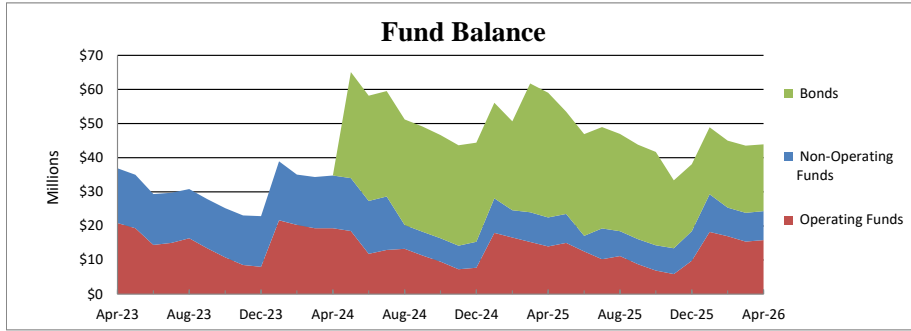
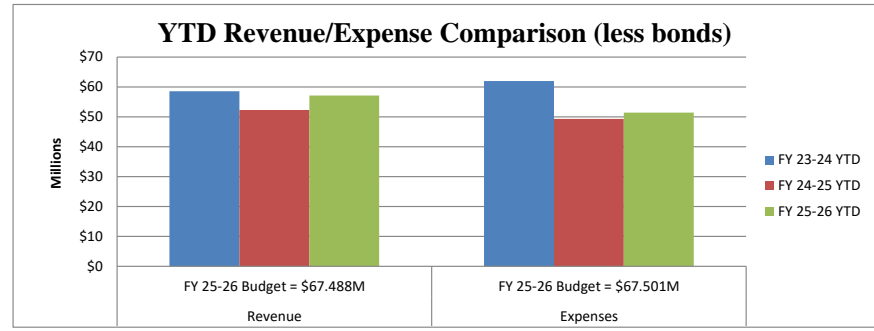


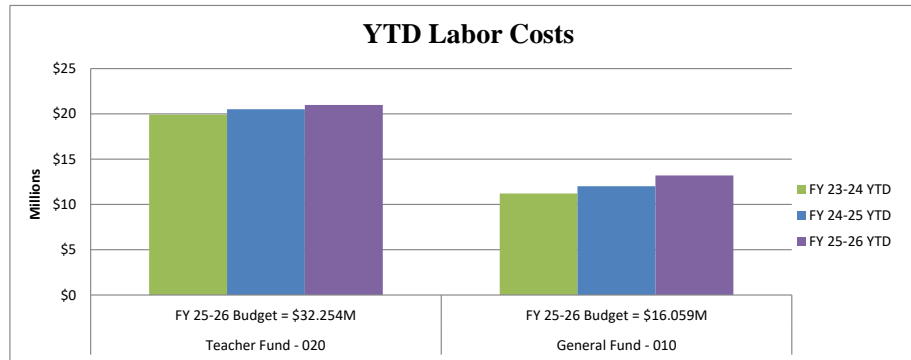
Lebanon R-3 Finance Dashboard
Month Ending April 30, 2026



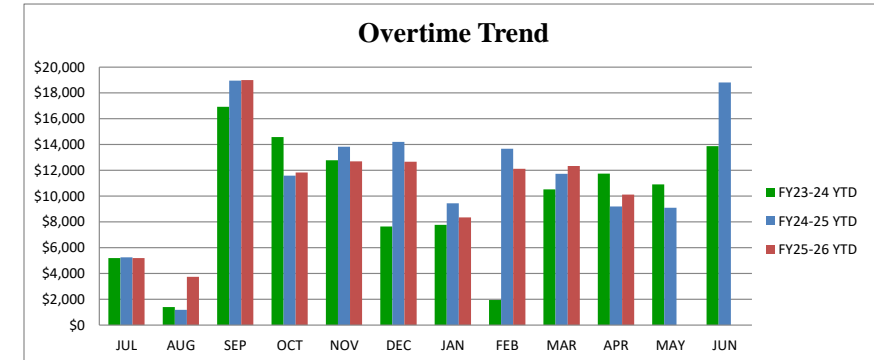
Fund Balance (in Millions)	<u>FY 22-23</u>	<u>FY 23-24</u>	<u>FY 24-25</u>	<u>FY 25-26</u>
Operating	\$ 20.855	\$ 19.309	\$ 14.003	\$ 15.830
Non-Operating Funds	\$ 16.043	\$ 15.447	\$ 8.463	\$ 8.494
Bonds	\$ -	\$ -	\$ 36.559	\$ 19.611
Total Fund Balance	\$ 36.897	\$ 34.756	\$ 59.025	\$ 43.935
Change from prior year		\$ (2.14)	\$ 24.27	\$ (15.09)



	<u>FY 23-24 YTD</u>	<u>FY 24-25 YTD</u>	<u>FY 25-26 YTD</u>	<u>Difference</u>
Revenue	\$ 58,582,807	\$ 52,307,857	\$ 57,143,285	\$ 4,835,428
Expenditures	\$ 61,961,536	\$ 49,323,915	\$ 51,406,657	\$ 2,082,742



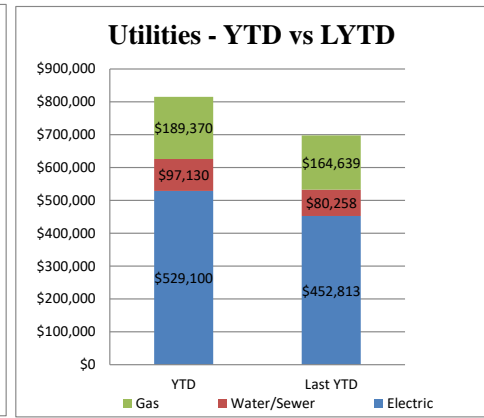
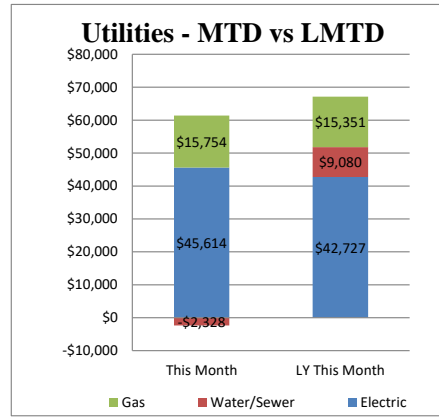
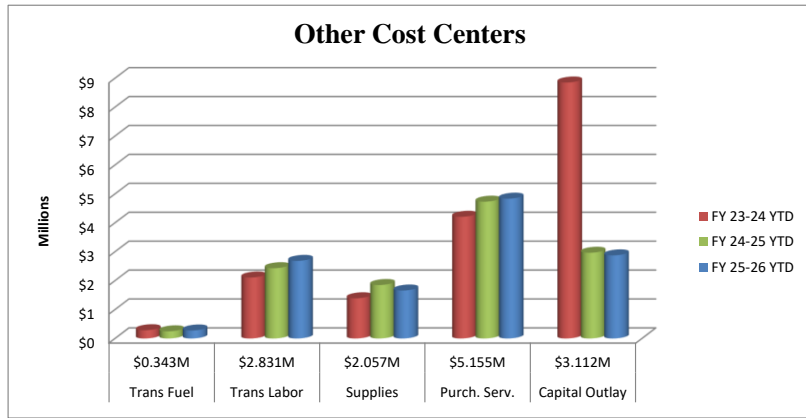
Labor	<u>FY 23-24 YTD</u>	<u>FY 24-25 YTD</u>	<u>FY 25-26 YTD</u>	<u>Difference</u>
Teacher Fund - 020	\$ 19,915,378	\$ 20,523,532	\$ 20,988,544	\$ 465,013
General Fund - 010	\$ 11,207,719	\$ 12,016,399	\$ 13,201,431	\$ 1,185,032
Total	\$ 31,123,097	\$ 32,539,930	\$ 34,189,975	\$ 1,650,045



Overtime	<u>FY23-24 YTD</u>	<u>FY24-25 YTD</u>	<u>FY25-26 YTD</u>	<u>Difference</u>
Overtime	\$ 90,502	\$ 109,056	\$ 108,049	\$ -0.92%

Overtime totals do not include the Transportation Department

Lebanon R-3 Finance Dashboard
Month Ending April 30, 2026



<u>Other Cost Centers</u>	<u>FY 25-26 Budget</u>	<u>FY 23-24 YTD</u>	<u>FY 24-25 YTD</u>	<u>FY 25-26 YTD</u>	<u>Difference</u>
Trans Fuel	\$0.343M	\$ 284,616	\$ 247,208	\$ 275,781	11.56%
Trans Labor	\$2.831M	\$ 2,107,780	\$ 2,430,031	\$ 2,683,211	10.42%
Supplies	\$2.057M	\$ 1,390,228	\$ 1,848,108	\$ 1,657,890	-10.29%
Purch. Serv.	\$5.155M	\$ 4,208,538	\$ 4,730,327	\$ 4,834,040	2.19%
Capital Outlay (less Bond)	\$3.112M	\$ 8,850,980	\$ 2,964,124	\$ 2,873,446	-3.06%

<u>Utilities</u>	<u>FY 25-26 Budget</u>	<u>This Month</u>	<u>LY This Month</u>	<u>YTD</u>	<u>Last YTD</u>
Electric	\$ 581,705	\$ 45,614	\$ 42,727	\$ 529,100	\$ 452,813
Water/Sewer	\$ 96,739	\$ (2,328)	\$ 9,080	\$ 97,130	\$ 80,258
Gas	\$ 198,281	\$ 15,754	\$ 15,351	\$ 189,370	\$ 164,639
Total	\$ 876,725	\$ 59,040	\$ 67,158	\$ 815,599	\$ 697,710