Westminster
Public Schools







QUARTERLY FINANCIAL REPORT

For the Period Ending September 30, 2025

7002 Raleigh Steet
Westminster, CO 80030

www.wps.org

Annual Budget vs. Year-to-Date Actual

Fund 10 General Fund

Period Ending September 30, 2025

	FY 2025-26				FY 2024-25			
	Budget	YTD Actual	YTD as % of Budget	Budget Remaining	Budget	YTD Actual	YTD as % of Budget	Budget Remaining
Beginning Balance	**$ 41,221,639**	**$ 41,221,639**	**100%**		**$ 41,454,809**	**$ 41,454,809**	**100%**	
Revenues								
Local Sources	69,037,635	2,060,657	3%	66,976,978	64,565,049	2,198,690	3%	62,366,359
State Sources	62,034,269	23,269,603	38%	38,764,666	58,125,046	21,885,178	38%	36,239,868
Federal Sources	31,020	133	0%	30,887	30,000	3,525	12%	26,475
Total Revenue	**131,102,924**	**25,330,392**	**19%**	**105,772,532**	**122,720,095**	**24,087,393**	**20%**	**98,632,702**
Expenditures								
Salaries	75,843,075	18,407,798	24%	57,435,277	79,062,891	17,773,580	22%	61,289,311
Employee Benefits	28,506,792	6,501,802	23%	22,004,990	29,235,602	6,169,249	21%	23,066,353
Purchased Services	12,112,122	3,960,949	33%	8,151,173	12,183,470	4,266,250	35%	-7,917,220
Supplies & Materials	3,829,127	772,628	20%	3,056,499	4,069,144	842,553	21%	-3,226,591
Property & Equipment	2,092,387	64,359	3%	2,028,028	3,403,054	116,492	3%	-3,286,562
Other Objects	7,909,977	133,188	2%	7,776,789	3,534,062	154,732	4%	-3,379,330
Total Expenditure	**130,293,480**	**29,840,724**	**23%**	**100,452,756**	**131,488,222**	**29,322,856**	**22%**	**102,165,366**
Fund Transfers	**(5,334,000)**	**(5,334,000)**	**100%**	**-**	**(4,488,636)**	**(4,834,752)**	**108%**	**346,116**
Prior Year Obligations	**-**				**2,000,000**			
Ending Fund Balance	**$ 36,697,084**	**$ 31,377,307**	**86%**		**$ 26,198,046**	**$ 31,384,594**	**120%**	

Fund Balance Analysis			
Reserved for TABOR	$ 3,933,088	$ 4,139,306	Reserved for TABOR
Board Contingency Reserves (5% GF Expenditures)	6,555,146	6,898,843	Board Contingency Reserves (5% GF Expenditures)
Unassigned	20,889,073	20,346,445	Unassigned
Current Year-to-Date fund Balance	$ 31,377,307	$ 31,384,594	Current Year-to-Date fund Balance
Beginning Fund Balance	41,221,639	41,454,809	Beginning Fund Balance
Increase (Decrease) in Fund Balance	$ (9,844,332)	$ (10,070,216)	Increase (Decrease) in Fund Balance

YTD Revenues and Expenditures Additional Detail

Fund 10 General Fund

Period Ending September 30, 2025

YTD Revenues

% of total received

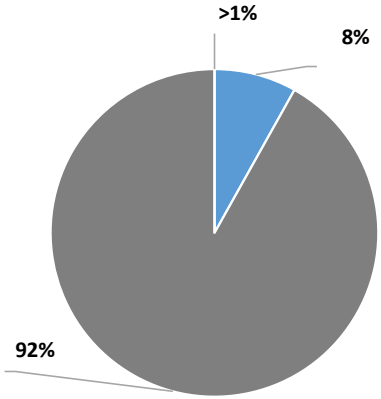

Major Components of Local Sources:		
$	178,567	Property Tax (PT)
$	161,470	PT Mill Levy Override
$	288,504	Specific Ownership (SO) Tax
$	260,881	SO Mill Levy Override
$	615,021	Interest Earnings
$	556,081	Other Local Revenue

Major Components of State Sources		
$	18,648,017	State Equalization
$	3,638,181	Exceptional Children Education Act
$	771,549	English Language Proficiency Act
$	211,990	Other State Revenue

Major Components of Federal Sources:		
$	133	Junior Reserve Officers' Training Corps (JROTC)

YTD Expenditures

% of total spent

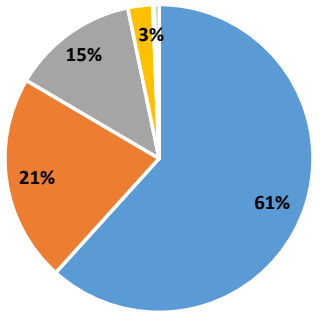

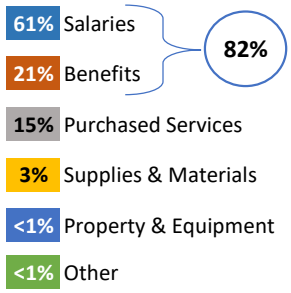

Annual Budget vs. Year-to-Date Actual

Fund 18 Risk Management Fund

Period Ending September 30, 2025

	FY 2025-26				FY 2024-25			
	Budget	YTD Actual	YTD as % of Budget	Budget Remaining	Budget	YTD Actual	YTD as % of Budget	Budget Remaining
Beginning Balance	**$ 806,648**	**$ 806,648**	**100%**		**$ 3,814,870**	**$ 3,814,870**	**100%**	
Revenues								
Local Sources	188,700	-	0%	188,700	1,000,000	-	0%	1,000,000
Other Sources	-							
Total Revenue	**188,700**	**-**	**0%**	**188,700**	**1,000,000**	**-**	**0%**	**1,000,000**
Expenditures								
Purchased Services	1,617,073	1,601,727	99%	15,346	1,553,223	1,754,414	113%	-201,191
Other Objects	448,723	5,985	1%	442,738	446,777	3,100	1%	443,677
Total Expenditure	**2,065,797**	**1,607,712**	**78%**	**458,085**	**2,000,000**	**1,757,514**	**88%**	**242,486**
Fund Transfers	**1,388,660**	**1,388,660**	**100%**	**-**	**-**	**-**	**0%**	**-**
Ending Fund Balance	**$ 318,211**	**$ 587,596**	**185%**		**$ 2,814,870**	**$ 2,057,356**	**73%**	

Fund Balance Analysis		
Curent Year-to-Date Fund Balance	$ 587,596	$ 2,057,356
Beginning Fund Balance	806,648	3,814,870
Increase (decrease) in Fund Balance	$ (219,052)	$ (1,757,514)

Annual Budget vs. Year-to-Date Actual

Fund 19 Universal Preschool Program

Period Ending September 30, 2025

	FY 2025-26				FY 2024-25			
	Budget	YTD Actual	YTD as % of Budget	Budget Remaining	Budget	YTD Actual	YTD as % of Budget	Budget Remaining
Beginning Balance	**$ 1,355,425**	**$ 1,355,425**	**100%**		**$ 961,701**	**$ 961,368**	**100%**	
Revenues								
Local Sources	214,200	5,825	3%	208,375	4,112,475	-	**0%**	4,112,475
State Sources	4,496,226	363,224	8%	4,133,002	-	1,379,167	**0%**	(1,379,167)
Total Revenue	**4,710,426**	**369,049**	**8%**	**4,341,377**	**4,112,475**	**1,379,167**	**34%**	**2,733,308**
Expenditures								
Salaries	3,275,953	753,055	23%	2,522,898	3,357,080	762,429	61%	2,594,651
Employee Benefits	1,066,470	299,245	28%	767,225	1,023,528	295,561	64%	727,967
Purchased Services	211,107	21,640	10%	189,467	33,990	43,436	45%	(9,446)
Supplies & Materials	81,567	20,705	25%	60,862	57,650	28,524	61%	29,126
Property & Equipment	6,160	1,572	26%	4,588	8,800	175	1511%	8,625
Other Objects	8,120	70,282	866%	(62,162)	11,600	18,351	28%	(6,751)
Total Expenditure	**4,649,377**	**1,166,499**	**25%**	**3,482,878**	**4,492,648**	**1,148,475**	**26%**	**3,344,173**
Fund Transfers	**-**	**-**	**0%**	**-**	**-**	**-**	**0%**	**-**
Ending Fund Balance	**$ 1,416,474**	**$ 557,975**	**39%**		**$ 581,528**	**$ 1,192,060**	**205%**	

Fund Balance Analysis		
Current Year-to-Date Fund Balance	$ 557,975	$ 1,192,060
Beginning Fund Balance	1,355,425	961,368
Increase (Decrease) in Fund Balance	$ (797,450)	$ 230,692

Annual Budget vs. Year-to-Date Actual

Fund 21 Nutrition Services

Period Ending September 30, 2025

	FY 2025-26				FY 2024-25			
	Budget	YTD Actual	YTD as % of Budget	Budget Remaining	Budget	YTD Actual	YTD as % of Budget	Budget Remaining
Beginning Balance	**$ 2,936,225**	**$ 2,936,225**	**100%**		**$ 3,885,198**	**$ 3,885,198**	**100%**	
Revenues								
Local Sources	243,690	66,996	27%	176,694	297,500	68,669	118%	228,831
State Sources	1,540,800	18,727	1%	1,522,073	225,000	16,602	25%	208,398
Federal Sources	5,037,428	1,553,533	31%	3,483,895	5,650,000	1,556,847	43%	4,093,153
Total Revenue	**6,821,919**	**1,639,256**	**24%**	**5,182,663**	**6,172,500**	**1,642,118**	**27%**	**4,530,382**
Expenditures								
Salaries	176,750	49,737	28%	127,013	175,000	36,064	21%	138,936
Employee Benefits	65,523	19,257	29%	46,266	64,874	17,183	26%	47,691
Purchased Services	3,955,688	543,706	14%	3,411,982	3,916,523	770,940	20%	3,145,583
Supplies & Materials	2,320,983	269,959	12%	2,051,024	2,298,003	238,850	10%	2,059,153
Property & Equipment	500,556	-	0%	500,556	495,600	-	0%	495,600
Total Expenditure	**7,019,500**	**882,659**	**13%**	**6,136,841**	**6,950,000**	**1,063,037**	**15%**	**5,886,963**
Fund Transfers	**-**	**-**	**0%**	**-**	**-**	**-**	**0%**	**-**
Ending Fund Balance	**$ 2,738,644**	**$ 3,692,822**	**135%**		**$ 3,107,697**	**$ 4,464,279**	**144%**	
Fund Balance Analysis								
Current Year-to-Date Fund Balance	$ 3,692,822				$ 4,464,279			
Beginning Fund Balance	2,936,225				3,885,198			
Increase (Decrease) in Fund Balance	$ 756,597				$ 579,081			

Annual Budget vs. Year-to-Date Actual

Fund 22 Government Designated-Purpose Grants Fund

Period Ending September 30, 2025

	FY 2025-26				FY 2024-25			
	Budget	YTD Actual	YTD as % of Budget	Budget Remaining	Budget	YTD Actual	YTD as % of Budget	Budget Remaining
Beginning Balance	**$ -**	**$ -**	**0%**		**$ -**	**$ -**	**0%**	
Revenues								
Local Sources	359,040	-	0%	359,040	352,000	-	0%	352,000
State Sources	1,989,000	385,635	19%	1,603,365	1,950,000	168,603	9%	1,781,397
Federal Sources	10,304,633	1,252,404	12%	9,052,229	10,102,581	1,466,036	15%	8,636,545
Total Revenue	**12,652,673**	**1,638,039**	**13%**	**11,014,634**	**12,404,581**	**1,634,639**	**13%**	**10,769,942**
Expenditures								
Salaries	6,713,139	1,102,338	16%	5,610,801	6,758,478	1,236,624	18%	5,521,854
Employee Benefits	2,216,895	381,106	17%	1,835,789	2,152,325	429,935	20%	1,722,390
Purchased Services	1,953,990	439,221	22%	1,514,769	1,860,674	633,066	34%	1,227,608
Supplies & Materials	772,500	40,305	5%	732,195	750,000	53,869	7%	696,131
Property & Equipment	171,552	105,390	61%	66,162	82,525	7,893	10%	74,632
Other Objects	824,597	225,374	27%	599,223	800,579	166,610	21%	633,969
Total Expenditure	**12,652,673**	**2,293,733**	**18%**	**10,358,940**	**12,404,581**	**2,527,997**	**20%**	**9,876,584**
Ending Fund Balance	**$ -**	**$ (655,694)**	**0%**		**$ -**	**$ (893,359)**	**0%**	
Fund Balance Analysis								
Current Year-to-Date Fund Balance	$ (655,694)				$ (893,359)			
Beginning Fund Balance	-				-			
Increase (Decrease) in Fund Balance	$ (655,694)				$ (893,359)			

YTD Budget to Actual Expenditures Detail

Fund 22 Government Designated-Purpose Grants Fund

Period Ending September 30, 2025

YTD Expenditures By grant type

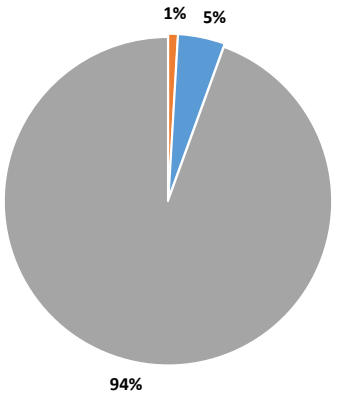

Major Federal Grants	Budget	YTD Actual	% of Budget
Title I, Part A	3,354,872	547,072	16%
Title II (Educator Effectiveness)	468,794	84,733	18%
Title III (English Learners)	222,409	61,489	28%
Title IV (Rounded learning, technology)	212,383	11,659	5%
IDEA (Special Education)	2,340,159	488,247	21%
IDEA Preschool (Special Education)	128,330	12,507	10%
Carl Perkins CTE Grant	117,632	3,234	3%
Project Aware Year 3	390,000	104,919	27%
McKinney Vento Homeless Education	100,429	12,845	13%
School Health Services Program (Medicaid)	2,427,844	693,521	29%
Other Federal Awards	297,325	146,562	49%

Major State Grants	Budget	YTD Actual	% of Budget
School to Work Alliance Program (SWAP)	264,349	40,081	15%
Colorado Opportunity Scholarship Initiative (COSI)	150,000	38,295	26%
Other State Awards	276,984	27,261	10%

Major Local Grants	Budget	YTD Actual	% of Budget
Invest in Kids	$ 21,000	$ -	0%
Gary Community Ventures Local Coordinating Org	-	-	0%
Jobs for the Future	10,000	-	0%
Westminster Ed Foundation CTE Program	38,883	15,350	39%
Westminster Ed Foundation CTE Student Org	26,800	-	0%
Other Local Awards	51,576	5,958	12%

Annual Budget vs. Year-to-Date Actual

Fund 23 Student Athletic & Activity Fund

Period Ending September 30, 2025

	FY 2025-26				FY 2024-25			
	Budget	YTD Actual	YTD as % of Budget	Budget Remaining	Budget	YTD Actual	YTD as % of Budget	Budget Remaining
Beginning Balance	**$ 745,477**	**$ 745,477**	**100%**		**$ 558,366**	**$ 558,366**	**100%**	
Revenues								
Local Sources	678,300	128,433	19%	549,867	665,000	114,338	17%	550,662
Total Revenue	**678,300**	**128,433**	**19%**	**549,867**	**665,000**	**114,338**	**17%**	**550,662**
Expenditures								
Salaries	958,594	135,581	14%	823,013	862,180	134,645	16%	727,535
Employee Benefits	249,960	44,697	18%	205,263	297,696	41,967	14%	255,729
Purchased Services	222,490	42,014	19%	180,476	112,675	35,888	32%	76,787
Supplies & Materials	741,757	118,898	16%	622,859	729,323	122,207	17%	607,116
Property & Equipment	21,540	-	0%	21,540	55,000	6,546	12%	48,454
Other Objects	117,942	23,840	20%	94,102	123,956	29,937	24%	94,019
Total Expenditure	**2,312,282**	**365,030**	**16%**	**1,947,252**	**2,180,829**	**371,190**	**17%**	**1,809,639**
Fund Transfers	**1,500,000**	**1,500,000**	**100%**	**-**	**1,500,000**	**1,500,000**	**100%**	**-**
Ending Fund Balance	**$ 611,495**	**$ 2,008,880**	**329%**		**$ 542,537**	**$ 1,801,514**	**332%**	

Fund Balance Analysis		
Current Year-to-Date Fund Balance	$ 2,008,880	$ 1,801,514
Beginning Fund Balance	745,477	558,366
Increase (Decrease) in Fund Balance	$ 1,263,403	$ 1,243,148

Annual Budget vs. Year-to-Date Actual

Fund 26 Day Care Fund

Period Ending September 30, 2025

	FY 2025-26				FY 2024-25			
	Budget	YTD Actual	YTD as % of Budget	Budget Remaining	Budget	YTD Actual	YTD as % of Budget	Budget Remaining
Beginning Balance	**$ 23,499**	**$ 23,499**	**100%**		**$ 68,160**	**$ 68,160**	**100%**	
Revenues								
Local Sources	1,900,000	402,566	21%	1,497,434	2,000,000	437,405	22%	1,562,595
Total Revenue	**1,900,000**	**402,566**	**21%**	**1,497,434**	**2,000,000**	**437,405**	**22%**	**1,562,595**
Expenditures								
Salaries	1,342,000	360,280	27%	981,720	1,725,457	398,938	23%	1,326,519
Employee Benefits	466,326	141,609	30%	324,717	642,369	146,370	23%	495,999
Purchased Services	26,690	32,724	123%	(6,034)	22,000	14,116	64%	7,884
Supplies & Materials	37,854	16,517	44%	21,337	36,374	11,959	33%	24,415
Property & Equipment	2,000	-	0%	2,000	4,500	-	0%	4,500
Other Objects	30,200	825	3%	29,375	21,300	958	4%	20,342
Total Expenditure	**1,905,070**	**551,955**	**29%**	**1,353,115**	**2,452,000**	**572,341**	**23%**	**1,879,659**
Fund Transfers	**-**	**-**	**0%**		**400,000**	**400,000**	**100%**	
Ending Fund Balance	**$ 18,429**	**$ (125,890)**	**-683%**		**$ 16,160**	**$ 333,224**	**2062%**	

Fund Balance Analysis		
Current Year-to-Date Fund Balance	$ (125,890)	$ 333,224
Beginning Fund Balance	23,499	68,160
Increase (Decrease) in Fund Balance	$ (149,389)	$ 265,064

Annual Budget vs. Year-to-Date Actual

Fund 31 Bond Redemption Fund

Period Ending September 30, 2025

	FY 2025-26				FY 2024-25			
	Budget	YTD Actual	YTD as % of Budget	Budget Remaining	Budget	YTD Actual	YTD as % of Budget	Budget Remaining
Beginning Balance	**$ 11,880,573**	**$ 11,880,573**	**100%**		**$ 11,484,198**	**$ 11,484,198**	**100%**	
Revenues								
Local Sources	8,489,078	266,057	3%	8,223,021	8,322,625	237,453	3%	8,085,172
Total Revenue	**8,489,078**	**266,057**	**3%**	**8,223,021**	**8,322,625**	**237,453**	**3%**	**8,085,172**
Expenditures								
Purchased Services	5,100	-	0%	5,100	5,000	-	0%	5,000
Other Objects	478,744	-	0%	478,744	464,800	-	0%	464,800
Other Uses of Funds	8,013,400	-	0%	8,013,400	7,780,000	-	0%	7,780,000
Total Expenditure	**8,497,244**	**-**	**0%**	**8,497,244**	**8,249,800**	**-**	**0%**	**8,249,800**
Fund Transfers	**-**	**-**	**0%**		**-**	**-**	**0%**	**-**
Ending Fund Balance	**$ 11,872,406**	**$ 12,146,630**	**102%**		**$ 11,557,023**	**$ 11,721,651**	**101%**	
Fund Balance Analysis								
Current Year-to-Date Fund Balance	$ 12,146,630				$ 11,721,651			
Beginning Fund Balance	11,880,573				11,484,198			
Increase (Decrease) in Fund Balance	$ 266,057				$ 237,453			

Annual Budget vs. Year-to-Date Actual

Fund 41 Building Fund

Period Ending September 30, 2025

	FY 2025-26				FY 2024-25			
	Budget	YTD Actual	YTD as % of Budget	Budget Remaining	Budget	YTD Actual	YTD as % of Budget	Budget Remaining
Beginning Balance	**$ 121,043,024**	**$ 121,043,024**	**100%**		**$ -**	**$ -**	**0%**	$ -
Revenues								
Local Sources	-	1,248,750	0%	(1,248,750)	-	-	**0%**	-
Total Revenue	**-**	**1,248,750**	**0%**	**(1,248,750)**	**-**	**-**	**-**	**-**
Expenditures								
Salaries	102,440	23,752	23%	78,688	-	-	0%	-
Employee Benefits	23,561	7,733	33%	15,828	-	-	0%	-
Purchased Services	24,873,999	1,580,482	6%	23,293,517	-	-	0%	-
Supplies & Materials	-	-	0%	-	-	-	0%	-
Property & Equipment	2,568,744	56,131	2%	2,512,613	-	-	0%	-
Other Objects	478,744	-	0%	478,744	-	-	0%	-
Total Expenditure	**28,047,488**	**1,668,098**	**6%**	**26,379,390**	**-**	**-**	**-**	**-**
Fund Transfers	**-**	**-**	**0%**		**-**	**-**	**0%**	**-**
Ending Fund Balance	**$ 92,995,536**	**$ 120,623,676**	**130%**		**$ -**	**$ -**	**0%**	

Fund Balance Analysis			
Current Year-to-Date Fund Balance	$ 120,623,676	$ -	
Beginning Fund Balance	121,043,024	-	
Increase (Decrease) in Fund Balance	$ (419,348)	$ -	

Annual Budget vs. Year-to-Date Actual

Fund 43 Capital Reserve Fund

Period Ending September 30, 2025

	FY 2025-26				FY 2024-25			
	Budget	YTD Actual	YTD as % of Budget	Budget Remaining	Budget	YTD Actual	YTD as % of Budget	Budget Remaining
Beginning Balance	**$ 4,557,944**	**$ 4,557,944**	**100%**		**$ 4,033,527**	**$ 4,033,527**	**100%**	
Revenues								
Local Sources	4,590	33,857	738%	(29,267)	350,616	151,752	43%	198,864
Total Revenue	**4,590**	**33,857**	**738%**	**(29,267)**	**350,616**	**151,752**	**43%**	**198,864**
Expenditures								
Purchased Services	3,264,365	898,612	28%	2,365,753	2,200,257	2,774,748	126%	(574,491)
Supplies & Materials	-	-	0%	-	-	-	0%	-
Property & Equipment	1,607,229	373,442	23%	1,233,787	600,000	783,736	131%	(183,736)
Other Objects	138,530	18,200	13%	120,330	134,495	18,200	14%	116,295
Total Expenditure	**5,010,124**	**1,290,254**	**26%**	**3,719,870**	**2,934,752**	**3,576,684**	**122%**	**(641,932)**
Fund Transfers	**2,445,340**	**2,445,340**	**100%**	**-**	**2,588,636**	**2,934,752**	**113%**	**(346,116)**
Ending Fund Balance	**$ 1,997,750**	**$ 5,746,887**	**288%**		**$ 4,038,027**	**$ 3,543,347**	**88%**	

Fund Balance Analysis		
Current Year-to-Date Fund Balance	$ 5,746,887	$ 3,543,347
Beginning Fund Balance	4,557,944	4,033,527
Increase (Decrease) in Fund Balance	$ 1,188,943	$ (490,180)

Westminster Public Schools

Payments Over $150,000

Period Ending September 30, 2025

Vendor	Total	Check Date	Description
ROCKY MOUNTAIN RISK INSURANCE GROUP	$1,600,820.84	7/7/2025	Annual Insurance pool payment
AP MOUNTAIN STATES, LLC	$856,355.90	9/3/2025	Shaw Cop Bldg Updates
AP MOUNTAIN STATES, LLC	$849,574.40	7/23/2025	Shaw Cop Bldg Updates
CHARTWELLS DINING SERVICES	$471,322.46	9/17/2025	Food service contractor
KAISER FOUNDATION HEALTH PLAN	$456,616.82	9/10/2025	Health plan payment
AP MOUNTAIN STATES, LLC	$448,190.87	7/30/2025	Ranum
CHARTWELLS DINING SERVICES	$443,865.34	8/13/2025	Food service contractor
AP MOUNTAIN STATES, LLC	$424,880.70	9/3/2025	Ranum
KIDS FIRST HEALTH CARE	$271,985.00	9/10/2025	School nursing services
BOYS & GIRLS CLUBS OF METRO DENVER INC	$270,203.33	9/10/2025	Funding for the Boys & Girls club program
COMMERCE BANK	$232,570.84	9/30/2025	Purchasing card payment
DAO ARCHITECTURE	$210,000.00	9/10/2025	Ranum
LEXIA LEARNING SYSTEMS LLC	$209,200.00	8/13/2025	Core reading/literacy
DAO ARCHITECTURE	$200,000.00	7/30/2025	Shaw/Flynn Project
DAO ARCHITECTURE	$200,000.00	9/10/2025	Shaw/Flynn Project
CHARTWELLS DINING SERVICES	$189,890.29	7/30/2025	Food service contractor
DAO ARCHITECTURE	$187,500.00	7/17/2025	Ranum
DAO ARCHITECTURE	$187,500.00	7/30/2025	Ranum
COMMERCE BANK	$170,663.82	8/31/2025	Purchasing card payment
XCEL ENERGY	$169,276.05	8/31/2025	Utilities payment
TYLER TECHNOLOGIES	$167,131.29	7/16/2025	School ERP