


Clint ISD Texas ACE Impact Report School Year 2024–2025



Texas ACE is an out-of-school time (OST) program funded by the federal Nita M. Lowey 21st Century Community Learning Centers (21st CCLC) grant and administered by the Texas Education Agency (TEA). Grantees provide academic and nonacademic activities aligned with the school day and tailored to community needs. This is supported by a continuous improvement system called the Texas ACE Roadmap to High-Quality OST, which includes **annual impact reports that evaluate local strengths and offer recommendations for improvement.**

View the Roadmap at MyTexasACE.org

Driving to Excellence: Grantee Health

Texas ACE grantees engage in ongoing health or program compliance monitoring through the “5 to Drive” dashboard. This live dashboard provides a monthly status for adherence to grantee assurances in five areas, assigning a status of on track, off track, or high risk for each. Below is a summary of Clint ISD’s 5 to Drive performance. See the [Roadmap](#) for details on each health area and the associated data sources.

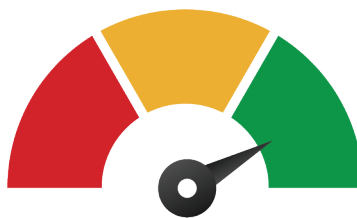
Overall 5 to Drive Status



On Track

One TX ACE Community

Staffing, Steering Committees, and Partnerships



On Track

Two Crucial Times

Student Participation and Hours of Operation



On Track

Three Key Strategies

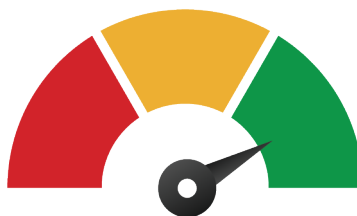
Strong Operations, School-day Alignment, and Community Involvement



On Track

Four Activity Types

Academics, Enrichment, College and Career Readiness, and Family Engagement



On Track

Five Measurable Goals

Improvement in Reading, Math, School Attendance, and Student and Family Engagement



On Track

Mapping Participation and Operations

Texas ACE grantees must meet specific **targets** for student and family participation, as well as operational hours, days, or weeks. State-level evaluations consistently show that regular attendance leads to positive student outcomes. Learn more at [Out-of-School Learning Opportunities | Texas Education Agency](#).

- 556** students met attendance target
- 561** families engaged
- 1** community partners
- 4** centers operated afterschool
- 13** days on average in summer
- 194** days on average during the school year

Texas Ace Center	Target	*Met Target	Adults Served
Clint Junior High School	108	109	133
East Montana Middle School	134	141	183
Horizon Middle School	149	157	148
Ricardo Estrada Middle School	148	149	97

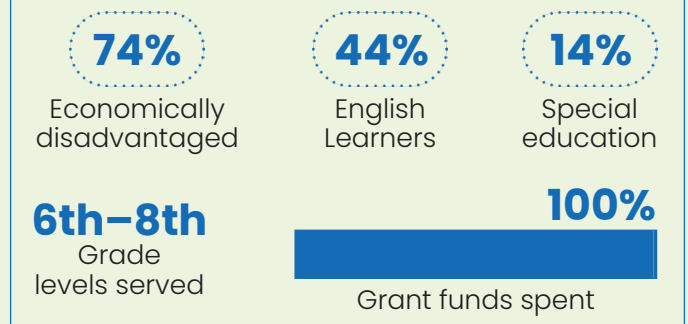
**Met Target means student participants attended for at least 45 days during the school year and 12 days during the summer.*

The Journey to Quality

Texas ACE grantees continuously strive to improve program quality. The Roadmap supports this process through the Coaching to Quality (CTQ) system. Below is an example of Clint ISD's ongoing journey.

Texas ACE provides academic, social, and emotional support in a safe, welcoming environment. Parents trust that their children are engaged in positive activities with caring adults. For many, Texas ACE feels like a second home—and a reason to attend school. Two once-shy students found their voices through program activities. One recent arrival shared that Texas ACE helped her learn English; her fluency and academics are improving. Two others raised grades to join the flag football team. Beyond academics, Texas ACE builds confidence, fosters friendships, and helps students discover their potential—empowering them to thrive in school and beyond.

Grantee Profile

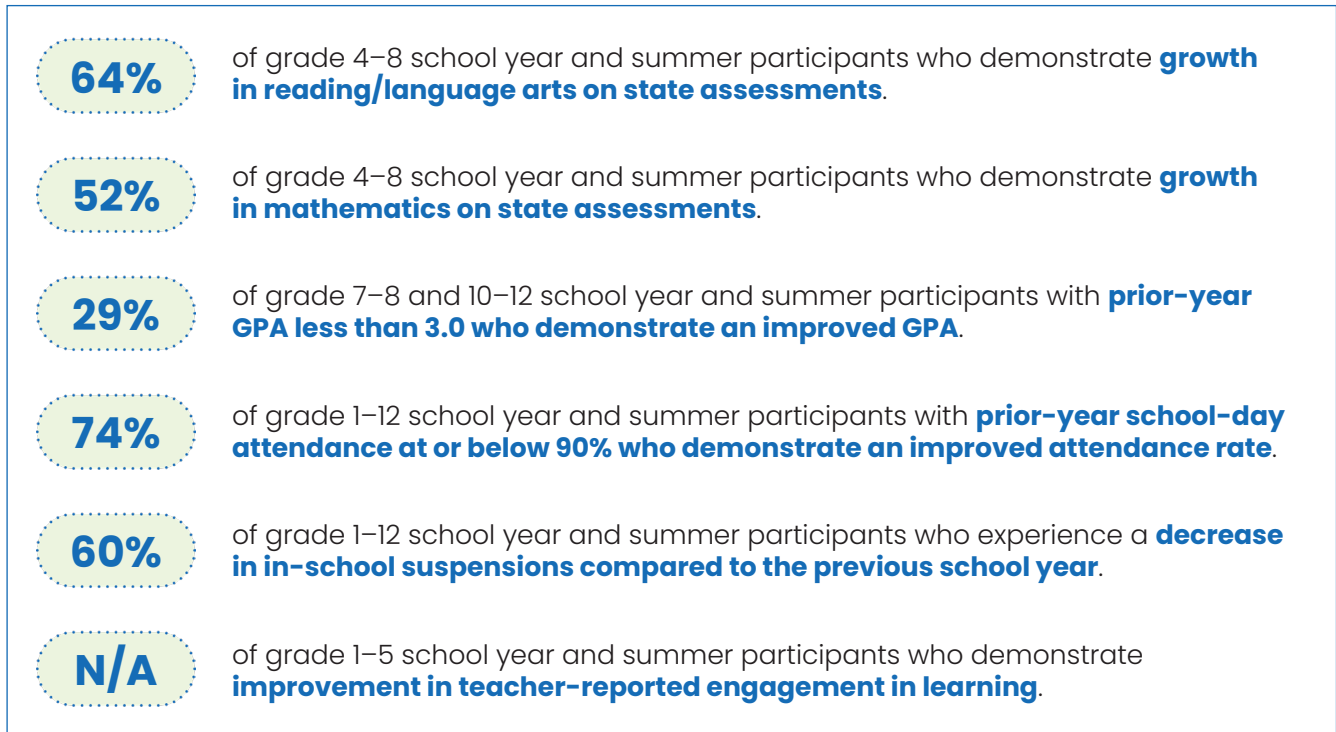


— *My son loves it, he has improved in school by wanting to attend classes, and better his grades to continue in Texas ACE. I know he is well taken care of and fed in ACE and, as a mom, I appreciate that a lot.*

—Parent

Measuring Success: Federal and Local State Indicators

Texas ACE grantees report performance on five goals determined by the federal Government Performance Results Act (GPRA) and set five local SMART goals aligned with State Indicators. See Clint ISD's performance below.



*GPRA results include students that attended for at least 45 hours of programming.

State Indicator SMART Goal	Grantee Outcomes
Improve Math Academic Performance	Met
Improve Reading Academic Performance	Approaching
Improve Attendance	Met
Improve Student Engagement	Met
Improve Family Engagement	Met

*Grantee outcomes of met, approaching, or no progress are determined by grantee self-assessment of local data.

Fueling the Future:

Recommendations for Continuous Improvement

Recommendation 1: Train site coordinators using MAP growth data from the BOY and MOY to provide individualized targeted support for Math and Reading skill development for students not projected to meet STAAR Proficiency.

Recommendation 2: Start a book club at each site using existing libraries to improve reading comprehension and proficiency while fostering a love of reading for students not projected to meet STAAR Proficiency.