SOUTHINGTON PUBLIC SCHOOLS

Alicia Naleway - District Curriculum Coordinator K-8 Math/K-5 Science
Southington Public Schools 860-628-3275 ext 14021

Southington Public Schools Summer Math: Entering Grades 1-5

Dear K-4 Families,



In an effort to provide your child with opportunities to practice the math skills and concepts taught during school this year, the district has put together a summer math option that includes a practice packet as well as options to continue using our online math program, *iReady*.

We have included a summer math log for your child to track their work over the summer. Each time your child completes a ***page in the summer packet*** or ***time on iReady,*** simply fill in one box on the log and have your child color it in.

We have set the following summer math goals for students:

Students entering grades 1 and 2
Goal: Complete a minimum of 10 boxes over the summer.

Students entering grades 3 and 4
Goal: Complete a minimum of 15 boxes over the summer.

Students entering grade 5
Goal: Complete a minimum of 20 boxes over the summer.

Directions for logging into *iReady* are included in this packet and can be found on the district website. Links to the summer math packets, as well as this letter are also available on the Southington Public Schools Website under *"Parents & Student, Summer Information."* You can also find additional summer math practice links and resources, such as the ***CT Governor's Math Challenge*** and ***Greg Tang's Summer Challenge*** on our website.

Upon returning to school in the fall, please have your child bring the ***"summer math log"*** to their classroom teacher. A certificate and pencil will be given to all students who meet their goals! Thank you for your anticipated support with summer math. Have a wonderful summer!

Sincerely,

Alicia Naleway

District Curriculum Coordinator
K-8 Math, K-5 Science

i-Ready Connect – Summer Math for students entering 1st-5th grade

Dear Parents, Families, and Guardians,

We are excited to share that our district is using **iReady Connect** during the summer months. iReady was used during the past school year for diagnostic and instructional purposes. This summer, we are able to offer students access to their pathway, which is completely individualized, and to the games. iReady will be available to students until the class rolls over in mid August.

My Path: iReady provides students with individualized online learning paths that support what we're working on in school and will help prevent that "summer slide."

Fluency Flight: for students going into grades 3-5 to practice and maintain addition, subtraction, multiplication, and division facts.

iReady Learning Games: Fun games to reinforce learning at home.

School-Issued Chromebook:

- Log into the school issued chromebook and navigate to Classlink.
- From there, on the classlink dashboard, they will be able to access iReady by clicking on the "iReady" icon.

Personal Desktop or laptop:

- To use iReady on a family device at home, sign into the Google Chrome browser with their Southington Public Schools account (*For students entering gr. 1-3-login directions with your child's username and password should have been sent home before the last day of school*)
- Once logged into Google Chrome, go to ClassLink: https://launchpad.classlink.com/southington
- Sign-in using the **WHITE** "Student sign in to ClassLink" button.

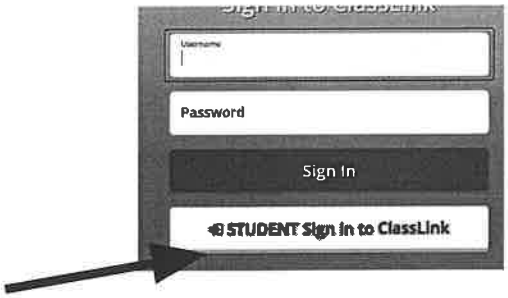

- You will need to enter your student's full Southington Public School's email and password *(For students entering gr. 1-3, login directions with your child's username and password should have been sent home before the last day of school*)
  - Ex. Username: eleanor.savelkoul@s.southingtonschools.org
    Password: s.1234567

Personal Tablet/Phone:

- To use iReady on a personal tablet, you will need to download the "ClassLink" app and the "iReady" app from the App Store or Play Store
- Launch the ClassLink app
    - If you see a blue/white screen with Username, Password, and School Code, *tap the back arrow in the upper left corner of the iPad screen*.
    - Find "Southington Public Schools" in the search.
    - When this login screen comes up, tap "Sign in with ADFS."
    - Enter the student's email address and password, (*For students entering gr. 1-3, login directions with your child's username and password should have been sent home before the last day of school*)
    - Tap on the iReady app in ClassLink. This will sign the student into the iReady app in the background.
- You can then access the student's My Path or Learning Games from there.

If your child has any technology related issues logging in, please contact the SPS Technology Department at (860) 628-3200 ext. 10360

Southington Public Schools Summer Math Log

Student Name: _____ Grade Entering in Fall: _____

Date: Page: Tech Time:	Date: Page: Tech Time:	Date: Page: Tech Time:	Date: Page: Tech Time:	Date: Page: Tech Time:
Date: Page: Tech Time:	Date: Page: Tech Time:	Date: Page: Tech Time:	Date: Page: Tech Time:	Date: Page: Tech Time:
Date: Page: Tech Time:	Date: Page: Tech Time:	Date: Page: Tech Time:	Date: Page: Tech Time:	Date: Page: Tech Time:
Date: Page: Tech Time:	Date: Page: Tech Time:	Date: Page: Tech Time:	Date: Page: Tech Time:	Date: Page: Tech Time:
Date: Page: Tech Time:	Date: Page: Tech Time:	Date: Page: Tech Time:	Date: Page: Tech Time:	Date: Page: Tech Time:

For each box above, please put the date, page number your child worked on in their summer math packet, and/or circle "tech time" if your child worked in iReady. Color in each box that is completed!

Please bring this log back to school in the fall for a certificate and a pencil.



Adding by Counting On and Making a Ten

Name: _____

Add.

1. $8 + 2 =$ _____
2. $8 + 3 =$ _____
3. $6 + 4 =$ _____
4. $6 + 8 =$ _____
5. $7 + 3 =$ _____
6. $7 + 5 =$ _____
7. $9 + 1 =$ _____
8. $9 + 6 =$ _____
9. $5 + 5 =$ _____
10. $5 + 8 =$ _____
11. $9 + 2 =$ _____
12. $2 + 9 =$ _____
13. $8 + 4 =$ _____
14. $4 + 8 =$ _____
15. $6 + 9 =$ _____
16. $6 + 7 =$ _____

17. Which strategy did you use to solve problem 11? Explain.

© 2020 Curriculum Associates, LLC. All rights reserved.

Using Doubles and Doubles Plus 1

Name: _____

Add.

1. $4 + 4 =$ _____
2. $4 + 5 =$ _____
3. $6 + 6 =$ _____
4. $5 + 6 =$ _____
5. $7 + 7 =$ _____
6. $8 + 7 =$ _____
7. $9 + 9 =$ _____
8. $8 + 9 =$ _____
9. $5 + 5 =$ _____
10. $6 + 5 =$ _____
11. $8 + 8 =$ _____
12. $7 + 8 =$ _____

13. Which strategy did you use to solve problem 12? Explain why.

© 2020 Curriculum Associates, LLC. All rights reserved.

Counting On and Making a Ten to Subtract

Name: _____

Complete each set of equations.

1 $12 - 3 = \square$

$3 + \square = 12$

2 $14 - 5 = \square$

$5 + \square = 14$

3 $11 - 3 = \square$

$3 + \square = 11$

4 $15 - 7 = \square$

$7 + \square = 15$

5 $12 - \square = 10$

$12 - 4 = \square$

6 $13 - \square = 10$

$13 - 6 = \square$

7 $16 - \square = 10$

$16 - 9 = \square$

8 $15 - \square = 10$

$15 - 9 = \square$

9 In problem 6, how did you use your first answer to find your second answer?

© 2020 Curriculum Associates, LLC. All rights reserved.

Solving Take-Apart Word Problems

Name: _____

Solve problems 1–6.

1 Hailey buys 9 potatoes. 4 potatoes are white. The rest are red. How many red potatoes are there? Show your work.

Solution _____ potatoes are red.

2 Levi has 17 pet fish. 7 of the fish are goldfish. The rest are mollies. How many fish are mollies? Show your work.

Solution _____ fish are mollies.

3 Ada wants to read 12 books over the summer. 5 books are stories about cats. The rest are stories about horses. How many books are stories about horses? Show your work.

Solution _____ books are stories about horses.

4 There are 16 chairs at a table. 7 students sit down. The rest of the chairs are empty. How many chairs are empty? Show your work.

Solution _____ chairs are empty.

© 2020 Curriculum Associates, LLC. All rights reserved.

 Name: _____

5 Luis sees 14 dogs at the dog park. 6 of the dogs are small dogs. The rest of the dogs are big dogs. How many dogs are big? Show your work.

Solution _____ dogs are big.

6 Sadie has 20 crayons. She finds 8 crayons in her desk. The rest of the crayons are in her crayon box. How many crayons are in Sadie's crayon box? Show your work.

Solution _____ crayons are in the crayon box.

7 Which strategy did you use to solve problem 6? Explain why.

© 2020 Curriculum Associates, LLC. All rights reserved.

Solving Comparison Word Problems

Name: _____

Solve problems 1–6. Show your work.

1 There are 4 fewer cats than dogs. There are 2 cats. How many dogs are there?

_____ dogs

2 Trevor sees 8 red birds. He sees 5 more red birds than blue birds. How many blue birds does Trevor see?

Trevor sees _____ blue birds.

3 Anna has 7 baskets and some flowers. She has 5 fewer baskets than flowers. How many flowers does Anna have?

Anna has _____ flowers.

4 There are 14 coats and some hats. There are 6 more coats than hats. How many hats are there?

_____ hats

5 There are 9 apples. There are 6 fewer apples than oranges. How many oranges are there?

_____ oranges

6 Brynne has 13 books. She has 8 more books than games. How many games does Brynne have?

Brynne has _____ games.

© 2020 Curriculum Associates, LLC. All rights reserved.

Ways to Solve Two-Step Problems

Name: _____

Solve problems 1–6. Show your work.

1 Jack has 9 flowers to plant. He plants 2 flowers before lunch. Then he plants 3 more after lunch. How many flowers does Jack have left to plant?

Jack has _____ flowers left to plant.

2 There are 8 girls at the park. First, 5 girls go home. Then 6 more girls come to the park. How many girls are at the park now?

There are _____ girls at the park.

3 Bella paints 6 pictures on Monday and 8 pictures on Wednesday. Then she paints 3 more pictures on Friday. How many pictures does Bella paint this week?

Bella paints _____ pictures this week.

4 Ali puts 12 books in a box. She takes 4 books out of the box. Then she puts 6 books in the box. How many books are in the box now?

There are _____ books in the box.

5 Lucas has 5 crayons. His sister gives him 6 more. Then he gives 4 to a friend. How many crayons does Lucas have now?

Lucas has _____ crayons.

6 Miss Brady puts 15 pencils in her desk. Then she takes out 9 pencils. After school she puts 5 pencils back in her desk. How many pencils are in Miss Brady's desk now?

There are _____ pencils in the desk.

© 2020 Curriculum Associates, LLC. All rights reserved.

Ways to Model Word Problems

Name: _____

Solve problems 1–6. Show your work.

1 Tony has 37 building blocks. Then he buys more blocks. Now he has 51 blocks. How many blocks does Tony buy?

Tony buys _____ blocks.

2 There are some chairs in the art room. Mrs. Lopez brings in 16 more chairs. Now there are 42 chairs. How many chairs were in the room at the start?

There were _____ chairs in the room at the start.

3 Jen has some buttons. She gets 23 more buttons from her mom. Now she has 65 buttons. How many buttons did Jen have to begin with?

Jen had _____ buttons to begin with.

4 Colby packs 31 boxes in one day. He packs 12 boxes in the morning and some boxes after lunch. How many boxes does Colby pack after lunch?

Colby packs _____ boxes after lunch.

5 Ayanna reads 26 pages of her book at school. Later she reads more pages at home. Now she has read 54 pages. How many pages does Ayanna read at home?

Ayanna reads _____ pages at home.

6 The camp has some tents. Campers set up 42 more tents. Now the camp has 60 tents. How many tents did the camp have to begin with?

The camp had _____ tents to begin with.

© 2020 Curriculum Associates, LLC. All rights reserved.

Different Ways to Show Addition

Name: _____

Find the sums and missing addends.

1. $30 + 7 + 50 + 3 =$ 90

2. $37 + 53 =$ _____

3. $20 + 8 + 40 + 2 =$ _____

4. $28 + 42 =$ _____

5. $60 + 6 + 10 + 4 =$ _____

6. $66 + 14 =$ _____

7. $40 + 5 + 40 + 5 =$ _____

8. $45 +$ _____ $= 90$

9. $30 + 9 + 20 + 1 =$ _____

10. _____ $+ 21 = 60$

11. $20 + 4 + 60 + 6 =$ _____

12. $24 +$ _____ $= 90$

13. $40 + 3 + 30 + 7 =$ _____

14. _____ $+ 37 = 80$

15. How does the information in problem 9 help you solve problem 10?

© 2020 Curriculum Associates, LLC. All rights reserved.

Subtracting by Regrouping

Name: _____

Circle all the problems where you can regroup a ten to help subtract. Then solve the circled problems.

1. $32 - 16 = 16$
2. $48 - 15$
3. $57 - 25$
4. $63 - 39$
5. $76 - 26$
6. $82 - 37$
7. $38 - 28$
8. $53 - 44$
9. $42 - 25$
10. $96 - 40$
11. $92 - 56$
12. $65 - 23$
13. $86 - 19$
14. $59 - 33$
15. $77 - 48$
16. $62 - 27$

17. How did you know which problems to circle?

18. Check one of your answers by solving it using a different strategy. Show your work.

© 2020 Curriculum Associates, LLC. All rights reserved.

Strategies to Find a Missing Addend

Name: _____

Solve.

1. $35 + \underline{10} = 45$
   $35 + \underline{20} = 55$
   $35 + \underline{25} = 60$

2. $24 + _____ = 34$
   $24 + _____ = 64$
   $24 + _____ = 68$

3. $42 + _____ = 52$
   $42 + _____ = 82$
   $42 + _____ = 87$

4. $51 + _____ = 61$
   $51 + _____ = 71$
   $51 + _____ = 76$

5. $26 + _____ = 36$
   $26 + _____ = 66$
   $26 + _____ = 69$

6. $58 + _____ = 60$
   $58 + _____ = 70$
   $58 + _____ = 71$

7. $39 + _____ = 40$
   $39 + _____ = 70$
   $39 + _____ = 75$

8. $27 + _____ = 30$
   $27 + _____ = 60$
   $27 + _____ = 65$

9. $44 + _____ = 54$
   $44 + _____ = 64$
   $44 + _____ = 67$

10. $69 + _____ = 70$
    $69 + _____ = 90$
    $69 + _____ = 93$

© 2020 Curriculum Associates, LLC. All rights reserved.

Strategies to Find a Missing Addend *continued*

Name: _____

11 33 + _____ = 43
33 + _____ = 73
33 + _____ = 76

12 48 + _____ = 50
48 + _____ = 80
48 + _____ = 85

13 26 + _____ = 70
32 + _____ = 61
49 + _____ = 95

14 57 + _____ = 83
34 + _____ = 67
28 + _____ = 53

15 62 + _____ = 85
41 + _____ = 96
53 + _____ = 77

16 19 + _____ = 75
43 + _____ = 87
68 + _____ = 99

17 Explain how the strategy to solve problem 5 is different from the strategy used to solve problem 6.

18 Explain the strategy you used to solve the first part of problem 14.

© 2020 Curriculum Associates, LLC. All rights reserved.

Finding the Value of Three-Digit Numbers

Name: _____

The answers are mixed up at the bottom of the page. Cross out the answers as you complete the problems.

1. 300 + 50 + 1 = _____

2. 2 hundreds + 6 tens + 7 ones = _____

3. 400 + 20 + 6 = _____

4. 400 + 60 + 2 = _____

5. 600 + 40 + 2 = _____

6. 5 hundreds + 1 ten + 3 ones = _____

7. 3 hundreds + 7 tens + 5 ones = _____

8. 500 + 20 + 6 = _____

9. 200 + 8 = _____

10. 2 hundreds + 8 tens + 0 ones = _____

11. 600 + 70 + 1 = _____

12. 6 hundreds + 0 tens + 7 ones = _____

13. 400 + 70 + 6 = _____

14. 2 hundreds + 3 tens + 3 ones = _____

15. 3 hundreds + 2 tens + 3 ones = _____

16. 3 hundreds + 3 tens + 2 ones = _____

Answers:

233	607	476	323	267	671
426	513	526	208	642	462
332	375	280	351		

© 2020 Curriculum Associates, LLC. All rights reserved.

Writing Three-Digit Numbers

Name: _____

Write the number using only digits.

1. one hundred sixty-four _____
2. six hundred fifty-two _____
3. three hundred twelve _____
4. two hundred sixty-one _____
5. two hundred five _____
6. five hundred nineteen _____

Write the number using only digits.

7. 100 + 10 + 6 _____
8. 500 + 4 _____
9. 300 + 40 + 5 _____
10. 300 + 50 + 4 _____
11. 400 + 60 _____
12. 500 + 40 _____

© 2020 Curriculum Associates, LLC. All rights reserved.

Name: _____

Write the number as a sum of hundreds, tens, and ones. Then write the number using words.

13 522 _____ + _____ + _____

_____

14 435 _____ + _____ + _____

_____

15 218 _____ + _____ + _____

_____

16 310 _____ + _____

_____

17 Explain how problem 8 is the same and different from problem 12.

© 2020 Curriculum Associates, LLC. All rights reserved.

Ways to Compare Three-Digit Numbers

Name: _____

Compare the numbers in each problem two different ways.

1 Compare 250 and 200.

_____ < _____ and
_____ > _____

2 Compare 170 and 180.

_____ < _____ and
_____ > _____

3 Compare 346 and 325.

_____ < _____ and
_____ > _____

4 Compare 235 and 261.

_____ < _____ and
_____ > _____

5 Compare 424 and 453.

_____ < _____ and
_____ > _____

6 Compare 833 and 824.

_____ < _____ and
_____ > _____

7 Compare 637 and 682.

_____ < _____ and
_____ > _____

8 Compare 362 and 326.

_____ < _____ and
_____ > _____

9 Compare 531 and 513.

_____ < _____ and
_____ > _____

10 Compare 714 and 741.

_____ < _____ and
_____ > _____

11 Compare 468 and 486.

_____ < _____ and
_____ > _____

12 Compare 967 and 959.

_____ < _____ and
_____ > _____

13 What strategies did you use to compare the numbers?

© 2020 Curriculum Associates, LLC. All rights reserved.

Adding and Regrouping Ones

Name: _____

The answers are mixed up at the bottom of the page.
Cross out the answers as you complete the problems.

1	635 + 321	2	439 + 154	3	336 + 123
4	825 + 166	5	512 + 336	6	246 + 348
7	772 + 109	8	347 + 314	9	483 + 208
10	225 + 224	11	548 + 406	12	475 + 515
13	273 + 211	14	728 + 253	15	627 + 263

Answers:

449	594	881	956	691
484	661	890	991	593
954	848	990	459	981

© 2020 Curriculum Associates, LLC. All rights reserved.

Adding and Regrouping Tens

Name: _____

Look at the hundreds digits in each problem. Circle those that will have a sum greater than 500. Then find the exact sums of only the problems you circled.

1. 435 + 283 = 718

2. 205 + 113 = _____

3. 586 + 130 = _____

4. 378 + 343 = _____

5. 186 + 175 = _____

6. 476 + 234 = _____

7. 152 + 169 = _____

8. 214 + 225 = _____

9. 362 + 556 = _____

10. 481 + 262 = _____

11. 145 + 239 = _____

12. 347 + 133 = _____

13. 286 + 644 = _____

14. 267 + 174 = _____

15. 383 + 319 = _____

16. How do you know that 361 + 283 is greater than 500 without finding the sum?

© 2020 Curriculum Associates, LLC. All rights reserved.

Regrouping Tens to Ones

Name: _____

Circle all the problems where you must regroup a ten to subtract the ones. Then find the differences of only the problems you circled.

1. 875 − 646 = 229

2. 478 − 226

3. 692 − 437

4. 345 − 224

5. 761 − 338

6. 514 − 402

7. 953 − 821

8. 474 − 156

9. 320 − 210

10. 663 − 425

11. 619 − 308

12. 847 − 628

13. 736 − 517

14. 563 − 249

15. 375 − 163

16. How can you tell by looking at the problem if you need to regroup a ten to subtract the ones?

© 2020 Curriculum Associates, LLC. All rights reserved.

Regrouping Hundreds to Tens

Name: _____

The answers are mixed up at the bottom of the page.
Cross out the answers as you complete the problems.

1	816 − 432	2	927 − 563	3	506 − 315
4	448 − 160	5	743 − 471	6	476 − 293
7	628 − 236	8	961 − 470	9	527 − 256
10	347 − 154	11	835 − 285	12	624 − 382
13	329 − 170	14	465 − 195	15	519 − 378

Answers:

193	242	191	384	272
364	271	491	288	392
183	141	550	159	270

© 2020 Curriculum Associates, LLC. All rights reserved.