DT Howard MS GO TEAM BUSINESS MEETING #2

October 26, 2025

ATLANTA PUBLIC SCHOOLS
One District. One Goal. Every Child.

AGENDA

Call to Order

Roll Call; Establish Quorum

Action Items *(add items as needed)*

- Approval of Agenda
- Approval of Previous Minutes
- Additional Action Item 1 *(if needed)*:

Discussion Items *(add items as needed)*

- Graduation Rate *(For High School GO Teams if discussed)*
- 2025-2030 Strategic Plan Development
- Additional Discussion Item (*if needed)*:

Information Items *(add items as needed)*

- Principal's Report
- Additional Information Item *(if needed)*:

Announcements *(add items as needed)*

Public Comment *(if applicable)*

Adjournment

ATLANTA PUBLIC SCHOOLS
One District. One Goal. Every Child.

MEETING AGENDA

(*agenda may be amended*)

I. **Call to Order**
II. **Roll Call; Establish Quorum**
III. **Action Items**
a. Approval of Agenda
b. Approval of 9/8/25 Meeting Minutes
IV. **Public Comment 10 minutes**
V. **Discussion Items** *(add items as needed)*
a. MAPS Data; Spring to Fall Growth
b. Review GO Team Summit and new APS Strategic Plan
c. Howard Middle School Strategic Plan SY25
i. Framework for SY26 School Strategic Plan to fill in.. Please note this is not formal, it was created to guide us based off of what was shared at 9/27/25 GO Team Summit. As a GO Team we will need to fill in where the RED text is. The framework has been updated with APS new strategic plan wording in a similar format used in previous years to help us work through t
Remember our SY27 Howard budget and the work we d
in January - March 2026 will be based on the School Str
1. Go Team To Do
a. Mission and Vision
b. 3 School Goals that align with APS Strate
c. 2 School Strategic priorities for each APS
2. School/Principal will write School Strategies and
ii. Should we need to take action on any of these items they will be moved to an action item
VI. **Information Items**
a. Principal's Report
i. Enrollment / Class adjustments secondary to leveling
ii. Attendance
iii. Math updates regarding testing platform
iv. Transportation
b. Cluster Advisory Team Report
c. Comprehensive Long Range Facilities Plan Update - Reshaping Education
i. Resources specific to Midtown Cluster
1. 8/22/25: District Scenario 1 released
a. Proposed addition to Midtown HS to address over-utilization.
i. September 8: Midtown & Washington Zoom Recording
ii. September 10, 2025 at Midtown High School
2. 9/22/25 Refined District Scenario 2 released
a. Proposed Midtown HS addition "AND" something else needed per HPM, secondary to continued growth over time and current "over utilized" status.
b. HPM recommends new yearly Boundary Analysis Policy
i. September 22, 2025: Task Force Meeting Recording
ii. September 25, 2025: Go Team Meeting Discussion
ii. Midtown GO Team 9/29/25 meeting discussed history of some of the renovations, additions, innovative strategies adopted over last 5+ years as well as over capacity challenges, start at timer 53:30 Midtown Go Team
iii. For more information visit APS Comprehensive Long Range Facilities Planning website: https://www.atlantapublicschools.us/aps2040
VII. **Announcements**
VIII. **Public Comment 10 minutes**
IX. **Adjournment**

ACTION ITEMS

Approval of Agenda

Approval of Previous Minutes

ATLANTA PUBLIC SCHOOLS

One District. One Goal. Every Child.

DISCUSSION ITEMS

ATLANTA PUBLIC SCHOOLS

One District. One Goal. Every Child.

2025-2030 SCHOOL STRATEGIC PLAN DEVELOPMENT

ATLANTA PUBLIC SCHOOLS

One District. One Goal. Every Child.



Atlanta Public Schools
2025-2030 Strategic Plan

One District. One Goal. Every Child.

ATLANTA PUBLIC SCHOOLS

WHO WE ARE...

We are *Atlanta's* Public School System

WHY WE EXIST...

To educate and empower Atlanta's students to shape the future

A COMMUNITY OF BELIEVERS GETTING BACK TO BASICS

Our Strength is Our Team

Atlanta's students will have effective and engaged teachers, leaders, and staff.

- Increase concentration of highly-effective teachers and leaders
- Prioritize engagement and retention for staff
- Grow and promote strong teachers, leaders, and staff

Our Responsibility Is Shared

Atlanta's students will have supportive families, communities, and partners.

- Build meaningful partnerships
- Expand Atlanta Partners for Education (APFE) impact
- Increase access and engagement for families and communities

Our System Is Efficient & Effective

Atlanta's students will have the schools and resources they need to succeed.

- Maximize facility usage for the student and community good
- Leverage data to drive strategic financial investments
- Implement sustainability initiatives

We Are Strengthening Our Instructional Core

Atlanta's students will have high-quality instruction, materials, and targeted support.

- Implement high-quality, relevant, and engaging instructional materials and professional learning in all core content areas
- Target resources towards subgroups (eg. exceptional education, English learners, economically-disadvantaged)
- Accelerate early learning

We Are Caring For Every Child

Atlanta's students will have trusted, supportive adults meeting their unique needs.

- Expand strategies that reduce chronic absenteeism and disproportionate discipline
- Implement systematic culture and climate strategies
- Increase student access to trusted and reliable adults (eg. mentors, coaches, counselors)

We Are Sparking Student Curiosity

Atlanta's students will have access to explore and expand their passions and interests.

- Promote robust arts, athletics, world language, and enrichment offerings
- Expand access to high-interest and workforce-ready offerings (e.g. career programs and pathways, advanced coursework)
- Explore specialized and innovative school models (eg. School of the Arts)

ATLANTA PUBLIC SCHOOLS

Goals and Key Performance Indicators



By 2030, we will increase the percentage of 3rd grade students scoring proficient or above in ELA (GA Milestones) by **20 percentage points.**



By 2030, we will increase the percentage of 8th grade students scoring proficient or above in Math (GA Milestones) by **20 percentage points.**



By 2030, we will increase the percentage of students meeting at least one CCRPI College and Career Readiness Indicator by **20 percentage points.**

Focus Area: **We Are Caring For Every Child**

Actual (2025)	Light pink: 2024	Target (2030)
68.8%	**Absenteeism** % of students who are not chronically absent*	80%
60%	**Sense of Belonging** % students who feel a sense of belonging*	75%
89.6%	**Discipline: All Students** % of all students without suspensions (OSS) *	95%
83.5%	**Discipline: Students with Disabilities** % of Students with Disabilities students without suspensions (OSS)*	95%
86.4%	**Discipline: Black Students** % of Black students without suspensions (OSS)*	95%
56%	**Student-Staff Relationships** % of students feeling comfortable going to most or all of the adults in the school for help*	75%
0%	**Student Success Plans** % of students with individual success plans	90%
19%	**School Climate** % of schools with 4 or 5 star climate rating*	50%

* Includes Charter and Partner Schools

ATLANTA PUBLIC SCHOOLS



GO Team School Strategic Plan Development

One District. One Goal. Every Child.

ATLANTA PUBLIC SCHOOLS



What is our purpose? What do we do?

What is our picture of the future?

What results do we want to satisfy our stakeholder needs?

What are the main focus areas ("Pillars of Excellence") of our work?

What continuous improvement activities are needed to get results?

How will we evaluate performance to know if we are achieving the results we want?

What high-leverage strategies will lead to the desired results?

Who will do what by when?

We are educating and empowering Atlanta's students to shape the future.

1. Literacy
2. Numeracy
3. College & Career Readiness

We are Caring for Every Child *(example)*

Expand strategies that reduce chronic absenteeism *(example)*

% of students who are not chronically absent *(example)*

Implement Multi-Tiered Systems of Support (MTSS) *(example)*

Monthly, provide consistent communication with all families on the importance of attendance and supports available *(example)*



What is our purpose?
What do we do?

What is our picture of the future?

What results do we want to satisfy our stakeholder needs?

What are the main focus areas ("Pillars of Excellence") of our work?

What continuous improvement activities are needed to get results?

GO Team Focus (Governance)

School Strategic Planning Overview

Purpose: To cascade the district strategic plan to the school level, while grounding our focus in the school's Continuous Improvement Plan. This will **create alignment, reduce confusion, and simplify our efforts**.

Timeline: Your school's 2030 Strategic Goals and Objectives should be **updated, approved and ranked by January 2026**. Schools will focus on the strategies as part of FY27 Budget and Continuous Improvement Plan processes.

ATLANTA PUBLIC SCHOOLS

Three Key Resources to Review

1 2020-2025 School Strategic Plan

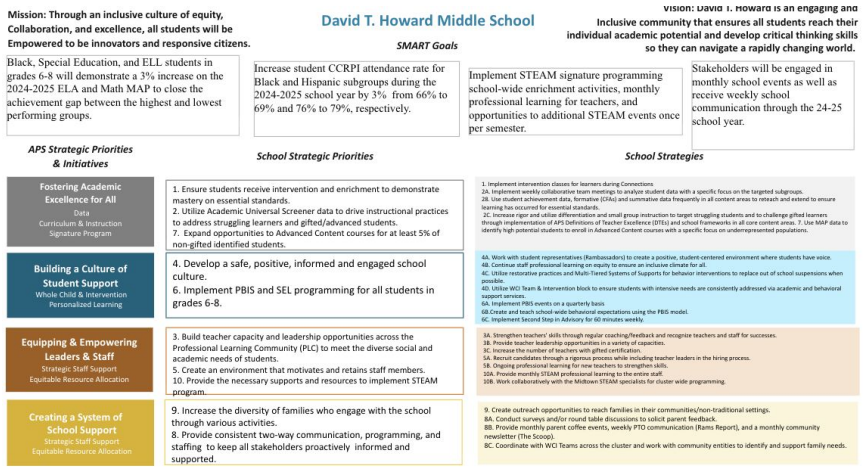

Mission: Through an inclusive culture of equity, Collaboration, and excellence, all students will be Empowered to be innovators and responsive citizens.

David T. Howard Middle School

Vision: David T. Howard is an engaging and Inclusive community that ensures all students reach their individual academic potential and develop critical thinking skills so they can navigate a rapidly changing world.

SMART Goals

Black, Special Education, and ELL students in grades 6-8 will demonstrate a 3% increase on the 2024-2025 ELA and Math MAP to close the achievement gap between the highest and lowest performing groups.

Increase student CCRPI attendance rate for Black and Hispanic subgroups during the 2024-2025 school year by 3% from 66% to 69% and 76% to 79%, respectively.

Implement STEAM signature programming school-wide enrichment activities, monthly professional learning for teachers, and opportunities to additional STEAM events once per semester.

Stakeholders will be engaged in monthly school events as well as receive weekly school communication through the 24-25 school year.

APS Strategic Priorities & Initiatives	*School Strategic Priorities*	*School Strategies*
Fostering Academic Excellence for All — Data, Curriculum & Instruction, Signature Program	1. Ensure students receive intervention and enrichment to demonstrate mastery on essential standards. 2. Utilize Academic Universal Screener data to drive instructional practices to address struggling learners and gifted/advanced students. 7. Expand opportunities to Advanced Content courses for at least 5% of non-gifted identified students.	1. Implement intervention classes for learners during Connections 2A. Implement weekly collaborative team meetings to analyze student data with a specific focus on the targeted subgroups. 2B. Use student achievement data, formative (CFAs) and summative data frequently in all content areas to reteach and extend to ensure learning has occurred for essential standards. 2C. Increase rigor and utilize differentiation and small group instruction to target struggling students and to challenge gifted learners through implementation of APS Definitions of Teacher Excellence (DTEs) and school frameworks in all core content areas. 7. Use MAP data to identify high potential students to enroll in Advanced Content courses with a specific focus on underrepresented populations.
Building a Culture of Student Support — Whole Child & Intervention, Personalized Learning	4. Develop a safe, positive, informed and engaged school culture. 6. Implement PBIS and SEL programming for all students in grades 6-8.	4A. Work with student representatives (Rambassadors) to create a positive, student-centered environment where students have voice. 4B. Continue staff professional learning on equity to ensure an inclusive climate for all. 4C. Utilize restorative practices and Multi-Tiered Systems of Supports for behavior interventions to replace out of school suspensions when possible. 4D. Utilize WCI Team & Intervention block to ensure students with intensive needs are consistently addressed via academic and behavioral support services. 6A. Implement PBIS events on a quarterly basis 6B.Create and teach school-wide behavioral expectations using the PBIS model. 6C. Implement Second Step in Advisory for 60 minutes weekly.
Equipping & Empowering Leaders & Staff — Strategic Staff Support, Equitable Resource Allocation	3. Build teacher capacity and leadership opportunities across the Professional Learning Community (PLC) to meet the diverse social and academic needs of students. 5. Create an environment that motivates and retains staff members. 10. Provide the necessary supports and resources to implement STEAM program.	3A. Strengthen teachers' skills through regular coaching/feedback and recognize teachers and staff for successes. 3B. Provide teacher leadership opportunities in a variety of capacities. 3C. Increase the number of teachers with gifted certification. 5A. Recruit candidates through a rigorous process while including teacher leaders in the hiring process. 5B. Ongoing professional learning for new teachers to strengthen skills. 10A. Provide monthly STEAM professional learning to the entire staff. 10B. Work collaboratively with the Midtown STEAM specialists for cluster wide programming.
Creating a System of School Support — Strategic Staff Support, Equitable Resource Allocation	9. Increase the diversity of families who engage with the school through various activities. 8. Provide consistent two-way communication, programming, and staffing to keep all stakeholders proactively informed and supported.	9. Create outreach opportunities to reach families in their communities/non-traditional settings. 8A. Conduct surveys and/or round table discussions to solicit parent feedback. 8B. Provide monthly parent coffee events, weekly PTO communication (Rams Report), and a monthly community newsletter (The Scoop). 8C. Coordinate with WCI Teams across the cluster and work with community entities to identify and support family needs.

2 2025-2026 Continuous Improvement Plan Goals

1. By Spring 2026, the percentage of proficient and above learners as assessed by the **GMAS EOG ELA** will **increase by 5%** (52 students) overall from 73% (2025) to 78%. *Sub Goal: Subgroups Black will increase by 5% from 36% (2025) to 41%, and SWD will increase by 5% from 24% (2025) to 29%.*

2. By Spring 2026, the percentage of proficient and above learners as assessed by the **GMAS EOG Math** will **increase by 5%** (52 students) overall from 68% (2025) to 73%. *Sub Goal: Subgroups Black will increase by 5% from 30% (2025) to 35%, and SWD will increase by 5% from 26% (2025) to 31%.*

3. By Spring 2026, the CCRPI attendance rate will remain at or above 90%, by ensuring **chronic absenteeism** as determined by GADOE does not exceed 10% days absent for the student's enrollment period greater than 30 days, with an emphasis following subgroups: *Blacks from 74%(2025) to 80%* and *Hispanic from 88%(2025) to 90%.*

3 School Data Sheet

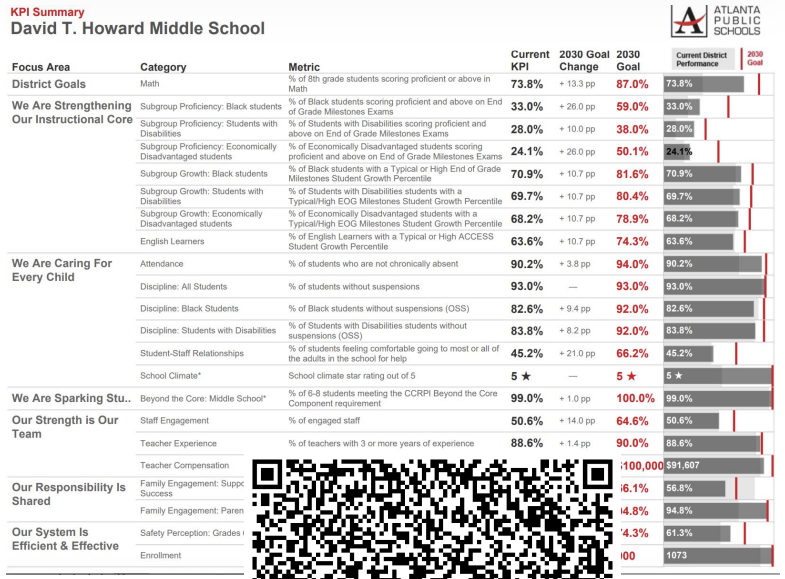

KPI Summary

David T. Howard Middle School

ATLANTA PUBLIC SCHOOLS

Focus Area	Category	Metric	Current KPI	2030 Goal Change	2030 Goal	Current District Performance / 2030 Goal
District Goals	Math	% of 8th grade students scoring proficient or above in Math	73.8%	+ 13.3 pp	87.0%	73.8%
We Are Strengthening Our Instructional Core	Subgroup Proficiency: Black students	% of Black students scoring proficient and above on End of Grade Milestones Exams	33.0%	+ 26.0 pp	59.0%	33.0%
	Subgroup Proficiency: Students with Disabilities	% of Students with Disabilities scoring proficient and above on End of Grade Milestones Exams	28.0%	+ 10.0 pp	38.0%	28.0%
	Subgroup Proficiency: Economically Disadvantaged students	% of Economically Disadvantaged students scoring proficient and above on End of Grade Milestones Exams	24.1%	+ 26.0 pp	50.1%	24.1%
	Subgroup Growth: Black students	% of Black students with a Typical or High End of Grade Milestones Student Growth Percentile	70.9%	+ 10.7 pp	81.6%	70.9%
	Subgroup Growth: Students with Disabilities	% of Students with Disabilities students with a Typical/High EOG Milestones Student Growth Percentile	69.7%	+ 10.7 pp	80.4%	69.7%
	Subgroup Growth: Economically Disadvantaged students	% of Economically Disadvantaged students with a Typical/High EOG Milestones Student Growth Percentile	68.2%	+ 10.7 pp	78.9%	68.2%
	English Learners	% of English Learners with a Typical or High ACCESS Student Growth Percentile	63.6%	+ 10.7 pp	74.3%	63.6%
We Are Caring For Every Child	Attendance	% of students who are not chronically absent	90.2%	+ 3.8 pp	94.0%	90.2%
	Discipline: All Students	% of students without suspensions	93.0%	—	93.0%	93.0%
	Discipline: Black Students	% of Black students without suspensions (OSS)	82.6%	+ 9.4 pp	92.0%	82.6%
	Discipline: Students with Disabilities	% of Students with Disabilities students without suspensions (OSS)	83.8%	+ 8.2 pp	92.0%	83.8%
	Student-Staff Relationships	% of students feeling comfortable going to most or all of the adults in the school for help	45.2%	+ 21.0 pp	66.2%	45.2%
	School Climate*	School climate star rating out of 5	5 ★	—	5 ★	5 ★
We Are Sparking Stu..	Beyond the Core: Middle School*	% of 6-8 students meeting the CCRPI Beyond the Core Component requirement	99.0%	+ 1.0 pp	100.0%	99.0%
Our Strength is Our Team	Staff Engagement	% of engaged staff	50.6%	+ 14.0 pp	64.6%	50.6%
	Teacher Experience	% of teachers with 3 or more years of experience	88.6%	+ 1.4 pp	90.0%	88.6%
	Teacher Compensation					$91,607
Our Responsibility Is Shared	Family Engagement: Suppo Success					56.8%
	Family Engagement: Paren					94.8%
Our System Is Efficient & Effective	Safety Perception: Grades					61.3%
	Enrollment					1073

Use the QR code to access all school data sheets

ATLANTA PUBLIC SCHOOLS

School Strategic Planning Process

1. **Review Data**

2. **Align Mission/Vision/Purpose**

3. **Confirm 2030 Goals**
   - Create CIP Goals to 2030
   - Identify Additional Goals

4. **Identify 2025-2030 Strategic Objectives**
   - Reflect on 2020-2025 Strategic Plan
   - Review and Discuss Going Forward

5. **Confirm & Prioritize Your Strategic Plan**

Sample GO Team Business Meeting Cadence

Business Meeting 1:
- Review Data *(MAP, GMAS, Graduation Rate, CCRPI, etc.)*

Business Meeting 2:
- Review Data (School KPIs)
- Align Mission/Vision/ Purpose
- Confirm 2030 Goals

Business Meeting 3:
- Identify 2025-2030 Strategic Objectives

Business Meeting 4 (Budget Allocation):
- Confirm & Prioritize Your Strategic Plan

ATLANTA PUBLIC SCHOOLS

Today's Focus: School Strategic Planning Process: Steps 1, 2, and 3

1. **Review Data**
2. **Align Mission/Vision/Purpose**
3. **Confirm 2030 Goals**
   - Create CIP Goals to 2030
   - Identify Additional Goals
4. **Identify 2025-2030 Strategic Objectives**
   - Reflect on 2020-2025 Strategic Plan
   - Review and Discuss Going Forward
5. **Confirm & Prioritize Your Strategic Plan**

Sample GO Team Business Meeting Cadence

Business Meeting 1:
- Review Data *(MAP, GMAS, Graduation Rate, CCRPI, etc.)*

Business Meeting 2:
- Review Data (School KPIs)
- Align Mission/Vision/ Purpose
- Confirm 2030 Goals

Business Meeting 3:
- Identify 2025-2030 Strategic Objectives

Business Meeting 4 (Budget Allocation):
- Confirm & Prioritize Your Strategic Plan

ATLANTA PUBLIC SCHOOLS

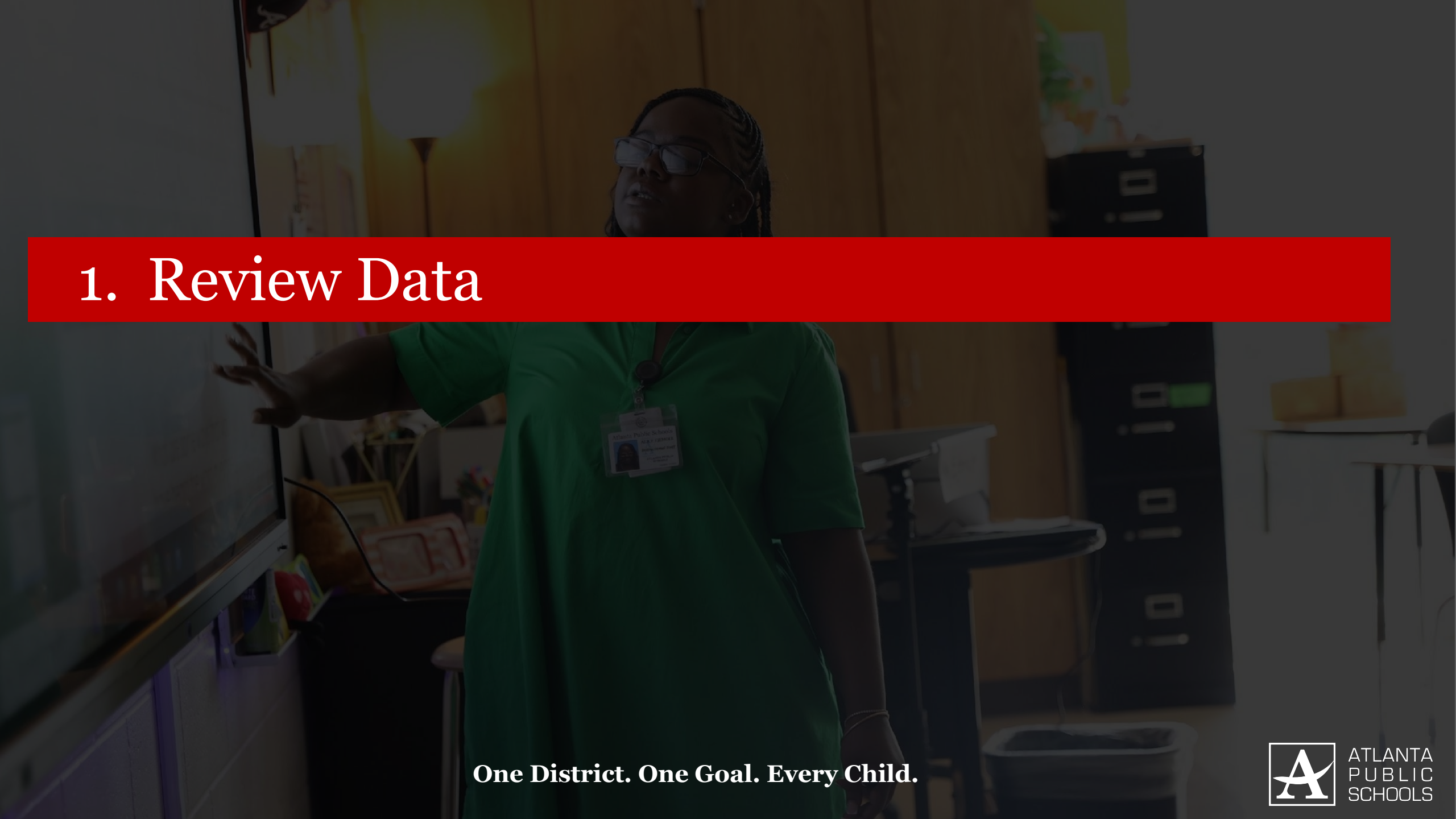

1. Review Data

ATLANTA PUBLIC SCHOOLS

Guiding Questions for the GO Team to Discuss:

- What do you notice?
- What are your wonderings?
- Are you on track?
- Are there specific sub-group performance gaps?
- Outside of the "Instructional Core," what could be a focus area?

KPI Summary

David T. Howard Middle School

ATLANTA PUBLIC SCHOOLS

Focus Area	Category	Metric	Current KPI	2030 Goal Change	2030 Goal	Current District Performance / 2030 Goal
District Goals	Math	% of 8th grade students scoring proficient or above in Math	73.8%	+ 13.3 pp	87.0%	73.8%
We Are Strengthening Our Instructional Core	Subgroup Proficiency: Black students	% of Black students scoring proficient and above on End of Grade Milestones Exams	33.0%	+ 26.0 pp	59.0%	33.0%
	Subgroup Proficiency: Students with Disabilities	% of Students with Disabilities scoring proficient and above on End of Grade Milestones Exams	28.0%	+ 10.0 pp	38.0%	28.0%
	Subgroup Proficiency: Economically Disadvantaged students	% of Economically Disadvantaged students scoring proficient and above on End of Grade Milestones Exams	24.1%	+ 26.0 pp	50.1%	24.1%
	Subgroup Growth: Black students	% of Black students with a Typical or High End of Grade Milestones Student Growth Percentile	70.9%	+ 10.7 pp	81.6%	70.9%
	Subgroup Growth: Students with Disabilities	% of Students with Disabilities students with a Typical/High EOG Milestones Student Growth Percentile	69.7%	+ 10.7 pp	80.4%	69.7%
	Subgroup Growth: Economically Disadvantaged students	% of Economically Disadvantaged students with a Typical/High EOG Milestones Student Growth Percentile	68.2%	+ 10.7 pp	78.9%	68.2%
	English Learners	% of English Learners with a Typical or High ACCESS Student Growth Percentile	63.6%	+ 10.7 pp	74.3%	63.6%
We Are Caring For Every Child	Attendance	% of students who are not chronically absent	90.2%	+ 3.8 pp	94.0%	90.2%
	Discipline: All Students	% of students without suspensions	93.0%	—	93.0%	93.0%
	Discipline: Black Students	% of Black students without suspensions (OSS)	82.6%	+ 9.4 pp	92.0%	82.6%
	Discipline: Students with Disabilities	% of Students with Disabilities students without suspensions (OSS)	83.8%	+ 8.2 pp	92.0%	83.8%
	Student-Staff Relationships	% of students feeling comfortable going to most or all of the adults in the school for help	45.2%	+ 21.0 pp	66.2%	45.2%
	School Climate*	School climate star rating out of 5	5 ★	—	5 ★	5 ★
We Are Sparking Stu..	Beyond the Core: Middle School*	% of 6-8 students meeting the CCRPI Beyond the Core Component requirement	99.0%	+ 1.0 pp	100.0%	99.0%
Our Strength is Our Team	Staff Engagement	% of engaged staff	50.6%	+ 14.0 pp	64.6%	50.6%
	Teacher Experience	% of teachers with 3 or more years of experience	88.6%	+ 1.4 pp	90.0%	88.6%
	Teacher Compensation	Average teacher salary	$91,607	+ $8,393	$100,000	$91,607
Our Responsibility Is Shared	Family Engagement: Support Student Success	% of favorable responses to "Supporting Student Success" (Family Engagement Survey)	56.8%	+ 9.3 pp	66.1%	56.8%
	Family Engagement: Parent Portal	% of Infinite Campus Parent Portal accounts	94.8%	—	94.8%	94.8%
Our System Is Efficient & Effective	Safety Perception: Grades 6-12	% of students choosing very safe or extremely safe to location questions (MS/HS)	61.3%	+ 13.0 pp	74.3%	61.3%
	Enrollment	School meeting K-12 Enrollment Minimums	1073	—	900	1073

ATLANTA PUBLIC SCHOOLS

English Language Arts - EOG Data 2023-2025

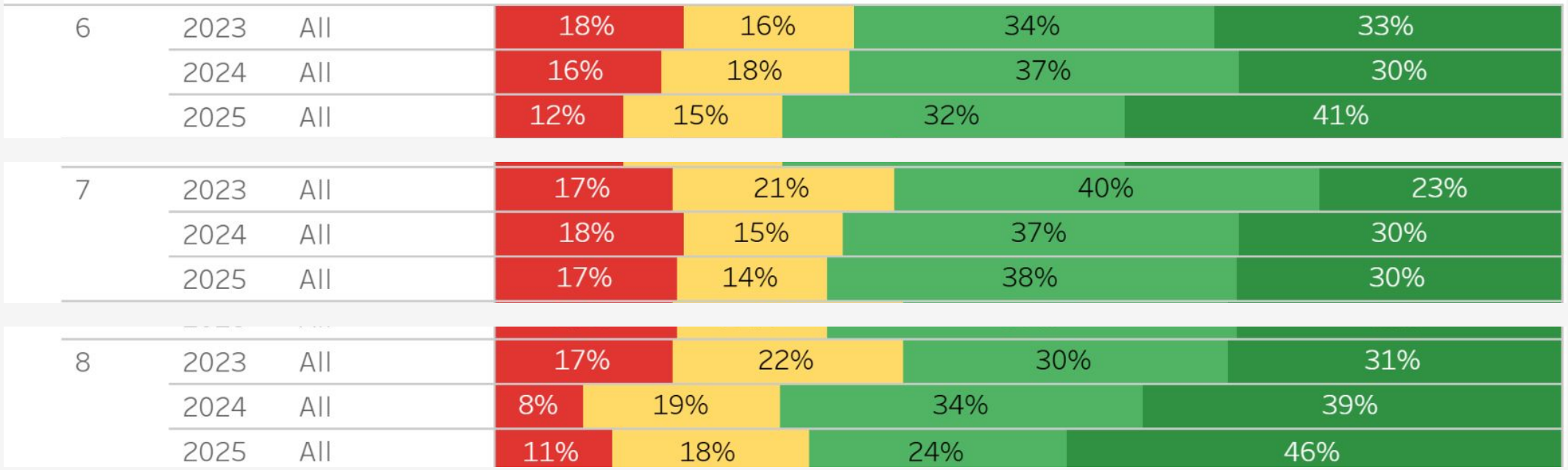

ELA	# Tested
Grade 6 Percent	371
Wt. Score	
Grade 7 Percent	348
Wt. Score	
Grade 8 Percent	339

ATLANTA PUBLIC SCHOOLS

One District. One Goal. Every Child.

Math - EOG Data 2023-2025

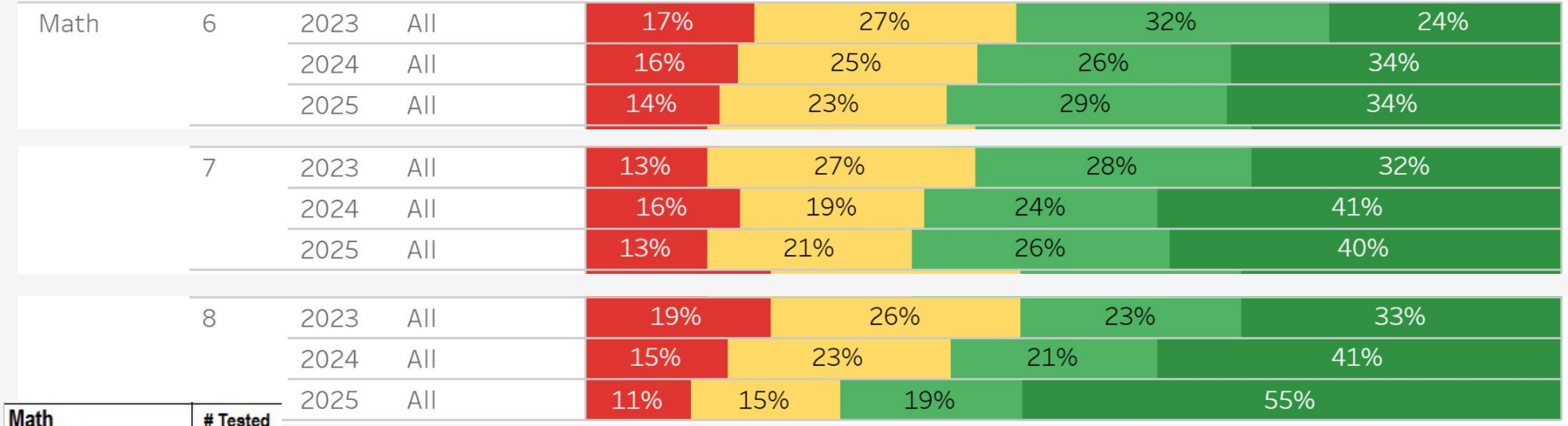

Math	# Tested
Grade 6 Percent	371
Wt. Score	
Grade 7 Percent	348
Wt. Score	
Grade 8 Percent	339

Algebra - EOC Data 2023-2025

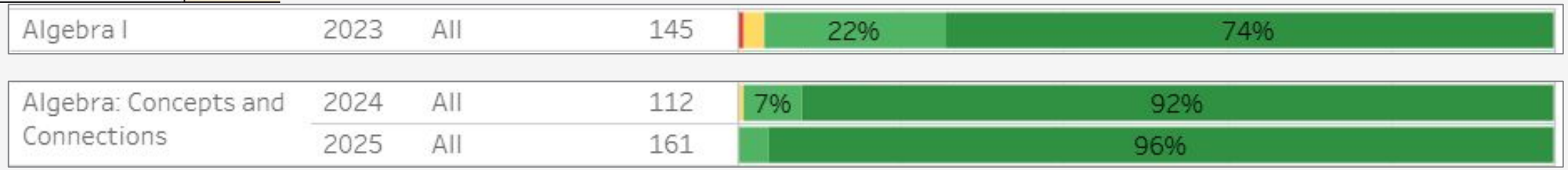

ATLANTA PUBLIC SCHOOLS

One District. One Goal. Every Child.

Social Studies (8th) - EOG Data 2023-2025



Physical Science - EOC Data 2023-2025



Science (8th) - EOC Data 2023-2025



Social Studies	
2023	339
2024	335
2025	339

ATLANTA PUBLIC SCHOOLS
One District. One Goal. Every Child.

MS Science	# Tested
Grade 8 Percent	162
Wt. Score	

	# Tested
HS Science	177



2. Align Mission/Vision/Purpose

WHO WE ARE...

We are *Atlanta's* Public School System

WHY WE EXIST...

To educate and empower Atlanta's students to shape the future

Note:

- Your GO Team should determine if they would like to update the school mission, vision, or purpose statements. Use this slide and a combination of the next 2 slides to display your school's current mission and vision. Then discuss with your team.
- Potential Activity: Share the current school mission/vision. Ask GO Team members to hold up fingers to indicate their level of satisfaction with the current mission and vision.

ATLANTA PUBLIC SCHOOLS

Mission: Through an inclusive culture of equity, Collaboration, and excellence, all students will be Empowered to be innovators and responsive citizens.

David T. Howard Middle School

Vision: David T. Howard is an engaging and Inclusive community that ensures all students reach their individual academic potential and develop critical thinking skills so they can navigate a rapidly changing world.

SMART Goals

Black, Special Education, and ELL students in grades 6-8 will demonstrate a 3% increase on the 2024-2025 ELA and Math MAP to close the achievement gap between the highest and lowest performing groups.

Increase student CCRPI attendance rate for Black and Hispanic subgroups during the 2024-2025 school year by 3% from 66% to 69% and 76% to 79%, respectively.

Implement STEAM signature programming school-wide enrichment activities, monthly professional learning for teachers, and opportunities to additional STEAM events once per semester.

Stakeholders will be engaged in monthly school events as well as receive weekly school communication through the 24-25 school year.

APS Strategic Priorities & Initiatives	*School Strategic Priorities*	*School Strategies*
Fostering Academic Excellence for All Data Curriculum & Instruction Signature Program	1. Ensure students receive intervention and enrichment to demonstrate mastery on essential standards. 2. Utilize Academic Universal Screener data to drive instructional practices to address struggling learners and gifted/advanced students. 7. Expand opportunities to Advanced Content courses for at least 5% of non-gifted identified students.	1. Implement intervention classes for learners during Connections 2A. Implement weekly collaborative team meetings to analyze student data with a specific focus on the targeted subgroups. 28. Use student achievement data, formative (CFAs) and summative data frequently in all content areas to reteach and extend to ensure learning has occurred for essential standards. 2C. Increase rigor and utilize differentiation and small group instruction to target struggling students and to challenge gifted learners through implementation of APS Definitions of Teacher Excellence (DTEs) and school frameworks in all core content areas. 7. Use MAP data to identify high potential students to enroll in Advanced Content courses with a specific focus on underrepresented populations.
Building a Culture of Student Support Whole Child & Intervention Personalized Learning	4. Develop a safe, positive, informed and engaged school culture. 6. Implement PBIS and SEL programming for all students in grades 6-8.	4A. Work with student representatives (Rambassadors) to create a positive, student-centered environment where students have voice. 4B. Continue staff professional learning on equity to ensure an inclusive climate for all. 4C. Utilize restorative practices and Multi-Tiered Systems of Supports for behavior interventions to replace out of school suspensions when possible. 4D. Utilize WCI Team & Intervention block to ensure students with intensive needs are consistently addressed via academic and behavioral support services. 6A. Implement PBIS events on a quarterly basis 6B.Create and teach school-wide behavioral expectations using the PBIS model. 6C. Implement Second Step in Advisory for 60 minutes weekly.
Equipping & Empowering Leaders & Staff Strategic Staff Support Equitable Resource Allocation	3. Build teacher capacity and leadership opportunities across the Professional Learning Community (PLC) to meet the diverse social and academic needs of students. 5. Create an environment that motivates and retains staff members. 10. Provide the necessary supports and resources to implement STEAM program.	3A. Strengthen teachers' skills through regular coaching/feedback and recognize teachers and staff for successes. 3B. Provide teacher leadership opportunities in a variety of capacities. 3C. Increase the number of teachers with gifted certification. 5A. Recruit candidates through a rigorous process while including teacher leaders in the hiring process. 5B. Ongoing professional learning for new teachers to strengthen skills. 10A. Provide monthly STEAM professional learning to the entire staff. 10B. Work collaboratively with the Midtown STEAM specialists for cluster wide programming.
Creating a System of School Support Strategic Staff Support Equitable Resource Allocation	9. Increase the diversity of families who engage with the school through various activities. 8. Provide consistent two-way communication, programming, and staffing to keep all stakeholders proactively informed and supported.	9. Create outreach opportunities to reach families in their communities/non-traditional settings. 8A. Conduct surveys and/or round table discussions to solicit parent feedback. 8B. Provide monthly parent coffee events, weekly PTO communication (Rams Report), and a monthly community newsletter (The Scoop). 8C. Coordinate with WCI Teams across the cluster and work with community entities to identify and support family needs.

DT Howard MS
Strategic Plan Priority Ranking

Higher

Lower

1. Ensure students receive intervention and enrichment to demonstrate mastery on essential standards. **(Fostering Academic Excellence for All)**
2. Utilize Academic Universal Screener data to drive instructional practices to address struggling learners and gifted/advanced students. **(Fostering Academic Excellence for All)**
3. Build teacher capacity and leadership opportunities across the Professional Learning Community (PLC) to meet the diverse social and academic needs of students. **(Equipping and Empowering Leaders and Staff)**
4. Develop a safe, positive, informed and engaged school culture. **(Building a Culture of Student Support)**
5. Create an environment that motivates and retains staff members. **(Equipping and Empowering Leaders and Staff)**
6. Implement PBIS and SEL programming for all students in grades 6-8. **(Building a Culture of Student Support)**
7. Expand opportunities to Advanced Content courses for at least 5% of non-gifted identified students. **(Fostering Academic Excellence for All)**
8. Provide consistent two-way communication, programming, and staffing to keep all stakeholders proactively informed and supported. **(Creating a System of School Support)**
9. Increase the diversity of families who engage with the school through various activities. **(Creating a System of School Support)**
10. Provide the necessary supports and resources to implement STEAM program. **(Equipping and Empowering Leaders and Staff)**

ATLANTA PUBLIC SCHOOLS

Mission and Vision Alignment:

WHO WE ARE...

We are *Atlanta's* Public School System

WHY WE EXIST...

To educate and empower Atlanta's students to shape the future

Guiding Question: Does our current school mission and vision align with these statements?

Mission: Through an inclusive culture of equity, Collaboration, and excellence, all students will be empowered to be innovators and responsive citizens.

David T. Howard Middle School

Vision: David T. Howard is an engaging and Inclusive community that ensures all students reach their individual academic potential and develop critical thinking skills so they can navigate a rapidly changing world.

ATLANTA PUBLIC SCHOOLS

Updates to School Mission and Vision:

Mission: All students will be empowered to be innovators, critical thinking, and responsive citizens.

Vision: Through a culture of growth, all students reach their academic potential and develop critical thinking skills to navigate a rapidly changing world.



ATLANTA PUBLIC SCHOOLS



3. Confirm 2030 Goals

- Extend your Continuous Improvement Plan Goals to 2030
- Identify if there are any additional goals for the strategic plan beyond those identified. If so, capture them (no more than 1-2 additional goals)

One District. One Goal. Every Child.

ATLANTA PUBLIC SCHOOLS

Continuous Improvement Goals

1 By Spring 2026, the percentage of proficient and above learners as assessed by the **GMAS EOG ELA** will **increase by 5%** (52 students) overall from 73% (2025) to 78%. *Sub Goal: Subgroups Black will increase by 5% from 36% (2025) to 41%, and SWD will increase by 5% from 24% (2025) to 29%.*

2 By Spring 2026, the percentage of proficient and above learners as assessed by the **GMAS EOG Math** will **increase by 5%** (52 students) overall from 68% (2025) to 73%. *Sub Goal: Subgroups Black will increase by 5% from 30% (2025) to 35%, and SWD will increase by 5% from 26% (2025) to 31%.*

3 By Spring 2026, the CCRPI attendance rate will remain at or above 90%, by ensuring **chronic absenteeism** as determined by GADOE does not exceed 10% days absent for the student's enrollment period greater than 30 days, with an emphasis following subgroups: *Blacks from 74%(2025) to 80%* and *Hispanic from 88%(2025) to 90%.*

2030 Strategic Plan Goals (Example)

1 **By 2030**, the percentage of proficient and above learners as assessed by the GMAS EOG ELA will increase by TBD (# students) overall from TBD (2025) to TBD Sub Goal: Subgroups Black will increase by TBD from TBD 2025) to TBD and SWD will increase by TBD from TBD 2025) to TBD

2 **By 2030**, the percentage of proficient and above learners as assessed by the GMAS EOG Math will increase by TBD overall from TBD (2025) to TBD . Sub Goal: Subgroups Black will increase by TBD from 30%(2025) to TBD , and SWD will increase by TBD from 26%(2025) to TBD .

3 **By 2030**, the CCRPI attendance rate will remain at or above 90%, by ensuring chronic absenteeism as determined by GADOE does not exceed 10% days absent for the student's enrollment period greater than 30 days, with an emphasis on the following subgroups: Blacks from 74%(2025) to TBD and Hispanic from 88%(2025) toTBD .

4 **Additional Goals**

ATLANTA PUBLIC SCHOOLS

David T. Howard Middle School

Mission: Through an inclusive culture of equity, Collaboration, and excellence, all students will be Empowered to be innovators and responsive citizens.

Vision: David T. Howard is an engaging and Inclusive community that ensures all students reach their individual academic potential and develop critical thinking skills so they can navigate a rapidly changing world.

SMART Goals

Black, Special Education, and ELL students in grades 6-8 will demonstrate a 3% increase on the 2024-2025 ELA and Math MAP to close the achievement gap between the highest and lowest performing groups.	Increase student CCRPI attendance rate for Black and Hispanic subgroups during the 2024-2025 school year by 3% from 66% to 69% and 76% to 79%, respectively.	Implement STEAM signature programming school-wide enrichment activities, monthly professional learning for teachers, and opportunities to additional STEAM events once per semester.	Stakeholders will be engaged in monthly school events as well as receive weekly school communication through the 24-25 school year.

APS Strategic Priorities & Initiatives	*School Strategic Priorities*	*School Strategies*
Fostering Academic Excellence for All Data Curriculum & Instruction Signature Program	1. Ensure students receive intervention and enrichment to demonstrate mastery on essential standards. 2. Utilize Academic Universal Screener data to drive instructional practices to address struggling learners and gifted/advanced students. 7. Expand opportunities to Advanced Content courses for at least 5% of non-gifted identified students.	1. Implement intervention classes for learners during Connections 2A. Implement weekly collaborative team meetings to analyze student data with a specific focus on the targeted subgroups. 28. Use student achievement data, formative (CFAs) and summative data frequently in all content areas to reteach and extend to ensure learning has occurred for essential standards. 2C. Increase rigor and utilize differentiation and small group instruction to target struggling students and to challenge gifted learners through implementation of APS Definitions of Teacher Excellence (DTEs) and school frameworks in all core content areas. 7. Use MAP data to identify high potential students to enroll in Advanced Content courses with a specific focus on underrepresented populations.
Building a Culture of Student Support Whole Child & Intervention Personalized Learning	4. Develop a safe, positive, informed and engaged school culture. 6. Implement PBIS and SEL programming for all students in grades 6-8.	4A. Work with student representatives (Rambassadors) to create a positive, student-centered environment where students have voice. 4B. Continue staff professional learning on equity to ensure an inclusive climate for all. 4C. Utilize restorative practices and Multi-Tiered Systems of Supports for behavior interventions to replace out of school suspensions when possible. 4D. Utilize WCI Team & Intervention block to ensure students with intensive needs are consistently addressed via academic and behavioral support services. 6A. Implement PBIS events on a quarterly basis 6B.Create and teach school-wide behavioral expectations using the PBIS model. 6C. Implement Second Step in Advisory for 60 minutes weekly.
Equipping & Empowering Leaders & Staff Strategic Staff Support Equitable Resource Allocation	3. Build teacher capacity and leadership opportunities across the Professional Learning Community (PLC) to meet the diverse social and academic needs of students. 5. Create an environment that motivates and retains staff members. 10. Provide the necessary supports and resources to implement STEAM program.	3A. Strengthen teachers' skills through regular coaching/feedback and recognize teachers and staff for successes. 3B. Provide teacher leadership opportunities in a variety of capacities. 3C. Increase the number of teachers with gifted certification. 5A. Recruit candidates through a rigorous process while including teacher leaders in the hiring process. 5B. Ongoing professional learning for new teachers to strengthen skills. 10A. Provide monthly STEAM professional learning to the entire staff. 10B. Work collaboratively with the Midtown STEAM specialists for cluster wide programming.
Creating a System of School Support Strategic Staff Support Equitable Resource Allocation	9. Increase the diversity of families who engage with the school through various activities. 8. Provide consistent two-way communication, programming, and staffing to keep all stakeholders proactively informed and supported.	9. Create outreach opportunities to reach families in their communities/non-traditional settings. 8A. Conduct surveys and/or round table discussions to solicit parent feedback. 8B. Provide monthly parent coffee events, weekly PTO communication (Rams Report), and a monthly community newsletter (The Scoop). 8C. Coordinate with WCI Teams across the cluster and work with community entities to identify and support family needs.

PUBLIC SCHOOLS

Guiding Question: After reviewing our current Strategic Plan and school KPIs, are there any additional goals we would like to include with our 2030 CIP Goals for the 2025-2030 Strategic Plan? *(No more than 1-2 additional goals)*

1.Enter any additional strategic plan goals the team identifies here.

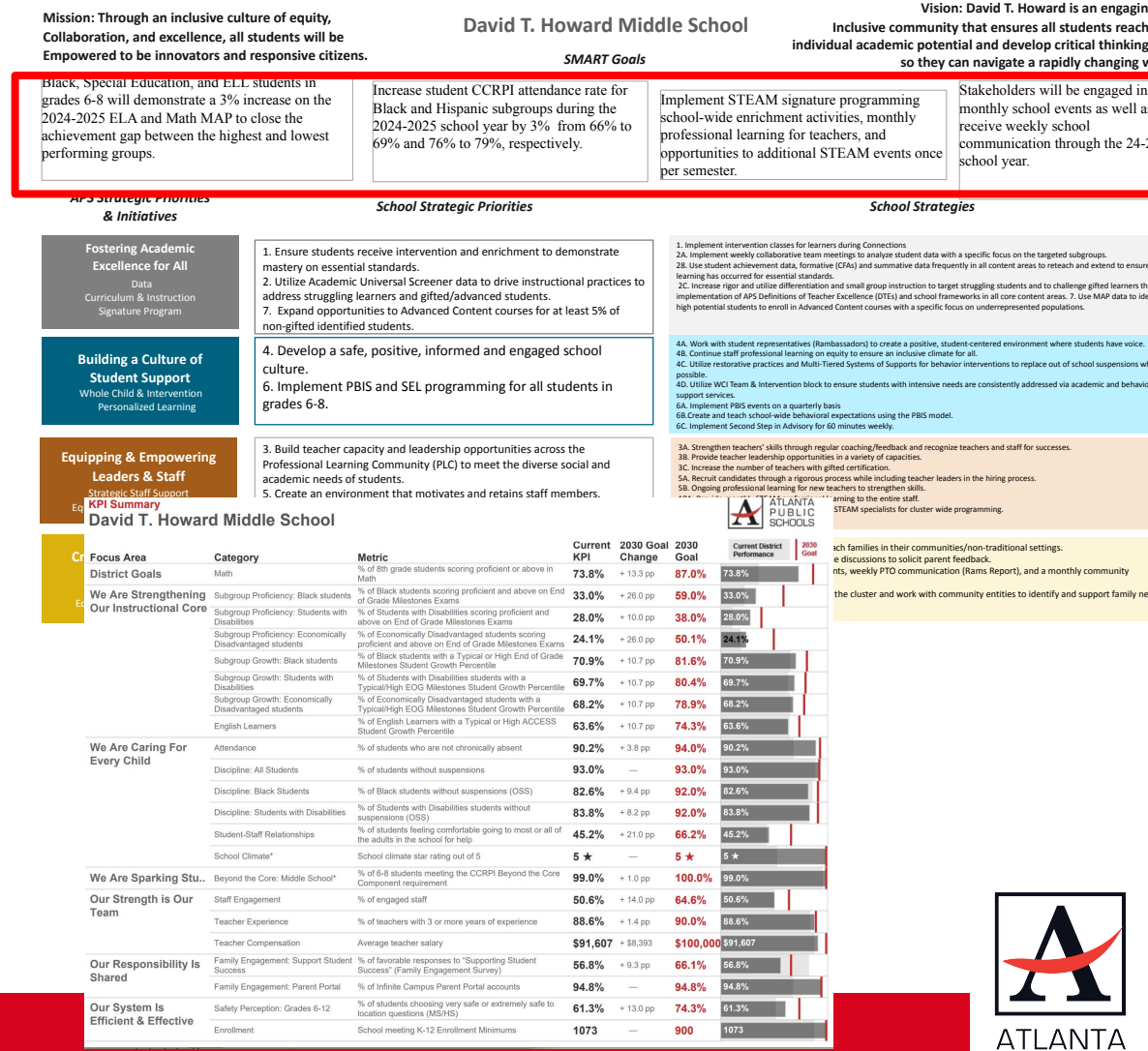

Mission: Through an inclusive culture of equity, Collaboration, and excellence, all students will be Empowered to be innovators and responsive citizens.

David T. Howard Middle School

SMART Goals

Vision: David T. Howard is an engagin Inclusive community that ensures all students reach individual academic potential and develop critical thinking so they can navigate a rapidly changing v

Black, Special Education, and ELL students in grades 6-8 will demonstrate a 3% increase on the 2024-2025 ELA and Math MAP to close the achievement gap between the highest and lowest performing groups.	Increase student CCRPI attendance rate for Black and Hispanic subgroups during the 2024-2025 school year by 3% from 66% to 69% and 76% to 79%, respectively.	Implement STEAM signature programming school-wide enrichment activities, monthly professional learning for teachers, and opportunities to additional STEAM events once per semester.	Stakeholders will be engaged in monthly school events as well a receive weekly school communication through the 24-2 school year.

APS Strategic Priorities & Initiatives	*School Strategic Priorities*	*School Strategies*
Fostering Academic Excellence for All Data Curriculum & Instruction Signature Program	1. Ensure students receive intervention and enrichment to demonstrate mastery on essential standards. 2. Utilize Academic Universal Screener data to drive instructional practices to address struggling learners and gifted/advanced students. 7. Expand opportunities to Advanced Content courses for at least 5% of non-gifted identified students.	1. Implement intervention classes for learners during Connections 2A. Implement weekly collaborative team meetings to analyze student data with a specific focus on the targeted subgroups. 2B. Use student achievement data, formative (CFAs) and summative data frequently in all content areas to reteach and extend to ensure learning has occurred for essential standards. 2C. Increase rigor and utilize differentiation and small group instruction to target struggling students and to challenge gifted learners th implementation of APS Definitions of Teacher Excellence (DTEs) and school frameworks in all core content areas. 7. Use MAP data to ide high potential students to enroll in Advanced Content courses with a specific focus on underrepresented populations.
Building a Culture of Student Support Whole Child & Intervention Personalized Learning	4. Develop a safe, positive, informed and engaged school culture. 6. Implement PBIS and SEL programming for all students in grades 6-8.	4A. Work with student representatives (Rambassadors) to create a positive, student-centered environment where students have voice. 4B. Continue staff professional learning on equity to ensure an inclusive climate for all. 4C. Utilize restorative practices and Multi-Tiered Systems of Supports for behavior interventions to replace out of school suspensions wi possible. 4D. Utilize WCI Team & Intervention block to ensure students with intensive needs are consistently addressed via academic and behavio support services. 6A. Implement PBIS events on a quarterly basis 6B.Create and teach school-wide behavioral expectations using the PBIS model. 6C. Implement Second Step in Advisory for 60 minutes weekly.
Equipping & Empowering Leaders & Staff Strategic Staff Support	3. Build teacher capacity and leadership opportunities across the Professional Learning Community (PLC) to meet the diverse social and academic needs of students. 5. Create an environment that motivates and retains staff members.	3A. Strengthen teachers' skills through regular coaching/feedback and recognize teachers and staff for successes. 3B. Provide teacher leadership opportunities in a variety of capacities. 3C. Increase the number of teachers with gifted certification. 5A. Recruit candidates through a rigorous process while including teacher leaders in the hiring process. 5B. Ongoing professional learning for new teachers to strengthen skills. arning to the entire staff. STEAM specialists for cluster wide programming.

KPI Summary

David T. Howard Middle School

ATLANTA PUBLIC SCHOOLS

Focus Area	Category	Metric	Current KPI	2030 Goal Change	2030 Goal	Current District Performance / 2030 Goal
District Goals	Math	% of 8th grade students scoring proficient or above in Math	73.8%	+ 13.3 pp	87.0%	73.8%
We Are Strengthening Our Instructional Core	Subgroup Proficiency: Black students	% of Black students scoring proficient and above on End of Grade Milestones Exams	33.0%	+ 26.0 pp	59.0%	33.0%
	Subgroup Proficiency: Students with Disabilities	% of Students with Disabilities scoring proficient and above on End of Grade Milestones Exams	28.0%	+ 10.0 pp	38.0%	28.0%
	Subgroup Proficiency: Economically Disadvantaged students	% of Economically Disadvantaged students scoring proficient and above on End of Grade Milestones Exams	24.1%	+ 26.0 pp	50.1%	24.1%
	Subgroup Growth: Black students	% of Black students with a Typical or High End of Grade Milestones Student Growth Percentile	70.9%	+ 10.7 pp	81.6%	70.9%
	Subgroup Growth: Students with Disabilities	% of Students with Disabilities students with a Typical/High EOG Milestones Student Growth Percentile	69.7%	+ 10.7 pp	80.4%	69.7%
	Subgroup Growth: Economically Disadvantaged students	% of Economically Disadvantaged students with a Typical/High EOG Milestones Student Growth Percentile	68.2%	+ 10.7 pp	78.9%	68.2%
	English Learners	% of English Learners with a Typical or High ACCESS Student Growth Percentile	63.6%	+ 10.7 pp	74.3%	63.6%
We Are Caring For Every Child	Attendance	% of students who are not chronically absent	90.2%	+ 3.8 pp	94.0%	90.2%
	Discipline: All Students	% of students without suspensions	93.0%	—	93.0%	93.0%
	Discipline: Black Students	% of Black students without suspensions (OSS)	82.6%	+ 9.4 pp	92.0%	82.6%
	Discipline: Students with Disabilities	% of Students with Disabilities students without suspensions (OSS)	83.8%	+ 8.2 pp	92.0%	83.8%
	Student-Staff Relationships	% of students feeling comfortable going to most or all of the adults in the school for help	45.2%	+ 21.0 pp	66.2%	45.2%
	School Climate*	School climate star rating out of 5	5 ★	—	5 ★	5 ★
We Are Sparking Stu..	Beyond the Core: Middle School*	% of 6-8 students meeting the CCRPI Beyond the Core Component requirement	99.0%	+ 1.0 pp	100.0%	99.0%
Our Strength is Our Team	Staff Engagement	% of engaged staff	50.6%	+ 14.0 pp	64.6%	50.6%
	Teacher Experience	% of teachers with 3 or more years of experience	88.6%	+ 1.4 pp	90.0%	88.6%
	Teacher Compensation	Average teacher salary	$91,607	+ $8,393	$100,000	$91,607
Our Responsibility Is Shared	Family Engagement: Support Student Success	% of favorable responses to "Supporting Student Success" (Family Engagement Survey)	56.8%	+ 9.3 pp	66.1%	56.8%
	Family Engagement: Parent Portal	% of Infinite Campus Parent Portal accounts	94.8%	—	94.8%	94.8%
Our System Is Efficient & Effective	Safety Perception: Grades 6-12	% of students choosing very safe or extremely safe to location questions (MS/HS)	61.3%	+ 13.0 pp	74.3%	61.3%
	Enrollment	School meeting K-12 Enrollment Minimums	1073	—	900	1073

ATLANTA PUBLIC SCHOOLS

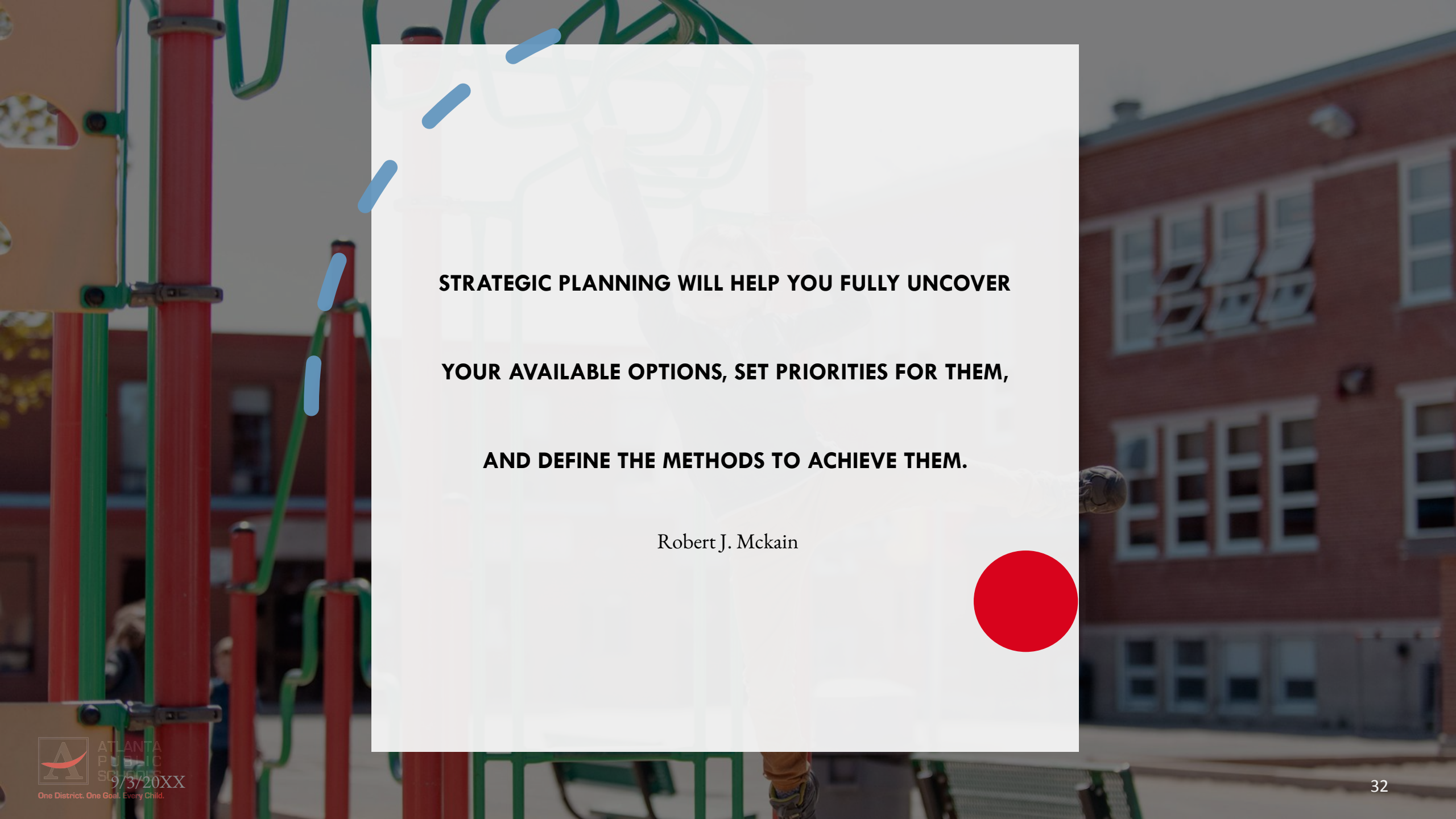

STRATEGIC PLANNING WILL HELP YOU FULLY UNCOVER

YOUR AVAILABLE OPTIONS, SET PRIORITIES FOR THEM,

AND DEFINE THE METHODS TO ACHIEVE THEM.

Robert J. Mckain

QUESTIONS ?

ATLANTA PUBLIC SCHOOLS
One District. One Goal. Every Child.

PRINCIPAL'S REPORT

ATLANTA PUBLIC SCHOOLS

One District. One Goal. Every Child.

Howard

SCHOOL DATA PROFILE (K-8)

Data Last Updated: 10/2/2025 10:03:03 PM

APS GRAPHS

Enrollment

Total Current Enrollment
1,192

- White: 49.2% (586)
- Black or African American: 29.3% (349)
- Hispanic/Latino: 8.8% (105)
- Two or more races: 8.4% (100)
- Asian: 4.0% (48)
- American Indian or Alaska Native: 0.2% (2)
- Native Hawaiian or Other Pacific Islander: 0.2% (2)

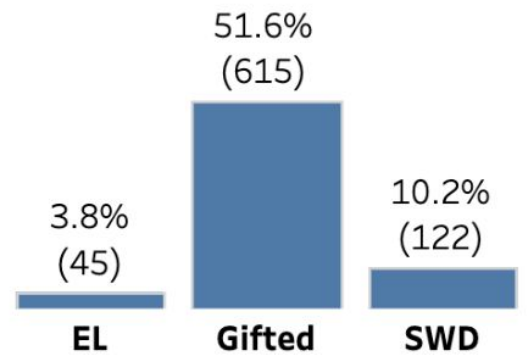

Attendance

SY2024-2025	SY2025-2026
Take Rate 99.0%	Take Rate 98.4%

SY2024-2025	SY2025-2026
ADA Attendance 95.3%	ADA Attendance 96.3%
CCRPI Attendance 90.1%	CCRPI Attendance 91.8%

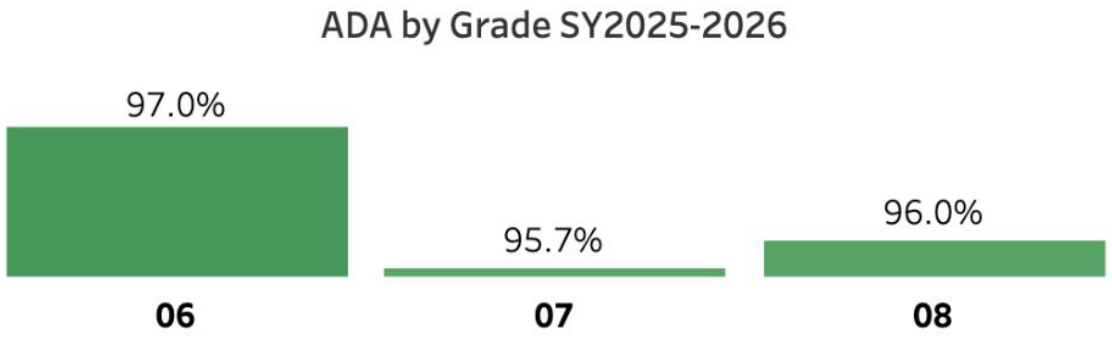

Behavior Data

Behavior

Top 5 Events	Count
14F.2 Prohibited Use Of Cell Phone	87
7C.2 Student Incivility/Insubordination	13
9G.2 Fighting	11
7I.2 Class/School Disruption	7
9C.2 Battery	6

Incidents by Gender	F = 52	M = 131

Incidents by Student

Incidents	SY2024-2025	SY2025-2026
0 Incidents	952 (83.7%)	1,068 (88.4%)
1 Incident	112 (9.8%)	94 (7.8%)
2 to 3 Incidents	48 (4.2%)	38 (3.1%)
4+ Incidents	26 (2.3%)	8 (0.7%)

Incidents by Grade SY2025-2026

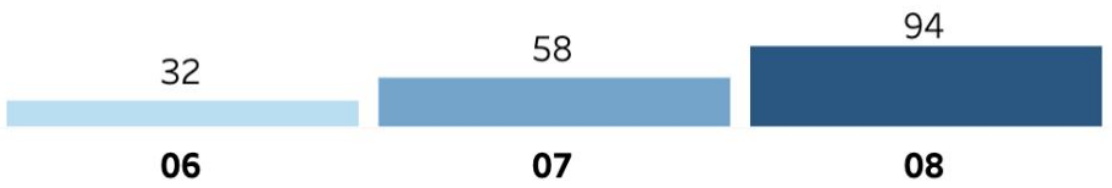

ATLANTA PUBLIC SCHOOLS
One District. One Goal. Every Child.

Principal Updates

School Staffing & Instruction

- New hires: teachers, paraprofessionals, maintenance staff, and a new SELT. Onboarding finishes this week, after which introductions will be made.
- In the interim, MTLs and coaches are delivering mini-lessons.

Student Opportunities

- STEAM field trips: **2 per grade level + 1 in-class trip**.
- Fees collected: **$25 (6th), $15 (7th), $10 (8th)**.
- Sixth graders have begun trips.

Curriculum & Assessment

- Issues with **Mastery Connect** platform; ongoing district communication.
- Exploring better-fit alternatives during fall break.

Student Behavior & Supports

- Slight rise in referrals, mostly horseplay among male students.
- Considering Fire Department mentoring partnership (meetings next week).

Culture & Engagement

- **Hispanic Heritage Spirit Week** started today, with two assemblies occurring this week.

GMAS Math 7th grade (2025)

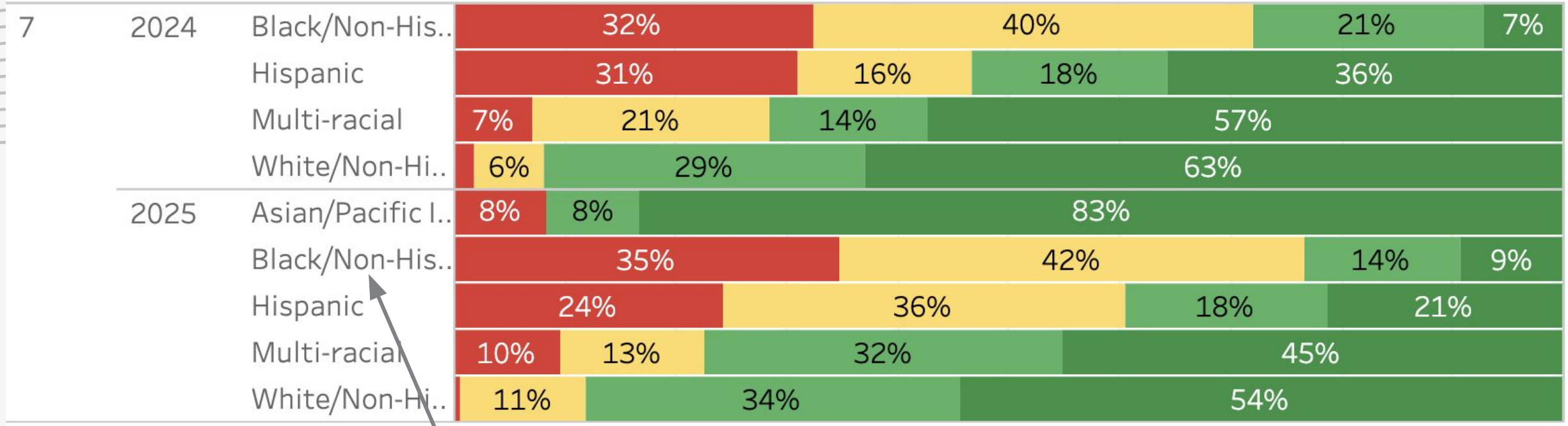

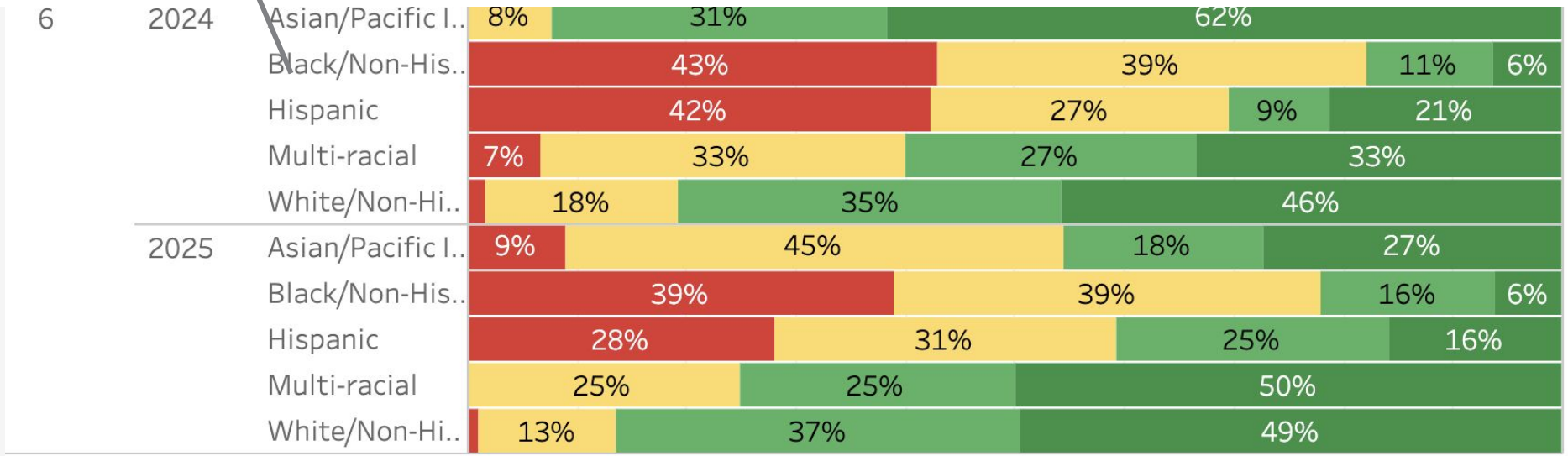

ATLANTA PUBLIC SCHOOLS
One District. One Goal. Every Child.

Mastery Connect / Math Tests

- All data from quizzes given are not showing up
- Student work is not populating for open ended or drawing questions
- When adding points to the assessment system, it does not recognize partial credit (even if you manually assign the grade)
- Unable to add feedback to students' assessments.
- From the student view - student assessment only shows a blank assessment, therefore students are unable to view what they chose and compare it to the correct answer.

DAVID T. HOWARD
MIDDLE SCHOOL

PRINCIPAL'S COFFEE



SCHOOL YEAR **2025-2026**

Connect with Other Parents and David T. Howard M.S.

Topics listed below.

- **August 14: Welcome Back Rams (Vitual)**
- September 11: DTH Learning Dispositions
- October TBD: Rising Knights in the Auditorium
- **November 13: EOY 8th grade activities (Virtual)**
- **January 12: Scheduling & CCRPI (Virtual)**
- **February 26: Social Emotional and Mental Health (Virtual)**
- March 12: Academic Performance Success on GMAS
- April 23: Engaging Pre-Teens



Meetings will start at 9:45 am
Location: Media Center
Doors Open: 9:20 am
Enter through the front office

Check out the recordings on the DTH YouTube Channel.

DAVID T. HOWARD MIDDLE SCHOOL
Dedicated to excellence in education

APS Forward 2040:
Reshaping the Future of Education

Taskforce Meetings

May 8, 2025 - Presentation
August 5, 2025- Presentation

Upcoming Public Meetings

- October 20
- November 10

Virtual – at Noon
In-person at 6PM at CLL (130 Trinity Ave)

ATLANTA PUBLIC SCHOOLS
One District. One Goal. Every Child.

Comprehensive Long-Range Facilities Plan

atlantapublicschools.us/APS2040

QUESTIONS?

THANK YOU