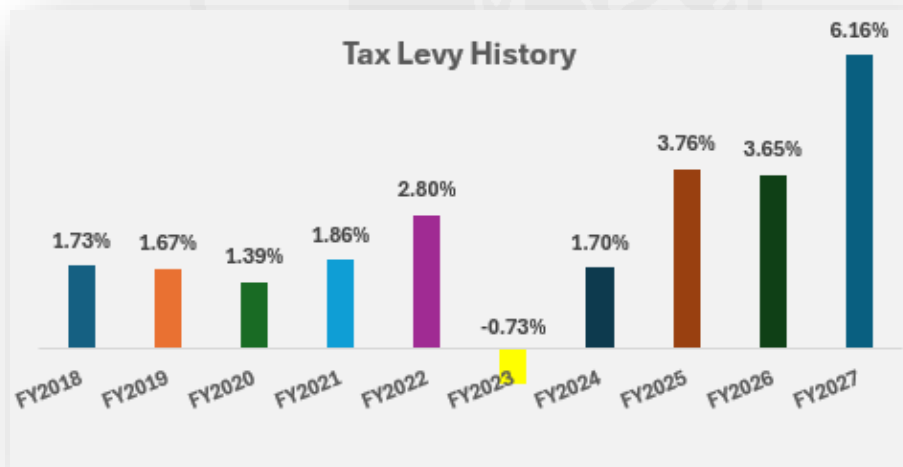
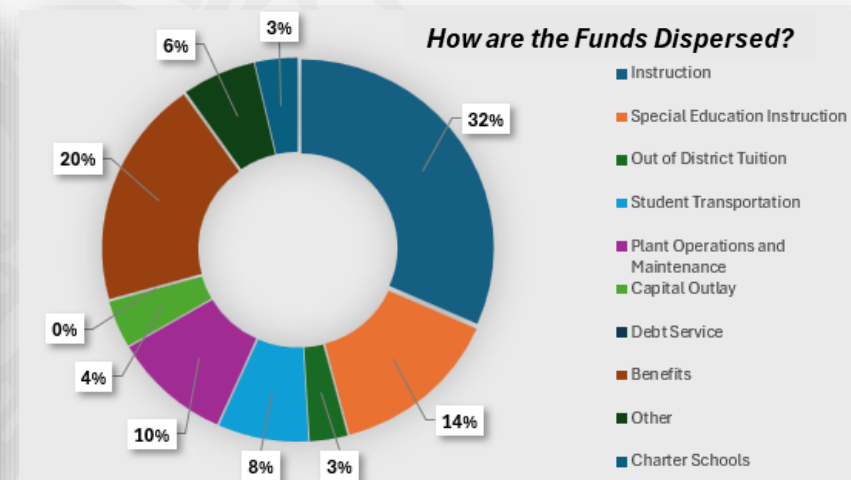
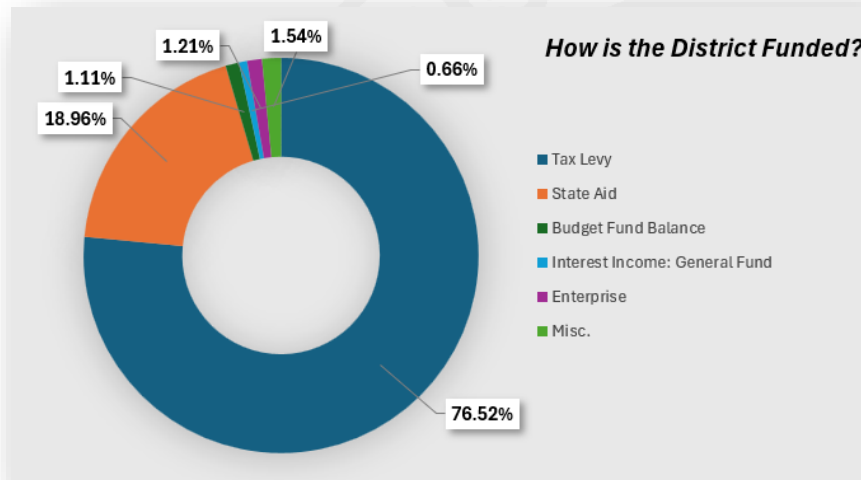




# East Brunswick Public Schools

Stay informed: Key facts and updates on the 2026-2027 School Budget Process



**CLICK HERE TO VIEW BUDGET PRESENTATION FROM MARCH 19, 2026**

**CLICK HERE TO VIEW TENTATIVE BUDGET PRESENTATION FROM MARCH 25, 2026**

**CLICK HERE TO VIEW BUDGET PRESENTATION FROM APRIL 9, 2026**

**CLICK HERE TO VIEW BUDGET PRESENTATION FROM APRIL 23, 2026**

[Click Here to View the FY2027 User Friendly Budget](#)



# East Brunswick Public Schools

Stay informed: Key facts and updates on the 2026-2027 School Budget Process

## FY2027 Budget Projection

Projected Appropriations	\$214,448,652
Projected Revenues*	\$208,857,967
<b>Deficit</b>	<b>(\$5,580,691)</b>

## Budget Reductions as of 4/23/2026

Starting Deficit*	(\$5,590,691)
Reductions as of 3/19/2026	\$2,578,000
Add'l Reductions as of 3/25/2026	\$600,000
Add'l Reductions as of 4/9/2026	\$1,033,251
Add'l Revenue as of 4/23/2026	\$358,895
Add'l Reductions as of 4/23/2026	\$1,020,455
<b>Deficit as of 4/23/2026</b>	<b>(\$0)</b>

## Pending On-Going Discussion Additional Revenue Deficit Impact

	Option A—50% fee for Reduced & 25% fee for Free	Option B—50% fee for Reduced & Free
Deficit as of 4/9/2026*	(\$1,379,440)	(\$1,379,440)
Additional Revenue	\$443,717	\$538,662
Deficit with Additional Revenue	(\$935,723)	(\$840,778)

## Tax Levy Impact

1% tax increase = \$1,552,039

Tax Increase %	Tax Increase \$	Corresponding 4/9/2026 Deficit
6.16%	\$9,561,179	(\$935,723)
5.16%	\$8,009,140	(\$2,487,762)
4.16%	\$6,457,101	(\$4,039,801)
3.16%	\$4,905,062	(\$5,591,840)
2.16%	\$3,353,023	(\$7,143,879)

\*Includes tax increase of 6.16%



# East Brunswick Public Schools

Stay informed: Key facts and updates on the 2026-2027 School Budget Process

## Key Elements Driving Increase in Costs

- Charter School - (\$966,246 increase)
- Health Benefits - premium increasing 22% (\$7,934,618 increase)
- Special Education Out of District Placements and contracted Services (\$2,027,781 increase)
- Transportation - increase in required routes CPI of 3.58% (\$973,348 increase)

## Charter School Impact

- Amount that is paid to Charter Schools: \$7,462,691
- Transportation cost for Charter School Students: \$552,478
- Increase in Charter School Payment from FY2026 vs. FY2027 is \$966,246
- Projected: Total number of EB students that attend Charter Schools: 442

- ◆ [Budget Slides from March 19, 2026 - Board of Education Meeting](#)
- ◆ [Budget Slides from March 25, 2026 - Board of Education Meeting](#)
- ◆ [Budget Slides from April 9, 2026 - Board of Education Meeting](#)
- ◆ [Budget Slides from April 23, 2026 - Board of Education Meeting](#)