SUFFERN CENTRAL SCHOOL DISTRICT

Basic Financial Statements,
Supplementary Information and
Independent Auditors' Report

June 30, 2025

SUFFERN CENTRAL SCHOOL DISTRICT

Table of Contents

	Page
Independent Auditors' Report	1 - 3
Management's Discussion and Analysis	4 - 13
Basic Financial Statements:	
District-Wide Financial Statements	
Statement of Net Position	14
Statement of Activities	15
Fund Financial Statements	
Balance Sheet - Governmental Funds	16
Reconciliation of Balance Sheet - Governmental Funds to Statement of Net Position	17
Statement of Revenue, Expenditures and Changes in Fund Balances - Governmental Funds	18
Reconciliation of Statement of Revenue, Expenditures and Changes in Fund Balances - Governmental Funds to the Statement of Activities	19
Statement of Changes in Fiduciary Net Position - Fiduciary Funds	20
Notes to Financial Statements	21 - 50
Required Supplementary Information:	
Schedule of Revenue, Expenditures and Changes in Fund Balance - Budget and Actual - General Fund	51- 52
Schedule of Changes in the District's Total OPEB Liability and Related Ratios	53
Schedule of the District's Proportionate Share of the Net Pension Asset/Liability	54
Schedule of the District's Pension Contributions	55

SUFFERN CENTRAL SCHOOL DISTRICT

Table of Contents, Continued

	Page
Other Supplementary Information:	
Schedule of Change from Adopted Budget to Final Budget and the Real Property Tax Law Limit - General Fund	56
Schedule of Project Expenditures - Capital Projects Fund	57
Net Investment in Capital Assets	58
Independent Auditors' Report on Internal Control Over Financial Reporting and on Compliance and Other Matters Based on an Audit of Financial Statements performed in Accordance with Government Auditing Standards	59 - 60
Schedule of Findings and Responses	61
Status of Prior Year Audit Findings	62
Corrective Action Plan	63

* * * * * *

EFPR GROUP, CPAs PLLC
Certified Public Accountants

6390 Main Street, Suite 200
Williamsville, New York 14221

P 716.634.0700
TF 800.546.7556
W EFPRadvisory.com

INDEPENDENT AUDITORS' REPORT

The Board of Education
Suffern Central School District:

Report on the Audit of the Financial Statements

Opinions

We have audited the accompanying financial statements of the governmental activities, each major fund, and the aggregate remaining fund information of the Suffern Central School District (the District), as of and for the year ended June 30, 2025, and the related notes to financial statements, which collectively comprise the District's basic financial statements as listed in the table of contents.

In our opinion, the financial statements referred to above present fairly, in all material respects, the respective financial position of the governmental activities, each major fund, and the aggregate remaining fund information of the District, as of June 30, 2025, and the respective changes in financial position for the year then ended in accordance with accounting principles generally accepted in the United States of America.

Basis for Opinions

We conducted our audit in accordance with auditing standards generally accepted in the United States of America (GAAS) and the standards applicable to financial audits contained in Government Auditing Standards, issued by the Comptroller General of the United States. Our responsibilities under those standards are further described in the Auditors' Responsibilities for the Audit of the Financial Statements section of our report. We are required to be independent of the District and to meet our other ethical responsibilities, in accordance with the relevant ethical requirements relating to our audit. We believe that the audit evidence we have obtained is sufficient and appropriate to provide a basis for our audit opinions.

Responsibilities of Management for the Financial Statements

Management is responsible for the preparation and fair presentation of the financial statements in accordance with accounting principles generally accepted in the United States of America, and for the design, implementation, and maintenance of internal control relevant to the preparation and fair presentation of financial statements that are free from material misstatement, whether due to fraud or error.

In preparing the financial statements, management is required to evaluate whether there are conditions or events, considered in the aggregate, that raise substantial doubt about the District's ability to continue as a going concern for twelve months beyond the financial statement date, including any currently known information that may raise substantial doubt shortly thereafter.

Auditors' Responsibilities for the Audit of the Financial Statements

Our objectives are to obtain reasonable assurance about whether the financial statements as a whole are free from material misstatement, whether due to fraud or error, and to issue an auditors' report that includes our opinions. Reasonable assurance is a high level of assurance but is not absolute assurance and therefore is not a guarantee that an audit conducted in accordance with GAAS and Government Auditing Standards will always detect a material misstatement when it exists. The risk of not detecting a material misstatement resulting from fraud is higher than for one resulting from error, as fraud may involve collusion, forgery, intentional omissions, misrepresentations, or the override of internal control. Misstatements are considered material if there is a substantial likelihood that, individually or in the aggregate, they would influence the judgment made by a reasonable user based on the financial statements.

In performing an audit in accordance with GAAS and Government Auditing Standards, we:

- Exercise professional judgment and maintain professional skepticism throughout the audit.
- Identify and assess the risks of material misstatement of the financial statements, whether due to fraud or error, and design and perform audit procedures responsive to those risks. Such procedures include examining, on a test basis, evidence regarding the amounts and disclosures in the financial statements.
- Obtain an understanding of internal control relevant to the audit in order to design audit procedures that are appropriate in the circumstances, but not for the purpose of expressing an opinion on the effectiveness of the District's internal control. Accordingly, no such opinion is expressed.
- Evaluate the appropriateness of accounting policies used and the reasonableness of significant accounting estimates made by management, as well as evaluate the overall presentation of the financial statements.
- Conclude whether, in our judgment, there are conditions or events, considered in the aggregate, that raise substantial doubt about the District's ability to continue as a going concern for a reasonable period of time.

We are required to communicate with those charged with governance regarding, among other matters, the planned scope and timing of the audit, significant audit findings, and certain internal control-related matters that we identified during the audit.

Required Supplementary Information

Accounting principles generally accepted in the United States of America require that management's discussion and additional information on pages 51 through 55 be presented to supplement the basic financial statements. Such information is the responsibility of management and, although not a part of the basic financial statements, is required by the Governmental Accounting Standards Board who considers it to be an essential part of financial reporting for placing the basic financial statements in an appropriate operational, economic, or historical context.

We have applied certain limited procedures to the required supplementary information in accordance with GAAS, which consisted of inquiries of management about the methods of preparing the information and comparing the information for consistency with management's responses to our inquiries, the basic financial statements, and other knowledge we obtained during our audit of the basic financial statements. We do not express an opinion or provide any assurance on the information because the limited procedures do not provide us with sufficient evidence to express an opinion or provide any assurance.

Supplementary Information

Our audit was conducted for the purpose of forming opinions on the financial statements that collectively comprise the District's basic financial statements. The accompanying other supplementary information as listed in the table of contents is presented for purposes of additional analysis and are not a required part of the basic financial statements. Such information is the responsibility of management and was derived from and relates directly to the underlying accounting and other records used to prepare the basic financial statements. The information has been subjected to the auditing procedures applied in the audit of the basic financial statements and certain additional procedures, including comparing and reconciling such information directly to the underlying accounting and other records used to prepare the basic financial statements or to the basic financial statements themselves, and other additional procedures in accordance with GAAS. In our opinion, the other supplementary information is fairly stated, in all material respects, in relation to the basic financial statements as a whole.

Other Reporting Required by Government Auditing Standards

In accordance with Government Auditing Standards, we have also issued our report dated October 14, 2025 on our consideration of the District's internal control over financial reporting and on our tests of its compliance with certain provisions of laws, regulations, contracts, and grant agreements and other matters. The purpose of that report is solely to describe the scope of our testing of internal control over financial reporting and compliance and the results of that testing, and not to provide an opinion on the effectiveness of the District's internal control over financial reporting or on compliance. That report is an integral part of an audit performed in accordance with Government Auditing Standards in considering District's internal control over financial reporting and compliance.

EFPR Group, CPAs, PLLC

Williamsville, New York
October 14, 2025

OVERVIEW OF THE FINANCIAL STATEMENTS

The following is a narrative overview and analysis of the financial activities of the Suffern Central School District (the District) for the fiscal year ended June 30, 2025. This discussion and analysis are intended to serve as an introduction to the District's basic financial statements, which have the following components: (1) management's discussion and analysis (MD&A), (2) District-Wide financial statements, (3) fund financial statements, and (4) notes to financial statements.

DISTRICT-WIDE FINANCIAL STATEMENTS

The District-Wide financial statements are designed to provide readers with a broad overview of the District's finances in a manner similar to a private-sector business.

The statement of net position presents information on all of the District's assets and deferred outflows of resources as well as liabilities and deferred inflows of resources, with the difference between the two reported as net position. Over time, increases or decreases in net position serve as a useful indicator of whether the financial position of the District is improving or deteriorating.

The statement of activities presents information showing how the District's net position changed during each fiscal year. All changes in net position are reported as soon as the underlying event giving rise to the change occurs, regardless of the timing of related cash flows. Thus, revenue and expenses are reported in the statement for some items that will only result in cash flows in future fiscal periods (for example, earned but unused vacation leave).

FUND FINANCIAL STATEMENTS

A fund is a grouping of related accounts that is used to maintain control over resources that have been segregated for specific activities or objectives. The District uses fund accounting to ensure and demonstrate compliance with finance-related legal requirements. All of the funds of the District can be divided into two categories: governmental funds and fiduciary funds.

Governmental Funds

Governmental funds are used to account for essentially the same functions reported as governmental activities in the District-Wide financial statements.

Governmental fund financial statements focus on near-term inflows and outflows of spendable resources, as well as on balances of spendable resources available at the end of the fiscal year.

Because the focus of governmental funds is narrower than that of the District-Wide financial statements, it is useful to compare the information presented for the governmental funds with similar information presented for governmental activities in the District-Wide financial statements. By doing so, readers may better understand the long-term impact of the District's near-term financing decisions. Both the governmental funds' balance sheet and the governmental funds' statement of revenue, expenditures and changes in fund balance provide a reconciliation to facilitate the comparison between governmental funds and governmental activities.

The District maintains six individual governmental funds. Information is presented separately in the governmental funds' balance sheet and in the governmental funds statement of revenue, expenditures and changes in fund balances for each of the governmental funds as the District considers each one to be a major fund.

The District adopts an annual appropriated budget for its general fund. A budgetary comparison statement has been provided for these funds to demonstrate compliance with this budget.

Fiduciary Funds

Fiduciary funds are used to account for assets held by the District in a trustee or custodial capacity. Fiduciary funds include only Custodial funds. The Custodial Fund accounts for the collection and remittance of taxes to public libraries.

NOTES TO FINANCIAL STATEMENTS

The notes to financial statements provide additional information that is essential for a full understanding of the information provided in the District-Wide and fund financial statements. The notes also present certain required supplementary information.

OTHER INFORMATION

In addition to the basic financial statements and accompanying notes, this report also presents certain required supplementary information.

FINANCIAL ANALYSIS OF THE DISTRICT-WIDE FINANCIAL STATEMENTS

In the District-Wide financial statements, all of the activities of the District are considered governmental activities. Governmental activities increased the District's net position by $2,755,356 during year ended June 30, 2025 and increased the District's net position by $709,468 during year ended June 30, 2024. Key elements of these changes are as follows:

Statement of Activities

Governmental activities for the years ended June 30, 2025 and 2024 were as follows:

	2025	2024
Revenue:		
Program revenue:		
Charges for services	$ 421,417	468,949
Operating grants and contributions	6,654,720	7,871,034
General revenue:		
Real property taxes	113,002,053	111,027,141
Other tax items - including STAR reimbursement	6,342,617	7,724,228
Use of money and property	4,842,981	4,541,234
Sale of property and compensation for loss	31,823	75,654
State sources	37,577,049	36,676,556
Federal sources	235,552	223,796
Miscellaneous	1,938,774	1,380,850
Total revenue	171,046,986	169,989,442
Expenses:		
General support	20,257,001	19,802,547
Instruction	127,330,919	130,022,161
Pupil transportation	13,399,303	12,341,005
Debt service	49,052	66,776
School lunch	2,565,811	2,432,672
Depreciation - unallocated	4,689,544	4,614,813
Total expenses	168,291,630	169,279,974
Change in net position	$ 2,755,356	709,468

During the year ended June 30, 2025 the District-Wide revenue increased from the year ended June 30, 2024 by approximately $1.1 million, while District-Wide expenses decreased by approximately $1.0 million.

Revenue by Source - Governmental Activities

2025

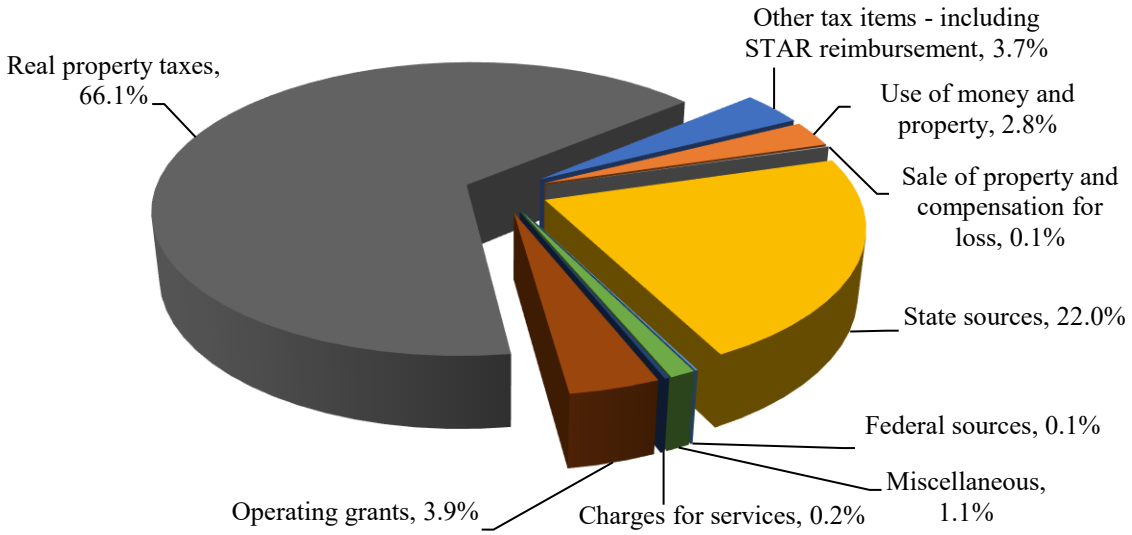

2024

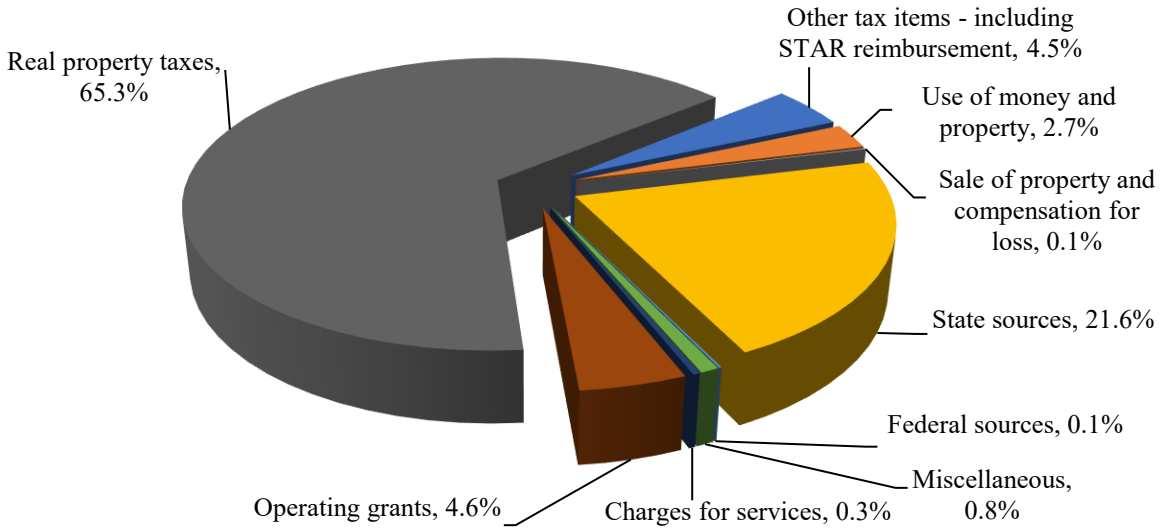

The major components of the District-Wide revenue increase were:

- Property taxes increased by 1.8%.
- Use of money and property increased by 6.6% due to increased returns on savings accounts.
- State sources increased by 2.5% mainly due to the increase in general aid.

Expenses - Governmental Activities

2025

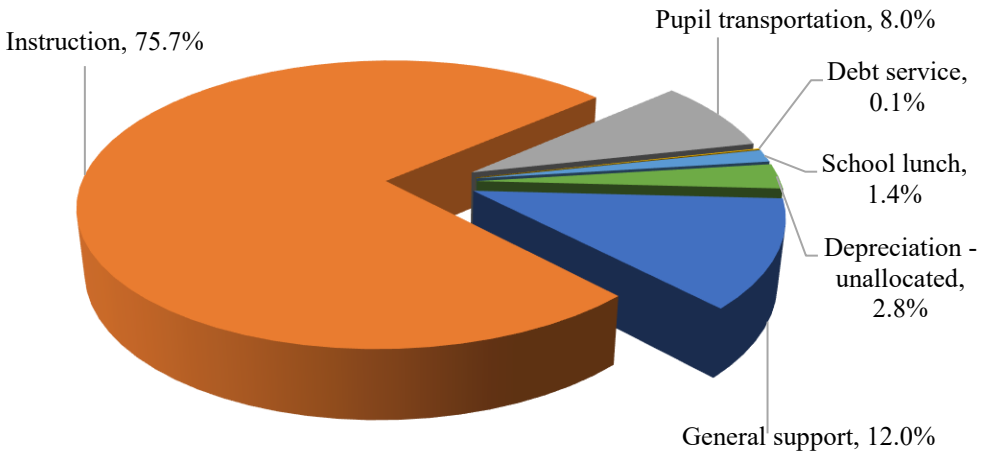

2024

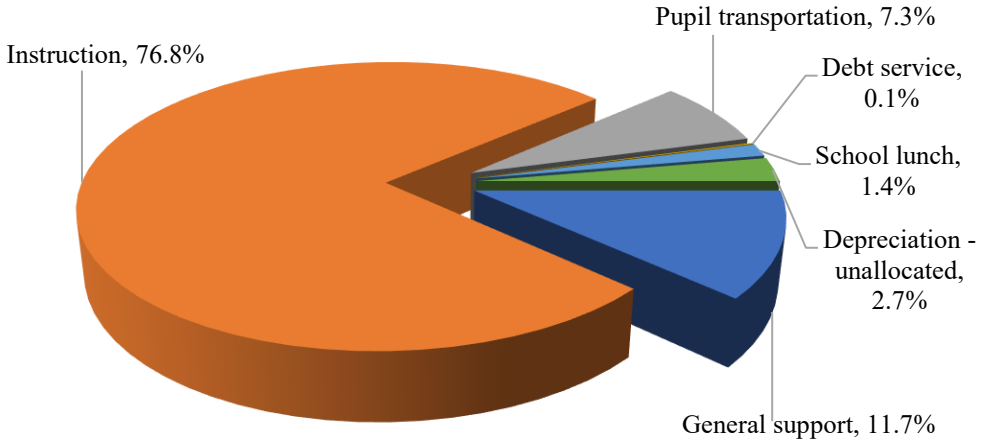

The major component of District-Wide expense decrease was instruction expenses decreased by 2.1% due to the changes in actuarial assumptions related to other postemployment benefits and pension plans.

Statement of Net Position

Governmental Activities at June 30, 2025 and 2024 were as follows:

	2025	2024
Current assets	$ 75,230,564	70,632,505
Noncurrent assets	50,130,104	42,246,306
Total assets	125,360,668	112,878,811
Deferred outflows of resources	44,581,014	57,192,654
Current liabilities	12,458,078	11,217,927
Long-term liabilities	265,903,146	306,426,482
Total liabilities	278,361,224	317,644,409
Deferred inflows of resources	77,969,119	41,571,073
Net position:		
Net investment in capital assets	39,201,318	40,038,615
Restricted	55,026,587	42,763,007
Unrestricted (deficit)	(280,616,566)	(271,945,639)
Total net position	$ (186,388,661)	(189,144,017)

FINANCIAL ANALYSIS OF THE GOVERNMENTAL FUNDS

As noted earlier, the District uses fund accounting to ensure and demonstrate compliance with finance-related legal requirements. The District ended the year ended June 30, 2025, with a general fund balance of $54,026,870 of which $21,197,980 is in the Reserve for Tax Certiorari, $837,967 is in the Reserve for Insurance, $9,171,594 is in the Reserve for Capital, $257,304 is in the Reserve for Unemployment Insurance, $1,890,969 is in the Reserve for Employees Retirement System Liability, $2,198,784 in the Reserve for Employee Benefit Accrued Liability and $2,789,653 in the Reserve for Teacher's Retirement System Liability. Additionally, the District assigned $3,100,000 for expenditures in year ending June 30, 2026 and $5,658,657 for encumbrances.

Fund balances at June 30, 2025 and 2024 consist of the following:

	June 30, 2025			
	Nonspendable	Restricted	Assigned	Unassigned
General	$ 105,214	38,344,251	8,758,657	6,818,748
Special Aid	-	-	-	-
School Food Service	42,017	-	717,554	-
Capital Projects	-	5,379,574	-	-
Debt Service	-	1,551,562	-	-
Miscellaneous Revenue	-	312,486	-	-
Total	$ 147,231	45,587,873	9,476,211	6,818,748

	June 30, 2024			
	Nonspendable	Restricted	Assigned	Unassigned
General	$ -	32,673,199	9,467,142	6,572,550
Special Aid	-	-	-	-
School Food Service	66,045	-	542,442	-
Capital Projects	-	8,242,144	-	-
Debt Service	-	1,550,745	-	-
Miscellaneous Revenue	-	296,919	-	-
Total	$ 66,045	42,763,007	10,009,584	6,572,550

GENERAL FUND BUDGETARY HIGHLIGHTS

The following information is presented to assist the reader in comparing the original budget and the final amended budget (final budget) and how actual results compared with these budgeted amounts. The final budget can be modified subsequent to the end of the year.

General Fund Revenue

The following table summarizes actual revenue by category for the year ended June 30, 2024 and compares the amounts to the year ended June 30, 2025 revenue to the year ended June 30, 2025 original budget and final budget.

	Original Budget	Final Budget	Actual 2025	Actual 2024
Revenue:				
Real property tax	$ 117,962,761	117,962,761	113,002,053	111,027,141
Other tax items	2,103,457	2,103,457	1,474,429	2,242,237
School tax relief - STAR	-	-	4,868,188	5,481,991
Charges for services	131,250	131,250	255,703	185,177
Use of money and property	2,400,000	2,400,000	4,840,430	4,534,410
Sale of property and compensation for loss	-	-	68,863	75,654
Miscellaneous	1,335,834	1,372,982	1,483,297	1,091,237
State sources	37,280,447	37,280,447	37,577,049	36,676,556
Federal sources	-	-	235,552	223,796
Total revenue	$ 161,213,749	161,250,897	163,805,564	161,538,199

General Fund Expenditures

The following table summarizes actual expenditures by function/program for the year ended June 30, 2024 and compares the amounts to the year ended June 30, 2025 expenditures to the year ended June 30, 2025 original budget and final budget.

	Original Budget	Final Budget	Actual 2025	Encumbrances	Actual 2024
Expenditures:					
General support	$ 18,193,818	20,196,720	16,972,755	2,224,628	16,442,999
Instruction	87,610,547	91,821,178	88,716,651	2,547,819	86,685,516
Pupil transportation	14,665,095	15,809,818	13,193,154	763,147	11,953,536
Employee benefits	38,579,732	38,950,963	38,651,362	123,063	34,916,955
Debt service	1,274,557	1,274,557	768,558	-	768,557
Total expenditures	160,323,749	168,053,236	158,302,480	5,658,657	150,767,563
Other financing uses - operating transfers out	3,990,000	3,990,000	189,105	-	3,699,634
Total expenditures and other financing uses	$ 164,313,749	172,043,236	158,491,585	5,658,657	154,467,197

The final budget includes encumbrances from the year ended June 30, 2024 fiscal year.

CAPITAL ASSETS

The District's investment in capital assets includes land, buildings, equipment, and infrastructure, including such things as parking lots and curbing. All projects were approved by bond resolution. The following table lists the capital assets net of accumulated depreciation as of June 30, 2025 and 2024.

	2025	2024
Land	$ 347,658	347,658
Construction in progress	-	2,967,741
Buildings	36,609,294	34,971,006
Land improvements	1,805,965	2,042,583
Machinery and equipment	1,632,626	1,751,839
Transportation equipment	295,847	165,479
Capital assets, net	$ 40,691,390	42,246,306

DEBT ADMINISTRATION

During the year ended June 30, 2025, the District made interest payments on the long-term debt of $50,939. At the end of the year, the District had total long-term debt principal outstanding of $1,490,072. This amount is backed by the full faith and credit of the District. Activity in debt outstanding during the year ended June 30, 2025 was as follows:

	Beginning Balance	Issued	Paid	Ending Balance
Energy performance contract	$ 2,207,691	-	717,619	1,490,072

FACTORS BEARING ON THE DISTRICT'S FUTURE

At the time these financial statements were prepared and audited, the District was aware of the following existing circumstances that could significantly affect its financial health in the future:

- There are currently pending tax certiorari proceedings, the results of which could require the payment of future tax refunds by the District if existing assessment rolls are modified based on the outcome of the litigation proceedings. To the extent that funds are not available in the District's operating budget for the payment of future tax refunds, the District is authorized to issue bonds to fund such payments. Due to ongoing filing of tax certiorari petitions and the uncertainty of the resolution thereof, management feels that it is prudent to maintain healthy Tax Certiorari Reserve balances.

- The District has experienced significant decline in public school student enrollment over the past several years while non-public school enrollment has increased and this trend is projected to continue. Additional non-public school enrollment may lead to increased costs related to transportation and special education services.

- COVID-19 impacted the District in prior years as the District used the hybrid model. Although the District brought back most of the students in the late spring of 2022, the District still had many students using the remote option. All students were supplied with chrome books. During the previous school year of 2022-2023, the District had discontinued the remote option. The District has, however, ensured that all students have electronic devises in case the District needs to return to some sort of hybrid or remote option in the future. The District used the federal stimulus, Coronavirus Aid, Relief, and Economic Security Act (CARES) money for this along with some of the Coronavirus Response and Relief Supplemental Appropriations Act (CRSSA) money received from the federal government. In order to return full time in person, there was a lot of work that had to be completed including purchasing desks, barriers, cleaning equipment and supplies, etc. The District used the CRSSA money for this and also purchased additional electronic devises and have done a lot of work on the District's buildings. Most of this will be one time costs. The District also used funds to run a summer program for the children which allowed them, in person learning, to maintain their skills. The District believes that costs for COVID will continue into the future years with more supplies and updating of technology for hybrid situations. Overall, COVID did not have a significant financial impact as COVID related costs were covered mostly by federal funding.

REQUEST FOR INFORMATION

This financial report is designed to provide a general overview of the District's finances for all those with an interest in its finances. Questions concerning any of the information provided in this report or requests for additional financial information should be addressed to the Suffern Central School District, Hillburn, New York.

SUFFERN CENTRAL SCHOOL DISTRICT
Statement of Net Position
June 30, 2025

Assets:	
Cash and equivalents:	
Unrestricted	$ 34,748,772
Restricted	34,343,266
Receivables:	
State and Federal aid	3,043,866
Due from other governments	1,767,131
Accounts receivable	474,011
Lease receivable	811,501
Inventory	42,017
Capital assets, net	40,691,390
Net pension asset - proportionate share - TRS System	9,438,714
Total assets	125,360,668
Deferred outflows of resources:	
Pensions	25,542,538
OPEB	19,038,476
Total deferred outflows of resources	44,581,014
Liabilities:	
Current liabilities:	
Accounts payable	4,931,810
Accrued liabilities	207,346
Bond interest payable	3,416
Due to teachers' retirement system	6,886,930
Due to employees' retirement system	428,576
Long-term liabilities:	
Due and payable within one year - bonds payable	735,744
Due and payable after one year:	
Compensated absences payable	316,241
Bonds payable	754,328
Total OPEB liability	258,761,619
Net pension liability - proportionate share - ERS System	5,335,214
Total liabilities	278,361,224
Deferred inflows of resources:	
Unearned revenue	39,552
Lease	706,287
Pensions	11,679,557
OPEB	65,543,723
Total deferred inflows of resources	77,969,119
Net position:	
Net investment in capital assets	39,201,318
Restricted	55,026,587
Unrestricted (deficit)	(280,616,566)
Total net position (deficit)	$(186,388,661)

See accompanying notes to financial statements.

SUFFERN CENTRAL SCHOOL DISTRICT
Statement of Activities
Year ended June 30, 2025

	Expenses	Program Revenue: Charges for Services	Program Revenue: Operating Grants	Net (Expense) Revenue and Changes in Net Position
Functions and programs:				
General support	$ 20,257,001	-	-	(20,257,001)
Instruction	127,330,919	255,703	4,260,694	(122,814,522)
Pupil transportation	13,399,303	-	-	(13,399,303)
Debt service	49,052	-	-	(49,052)
School lunch	2,565,811	165,714	2,394,026	(6,071)
Depreciation - unallocated	4,689,544	-	-	(4,689,544)
Total functions and programs	$ 168,291,630	421,417	6,654,720	(161,215,493)
General revenue:				
Real property taxes				113,002,053
Other tax items - including STAR reimbursement				6,342,617
Use of money and property				4,842,981
Sale of property and compensation for loss				31,823
State sources				37,577,049
Federal sources				235,552
Miscellaneous				1,938,774
Total general revenue				163,970,849
Change in net position				2,755,356
Net position (deficit) at beginning of year				(189,144,017)
Net position (deficit) at end of year				$ (186,388,661)

See accompanying notes to financial statements.

SUFFERN CENTRAL SCHOOL DISTRICT
Balance Sheet - Governmental Funds
June 30, 2025

Assets	General	Special Aid	School Food Service	Capital Projects	Debt Service	Miscellaneous Revenue	Total Governmental Funds
Cash and equivalents:							
Unrestricted	$ 34,705,143	29,158	14,471	-	-	-	34,748,772
Restricted	34,014,251	-	-	16,529	-	312,486	34,343,266
Receivables:							
State and Federal aid	509,553	2,223,682	310,631	-	-	-	3,043,866
Due from other governments	1,767,131	-	-	-	-	-	1,767,131
Due from other funds	-	-	560,063	5,368,960	1,551,562	-	7,480,585
Accounts receivable	439,604	-	34,407	-	-	-	474,011
Lease receivable	811,501	-	-	-	-	-	811,501
Inventory	-	-	42,017	-	-	-	42,017
Total assets	$ 72,247,183	2,252,840	961,589	5,385,489	1,551,562	312,486	82,711,149
Liabilities, Deferred Inflows of Resources and Fund Balance							
Liabilities:							
Accounts payable	4,787,039	144,688	83	-	-	-	4,931,810
Accrued liabilities	44,963	-	162,383	-	-	-	207,346
Due to other funds	5,366,518	2,108,152	-	5,915	-	-	7,480,585
Due to teachers' retirement system	6,886,930	-	-	-	-	-	6,886,930
Due to employees' retirement system	428,576	-	-	-	-	-	428,576
Compensated absences	-	-	-	-	-	-	-
Total liabilities	17,514,026	2,252,840	162,466	5,915	-	-	19,935,247
Deferred inflows of resources:							
Unearned revenue	-	-	39,552	-	-	-	39,552
Leases	706,287	-	-	-	-	-	706,287
Total deferred inflows	706,287	-	39,552	-	-	-	745,839
Fund balance:							
Nonspendable	105,214	-	42,017	-	-	-	147,231
Restricted	38,344,251	-	-	5,379,574	1,551,562	312,486	45,587,873
Assigned	8,758,657	-	717,554	-	-	-	9,476,211
Unassigned	6,818,748	-	-	-	-	-	6,818,748
Total fund balance	54,026,870	-	759,571	5,379,574	1,551,562	312,486	62,030,063
Total liabilities, deferred inflows of resources and fund balance	$ 72,247,183	2,252,840	961,589	5,385,489	1,551,562	312,486	82,711,149

See accompanying notes to financial statements.

SUFFERN CENTRAL SCHOOL DISTRICT
Reconciliation of Balance Sheet - Governmental Funds
to the Statement of Net Position
June 30, 2025

Total governmental fund balance		$ 62,030,063
Amounts reported for governmental activities in the statement of net position are different because:		
The costs of building and acquiring capital assets (land, buildings, expenditures in the year they are incurred, and the assets do not appear on the balance sheet. However, the statement of net position includes those capital assets among the assets of the District as a whole, and their original costs are expensed annually over their useful lives.		
Non-depreciable capital assets	$ 347,658	
Depreciable capital assets, net	40,343,732	40,691,390
Long-term liabilities are reported in the statement of net position, but not in the governmental funds, because they are not due and payable in the current period. Balances at year-end consist of:		
Bonds payable	(1,490,072)	
Accrued interest on bonds payable	(3,416)	
Total OPEB liability	(258,761,619)	
Compensated absences payable	(316,241)	(260,571,348)
Some deferred inflows and outflows are not reported in the funds. These consist of the following:		
Deferred outflows of resources - pensions	25,542,538	
Deferred outflows of resources - OPEB	19,038,476	
Deferred inflows of resources - pensions	(11,679,557)	
Deferred inflows of resources - OPEB	(65,543,723)	(32,642,266)
The proportionate share of net pension asset and liability reported in the statement of net position does not provide for or require the use of current financial resources and therefore are not reported as an asset and liability in the governmental funds.		
Teachers' retirement system asset	9,438,714	
Employees' retirement system liability	(5,335,214)	4,103,500
Total net position		$(186,388,661)

See accompanying notes to financial statements.

SUFFERN CENTRAL SCHOOL DISTRICT

Statement of Revenue, Expenditures and Changes in Fund Balances - Governmental Funds

Year ended June 30, 2025

	General	Special Aid	School Food Service	Capital Projects	Debt Service	Miscellaneous Revenue	Total Governmental Funds
Revenue:							
Real property taxes	$ 113,002,053	-	-	-	-	-	113,002,053
Other tax items	1,474,429	-	-	-	-	-	1,474,429
School tax relief - STAR	4,868,188	-	-	-	-	-	4,868,188
Charges for services	255,703	-	-	-	-	-	255,703
Use of money and property	4,840,430	-	1,734	-	817	-	4,842,981
Sale of property and compensation for loss	68,863	-	-	-	-	-	68,863
Miscellaneous	1,483,297	-	155,421	-	-	300,056	1,938,774
State sources	37,577,049	1,520,867	1,015,041	-	-	-	40,112,957
Federal sources (including surplus food)	235,552	2,739,827	1,378,985	-	-	-	4,354,364
School lunch	-	-	165,714	-	-	-	165,714
Total revenue	163,805,564	4,260,694	2,716,895	-	817	300,056	171,084,026
Expenditures:							
General support	16,972,755	-	-	-	-	-	16,972,755
Instruction	88,716,651	3,568,032	-	-	-	284,489	92,569,172
Pupil transportation	13,193,154	277,377	-	-	-	-	13,470,531
Employee benefits	38,651,362	604,390	-	-	-	-	39,255,752
Debt service - principal	717,619	-	-	-	-	-	717,619
Debt service - interest	50,939	-	-	-	-	-	50,939
Cost of sales	-	-	2,565,811	-	-	-	2,565,811
Capital outlay	-	-	-	2,862,570	-	-	2,862,570
Total expenditures	158,302,480	4,449,799	2,565,811	2,862,570	-	284,489	168,465,149
Excess (deficiency) of revenue over expenditures	5,503,084	(189,105)	151,084	(2,862,570)	817	15,567	2,618,877
Other financing sources (uses):							
Operating transfers in	-	189,105	-	-	-	-	189,105
Operating transfers (out)	(189,105)	-	-	-	-	-	(189,105)
Total other financing sources (uses)	(189,105)	189,105	-	-	-	-	-
Net change in fund balance	5,313,979	-	151,084	(2,862,570)	817	15,567	2,618,877
Fund balance at beginning of year	48,712,891	-	608,487	8,242,144	1,550,745	296,919	59,411,186
Fund balance at end of year	$ 54,026,870	-	759,571	5,379,574	1,551,562	312,486	62,030,063

See accompanying notes to financial statements.

SUFFERN CENTRAL SCHOOL DISTRICT
Reconciliation of Statement of Revenue, Expenditures and
Changes in Fund Balances - Governmental Funds to the Statement of Activities
Year ended June 30, 2025

Net change in fund balance		$ 2,618,877
Amounts reported for governmental activities in the statement of activities are different because:		
Long-term revenue and expense difference - in the statement of activities, certain operating expenses are measured by the amounts earned during the year. In the governmental funds, however, expenditures for these items are measured by the amount of financial resources used (essentially, the amounts actually paid) - changes in:		
Compensated absences liability		73,868
Total OPEB liability		36,981,116
Long-term debt transactions:		
Repayment of bond principal and energy performance debt principal is an expenditure in the governmental funds, but reduce long-term liabilities in the statement of net position and do not affect the		
Principal paid on bonds		717,619
Interest on long-term debt in the statement of activities differs from the the amounts reported in the governmental funds because interest is recorded as an expenditure in the funds when it is due and requires the use of current financial resources. In the statement of activities, however, interest expense is recognized as the interest accrues regardless of when it is due. The change in accrued interest from June 30, 2024 to June 30, 2025.		1,887
Capital related items - when the purchase or construction of capital assets is financed through governmental funds, the resources expended for those assets are reported as expenditures in the years they are incurred. However, in the statement of activities, the cost of those assets are allocated over their estimated useful lives and reported as depreciation expense as summarized below:		
Capital outlay	$ 3,171,668	
Depreciation expense	(4,689,544)	
Retirement of capital assets	(37,040)	(1,554,916)
Changes in proportionate share of net pension asset/liability reported in the statement of activities does not provide for or require the use of current financial resources and therefore are not reported as revenues or expenditures in the governmental funds.		
Employees' retirement system	(843,751)	
Teachers' retirement system	13,033,198	12,189,447
Some items reported as expenditures in governmental funds are required to be deferred in the statement of net position. In the current period those amounts changed by:		
Deferred outflows of resources - pensions	(3,488,804)	
Deferred outflows of resources - OPEB	(9,122,836)	
Deferred inflows of resources - pensions	(7,473,438)	
Deferred inflows of resources - OPEB	(28,187,464)	(48,272,542)
Changes in net position of governmental activities		$ 2,755,356

See accompanying notes to financial statements.

SUFFERN CENTRAL SCHOOL DISTRICT
Statement of Changes in Fiduciary Net Position
Fiduciary Funds
Year ended June 30, 2025

	Custodial Funds
Additions - real property taxes	$ 3,795,709
Deductions - payments to library	3,795,709
Net position at beginning of year	-
Net position at end of year	$ -

See accompanying notes to financial statements.

(1) Summary of Significant Accounting Policies

The financial statements of the Suffern Central School District (the District) have been prepared in conformity with accounting principles generally accepted in the United States of America (GAAP) as applied to governmental units. Those principles are prescribed by the Governmental Accounting Standards Board (GASB), which is the accepted standard setting body for establishing governmental accounting and financial reporting principles. Significant accounting principles and policies used by the District are described below:

(a) Reporting Entity

The District is governed by the laws of New York State (the State). The District is an independent entity governed by an elected Board of Education consisting of seven members. The President of the Board serves as the chief fiscal officer and the Superintendent is the chief executive officer. The Board is responsible for, and controls all activities related to public school education within the District. Board members have authority to make decisions, power to appoint management, and primary accountability for all fiscal matters.

The financial reporting entity consists of the primary government, organizations for which the primary government is financially accountable and other organizations for which the nature and significance of their relationship with the primary government are such that exclusion would cause the reporting entity's financial statements to be misleading or incomplete.

The accompanying financial statements present the activities of the District. The District is not a component unit of another reporting entity. The decision to include a potential component unit in the District's reporting entity is based on several criteria including legal standing, fiscal dependency, and financial accountability. Based on the application of these criteria, the District has determined that there are no component units to be included within their reporting entity.

Extraclassroom Activity Funds

The extraclassroom activity funds of the District represent funds of the students of the District. The Board of Education exercises general oversight of these funds. The extraclassroom activity funds are independent of the District with respect to financial transactions and designation of student management. Separate audited financial statements (cash basis) of the extraclassroom activity funds can be found at the District's business office. The District accounts for assets held as an agent for various student organizations in the miscellaneous revenue fund.

(1) Summary of Significant Accounting Policies, Continued

(b) Joint Venture

The District is a component district in the Rockland Board of Cooperative Educational Services (BOCES). A BOCES is a voluntary, cooperative association of school districts in a geographic area that share planning, services, and programs which provide educational and support activities. There is no authority or process by which a school district can terminate its status as a BOCES component.

BOCES are organized under §1950 of the Education Law. A BOCES Board is considered a corporate body. Members of a BOCES board are nominated and elected by their component member boards in accordance with provisions of § 1950 of the New York State Education Law. All BOCES property is held by the BOCES Board as a corporation (§1950 (6)). In addition, BOCES Boards also are considered municipal corporations to permit them to contract with other municipalities on a cooperative basis under §119-n(a) of the New York State General Municipal Law.

A BOCES budget is comprised of separate budgets for administrative, program, and capital costs. Each component school district's share of administrative and capital cost is determined by resident public school district enrollment as defined in Education Law, §1950(4)(b)(7). In addition, component school districts pay tuition or a service fee for programs in which its students participate.

During the year, the District was billed $18,124,563 for BOCES administrative and program costs. The District's share of BOCES aid amounted to $3,528,466.

Financial statements for the BOCES are available from the BOCES administrative office at Parrott Road, West Nyack, New York 10994.

(c) Basis of Presentation

(1) District-Wide statements:

The Statement of Net Position and the Statement of Activities present financial information about the District's governmental activities. These statements include the financial activities of the overall government in its entirety, except those that are fiduciary.

Eliminations have been made to minimize the double counting of internal transactions. Governmental activities generally are financed through taxes, State sources, intergovernmental revenue, and other exchange and nonexchange transactions. Operating grants include operating-specific and discretionary (either operating or capital) grants, while the capital grants column reflects capital specific grants.

(1) Summary of Significant Accounting Policies, Continued

(c) Basis of Presentation, Continued

(1) District-Wide statements, continued:

The Statement of Net Position presents the financial position of the district at fiscal year-end. The Statement of Activities presents a comparison between direct expenses and revenue for each function of the District's governmental activities. Direct expenses are those that are specifically associated with and are clearly identifiable to a particular function. Indirect expenses, principally employee benefits, are allocated to functional areas in proportion to the payroll expended for those areas. Program revenue include charges paid by the recipients of goods or services offered by the programs, and grants and contributions that are restricted to meeting the operational or capital requirements of a particular program. Revenue that are not classified as program revenue, including all taxes, are presented as general revenue.

(2) Fund statements:

The fund statements provide information about the District's funds, including fiduciary funds. Separate statements for each fund category (governmental and fiduciary) are presented. The emphasis of fund financial statements is on major governmental funds, each displayed in a separate column.

The District reports the following major governmental funds:

General Fund - This is the District's primary operating fund. It accounts for all financial transactions that are not required to be accounted for in another fund.

Special Revenue Funds - These funds account for and report the proceeds of specific revenue sources that are legally restricted to expenditures for specified purposes. There are three classes of special revenue funds:

Special Aid Fund - Is used to account for and report the proceeds of federal and state grants that are legally restricted to expenditures for specified purposes.

School Food Service Fund - Is used to account for and report the activities of the school lunch operations.

Miscellaneous Revenue Fund - Is used to account for the extraclassroom activity funds, scholarships and various deposits in which the District has administrative control over.

Debt Service Fund - This fund accounts for the accumulation of resources and the payment of principal and interest on long-term general obligation debt of governmental activities.

Capital Projects Funds: These funds are used to account for the financial resources used for acquisition, construction, or major repair of capital facilities.

(1) Summary of Significant Accounting Policies, Continued

(c) Basis of Presentation, Continued

(2) Fund statements, Continued:

Fiduciary Funds - Fiduciary activities are those in which the district acts as trustee or agent for resources that belong to others. These activities are not included in the District-Wide financial statements, because their resources do not belong to the District, and are not available to be used. There is one class included as a fiduciary fund:

Custodial Funds - These funds are used to collect and remit taxes to the Public Libraries.

(d) Measurement Focus and Basis of Accounting

Accounting and financial reporting treatment is determined by the applicable measurement focus and basis of accounting. Measurement focus indicates the type of resources being measured such as current financial resources or economic resources. The basis of accounting indicates the timing of transactions or events for recognition in the financial statements.

The District-Wide and fiduciary fund financial statements are reported using the economic resources measurement focus and the accrual basis of accounting. Revenue is recorded when earned and expenses are recorded at the time liabilities are incurred, regardless of when the related cash transaction takes place. Nonexchange transactions, in which the District gives or receives value without directly receiving or giving equal value in exchange, include property taxes, grants and donations. On an accrual basis, revenue from property taxes is recognized in the fiscal year for which the taxes are levied. Revenue from grants and donations is recognized in the fiscal year in which all eligibility requirements have been satisfied.

The fund statements are reported using the current financial resources measurement focus and the modified accrual basis of accounting. Under this method, revenue are recognized when measurable and available. The District considers all revenue reported in the governmental funds to be available if the revenue are collected within 60 days after the end of the fiscal year.

Expenditures are recorded when the related fund liability is incurred, except for principal and interest on general long-term debt, claims and judgments, and compensated absences, which are recognized as expenditures to the extent they have matured. General capital asset acquisitions are reported as expenditures in governmental funds. Proceeds of general long-term debt and acquisitions under capital leases are reported as other financing sources.

(e) Property Taxes

Real property taxes are levied annually by the Board of Education no later than September 1, and become a lien during the following May. Taxes were collected during the period September 1, 2024 to March 31, 2025. Uncollected real property taxes are subsequently enforced by the County of Rockland.

(1) Summary of Significant Accounting Policies, Continued

(f) Restricted Resources

When an expense is incurred for purposes for which both restricted and unrestricted net position are available, the District's policy concerning which to apply first varies with the intended use, and with associated legal requirements, many of which are described elsewhere in these notes.

(g) Interfund Transfers

The operations of the District include transactions between funds. These transactions may be temporary in nature, such as with inter-fund borrowings. The District typically loans resources between funds for the purpose of providing cash flow. These inter-fund receivables and payables are expected to be repaid within one year. Permanent transfers of funds include the transfer of expenditures and revenue to provide financing or other services.

In the District-Wide statements, the amounts reported on the Statement of Net Position for inter-fund receivables and payables represent amounts due between different fund types (governmental activities, and fiduciary funds). Eliminations have been made for all inter- fund receivables and payables between the funds, with the exception of those due to or from the fiduciary funds.

(h) Estimates

The preparation of financial statements in conformity with accounting principles generally accepted in the United States of America requires management to make estimates and assumptions that affect the reported amount of assets and liabilities and disclosure of contingent assets and liabilities at the date of the financial statements and the reported revenue and expenses during the reporting period. Actual results could differ from those estimates. Estimates and assumptions are made in a variety of areas, including computation of encumbrances, compensated absences, potential contingent liabilities and useful lives of long-lived assets.

(i) Cash and Investments

Cash - The District's cash and cash equivalents consist of cash on hand, demand deposits, and short-term investments with original maturities of three months or less from date of acquisition.

New York State law governs the District's investment policies. Resources must be deposited in Federal Deposit Insurance Corporation (FDIC) insured commercial banks or trust companies located within the State.

Collateral is required for demand and time deposits and certificates of deposit not covered by FDIC insurance. Obligations that may be pledged as collateral are obligations of the United States and its Agencies and obligations of the State or its municipalities and Districts.

(1) Summary of Significant Accounting Policies, Continued

(i) Cash and Investments, Continued

Investments - Permissible investments include obligations of the U.S. Treasury, U.S. Agencies, repurchase agreements and obligations of New York State or its political subdivisions.

The District follows the provisions of GASB Statement No. 72 - "Fair Value Measurements and Application," which defines fair value and establishes a fair value hierarchy organized into three levels based upon the input assumptions used in pricing assets. Level 1 inputs have the highest reliability and are related to assets with unadjusted quoted prices in active markets. Level 2 inputs related to assets with other than quoted prices in active markets which may include quoted prices for similar assets or liabilities or other inputs which can be corroborated by observable market data. Level 3 input are unobservable inputs and are used to the extent that observable inputs do not exist.

Risk Disclosure

Interest Rate Risk - Interest rate risk is the risk that the government will incur losses in fair value caused by changing interest rates. The District does not have a formal investment policy that limits investment maturities as a means of managing its exposure to fair value losses arising from changing interest rates. Generally, the District does not invest in any long-term investment obligations.

Custodial Credit Risk - Custodial credit risk is the risk that in the event of a bank failure, the District's deposits may not be returned to it. GASB Statement No. 40 directs that deposits be disclosed as exposed to custodial credit risk if they are not covered by depository insurance and the deposits are either uncollateralized, collateralized by securities held by the pledging financial institution or collateralized by securities held by the pledging financial institution's trust department but not in the district's name. The District's aggregate bank balances that were not covered by depository insurance were not exposed to custodial credit risk at June 30, 2025.

Credit Risk - Credit risk is the risk that an issuer or other counterparty will not fulfill its specific obligation even without the Entity's complete failure. The District does not have a formal credit risk policy other than restrictions to obligations allowable under General Municipal Law of the State of New York.

Concentration of Credit Risk - Concentration of credit risk is the risk attributed to the magnitude of a government's investments in a single issuer. The District's investment policy limits the amount on deposit at each of its banking institutions.

(j) Accounts Receivable

Accounts receivable are shown gross, with uncollectible amounts recognized under the direct write-off method. No allowance for uncollectible accounts has been provided since it is believed that such allowance would not be material.

(1) Summary of Significant Accounting Policies, Continued

(k) Inventory and Prepaid Items

Inventories of food and/or supplies in the School Food Service are recorded at cost on a first- in, first-out basis or, in the case of surplus food, at stated value which approximates market. Purchases of inventory items in other funds are recorded as expenditures at the time of purchase, and are considered immaterial in amount.

Prepaid items represent payments made by the District for which benefits extend beyond year-end. These payments to vendors reflect costs applicable to future accounting periods and are recorded as prepaid items in both the District-Wide and fund financial statements. These items are reported as assets on the statement of net position or balance sheet using the consumption method. A current asset for prepaid amounts is recorded at the time of purchase and an expense/expenditure is reported in the year the goods or services are consumed.

A portion of fund balance in the amount of these non-liquid assets has been identified as not available for other subsequent expenditures.

(l) Capital Assets

Capital assets are reported at actual cost when such data was available. For assets in which there was no data available, estimated historical costs, based on direct costing, standard costing or normal costing methods were used. Donated assets are reported at estimated fair market value at the time received.

Capitalization thresholds (the dollar value above which asset acquisitions are added to the capital asset accounts), depreciation methods, and estimated useful lives of capital assets reported in the District-Wide statements are as follows:

	Capitalization Threshold	Depreciation Method	Estimated Useful Life
Land	$ -	N/A	N/A
Construction in progress	-	N/A	N/A
Buildings and improvements	5,000	Straight Line	7 - 50
Land improvements	5,000	Straight Line	10 - 30
Machinery and equipment	5,000	Straight Line	5 - 15
Transportation equipment	5,000	Straight Line	8 - 15

(1) Summary of Significant Accounting Policies, Continued

(m) Deferred Outflows of Resources and Inflows of Resources

Deferred outflows of resources represent a consumption of net position that applies to a future period and so will not be recognized as an outflow of resources (expense/expenditure) until then. The District has two items that qualify for reporting in this category. The first item is related to pensions reported in the statement of net position. This represents the effect of the net change in the District's proportion of the collective net pension asset/liability and difference during the measurement period between the District's contributions and its proportion share of total contributions to the pension systems not included in pension expense. Additionally, this item includes District contributions to the pension systems (TRS and ERS Systems) subsequent to the measurement date. The second item is related to OPEB reported on the statement of net position. The amount represents differences between expected and actual experience and the changes of assumptions.

Deferred inflows of resources represent an acquisition of net position that applies to a future period(s) and so will not be recognized as an inflow of resources (revenue) until that time. The District has three items that qualify for reporting in this category. The first instance relates to cash received before the related revenue is earned and is reported as unearned revenue. The second item is related to pensions reported in the statement of net position. This represents the effect of the net change in the District's proportion of the collective net pension asset/liability and difference during the measurement periods between the District's contributions and its proportion share of total contributions to the pension system not included in pension expense. The third item is related to OPEB reported in the statement of net position. The amount represents differences between expected and actual experience and changes of assumptions.

(n) Vested Employee Benefits

Compensated absences consist of unpaid accumulated sick leave, vacation and sabbatical time:

Sick leave eligibility and accumulation is specified in negotiated labor contracts, and in individual employment contracts. Upon retirement, resignation or death, employees may receive a payment based on unused accumulated sick leave, based on contractual provisions.

District employees are granted vacation in varying amounts, based primarily on length of service and service position. Some earned benefits may be forfeited if not taken within varying time periods.

Consistent with GASB Statement 101 - "Compensated Absences," the liability has been calculated using the vesting/termination method and an accrual for that liability is included in the District-Wide financial statements. The compensated absences liability is calculated based on the pay rates in effect at year-end.

(1) Summary of Significant Accounting Policies, Continued

(n) Vested Employee Benefits, Continued

In the fund statements only the amount of matured liabilities is accrued within the General Fund based upon expendable and available resources. These amounts are expensed on a pay-as-you go basis.

(o) Other Benefits

District employees participate in the New York State and Local Employees' Retirement System and the New York State Teachers' Retirement System.

In addition to providing pension benefits, the District provides postemployment health insurance coverage and survivor benefits to retired employees and their survivors in accordance with the provision of various employment contracts in effect at the time of retirement.

Substantially all of the District's employees may become eligible for these benefits if they reach normal retirement age while working for the district. Health care benefits are provided through an insurance company. The cost of providing post-retirement benefits is shared between the District and the retired employees. Survivor beneficiaries reimburse the District monthly for 100% of the premiums. The District recognizes the cost of providing health insurance by recording its share of insurance premiums as an expenditure in the year paid.

(p) Short-Term Debt

The District may issue Revenue Anticipation Notes (RAN) and Tax Anticipation Notes (TAN), in anticipation of the receipt of revenue. These notes are recorded as a liability of the fund that will actually receive the proceeds from the issuance of the notes. The RANs and TANs represent a liability that will be extinguished by the use of expendable, available resources of the fund.

The District may issue budget notes up to an amount not to exceed 5% of the amount of the annual budget during any fiscal year for expenditures for which an insufficient or no provision is made in the annual budget. The budget note must be repaid no later than the close of the second fiscal year succeeding the year in which the note was issued.

The District may issue Bond Anticipation Notes (BAN), in anticipation of proceeds from the subsequent sale of bonds. These notes are recorded as current liabilities of the funds that will actually receive the proceeds from the issuance of bonds. State law requires that BANs issued for capital purposes be converted to long-term financing within five years after the original issue date.

(1) Summary of Significant Accounting Policies, Continued

(q) Accrued Liabilities and Long-Term Obligations

Payables, accrued liabilities and long-term obligations are reported in the District-Wide financial statements. In the governmental funds, payables and accrued liabilities are paid in a timely manner and in full from current financial resources. Claims and judgements, other postemployment benefits payable and compensated absences that will be paid from governmental funds, are reported as a liability in the funds financial statements only to the extent that they are due for payment in the current year. Bonds and other long-term obligations that will be paid from governmental funds are recognized as a liability in the fund financial statements when due.

Long-term obligations represent the district's future obligations or future economic outflows. The liabilities are reported as due in one year or due within more than one year in the Statement of Net Position.

(r) Equity Classifications

District-Wide statements - In the District-Wide statements there are three classes of net position:

Net investment in capital assets - consists of net capital assets (cost less accumulated depreciation) reduced by outstanding balances of related debt obligations from the acquisition, construction or improvement of those assets.

Restricted net position - reports net position when constraints placed on the assets are either externally imposed by creditors (such as through debt covenants), grantors, contributors, or laws or regulations of other governments, or imposed by law through constitutional provisions or enabling legislation.

Unrestricted net position - reports the balance of net position that does not meet the definition of the above two classifications and is deemed to be available for general use by the District.

Fund Statements - In the fund basis statements there are five classifications of fund balance:

Nonspendable fund balance - Includes amounts that cannot be spent because they are either not in spendable form or legally or contractually required to be maintained intact. Nonspendable fund balance includes the inventory recorded in the school food service fund of $42,017 and $105,214 of net lease receivables recorded in the general fund.

Restricted - Includes amounts with constraints placed on the use of resources either externally imposed by creditors, grantors, contributors or laws or regulations of other governments; or imposed by law through constitutional provisions or enabling legislation. All encumbrances of funds other than the general fund are classified as restricted fund balance. The District has established the following restricted fund balances:

(1) Summary of Significant Accounting Policies, Continued

(r) Equity Classifications, Continued

Tax Certiorari

According to Education Law §3651.1-a, must be used to establish a reserve fund for tax certiorari and to expend from the fund without voter approval. The monies held in the reserve shall not exceed the amount which might reasonably be deemed necessary to meet anticipated judgments and claims arising out of tax certiorari proceedings.

Any resources deposited to the reserve which are not expended for tax certiorari proceedings in the year such monies are deposited must be returned to the general fund on or before the first day of the fourth fiscal year after deposit of these monies.

Capital

According to Education Law §3651, must be used to pay the cost of any object or purpose for which bonds may be issued. The creation of a capital reserve fund requires authorization by a majority of the voters establishing the purpose of the reserve, the ultimate amount, its probable term and the source of the funds. Expenditure may be made from the reserve only for a specific purpose further authorized by the voters. The form for the required legal notice for the vote on establishing and funding the reserve and the form of the proposition to be placed on the ballot are set forth in §3651 of the Education Law. This reserve is accounted for in the general fund and capital projects fund.

Employees' Retirement System Liability

Reserve for employees' retirement system liability GML§6-r must be used for financing retirement contributions. The reserve must be accounted for separate and apart from all other funds and a detailed report of the operation and condition of the fund must be provided to the Board. The reserve is accounted for in the general fund.

Teachers' Retirement System Liability

Reserve for teachers' retirement system liability GML§6-r must be used for financing retirement contributions. The reserve must be accounted for separate and apart from all other funds and a detailed report of the operation and condition of the fund must be provided to the Board. The reserve is accounted for in the general fund.

Employee Benefit Accrued Liability

According to GML§6-p, must be used to pay the cost of accrued employee benefits due to employees at termination. The reserve may be established by Board action and is funded by budgetary appropriations and such other funds as may be legally appropriated. The reserve is accounted for in the general fund.

(1) Summary of Significant Accounting Policies, Continued

(r) Equity Classifications, Continued

Debt Service

Mandatory reserve for debt service GML §6-1 is used to establish a reserve for the purpose of retiring the outstanding obligations upon the sale of District property or capital improvements that was financed by obligations which remain outstanding at the time of sale. The funding of the reserve is from the proceeds of the sale of District property or capital improvement. The reserve is accounted for in the debt service fund.

Unemployment Insurance Payment

According to GML §6-m, must be used to pay benefits to claimants and charged to the account of the District in accordance with Labor Law Section 581(1)(e). The reserve is accounted for in the general fund.

Insurance

Reserve for insurance GML §6-n, must be used to pay liability, casualty, and other types of uninsured losses, except losses incurred for which the following types of insurance may be purchased: life, accident, health, annuities, fidelity and surety, credit, title residual value, and mortgage guarantee. The reserve is accounted for in the general fund.

Miscellaneous

This reserve is used to account for various scholarships and extraclassroom activity funds. This reserve is accounted for in the miscellaneous revenue fund.

The District has classified the following reserves as restricted:

General Fund:	
Tax certiorari	$ 21,197,980
Capital	9,171,594
Employees' retirement system liability	1,890,969
Teachers' retirement system liability	2,789,653
Employee benefit accrued liability	2,198,784
Unemployment insurance	257,304
Insurance	837,967
Total General Fund	38,344,251
Capital Projects Fund	5,379,574
Debt Service Fund	1,551,562
Miscellaneous Revenue Fund	312,486
Total restricted fund balance	$ 45,587,873

Committed - Includes amounts that can only be used for the specific purposes pursuant to constraints imposed by formal action of the school district's highest level of decision making authority, i.e., the Board of Education. The District has no committed fund balance as of June 30, 2025.

(1) Summary of Significant Accounting Policies, Continued

(r) Equity Classifications, Continued

Assigned - Includes amounts that are constrained by the District's intent to be used for specific purposes, but are neither restricted nor committed. This intent can be expressed by the Board or through the Board delegating this responsibility to District management through Board policies. This classification also includes the remaining positive fund balance for all governmental funds except for the general fund. The District has classified the following as assigned:

General Fund:	
Appropriated fund balance	$ 3,100,000
Encumbrances	5,658,657
Total General Fund	8,758,657
School Food Service Fund	717,554
Total assigned fund balance	$ 9,476,211

Unassigned - Includes all other general fund fund balance that do not meet the definition of the above four classifications and are deemed to be available for general use by the District.

NYS Real Property Tax Law 1318 limits the amount of unexpended surplus funds a school district can retain to no more than 4% of the District's budget for the general fund for the ensuing fiscal year. Non-spendable and restricted fund balance of the general fund are excluded from the 4% limitation. Amounts appropriated for the subsequent year and encumbrances are also excluded from the 4% limitation.

Order of Use of Fund Balance - The District's policy is to apply expenditures against non-spendable fund balance, restricted fund balance, committed fund balance, assigned fund balance and unassigned fund balance at the end of the fiscal year. For all funds, non-spendable fund balances are determined first and then restricted fund balances for specific purposes are determined. Any remaining fund balance amounts for funds other than the general fund are classified as restricted fund balance. In the general fund, committed fund balance is determined next and then assigned. The remaining amounts are reported as unassigned. Assignments of fund balance cannot cause a negative unassigned fund balance.

(s) Subsequent Events

The District has evaluated subsequent events through the date of the report which is the date the financial statements were available to be issued.

(2) Explanation of Certain Differences Between Governmental Fund Statements and District-Wide Statements

Due to the differences in the measurement focus and the basis of accounting used in the governmental fund statements and the District-Wide statements, certain financial transactions are treated differently. The basic financial statements contain a full reconciliation of these items. The differences result primarily from the economic focus of the Statement of Activities, compared with the current financial resources focus of the governmental funds.

(a) Total Fund Balances of Governmental Funds vs. Net Position of Governmental Activities

Total fund balances of the District's governmental funds differ from "net position" of governmental activities reported in the Statement of Net Position. This difference primarily results from the long-term economic focus of the Statement of Net Position versus the solely current financial resources focus of the governmental fund Balance Sheet.

(b) Statement of Revenue, Expenditures and Changes in Fund Balance vs. Statement of Activities

Differences between the governmental funds Statement of Revenue, Expenditures and Changes in Fund Balance and the Statement of Activities fall into one of five broad categories. The amounts shown below represent:

- Long-term revenue differences - Long-term revenue differences arise because governmental funds report revenue only when they are considered "available", whereas the Statement of Activities reports revenue when earned. Differences in long-term expenses arise because governmental funds report on a modified accrual basis, whereas the accrual basis of accounting is used on the Statement of Activities.

- Capital related differences - Capital related differences include the difference between proceeds for the sale of capital assets reported on governmental fund statements and the gain or loss on the sale as reported on the Statement of Activities, and the difference between recording an expenditure for the purchase of capital items in the governmental fund statements and depreciation expense on those items as recorded in the Statement of Activities.

- Long-term debt transaction differences - Long-term debt transaction differences occur because both interest and principal payments are recorded as expenditures in the governmental fund statements, whereas interest payments are recorded in the Statement of Activities as incurred, and principal payments are recorded as a reduction of liabilities in the Statement of Net Position.

- Pension differences - Pension differences occur as a result of changes in the District's proportionate share of the collective net pension asset/liability and differences between the District's contributions and its proportionate share of the total contributions to the pension systems.

(2) Explanation of Certain Differences Between Governmental Fund Statements and District-Wide Statements, Continued

(b) Statement of Revenue, Expenditures and Changes in Fund Balance vs. Statement of Activities, Continued

- OPEB differences - OPEB differences occur as a result of changes in the District's total OPEB liability and differences between the District's contributions and OPEB expense.

(3) Stewardship, Compliance and Accountability

(a) Budgets

The District administration prepares a proposed budget for approval by the Board of Education for the general fund. The voters of the District approved the proposed appropriation budget for the general fund. Appropriations are adopted at the program level.

Appropriations established by adoption of the budget constitute a limitation on expenditures (and encumbrances) that may be incurred. Appropriations lapse at the fiscal year end, unless expended or encumbered. Encumbrances will lapse if not expended in the subsequent year. Appropriations authorized for the current year are increased by the planned use of specific reserves, and budget amendments approved by the Board of Education as a result of selected new revenue sources not included in the original budget (when permitted by law). These supplemental appropriations may occur subject to legal restrictions, if the Board approves them because of a need that exists which was not determined at the time the budget was adopted.

Budgets are adopted annually on a basis consistent with GAAP. Appropriations authorized for the current year are increased by the amount of encumbrances carried forward from the prior year.

Budgets are established and used for individual capital project funds expenditures as approved by a special referendum of the district's voters. The maximum project amount authorized is based primarily upon the cost of the project, plus any requirements for external borrowings, not annual appropriations. These budgets do not lapse and are carried over to subsequent fiscal years until the completion of the projects.

(b) Encumbrances

Encumbrance accounting is used for budget control and monitoring purposes and is reported as a part of the governmental funds. Under this method, purchase orders, contracts and other commitments for the expenditure of monies are recorded to reserve applicable appropriations. Outstanding encumbrances as of year-end are presented as reservations assigned fund balance and do not represent expenditures or liabilities. These commitments will be honored in the subsequent period. Related expenditures are recognized at that time, as the liability is incurred or the commitment is paid.

(3) Stewardship, Compliance and Accountability, Continued

(c) Expenditures in Excess of Budget

Certain individual budgetary expenditures exceeded their budgetary authorizations in the General Fund.

(4) Cash and Investments

Custodial credit risk is the risk that in the event of a bank failure, the District's deposits may not be returned to it. While the District does not have a specific policy for custodial credit risk, New York State statutes govern the District's investment policies, as discussed previously in these Notes. In addition, the District has its own written investment policy.

The District's aggregate bank balances, included balances not covered by FDIC insurance at year-end, collateralized as follows:

Covered by FDIC insurance	$ 1,021,855
Collateralized with securities held by the pledging financial institution, or its trust department or agent, but not in the District's name	72,494,528
	$ 73,516,383

Investment Pool

The District participates in the Cooperative Liquid Assets Securities System - New York (NYCLASS), a multi-municipal cooperative investment pool agreement pursuant to New York State General Municipal Law Articles 3A and 5G, whereby it holds a portion of the investments in cooperation with other participants. The investments are highly liquid and are considered to be cash equivalents. All NYCLASS investment and collateral policies are in accordance with General Municipal Law, Sections 10 and 11.

The June 30, 2024 NYCLASS financial statements are the most recent available financial statements as of the date of these financial statements. Total investments of the cooperative at June 30, 2024 are $11,733,849,189 , which consisted of $1,924,275,851 in repurchase agreements, $8,032,431,763 in U.S. Treasury Securities and $1,777,141,575 in collateralized bank deposits with various interest rates and due dates.

The District's share in the amount of $65,422,911 is included as cash and equivalents the general fund.

The above amounts represent the cost of the investment pool shares, which approximates market value. The Lead Participant of NYCLASS is the Village of Rhinebeck. The Lead Participant, acting through an appropriate fiscal officer, is primarily responsible for executing the provisions of the Municipal Cooperative Agreement. Additional information concerning NYCLASS, including the annual report, can be found on its website at www.newyorkclass.org.

(5) Capital Assets

Capital asset balances and activity for the year ended June 30, 2025 were as follows:

	Beginning Balance	Additions	Retirements/ Reclassifications	Ending Balance
Governmental activities:				
Capital assets that are not depreciated:				
Land	$ 347,658	-	-	347,658
Construction in progress	2,967,741	2,906,042	(5,873,783)	-
Total nondepreciable	3,315,399	2,906,042	(5,873,783)	347,658
Capital assets that are depreciated:				
Buildings	127,281,026	-	5,866,575	133,147,601
Land improvements	4,853,585	-	(48,090)	4,805,495
Machinery and equipment	4,442,170	79,546	(470,935)	4,050,781
Transportation equipment	544,377	186,080	(68,580)	661,877
Total depreciable	137,121,158	265,626	5,278,970	142,665,754
Less accumulated depreciation:				
Buildings	92,310,020	4,234,834	(6,547)	96,538,307
Land improvements	2,811,002	216,588	(28,060)	2,999,530
Machinery and equipment	2,690,331	182,410	(454,586)	2,418,155
Transportation equipment	378,898	55,712	(68,580)	366,030
Total accumulated depreciation	98,190,251	4,689,544	(557,773)	102,322,022
Capital assets, net	$ 42,246,306	(1,517,876)	(37,040)	40,691,390

Depreciation expense was not allocated to governmental functions.

(6) Short-Term Debt

There were no short-term debt transactions for the year ended June 30, 2025.

(7) Long-Term Debt

Long-term liability balances and activity for the year ended June 30, 2025 are summarized as follows:

	Beginning Balance	Additions	Reductions	Ending Balance	Amounts Due Within One Year
Energy performance contract	$ 2,207,691	-	717,619	1,490,072	735,744
Compensated absences	390,109	-	73,868	316,241	-
Net pension liability (asset) proportionate share - TRS	3,594,484	-	13,033,198	(9,438,714)	-
Net pension liability proportionate share - ERS	4,491,463	843,751	-	5,335,214	-
Total OPEB liability	295,742,735	-	36,981,116	258,761,619	-
Total long-term debt	$ 306,426,482	843,751	50,805,801	256,464,432	735,744

Description of Issue	Issue Date	Final Maturity	Interest Rate	Outstanding at June 30, 2025
Energy performance contract	2010	2027	1.5%-3.0%	$ 1,490,072

The following is a summary of debt service requirements:

Year ending	Principal	Interest
2026	$ 735,744	32,813
2027	754,328	14,230
	$ 1,490,072	47,043

Interest on long-term debt for the year ended June 30, 2025 was composed of:

Interest paid	$ 50,939
Less interest accrued in the prior year	(5,303)
Plus interest accrued in the current year	3,416
Total interest expense	$ 49,052

Upon default of the payment of principal or interest on the energy performance contract of the District, the bondholders have the right to litigate and the New York State Comptroller is required under the conditions and to the extent prescribed by Section 99-b of the New York State Finance Law, to withhold state aid and assistance to the District, and to apply the amount so withheld to the payment of defaulted principal and interest with respect to the energy performance contract.

(8) Pension Plans

(a) Plan Descriptions and Benefits Provided

Teachers' Retirement System (TRS)

The District participates in the New York State Teachers' Retirement System (TRS). This is a cost-sharing multiple-employer retirement system. TRS provides retirement benefits as well as death and disability benefits to plan members and beneficiaries as authorized by the Education Law and the Retirement and Social Security Law of the State of New York. TRS is governed by a 10 member Board of Trustees. Benefits are established under New York State Law. Membership is mandatory and automatic for all full-time teachers, teaching assistants, guidance counselors and administrators employed in New York Public Schools and BOCES who elected to participate in TRS. Once a public employer elects to participate in TRS, the election is irrevocable. The State Constitution provides that pension membership is a contractual relationship and plan benefits cannot be diminished or impaired. Benefits can be changed for future members only by enactment of a State statute. Additional information regarding TRS by referring to the NYSSTR Annual Comprehensive Financial Report which can be found on TRS's website at www.nystrs.org.

Employees' Retirement System (ERS)

The District participates in the New York State and Local Employees' Retirement System (ERS). This is a cost-sharing multiple-employer retirement system. ERS provides retirement benefits as well as death and disability benefits. The net position of ERS is held in the New York State Common Retirement Fund (the Fund), which was established to hold all assets and record changes in fiduciary net position allocated to ERS. The Comptroller of the State of New York serves as the trustee of the Fund and is the administrative head of ERS. Benefits are established under the provisions of the New York State Retirement and Social Security Law. Once a public employer elects to participate in ERS, the election is irrevocable. The New York State Constitution provides that pension membership is a contractual relationship and plan benefits cannot be diminished or impaired. Benefits can be changed for future members only by enactment of a State statute. The District also participates in the Public Employees Group Life Insurance Plan (GLIP), which provides death benefits in the form of life insurance. GLIP amounts are appointed to and included in ERS. ERS is included in the State's financial report as a pension trust fund. That report, including information with regard to benefits provided, may be found at www.osc.ny.gov/retirement/resources/financial-statements-and-supplementary-information.

(8) Pension Plans, Continued

(a) Plan Descriptions and Benefits Provided, Continued
Employees' Retirement System (ERS), Continued

The systems are noncontributory except for employees who joined after July 27, 1976, who contribute 3% of their salary for the first ten years of membership, and employees who joined on or after January 1, 2010 who generally contribute 3% to 5% of their salary for their entire length of service. In addition, employee contribution rates under ERS tier VI vary based on a sliding salary scale.

For ERS, the Comptroller annual certifies the actuarially determined rates expressly used in computing the employers' contributions based on salaries paid during the ERS' fiscal year ending March 31. For TRS, contribution rates are established annually by the New York State Teachers' Retirement Board pursuant to Article 11 of the Education law.

(b) Pension Asset/Liability, Pension Expense, and Deferred Outflows of Resources and Deferred Inflows of Resources Related to the Pensions

At June 30, 2025, the District reported the following asset/liability for its proportionate share of TRS and ERS. The net pension asset/liability were measured as of March 31, 2025 for ERS and June 30, 2024 for TRS. The total pension asset/liability used to calculate the respective net pension asset/liability was determined by an actuarial valuation. The District's proportion of the respective net pension asset/liability was based on a projection of the District's long-term share of contributions to TRS and ERS relative to the projected contributions of all participating members, actuarially determined. This information was provided by ERS and TRS in reports provided to the District.

	ERS	TRS
Measurement date	March 31, 2025	June 30, 2024
Actuarial valuation date	April 1, 2024	June 30, 2023
Net pension asset (liability)	$ (5,335,214)	9,438,714
District's proportion of the Plan's net pension asset (liability)	0.0311169%	0.316352%
Change in proportionate share	0.0006126	0.002035

(8) Pension Plans, Continued

(b) Pension Liabilities, Pension Expense, and Deferred Outflows of Resources and Deferred Inflows of Resources Related to Pensions, Continued

For the year ended June 30, 2025, the District's recognized pension expense of $1,496,996 for ERS and $5,247,855 for TRS in the statement of activities. At June 30, 2025, the District's reported deferred outflows of resources and deferred inflows of resources related to pensions from the following sources:

	Deferred Outflows of Resources		Deferred Inflows of Resources	
	ERS	TRS	ERS	TRS
Differences between expected and actual experience	$ 1,324,236	10,163,761	62,465	-
Changes of assumptions	223,748	5,646,264	-	949,754
Net difference between projected and actual investment earnings on pension plan investments	418,586	-	-	10,487,215
Changes in proportion and differences between the District's contributions and proportionate share of contributions	703,002	399,944	-	180,123
District's contributions subsequent to the measurement date	428,576	6,234,421	-	-
Total	$ 3,098,148	22,444,390	62,465	11,617,092

District contributions subsequent to the measurement date will be recognized as a reduction of the net pension asset/liability in the year ending June 30, 2026. Other amounts reported as deferred outflows of resources and deferred inflows of resources related to the pensions will be recognized as follows:

Year ending	ERS	TRS
2026	$ 1,202,986	(4,782,813)
2027	1,588,925	11,619,254
2028	(292,164)	(1,836,810)
2029	107,360	(2,082,159)
2030	-	1,209,672
Thereafter	-	465,733
	$ 2,607,107	4,592,877

(8) Pension Plans, Continued

(c) Actuarial Assumptions, Continued

	ERS	TRS
Measurement date	March 31, 2025	June 30, 2024
Actuarial valuation date	April 1, 2024	June 30, 2023
Investment rate of return (net of investment expense, including inflation)	5.90%	6.95%
Salary scale	4.30%	1.95% - 5.18%
Cost of living adjustments	1.50%	1.30%
Inflation rate	2.90%	2.40%

For ERS, demographic assumptions used in the April 1, 2024 actuarial valuation are based on the results of an actuarial experience study completed April 1, 2020. Demographic assumptions are primarily based on System experience over the period April 1, 2015 - March 31, 2020. Annuitant mortality rates are adjusted to incorporate mortality improvements under the Society of Actuaries' Scale MP-2021. For TRS, annuitant and active mortality rates are based on plan member experience, with adjustments for mortality improvements based on Society of Actuaries' Scale MP-2021, applied on a generational basis. The demographic actuarial assumptions and the salary scale are based on the results of an actuarial experience study for the period July 1, 2015 to June 30, 2020. TRS runs one-year and five-year experience studies annually in order to gauge the appropriateness of the assumptions.

The long-term rate of return on pension plan investments was determined in accordance with Actuarial Standard of Practice (ASOP) No. 27, Selections of Economic Assumptions for Measuring Pension Obligations and generally accepted accounting principles. ASOP No. 27 provides guidance on the selection of an appropriate assumed investment rate of return. Consideration was given to expected future real rates of return (expected returns, net of pension plan investment expense and inflation) for each major asset class as well as historical investment data and plan performance.

The long-term expected real rates of return are presented by asset allocation classification. Best estimates of the arithmetic real rates of return for each major asset class included in the target asset allocation as of the measurement date are summarized in the following table:

(8) Pension Plans, Continued

(c) Actuarial Assumptions, Continued

	ERS		TRS	
Asset class	Target allocation	Long-term expected real rate of of return	Target allocation	Long-term expected real rate of return
Domestic equity	25%	3.54%	33%	6.60%
International equity	14%	6.57%	15%	7.40%
Real estate equity	-	-	11%	6.30%
Global equity	-	-	4%	6.90%
Domestic fixed income	-	-	16%	2.60%
Global bonds	-	-	2%	2.50%
High-yield bonds	-	-	1%	4.80%
Real estate debt	-	-	6%	3.90%
Real estate	12%	4.95%	-	-
Private equity	15%	7.25%	9%	10.00%
Private debt	-	-	2%	5.90%
Real assets	4%	5.55%	-	-
Fixed income	22%	2.00%	-	-
Opportunistic/ARS portfolio	3%	5.25%	-	-
Credit	4%	5.40%	-	-
Cash and equivalents	1%	0.25%	1%	0.50%
	100%		100%	

* For ERS, the real rates of return are net of a long-term inflation assumption of 2.9%. For TRS, the real rates of return are net of pension plan investment expenses and long-term inflation expectations.

(d) Discount Rate

The discount rate used to calculate the total pension asset/liability was 5.9% for ERS and 6.95% for TRS. The projection of cash flows used to determine the discount rate assumed that contributions from plan members will be made at the current contribution rates and that contributions from employers will be made at statutorily required rates, actuarially determined. Based upon those assumptions, the Systems' fiduciary net position was projected to be available to make all projected future benefit payments of current plan members. Therefore, the long-term expected rate of return on pension plan investments was applied to all periods of projected benefit payments to determine the total pension asset/liability.

(8) Pension Plans, Continued

(e) Sensitivity of the Proportionate Share of the Net Pension Asset/Liability to the Discount Rate

The following presents the District's proportionate share of the ERS and TRS net pension asset/liability calculated using the discount rates referred to above, as well as what the District's proportionate share of the net pension asset/liability would be if it were calculated using a discount rate that is 1-percentage point lower or 1-percentage point higher than the current discount rates referred to above:

ERS	1% Decrease (4.9%)	Current Discount (5.9%)	1% Increase (6.9%)
Employer's proportionate share of the net pension asset (liability)	$ (15,440,782)	(5,335,214)	3,102,941

TRS	1% Decrease (5.95%)	Current Discount (6.95%)	1% Increase (7.95%)
Employer's proportionate share of the net pension asset (liability)	$ (43,597,964)	9,438,714	54,043,983

(f) Pension Plan Fiduciary Net Position

The components of the current year net pension asset/liability of the participating employers as of the respective measurement dates, were as follows:

	(Dollars in Millions)	
	ERS	TRS
Measurement date	March 31, 2025	June 30, 2024
Employers' total pension liability	$ (247,600)	(142,838)
Plan net position	230,454	145,821
Employers' net pension asset (liability)	$ (17,146)	2,983
Ratio of plan net position to the employers' total pension liability	93.08%	102.10%

(g) Contributions to the Pension Plans

ERS employer contributions are paid annually based on the System's fiscal year which ends on March 31st. Accrued retirement contributions as of June 30, 2025 represent the projected employer contribution for the period of April 1, 2025 through June 30, 2025 based on paid ERS wages multiplied by the employer's contribution rate, by tier. Accrued retirement contributions as of June 30, 2025 amounted to $428,576. This amount has been recorded as a liability in the governmental fund statements and in the statement of net position. Retirement contributions paid to ERS for the year ended June 30, 2025 were $1,720,286.

(8) Pension Plans, Continued

(g) Contributions to the Pension Plans, Continued

TRS employer and employee contributions for the year ended June 30, 2025 are paid to the TRS in September, October and November 2025 through a state aid intercept. Accrued retirement contributions as of June 30, 2025 represent employee and employer contributions for the fiscal year ended June 30, 2025 based on paid TRS wages multiplied by the employer's contribution rate, by tier, and employee contributions for the fiscal year as reported to the TRS system. Accrued employer retirement contributions to TRS as of June 30, 2025 amounted to $6,886,930, including employees' share. The accrued contributions have been recorded as a liability in the governmental fund statements and in the statement of net position. Retirement contributions paid to TRS for the year ended June 30, 2025 were $6,234,421.

(9) Interfund Balances and Activities

	Interfund		Interfund	
	Receivable	Payable	Transfers in	Transfers out
General fund	$ -	5,366,518	-	189,105
Special aid fund	-	2,108,152	189,105	-
School lunch service fund	560,063	-	-	-
Capital projects fund	5,368,960	5,915	-	-
Debt service fund	1,551,562	-	-	-
Totals	$ 7,480,585	7,480,585	189,105	189,105

The District typically transfers from the General Fund to the Special Aid Fund, for the District's share of the Summer School Handicapped Program.

The District typically loans resources between funds for the purpose of mitigating the effects of transient cash flow issues.

(10) Other Postemployment Benefits (OPEB)

(a) Plan Description and Benefits

The District's defined benefit OPEB plan, provides OPEB for all permanent full-time general and public safety employees of the District. The plan is a single-employer defined benefit OPEB plan administered by the District. Article 11 of the State Compiled Statues grants the authority to establish and amend the benefit terms and financing requirements to the District Board.

The District provides healthcare and life insurance benefits for retirees and their dependents. The benefit terms are dependent on which contract each employee falls under. The specifics of each contract are on file at the District offices and are available upon request.

(10) Other Postemployment Benefits (OPEB), Continued

(b) Employees Covered by Benefit Terms

At the July 1, 2023 valuation date, the following employees were covered by the benefit terms:

Inactive employees or beneficiaries currently receiving benefit payments	820
Active employees	606
Total	1,426

(c) Total OPEB Liability

The District's total OPEB liability of $258,761,619 was measured as of June 30, 2025, and was determined by an actuarial valuation as of July 1, 2023. There are no assets accumulated in a trust that meet the criteria in GASB Statement No. 75, paragraph 4.

(d) Actuarial Assumptions and Other Inputs

The total OPEB liability at the June 30, 2025 measurement date was determined using the following actuarial assumptions and other inputs, applied to all periods included in the measurement, unless otherwise specified:

Salary increases including inflation	2.40%
Discount rate	5.20%
Actuarial cost method	Entry age normal

The discount rate was based on the Bond Buyer General Obligation 20-Bond Municipal Index.

The actuarial assumptions used in the valuation were based on standard tables modified for certain plan features such as eligibility for full and early retirement where applicable and input from the plan sponsor.

The District recognizes the cost of providing health insurance annually as expenditures in the General Fund of the funds financial statements as payments are made. For the year ended June 30, 2025 the District recognized $9,031,263 for its share of insurance costs for currently enrolled retirees.

(10) Other Postemployment Benefits (OPEB), Continued

(e) Changes in the Total OPEB Liability

Balance as of June 30, 2024	$ 295,742,735
Changes for the year:	
Service cost	9,028,033
Interest	11,801,737
Changes of assumptions	(48,779,623)
Benefit payments	(9,031,263)
Net changes	(36,981,116)
Balance as of June 30, 2025	$ 258,761,619

(f) Sensitivity of the Total OPEB Liability to Changes in the Discount Rate

The following presents the total OPEB liability of the District, as well as what the District's total OPEB liability would be if it were calculated using a discount rate that is 1-percentage point lower or 1-percentage point higher that the current discount rate:

	1% Decrease (4.20%)	Current Discount Rate (5.20%)	1% Increase (6.20%)
Total OPEB liability	$ 296,087,048	258,761,619	228,109,327

(g) Sensitivity of the Total OPEB Liability to Changes in the Healthcare Cost Trend Rates

The following presents the total OPEB liability of the District, as well as what the District's total OPEB liability would be if it were calculated using healthcare cost trend rates that are 1-percentage point lower or 1-percentage point higher that the current discount rate:

	1% Decrease	Current Trend Rate	1% Increase
Total OPEB liability	$ 220,762,049	258,761,619	306,473,624

(10) Other Postemployment Benefits (OPEB), Continued

(h) OPEB Expense and Deferred Outflows of Resources and Deferred Inflows of Resources Related to OPEB

For the year ended June 30, 2025, the District recognized OPEB expense of $9,360,447. On June 30, 2025, the District reported deferred outflows of resources and deferred inflows of resources related to OPEB from the following sources:

	Deferred Outflows of Resources	Deferred Inflows of Resources
Difference between expected and actual experience	$ 11,774,891	10,840,360
Changes of assumptions or other inputs	7,263,585	54,703,363
Total	$ 19,038,476	65,543,723

Amounts reported as deferred outflows of resources and deferred inflows of resources related to OPEB will be recognized in the OPEB expense as follows:

Year ending	
2026	$ (12,026,386)
2027	(14,355,675)
2028	(7,661,678)
2029	(8,026,995)
2030	(4,434,513)
	$ (46,505,247)

(11) Risk Management

(a) General

The District is exposed to various risks of loss related to torts; theft of, damage to, and destruction of assets; errors and omissions; certain health claims; and natural disasters. These risks are covered by commercial insurance purchased from independent third parties. Settled claims from these risks have not exceeded commercial insurance coverage for the past two years.

(b) Consortiums and Self Insured Plans

The District participates in the Rockland School Cooperative Workers' Compensation Self-Insurance Plan (the Plan), a risk-sharing pool, to insure workers' compensation claims. This is a public entity risk pool created under Article 5 of the Workers' Compensation Law, to finance liability and risks related to workers' compensation claims. Plan members are subject to a supplemental assessment in the event of deficiencies. If the plan's assets were to be exhausted, members would be responsible for the Plan's liabilities.

(11) Risk Management, Continued

The most recently issued report for the Plan is for June 30, 2024. As of June 30, 2024, the Plans' total plan benefit obligations were $17,489,234. The net Plan assets available for Plan benefits were $23,332,410. During the year ended June 30, 2025, the District's contribution to the Plan was $155,517. Based on the June 30, 2024 report, the District's portion is undeterminable and is considered immaterial.

(12) Certain Risk Disclosures

(a) Concentration - Workforce Covered by Collective Bargaining Agreements

The District's workforce has collective bargaining agreements which dictate employment terms including payroll and related expenditures as well as benefits. The collective bargaining agreements are maintained by the District and available upon request.

(b) Constraints

(i) Limitations on Raising Revenue

The District's ability to raise revenue through property taxes is subject to Article VIII of the New York State Constitution and the Real Property Tax Law, including the property tax levy limit (tax cap) imposed by Chapter 97 of the Laws of 2011. The annual increase in the property tax levy cannot exceed the lesser of 2% or change in the consumer price index, unless approved by a 60% supermajority of the taxpayers.

(ii) Limitations on Spending

Expenditures must be authorized in accordance with the annual budget adopted by the District, pursuant to New York State General Municipal Law (GML) and local charter provisions. The District may not incur expenditures in excess of appropriations, except for legally authorized emergency expenditures.

(iii) Limitations on the Incurrence of Debt

The District is subject to a constitutional debt limit, which is 10% of the full value on the most recent tax roll. The debt limit for may be exceeded if authorized by 60% of the voters and approved by the Board of Regents and the New York State Comptroller. All borrowings must be approved by a majority vote of the District's residents at a public referendum.

(13) Commitments and Contingencies

(a) Tax Abatements

As of June 30, 2025 the District abatement programs include abatements on property taxes. All abatement agreements are made by the County of Rockland Industrial Development Agency (the Agency).

(13) Commitments and Contingencies, Continued

(a) Tax Abatements, Continued

All property tax abatements are performed through Payment in Lieu of Tax (PILOT) agreements made by the Agency. The PILOT agreements are made to support hotels, housing and retail operations. Total taxes abated by the Agency for the year ended June 30, 2025 were $2,754,531. Taxes abated by category for the year ended is as follows:

Hotels	$ 43,385
Retail	348,275
Housing	2,362,871
Total	$ 2,754,531

(b) Grants

The District has received grants, which are subject to audit by agencies of the State and Federal governments. Such audits may result in disallowances and a request for a return of funds to the Federal and State governments. The District' administration believes that disallowances, if any, would be immaterial.

(c) Litigation

Counsel for the District has indicated that there are ongoing tax certiorari proceedings involving the District, but it is impossible to determine at this time the extent of the liability for all proceedings of the District with respect to these cases. Any such reduction in assessed value of property may result in the District being required to refund taxes collected in prior years. Such refunds, if any, will be provided for in the annual budgets in the years in which payments are due. The District has also reserved $21,197,980 at June 30, 2025 to fund any required repayments.

(14) Accounting Standards Issued But Not Yet Implemented

GASB has issued the following pronouncements which will be implemented in the years required. The effects of the implementation of the pronouncements are not known at this time.

Statement No. 103 - Financial Reporting Model Improvements. Effective for fiscal years beginning after June 15, 2025.

Statement No. 104 - Disclosure of Certain Capital Assets. Effective for fiscal years beginning after June 15, 2025.

REQUIRED SUPPLEMENTARY INFORMATION

SUFFERN CENTRAL SCHOOL DISTRICT
Required Supplementary Information
Schedule of Revenue, Expenditures and Changes in Fund Balance -
Budget and Actual - General Fund
Year ended June 30, 2025

	Original Budget	Final Budget	Actual (Budgetary Basis)	Final Budget Variance With Budgetary Actual
Revenue:				
Real property taxes	$ 117,962,761	117,962,761	113,002,053	(4,960,708)
Other tax items	2,103,457	2,103,457	1,474,429	(629,028)
School tax relief - STAR	-	-	4,868,188	4,868,188
Charges for services	131,250	131,250	255,703	124,453
Use of money and property	2,400,000	2,400,000	4,840,430	2,440,430
Sale of property and compensation for loss	-	-	68,863	68,863
Miscellaneous	1,335,834	1,372,982	1,483,297	110,315
State sources	37,280,447	37,280,447	37,577,049	296,602
Federal sources	-	-	235,552	235,552
Total revenue	$ 161,213,749	161,250,897	163,805,564	2,554,667

(Continued)

SUFFERN CENTRAL SCHOOL DISTRICT
Required Supplementary Information
Schedule of Revenue, Expenditures and Changes in Fund Balance -
Budget and Actual - General Fund, Continued

	Original Budget	Final Budget	Actual (Budgetary Basis)	Year-End Encumbrances	Final Budget Variance With Budgetary Actual and Encumbrances
Expenditures:					
General support:					
Board of Education	$ 259,383	278,349	224,429	28,048	25,872
Central administration	605,774	617,863	614,092	3,771	-
Finance	1,327,282	1,374,363	1,178,352	61,208	134,803
Staff	2,262,209	2,329,659	2,376,756	-	(47,097)
Central services	11,905,959	13,737,632	10,828,160	2,115,897	793,575
Special items	1,833,211	1,858,853	1,750,966	15,704	92,183
Instruction:					
Instruction, administration	5,965,391	6,029,368	5,652,832	49,222	327,314
Teaching - regular school	49,444,600	50,831,452	49,669,943	280,958	880,551
Programs for children with handicapping conditions	24,288,014	26,352,957	24,324,324	2,028,633	-
Occupational education	500,000	500,000	1,278,911	-	(778,911)
Pupil services	6,484,655	7,147,204	6,981,730	165,474	-
Teaching - special schools	-	17,712	48,256	-	(30,544)
Instructional media	927,887	942,485	760,655	23,532	158,298
Pupil transportation	14,665,095	15,809,818	13,193,154	763,147	1,853,517
Employee benefits	38,579,732	38,950,963	38,651,362	123,063	176,538
Debt service:					
Principal	1,122,697	1,122,697	717,619	-	405,078
Interest	151,860	151,860	50,939	-	100,921
Total expenditures	160,323,749	168,053,235	158,302,480	5,658,657	4,092,098
Other financing uses - operating transfers out	3,990,000	3,990,000	189,105	-	3,800,895
Total expenditures and other financing uses	164,313,749	172,043,235	158,491,585	5,658,657	7,892,993
Net change in fund balance	$ (3,100,000)	(10,792,338)	5,313,979		
Fund balance at beginning of year			48,712,891		
Fund balance at end of year			$ 54,026,870		

Budget Basis of Accounting

Budgets are adopted on the modified accrual basis of accounting consistent with accounting principles generally accepted in the United States of America.

SUFFERN CENTRAL SCHOOL DISTRICT
Required Supplementary Information
Schedule of Changes in the District's
Total OPEB Liability and Related Ratios
June 30, 2025

	2025	2024	2023	2022	2021	2020
Service cost	$ 9,028,033	9,804,900	8,694,569	10,161,059	11,072,701	8,540,897
Interest	11,801,737	10,604,776	9,496,992	6,721,802	6,616,805	9,158,924
Effect of plan changes	-	(6,063,267)	-	-	-	-
Changes of demographic gains or losses	-	17,277,912	-	(31,488,660)	-	3,331,667
Changes of assumptions	(48,779,623)	(12,225,765)	11,179,710	(19,294,169)	2,470,655	21,596,033
Benefit payments	(9,031,263)	(8,707,447)	(7,736,100)	(7,394,583)	(7,517,682)	(7,340,158)
Net change in total OPEB liability	(36,981,116)	10,691,109	21,635,171	(41,294,551)	12,642,479	35,287,363
Total OPEB liability - beginning	295,742,735	285,051,626	263,416,455	304,711,006	292,068,527	256,781,164
Total OPEB liability - ending	$258,761,619	295,742,735	285,051,626	263,416,455	304,711,006	292,068,527
Covered payroll	$ 65,564,676	65,564,676	61,093,324	61,093,324	59,315,258	59,315,258
Total OPEB liability as a percentage of covered payroll	394.67%	451.07%	466.58%	431.17%	513.71%	492.40%

Notes to schedule:

Changes of assumptions - Changes of assumptions and other inputs reflect the effects of changes in the discount rate each period. The following are the discount rates used in each period:

2025	2024	2023	2022	2021	2020
5.20%	3.93%	3.65%	2.16%	3.54%	2.21%

This schedule is presented to illustrate the requirement to show information for 10 years. However, until a full 10-year trend is compiled, the District should present information for those years for which information is available.

There are no assets accumulated in a trust that meets the criteria in GASB Statement No. 75, paragraph 4.

SUFFERN CENTRAL SCHOOL DISTRICT
Required Supplementary Information
Schedule of the District's Proportionate Share of the Net Pension Asset/Liability
Year ended June 30, 2025

TRS System - Asset (Liability)	2025	2024	2023	2022	2021	2020	2019	2018	2017	2016
The District's proportion of the net pension asset (liability)	0.316352%	0.314317%	0.314954%	0.325165%	0.317804%	0.318328%	0.320309%	0.319945%	0.317550%	0.313791%
The District's proportionate share of the net pension asset (liability)	$ 9,438,714	(3,594,484)	(6,043,624)	56,348,025	(8,782,000)	8,270,000	5,792,000	2,432,000	(3,401,000)	32,593,000
The District's covered payroll	$61,665,888	60,402,848	58,051,641	55,795,380	55,191,000	53,134,000	52,175,000	50,701,000	49,001,000	47,136,000
The District's proportionate share of the net pension asset/liability as a percentage of covered payroll	15.31%	5.95%	10.41%	100.99%	15.91%	15.56%	11.10%	4.80%	6.94%	69.15%
Plan fiduciary net position as a percentage of the total pension asset/liability	102.10%	99.20%	98.60%	113.25%	97.80%	102.17%	100.53%	100.66%	99.01%	110.46%

ERS System - Asset (Liability)										
The District's proportion of the net pension asset (liability)	0.0311169%	0.0305043%	0.0282669%	0.0274185%	0.0273319%	0.0286310%	0.0290565%	0.0285930%	0.0287700%	0.0305000%
The District's proportionate share of the net pension asset (liability)	$ (5,335,214)	(4,491,463)	(6,061,553)	2,241,353	(27,215)	(7,431,000)	(2,059,000)	(923,000)	(2,704,000)	(4,895,000)
The District's covered payroll	$12,342,632	11,471,110	11,300,297	9,693,801	9,629,000	8,992,000	8,992,000	8,461,000	8,618,000	8,449,000
The District's proportionate share of the net pension asset/liability as a percentage of covered payroll	43.23%	39.15%	53.64%	23.12%	0.28%	82.64%	22.90%	10.91%	31.38%	57.94%
Plan fiduciary net position as a percentage of the total pension asset/liability	93.08%	93.88%	90.78%	103.65%	99.95%	86.39%	86.27%	98.24%	94.70%	90.70%

SUFFERN CENTRAL SCHOOL DISTRICT
Required Supplementary Information
Schedule of the District's Pension Contributions
Year ended June 30, 2025

TRS System	2025	2024	2023	2022	2021	2020	2019	2018	2017	2016
Contractually required contribution	$ 6,234,421	5,895,318	5,973,514	5,467,947	5,260,000	4,779,000	5,305,000	5,258,000	5,917,000	6,528,000
Contribution in relation to the contractually required contribution	6,234,421	5,895,318	5,973,514	5,467,947	5,260,000	4,779,000	5,305,000	5,258,000	5,917,000	6,528,000
Contribution deficiency (excess)	$ -	-	-	-	-	-	-	-	-	-
District's covered payroll	$ 61,665,888	60,402,848	58,051,641	55,795,380	55,191,000	53,134,000	52,175,000	50,701,000	49,001,000	47,136,000
Contribution as a percentage of covered payroll	10.11%	9.76%	10.29%	9.80%	9.53%	8.99%	10.17%	10.37%	12.08%	13.85%
ERS System										
Contractually required contribution	$ 1,720,286	1,513,956	1,280,203	1,449,892	1,570,000	1,358,000	1,175,000	1,296,000	1,338,000	1,604,000
Contribution in relation to the contractually required contribution	1,720,286	1,513,956	1,280,203	1,449,892	1,544,000	1,175,000	1,175,000	1,296,000	1,338,000	1,604,000
Contribution deficiency (excess)	$ -	-	-	-	26,000	183,000	-	-	-	-
District's covered payroll	$ 12,342,632	11,471,110	11,300,297	9,693,801	9,629,000	8,992,000	8,992,000	8,461,000	8,618,000	8,449,000
Contribution as a percentage of covered payroll	13.94%	13.20%	11.33%	14.96%	16.03%	13.07%	13.07%	15.32%	15.53%	18.98%

OTHER SUPPLEMENTARY INFORMATION

SUFFERN CENTRAL SCHOOL DISTRICT
Other Supplementary Information
Schedule of Change from Adopted Budget to Final Budget and
the Real Property Tax Law Limit - General Fund
Year ended June 30, 2025

Change from adopted budget to final budget:		
Original budget		$ 164,313,749
Add budget revisions		1,362,344
Add prior year's encumbrances		6,367,142
Final budget		$ 172,043,235
Section 1318 of Real Property Tax Law Limit Calculation		
2025-2026 expenditure budget		$ 170,525,199
Maximum allowed 4% of 2025-2026 budget		$ 6,821,008
General fund fund balance subject to Section 1318 of Real Property Tax Law*:		
Unrestricted fund balance:		
Encumbrances	$ 5,658,657	
Appropriated fund balance	3,100,000	
Unassigned fund balance	6,818,748	
Total unrestricted fund balance		15,577,405
Less:		
Encumbrances	5,658,657	
Appropriated fund balance	3,100,000	
Total adjustments		8,758,657
General fund fund balance subject to Section 1318 of Real Property Tax Law		$ 6,818,748
Actual percentage		4.00%

* Per Office of the State Comptroller's "Fund Balance Reporting and Governmental Fund Type Definitions," updated April 2011 (originally issued November 2010), the portion of [general fund] fund balance subject to Section 1318 of the Real Property Tax Law is: unrestricted fund balance (i.e., the total of the committed, assigned, and unassigned classifications), minus appropriated fund balance, amounts reserved for insurance recovery, amounts reserved for tax reduction, and encumbrances included in committed and assigned fund balance.

SUFFERN CENTRAL SCHOOL DISTRICT
Other Supplementary Information
Schedule of Project Expenditures - Capital Projects Fund
Year ended June 30, 2025

			Expenditures				Methods of Financing				
Project Title	Original Appropriation	Revised Appropriation	Prior Years	Current Year	Total	Unexpended Balance	Proceeds of Obligations	State and Federal Aid	Local Sources	Total	Fund Balance (Deficit) 6/30/2025
SHS Chiller Pump	$ 110,000	166,000	165,203	-	165,203	797	-	-	166,000	166,000	797
SHS Library Roof	483,270	483,270	358,026	-	358,026	125,244	-	-	483,270	483,270	125,244
SMS Challenge Course	269,000	269,000	348,358	-	348,358	(79,358)	-	-	269,000	269,000	(79,358)
SMS Track	452,900	452,900	371,405	-	371,405	81,495	-	-	452,900	452,900	81,495
Sloatsburg Transformer	412,500	144,500	112,400	-	112,400	32,100	-	-	144,500	144,500	32,100
SMS Bleachers	324,500	349,500	394,677	-	394,677	(45,177)	-	-	349,500	349,500	(45,177)
SMS Fire Alarm	581,500	581,340	480,389	-	480,389	100,951	-	-	581,340	581,340	100,951
RPC Front Entrance	322,900	322,900	23,525	-	23,525	299,375	-	-	322,900	322,900	299,375
SHS Front Entrance	746,450	746,450	56,650	-	56,650	689,800	-	-	746,450	746,450	689,800
Viola Front Entrance	391,950	366,950	29,213	-	29,213	337,737	-	-	366,950	366,950	337,737
SMS Façade Phase I	98,000	86,192	85,192	-	85,192	1,000	-	-	86,192	86,192	1,000
SMS Façade Phase II	550,000	550,000	719,397	-	719,397	(169,397)	-	-	601,635	601,635	(117,762)
Districtwide Fire Alarm	750,000	750,000	1,027,929	183,491	1,211,420	(461,420)	-	-	750,000	750,000	(461,420)
Districtwide LED Lighting	1,500,000	1,500,000	731,131	-	731,131	768,869	-	-	1,500,000	1,500,000	768,869
SMS Gym Roof	300,000	300,000	343,273	-	343,273	(43,273)	-	-	300,000	300,000	(43,273)
Sloatsburg Library Roof	250,000	250,000	219,952	-	219,952	30,048	-	-	250,000	250,000	30,048
Cherry Lane Roof	830,000	830,000	688,161	-	688,161	141,839	-	-	830,000	830,000	141,839
RP Connor Boiler	2,912,000	3,912,000	2,022,607	1,258,496	3,281,103	630,897	-	-	5,612,000	5,612,000	2,330,897
Suffern Middle School Roof	1,070,000	1,070,000	1,209,320	-	1,209,320	(139,320)	-	-	1,870,000	1,870,000	660,680
SMS Roof Restorations	550,400	550,400	44,506	353,104	397,610	152,790	-	-	550,400	550,400	152,790
SHS Roof Restorations	1,558,800	1,558,800	118,379	1,067,479	1,185,858	372,942	-	-	1,558,800	1,558,800	372,942
Total	$ 14,464,170	15,240,202	9,549,693	2,862,570	12,412,263	2,827,939	-	-	17,791,837	17,791,837	5,379,574

SUFFERN CENTRAL SCHOOL DISTRICT
Other Supplementary Information
Net Investment in Capital Assets
June 30, 2025

Capital assets, net		$ 40,691,390
Deduct:		
Short-term portion of bonds payable	$ 735,744	
Long-term portion of bonds payable	754,328	1,490,072
Net investment in capital assets		$ 39,201,318

EFPR GROUP, CPAs PLLC
Certified Public Accountants

6390 Main Street, Suite 200
Williamsville, New York 14221

P 716.634.0700
TF 800.546.7556
W EFPRadvisory.com

INDEPENDENT AUDITORS' REPORT ON INTERNAL CONTROL OVER FINANCIAL REPORTING AND ON COMPLIANCE AND OTHER MATTERS BASED ON AN AUDIT OF FINANCIAL STATEMENTS PERFORMED IN ACCORDANCE WITH GOVERNMENT AUDITING STANDARDS

The Board of Education
Suffern Central School District:

We have audited, in accordance with the auditing standards generally accepted in the United States of America and the standards applicable to financial audits contained in Government Auditing Standards, issued by the Comptroller General of the United States, the financial statements of the governmental activities, each major fund and the aggregate remaining fund information of the Suffern Central School District (the District) as of and for the year ended June 30, 2025, and the related notes to the financial statements, which collectively comprise the District's basic financial statements, and have issued our report thereon dated October 14, 2025.

Report on Internal Control Over Financial Reporting

In planning and performing our audit of the financial statements, we considered the District's internal control over financial reporting (internal control) to determine the audit procedures that are appropriate in the circumstances for the purpose of expressing our opinions on the financial statements, but not for the purpose of expressing an opinion on the effectiveness of the District's internal control. Accordingly, we do not express an opinion on the effectiveness of the District's internal control.

A deficiency in internal control exists when the design or operation of a control does not allow management or employees, in the normal course of performing their assigned functions, to prevent or detect and correct misstatements, on a timely basis. A material weakness is a deficiency, or a combination of deficiencies, in internal control, such that there is a reasonable possibility that a material misstatement of the District's financial statements will not be prevented, or detected and corrected, on a timely basis. A significant deficiency is a deficiency, or a combination of deficiencies, in internal control that is less severe than a material weakness, yet important enough to merit attention by those charged with governance.

Our consideration of the internal control was for the limited purpose described in the first paragraph of this section and was not designed to identify all deficiencies in internal control that might be material weaknesses or significant deficiencies and therefore, material weaknesses or significant deficiencies may exist that were not identified. Given these limitations, during our audit we did not identify any deficiencies in internal control that we consider to be material weaknesses. We identified a certain deficiency in internal control, described in the accompanying schedule of findings and responses as item 2025-001 that we consider to be a significant deficiency.

Report on Compliance and Other Matters

As part of obtaining reasonable assurance about whether the District financial statements are free from material misstatement, we performed tests of its compliance with certain provisions of laws, regulations, contracts, and grant agreements, noncompliance with which could have a direct and material effect on the of financial statements. However, providing an opinion on compliance with those provisions was not an objective of our audit, and accordingly, we do not express such an opinion. The results of our tests disclosed no instances of noncompliance or other matters that are required to be reported under Government Auditing Standards.

The District's Response to Finding

Government Auditing Standards requires the auditor to perform limited procedures on the District's response to the finding identified in our audit and described in the accompanying schedule of findings and responses. The District's response was not subjected to the other auditing procedures applied in the audit of the financial statements and, accordingly, we express no opinion on the response.

Purpose of the Report

The purpose of this report is solely to describe the scope of our testing of internal control and compliance and the results of that testing, and not to provide an opinion on the effectiveness of the entity's internal control or on compliance. This report is an integral part of an audit performed in accordance with Government Auditing Standards in considering the District's internal control and compliance. Accordingly, this communication is not suitable for any other purpose.

EFPR Group, CPAs, PLLC

Williamsville, New York
October 14, 2025

(2025-001) Significant Audit Adjusting Journal Entries

Criteria - Management is responsible for maintaining accurate accounting records.

Condition - The accounting records did not accurately reflect appropriate balances for several asset and liability accounts across multiple funds.

Cause - The District did not reconcile all year-end asset and liability accounts.

Effect of Condition - Seven audit adjusting journal entries amounting to $5,037,008 across all funds were required in order to correct the balances of the accounting records of the District.

Repeat finding - This is a repeat finding of item 2024-001 as reported for the year ended June 30, 2024.

Recommendation - We recommend that significant asset and liability accounts be reconciled at year-end to ensure accounting records accurately reflect appropriate balances.

Views of Responsible Officials and Planned Corrective Actions - See accompanying Corrective Action Plan provided by management on page 63.

SUFFERN CENTRAL SCHOOL DISTRICT

Status of Prior Year Audit Findings

Year ended June 30, 2025

Reference: 2024-001

Criteria - Management is responsible for maintaining accurate accounting records. Five audit adjusting journal entries amounting to $3,700,401 across all funds were required in order to correct the balances of the accounting records of the District.

Status - This finding was repeated as finding 2025-001 in the current year.

SUFFERN CENTRAL SCHOOL DISTRICT

Corrective Action Plan

Year ended June 30, 2025

Name of Auditee: Suffern Central School District

Name of Audit Firm: EFPR Group, CPAs, PLLC

Period Covered by the Audit: Year ended June 30, 2025

CAP Prepared by: William S. Castellane, Assistant Superintendent for Finance and Business Operations

Phone: 845-357-7783

(A) Current Finding on the Schedule of Findings and Responses

(1) Audit Finding 2025-001 - Significant Audit Adjusting Journal Entries

(a) Comments on the finding and recommendation: The District agrees with the finding. The District also agrees with the recommendation. See below for actions taken.

(b) Actions Taken: Management will reconcile significant asset and liability accounts at year end to ensure accounting records accurately reflect appropriate balances.

(c) Anticipated Completion Date: Management anticipates this finding will be resolved by June 30, 2026.