



Steve Spencer  
Superintendent

Sara LeRoy  
Assistant Superintendent

**2025-2026  
Board of Directors**

Tyler Ferrari  
Deena Loughary  
Rob Ogilvie  
Zach Steele  
Matt Woolsey

Juli Lichtenberger  
Board Secretary

Please join us at our school board meetings. Unless otherwise scheduled the board meets the second and fourth Mondays of the month.

District Office  
Board Room  
6:00 p.m.

***Mission Statement***  
*Dallas School District is centered on students, powered by collaboration, built on equity, and driven by excellence.*

***Our Vision***  
*Each student is known by name, strength, and need – pursuing a life of engagement, innovation, and success.*

***Tagline:***  
*Ask yourself...Is it good for kids?*

Dallas School District  
111 SW Ash Street  
Dallas OR 97338  
503.623.5594 ph

**Agenda  
Board Meeting  
May 11, 2026  
7:00 p.m.**

<https://dsd2-org.zoom.us/j/84855147461>  
**District Office Board Room**

- 1.0 Welcome/Pledge of Allegiance**
- 2.0 Approval of the Agenda**
- 3.0 Good News**
  - 3.1 Welcome Kari Blake who has been hired to fill the Director of Fiscal Services position in July.
  - 3.2 All 5<sup>th</sup> graders went fishing at EE Wilson Pond. It was estimated that over 200 fish were caught. There are many people to thank for their help with this event.
  - 3.3 Whitworth Bike Week is May 11-15. Mr. Button and volunteers will take each for a bike ride through the community.
  - 3.4 Lyle recently launched a social media effort encouraging the community to highlight their staff. It has resulted in many supportive messages.
- 4.0 Student Report – Sofia Lozano**
  - 4.1 Introduction of Madek Noland, 2026-27 Senior Class President
- 5.0 Public Comment**
- 6.0 Announcements** 890
  - 6.1 May & June Calendars
    - 6.1.1 No Board Meeting on May 25, 2026
    - 6.1.2 Next Board Meeting June 8, 2026 at 6:00 p.m.
    - 6.1.3 Long Range Facility Planning/Finance Committee Meeting May 21, 2026 at 5:30 p.m.
- 7.0 Consent Agenda** 892
  - 7.1 Approval of the April 27, 2026 Board Minutes
  - 7.2 Staffing Report
- 8.0 Financial Report – Tami Larson** 897
- 9.0 Secondary Social Studies Curriculum Adoption (Board Action) – Nick Ingalls** 901
- 10.0 Roof Restoration Bid Approval for Whitworth and Dallas High School Stadium (Board Action) – Bob Archer** 916
- 11.0 Discussion Items** 917
  - 11.1 School Board Meeting Schedule for 2026-2027
  - 11.2 End of Year Events

**12.0 Reports**

- 12.1 Dallas High School Stadium Maximum Price Summary
- 12.2 Citizens Oversight Committee Draft Minutes
- 12.3 Enrollment Report
- 12.4 Charter School Enrollment Reports
- 12.5 Charter School Financial Reports
- 12.6 Charter School Minutes and Agendas

**13.0 Adjourn**



## Public Participation in Board Meetings

During each school board meeting, the agenda has been set to include an item titled “Public Comment.” It is during this portion of the agenda the public can comment on any item that is or is not on the agenda.

Because of the nature of the Board’s work, it is typical that the Board will hear from a patron. Public participation is a time for the Board to listen, not a time for discussion or responding to questions, as the Board needs adequate time to process the information received to ensure proper steps are taken going forward. The Board may direct questions to district administrative staff to respond to after the meeting. If input is given related to an action item later in the agenda, the Board will use the input during their discussion or deliberation of that specific item. Public comment during a board meeting is limited to 5 minutes for each individual.

The Board cannot hear complaints about specific school personnel during an open meeting. If a patron has a specific complaint against district personnel, the Board Chair or the Superintendent can direct the patron to the appropriate complaint process governed by board policy.

There are three ways to provide public comment at a board meeting.

1. If you wish to address the Board in person during the board meeting, please fill out the request for public comment form available outside the boardroom.
2. If you wish to address the Board remotely (via Zoom) during a board meeting, please email Juli Lichtenberger, Executive Assistant to the Superintendent and Board, at [juli.lichtenberger@dspd2](mailto:juli.lichtenberger@dspd2) at least two hours prior to the start of the meeting. Clearly label the subject line as Public Comment. In the email state that you would like to address the Board remotely during the meeting and include the topic.
3. If you wish to address the Board in hard copy or email please submit to Juli Lichtenberger, Executive Assistant to the Superintendent and Board, at [juli.lichtenberger@dspd2.org](mailto:juli.lichtenberger@dspd2.org) at least two hours prior to the start of the meeting. Clearly label the subject line or document as Public Comment.

If you have questions about the district, we encourage you to contact our Superintendent.

Thank you for your interest in Dallas School District.

All public meetings, assemblies and celebrations held by the Dallas School District 2 are required to be accessible to persons with disabilities under Title II of the Americans with Disabilities Act (ADA). Accommodations are available upon request to persons who require alternatively formatted materials or auxiliary aids to ensure effective communication and access to events. Please allow at least 10 business days to arrange for accommodations. All requests should be sent to:

Dallas School District, 111 SW Ash Street, Dallas, OR 97338 or email: [compliance.officer@dspd2.org](mailto:compliance.officer@dspd2.org)

---

**Steve Spencer**, Superintendent

**Sara Leroy**, Assistant Superintendent

Board of Directors: Tyler Ferrari • Deena Loughary • Rob Ogilvie • Zach Steele • Matt Woolsey

# MAY 2026

## ASIAN PACIFIC AMERICAN HERITAGE MONTH

SUN	MON	TUE	WED	THU	FRI	SAT
					01	02
03	04	05 Citizens Oversight Committee Meeting 5:30 p.m.	06	07	08	09
10	11 Budget Committee Meeting 6:00 p.m.  Board Meeting 7:00 p.m.	12	13	14	15	16
17	18	19	20	21 Long Range Facility Planning/Finance Committee Meeting 5:30 p.m.	22 No School	23
24	25 No School Holiday	26	27	28	29	30
31						

# JUN 2026

PRIDE MONTH  
 IMMIGRANT HERITAGE MONTH  
 CARIBBEAN AMERICAN HERITAGE MONTH

SUN	MON	TUE	WED	THU	FRI	SAT
	<b>01</b>	<b>02</b>	<b>03</b>	<b>04</b>	<b>05</b>	<b>06</b>
					Dallas High School Graduation 6:00 p.m.	
<b>07</b>	<b>08</b>	<b>09</b>	<b>10</b>	<b>11</b>	<b>12</b>	<b>13</b>
	Board Meeting 6:00 p.m.	K-5 Last Day of School  Eighth Grade Recognition 6:00 p.m.	6-12 Last Day of School  Morrison Graduation 6:00 p.m.	District End of Year Meeting 8:00 a.m.		
<b>14</b>	<b>15</b>	<b>16</b>	<b>17</b>	<b>18</b>	<b>19</b>	<b>20</b>
<b>21</b>	<b>22</b>	<b>23</b>	<b>24</b>	<b>25</b>	<b>26</b>	<b>27</b>
	Board Meeting 6:00 p.m.					
<b>28</b>	<b>29</b>	<b>30</b>				

Regular Board Meeting  
Monday, April 27, 2026 7:00 PM

District Office - Board Room  
111 SW Ash St  
Dallas, OR 97338

Tyler Ferrari: Present  
Deena Loughary: Absent  
Rob Ogilvie: Present  
Zach Steele: Present  
Matt Woolsey: Present  
Present: 4, Absent: 1.

## 1. Welcome

### 1.A. Public Comment Process

## 2. Approval of Agenda

Motion made to approve the Agenda. This motion, made by Zach Steele and seconded by Tyler Ferrari, Passed.

Deena Loughary: Absent, Tyler Ferrari: Yea, Rob Ogilvie: Yea, Zach Steele: Yea, Matt Woolsey: Yea  
Yea: 4, Nay: 0, Absent: 1

## 3. Good News

Tim Larson, Principal at Dallas High School, shared good news.

3.A. Lyle teacher Loni McArthur was awarded the Steele Insurance March Classroom of the month.

3.B. Band students will participate in the Mid-Willamette League Festival for the first time in many years.

3.C. The DHS Girls Bowling Team took first in State for the first time in the program's history.

3.D. DHS OHSET (Equestrian Team) is sending 14 athletes to State.

3.E. National Honor Society will induct 31 new members at DHS.

3.F. Oakdale has been busy with exciting and successful events including Reading Night, Science Night, Jog-a-thon, Staff Appreciation Week, field trips and the book fair. Spring is so fun!

3.G. Starker Forest Field trip was a success for 5th grade. Newell Pioneer Village was also successful for 4th grade and the staff were complimented on student behavior and organization.

3.H. Whitworth has added another playground option thanks to the support of the maintenance team and the Norris Family Trust.

#### 4. Student Report

Sofia Lozano shared highlights from Dallas High School.

#### 5. Public Comment

No public comment.

#### 6. Announcements

##### 6.A. April and May Calendars

6.A.1. Budget Committee Meeting is May 11, 2026, at 6:00 p.m.

6.A.2. Next Board Meeting is May 11, 2026, at 7:00 p.m.

6.A.3. Long Range Facility Planning/Finance Committee Meeting is May 21, 2026 at 5:30 p.m.

6.A.4. Citizens Oversight Committee Meeting is June 2, 2026, at 5:30 p.m.

#### 7. Consent Agenda

Motion made to approve the Consent Agenda. This motion, made by Tyler Ferrari and seconded by Zach Steele, Passed.

Deena Loughary: Absent, Tyler Ferrari: Yea, Rob Ogilvie: Yea, Zach Steele: Yea, Matt Woolsey: Yea

Yea: 4, Nay: 0, Absent: 1

##### 7.A. Approval of the April 13, 2026 Board Minutes

##### 7.B. EEA - Student Transportation Service

#### 8. Dallas High School Stadium Project Bid Approval (Board Action)

Move to approve \$2,601,029 for the guaranteed maximum price for the Dallas High School stadium project. Discussion was held. This motion, made by Zach Steele and seconded by Matt Woolsey, Passed.

Deena Loughary: Absent, Tyler Ferrari: Yea, Rob Ogilvie: Yea, Zach Steele: Yea, Matt Woolsey: Yea

Yea: 4, Nay: 0, Absent: 1

Bob Archer, Director of Facilities, stated this recommendation is based on an estimate for the high school stadium completion. The Dyna Plank products were pulled out of the price due to a cost savings by purchasing them directly. Bob Archer requested an additional \$100,000 for district contingency. There are additional contingency funds which need to be included in the requested amount. The total amount being requested is \$2,601,029. Not included in this project is the roofing scope, which will come before the Board in a separate process. The final document, including the contingency amounts, will be included in the next board packet.

#### 9. Resolution #25-26-27 Recognizing Teacher Appreciation Week, May 4-8, 2026 (Board Action)

Motion made to approve Resolution #25-26-07 Recognizing Teacher Appreciation week May 4-8, 2026. No discussion. This motion, made by Tyler Ferrari and seconded by Zach Steele, Passed.

Deena Loughary: Absent, Tyler Ferrari: Yea, Rob Ogilvie: Yea, Zach Steele: Yea, Matt

Woolsey: Yea

Yea: 4, Nay: 0, Absent: 1

10. Superintendent Evaluation (Board Action)

Motion made to approve the Superintendent Evaluation as printed. No discussion. This motion, made by Zach Steele and seconded by Matt Woolsey, Passed.

Deena Loughary: Absent, Tyler Ferrari: Yea, Rob Ogilvie: Yea, Zach Steele: Yea, Matt Woolsey: Yea

Yea: 4, Nay: 0, Absent: 1

11. Adjourn

Adjourn at 7:23 p.m.



## Staffing Report Monday, May 11, 2026

Date	Group	First	Last	Description	Action	Effective Date	Location	Position	Hrs	FTE	History
5/5/2026	Classified	Mary	Nevens	CoS	Hired into New Position	4/9/2026	OHE	Head Cook	6.5	0.81	Was assistant cook at OHE
5/5/2026	Classified	Coral	Davis	CoS	Transferred into new position	5/4/2026	LMS	Behavior Support II EA	5.5	0.69	Employee request to transfer honored per CBA
5/5/2026	Classified	Katie	Botek	CoS	Hired into new position	5/4/2026	OHE	SPED III EA	7	0.86	Was 5.5 hours now is 7 hours
5/5/2026	Classified	Karen	Benefit	Retirement	Retirement	6/11/2026	OHE	Title I EA	4	0.5	Retirement
5/5/2026	Confidential	Kari	Blake	New Hire	New Hire	5/4/2026	DO	Finance Director	8	1	Replacing Tami Larson
5/5/2026	Classified	Stephanie	Owens	New Hire	New Hire	4/24/2026	OHE	Asst Cook	5.5	0.69	Replacing Mary Nevens
5/5/2026	Classified	Jessica	Nielson	New Hire	New Hire	4/24/2026	OHE	SPED III EA	5.5	0.69	Replacing Cindy Houk
5/5/2026	Classified	Connor	King-Goehring	New Hire	New Hire	4/20/2026	Lyle	SPED III EA	5.5	0.69	Replacing Bailey Galindo
5/5/2026	Licensed	Kristilyn	Woolner	Recall	Recall to elementary teaching	8/31/2026	Lyle	K-3 Teacher	8	1	Temporary counseling position ended
5/5/2026	Licensed	Joseph	Frederic	Recall	Recall to MS art teaching	8/31/2026	LMS	Teacher	8	1	Filling art opening at LMS. FTE behind Ken Guffey.
5/6/2026	Licensed	Heather	Anderson	CoS	Hired into new position	8/31/2026	DO	Early Literacy Coach, Teacher	8	1	New position funded by Early

Steve Spencer, Superintendent

Sara Leroy, Assistant Superintendent

Board of Directors: Tyler Ferrari • Deena Loughary • Rob Ogilvie • Zach Steele • Matt Woolsey

											Literacy Grant
5/6/2026	Licensed	Kimberly	Noack	CoS	Administratively transferred	8/31/2026	LMS	Teacher	8	1	Replacing Moneen Thackery. Change in FTE use at DHS.
5/6/2026	Licensed	Erica	Wiebelhaus	CoS	Hired into new position	7/1/2026	DHS	Administrator	8	1	New position
5/6/2026		Linda	Pfankuch	New Hire	New Hire	11/1/2026	DHS	Head Coach, Swim			
5/6/2026	Licensed	Hillary	Combs	CoS	Requested transfer	8/31/2026	DHS	Counselor	8	1	Transfer request honored per CBA. Replaces Kristi Woolner.
5/6/2026	Licensed	McKenzie	Grauer	CoS	Hired into new position	8/31/2026	WW	Teacher	8	1	Hired into regular position. Was temporary 25-26.

Dallas School District 2025-2026		MONTHLY FINANCIAL HIGHLIGHTS AND ASSURANCES					April 2026	
Resources primarily come from the State School Fund Grant formula and may be used for general operations of the school district								
GENERAL FUND OPERATIONS (FUND 100)	January	February	March	April	MTM Change	MONITORING	Notes:	
District Enrollment (ADMr) Charter Enrollment	2394 472	2367 466	2367 466	2423 500	56 34	Watch Closely	Reflecting the 3rd Period ADM report data submitted in April. This number does NOT reflect the state anticipated 33 ADM decrease due to trended annual decline.	
Revenue Projection	\$44,356,811	\$44,144,552	\$44,345,185	\$ 44,663,907	\$318,722	On Track	This increase is the result of a change in timing how our high cost disability grant is funded. We are receiving a higher preliminary payment than we have in the past. That means next year reconciliation amount will be smaller, but going forward the preliminary payment will be larger.	
Expenditure Projection	\$41,145,093	\$41,228,842	\$41,429,698	\$ 41,733,110	\$303,412	On Track		
EFB \$ Projection	\$3,211,217	\$2,915,711	\$2,915,488	\$ 2,930,797	\$15,309	On Track	Holding at near \$3M. This is the budget amount we will use to start 2026.27.	
EFB % Projection	7.74%	7.07%	7.03%	7.01%	-0.02%	On Track	Holding strong at 7%	
Cash Flow Concerns	NONE	NONE	NONE	NONE	NONE	On Track		
Spending is within Appropriations	YES	YES	YES	YES	YES	On Track		
<p><b>NOTES TO FINANCIAL STATEMENT:</b> All cash, investment and credit card accounts have been balanced, reconciled and reviewed and all cash and investment accounts are reconciled to the general ledger by the business manager as of 4/30/2026. The adopted budget reflects expected expenditures. All payroll reports have been filed and payroll liabilities have been paid timely. All federal and state reimbursement requests as well as required financial reporting forms have been filed timely. All credit card expenditures, travel and other reimbursements have been reviewed and approved at the proper level. There have been no significant changes to the internal control system, to the accounting system or accounting policies that are significant. Currently the business office is adequately staffed to allow for proper segregation of duties and I am not aware of any new pronouncements or other financial changes that may require additional staff time to properly implement. All financial statements that have been provided to the board are accurate and complete to the best of my knowledge and I am aware of no other financial matters that the board should be aware of at this time. I know of no cases of fraud or other misconduct and I have not been asked by the superintendent to do anything that makes me feel uncomfortable or to present any information I feel is inaccurate. <b>Tami Larson</b> 4/30/2026. For information about the information contained in this report, please contact the Business Office at 111 SW Ash St., Dallas, OR, 97338. Ph 503-623-5594</p>								

Dallas School District 2025-2026		General Fund Operations						April 2026	
Resources primarily come from the State School Fund Grant formula and may be used for general operations of the school district									
GENERAL FUND OPERATIONS (FUND 100)	Current MTD	Current YTD	Add: Projections	Adjustments*	Annual Forecast	Annual Budget	Variance Fav / (Unfav)	*Notes	
Beginning Fund Balance	\$0	\$2,875,984	\$0		\$2,875,984	\$2,000,000	\$875,984		
Local Sources (Property Taxes, Interest, Fees)	\$84,136	\$10,597,765	\$548,679		\$11,146,444	\$10,760,958	\$385,486		
Flow Through ESD, County School Funds	\$0	\$57,740	\$0		\$57,740	\$55,000	\$2,740		
State Sources (SSF, Common School Fund, High Cost Disability)	\$2,307,028	\$27,416,233	\$3,167,156		\$30,583,389	\$31,180,492	-\$597,103		
Federal Sources (In Lieu of Property Taxes)	\$0	\$0	\$350		\$350	\$3,550	-\$3,200		
Other Sources			\$0		\$0	\$0	\$0		
<b>TOTAL REVENUE</b>	<b>\$2,391,164</b>	<b>\$38,071,739</b>	<b>\$3,716,184</b>	<b>\$0</b>	<b>\$41,787,923</b>	<b>\$42,000,000</b>	<b>-\$212,077</b>		
<b>AVAILABLE RESOURCES (REV + BEG FUND BAL)</b>	<b>\$2,391,164</b>	<b>\$40,947,723</b>	<b>\$3,716,184</b>	<b>\$0</b>	<b>\$44,663,907</b>	<b>\$44,000,000</b>	<b>\$663,907</b>		
Salaries	\$1,506,215	\$12,913,034	\$5,455,779	\$346,000	\$18,714,813	\$18,867,265	-\$152,452		
Associated Payroll Costs	\$840,311	\$7,193,534	\$2,854,098	\$215,700	\$10,263,332	\$10,873,645	\$610,313		
Contracted Services	\$994,778	\$9,023,115	\$2,030,512	\$150,000	\$11,203,627	\$10,518,565	-\$685,062		
Supplies and Materials	\$52,271	\$355,320	\$248,142	-\$29,007	\$574,455	\$474,455	-\$100,000		
Capital Leases & Equipment Purchases	\$9,311	\$201,046	\$23,478	\$155,676	\$380,200	\$230,200	-\$150,000		
Dues, Fees, Insurance, Interest Paid	\$100	\$459,192	\$1,549	\$0	\$460,741	\$398,345	-\$62,396		
Transfers to Other Funds	\$0	\$117,442	\$0	\$18,500	\$135,942	\$135,942	\$0		
Contingencies	\$0	\$0	\$0	\$0	\$0	\$1,661,583	\$1,661,583		
Unappropriated Ending Fund Balance						\$840,000			
<b>TOTAL EXPENDITURES</b>	<b>\$3,402,985</b>	<b>\$30,262,682</b>	<b>\$10,613,558</b>	<b>\$856,869</b>	<b>\$41,733,110</b>	<b>\$44,000,000</b>	<b>\$1,121,986</b>		
Expenditures by Appropriation	Current MTD	Current YTD	Add: Encumbrances	Adjustments*	Annual Forecast	\$25,358,580	Variance Fav / (Unfav)	*Notes	
Instruction	\$2,077,128	\$18,089,654	\$7,202,347	\$556,965	\$25,848,966	\$25,358,580	-\$490,386		
Support Services	\$1,325,857	\$12,055,587	\$3,411,211	\$281,404	\$15,748,202	\$16,003,896	\$255,693		
Enterprise and Community Services	\$0	\$0	\$0	\$0	\$0	\$0	\$0		
Facilities Acquisition and Construction	\$0	\$0	\$0	\$0	\$0	\$0	\$0		
Transfers to Other Funds	\$0	\$117,442	\$0	\$18,500	\$135,942	\$135,942	\$0		
Contingencies					\$0	\$1,661,583	\$1,661,583		
Unappropriated Ending Fund Balance						\$840,000			
<b>TOTAL EXPENDITURES</b>	<b>\$3,402,985</b>	<b>\$30,262,682</b>	<b>\$10,613,558</b>	<b>\$856,869</b>	<b>\$41,733,110</b>	<b>\$44,000,000</b>	<b>\$1,426,890</b>		
<b>SURPLUS / (DEFICIT)</b>	<b>-\$1,011,821</b>	<b>\$7,809,057</b>			<b>\$2,930,797</b>				
Ending Fund Balance					\$2,930,797	7.01%	of Revenues	Board Policy 8%	

Investment Account Balances by Type	Yield	Beg Bal	Deposits	Withdrawals	End Bal		Debt Obligation	
General Operations (5703,5018)	4.00%	\$13,153,410	\$2,171,595	\$4,757,558	\$10,567,447		Annual Debt	Paid YTD
Debt Service (5770)	4.00%	\$4,379,578	\$21,977	\$0	\$4,401,555	>>>>>	\$3,928,692	\$567,347
Capital Projects (3974,6022)	4.00%	\$14,852,654	\$48,831	\$0	\$14,901,485			\$3,361,345
<b>Total District</b>		<b>\$32,385,641</b>	<b>\$2,242,403</b>	<b>\$4,757,558</b>	<b>\$29,870,486</b>			


Dallas School District 2025-2026	Fund Group	Appropriation Monitoring					April 2026
<b>GENERAL OPERATIONS</b>	<b>F100s</b>	<b>Current YTD</b>	<b>Add: Projections</b>	<b>Annual Forecast</b>	<b>Annual Budget</b>	<b>Variance Fav / (Unfav)</b>	<b>*Notes</b>
Instruction		\$18,089,657	\$7,202,347.06	\$25,292,004	\$25,358,580	\$66,576	+
Support Services		\$12,103,122	\$3,462,563	\$15,565,685	\$16,378,896	\$813,211	+
Enterprise and Community Services		\$0	\$0	\$0	\$0	\$0	+
Facilities Acquisition and Construction		\$0	\$0	\$0	\$0	\$0	+
Transfers to Other Funds		\$117,442	\$0	\$117,442	\$135,942	\$18,500	+
Contingencies		\$0	\$0	\$0	\$1,661,583	\$1,661,583	+
<b>TOTAL</b>		<b>\$30,310,220</b>	<b>\$10,664,910</b>	<b>\$40,975,131</b>	<b>\$43,535,000</b>	<b>\$2,559,869</b>	<b>+</b>
<b>SPECIAL GRANTS &amp; PROJECTS</b>	<b>F200s</b>	<b>Current YTD</b>	<b>Add: Projections</b>	<b>Annual Forecast</b>	<b>Annual Budget</b>	<b>Variance Fav / (Unfav)</b>	<b>*Notes</b>
Instruction		\$3,306,929	\$1,769,042	\$5,075,971	\$6,986,416	\$1,910,445	+
Support Services		\$1,366,964	\$396,927	\$1,763,891	\$2,357,199	\$593,307	+
Enterprise and Community Services		\$953,117	\$416,400	\$1,369,517	\$1,420,007	\$50,490	+
Transfers to Other Funds		\$0	\$0	\$0	\$110,000	\$110,000	+
<b>TOTAL</b>		<b>\$5,627,010</b>	<b>\$2,582,369</b>	<b>\$8,209,379</b>	<b>\$10,873,621</b>	<b>\$2,664,242</b>	<b>+</b>
<b>DEBT SERVICE</b>	<b>F300s</b>	<b>Current YTD</b>	<b>Add: Projections</b>	<b>Annual Forecast</b>	<b>Annual Budget</b>	<b>Variance Fav / (Unfav)</b>	<b>*Notes</b>
Debt Service		\$567,357	\$3,361,345	\$3,928,702	\$6,234,733	\$2,306,031	+
<b>TOTAL</b>		<b>\$567,357</b>	<b>\$3,361,345</b>	<b>\$3,928,702</b>	<b>\$6,234,733</b>	<b>\$2,306,031</b>	<b>+</b>
<b>CAPITAL PROJECTS (BOND)</b>	<b>F400s</b>	<b>Current YTD</b>	<b>Add: Projections</b>	<b>Annual Forecast</b>	<b>Annual Budget</b>	<b>Variance Fav / (Unfav)</b>	<b>*Notes</b>
Facilities Acquisition and Construction		\$7,486,539	\$1,939,763	\$9,426,302	\$14,600,000	\$5,173,698	+
Contingencies				\$0	\$8,100,000	\$8,100,000	+
<b>TOTAL</b>		<b>\$7,486,539</b>	<b>\$1,939,763</b>	<b>\$9,426,302</b>	<b>\$22,700,000</b>	<b>\$13,273,698</b>	<b>+</b>
<b>UNEMPLOYMENT INSURANCE FUND</b>	<b>F600s</b>	<b>Current YTD</b>	<b>Add: Projections</b>	<b>Annual Forecast</b>	<b>Annual Budget</b>	<b>Variance Fav / (Unfav)</b>	<b>*Notes</b>
Support Services		\$116,488	\$83,512	\$200,000	\$700,000	\$500,000	+
<b>TOTAL</b>		<b>\$116,488</b>	<b>\$83,512</b>	<b>\$200,000</b>	<b>\$700,000</b>	<b>\$500,000</b>	<b>+</b>
<b>TOTAL APPROPRIATION SUMMARY</b>	<b>ALL</b>	<b>Current YTD</b>	<b>Add: Projections</b>	<b>Annual Forecast</b>	<b>Annual Budget</b>	<b>Variance Fav / (Unfav)</b>	<b>*Notes</b>
Instruction		\$21,396,586	\$8,971,389	\$30,367,974	\$32,344,996	\$1,977,021	
Support Services		\$13,586,574	\$3,943,002	\$17,529,576	\$19,436,094	\$1,906,518	
Enterprise and Community Services		\$953,117	\$416,400	\$1,369,517	\$1,420,007	\$50,490	
Facilities Acquisition and Construction		\$7,486,539	\$1,939,763	\$9,426,302	\$14,600,000	\$5,173,698	
Transfers to Other Funds		\$117,442	\$0	\$117,442	\$245,942	\$128,500	
Debt Service		\$567,357	\$3,361,345	\$3,928,702	\$6,234,733	\$2,306,031	
Contingencies		\$0	\$0	\$0	\$9,761,583	\$9,761,583	
<b>TOTAL</b>		<b>\$44,107,614</b>	<b>\$18,631,899</b>	<b>\$62,739,513</b>	<b>\$84,043,354</b>	<b>\$21,303,841</b>	
<b>UNAPPROPRIATED</b>	<b>ALL</b>				\$3,223,000		
<b>TOTAL BUDGET</b>	<b>ALL</b>				\$87,266,354		

Dallas School District 2025-2026		Capital Projects Funds					April 2026	
Proceeds from 2022 voter approved bonds sold to complete a variety of construction projects around the district.								
CAPITAL CONSTRUCTION F403 Voter Approved Bond	Prior Year Cumulative Total	Current MTD	Current YTD	Add: Projections	Annual Forecast	Revenue Total ALL Years	Project Budget	Variance Fav / (Unfav)
Beginning Fund Balance	\$0	\$18,763,930	\$18,763,930	\$0	\$18,763,930			
Interest	\$1,553,433	\$49,386	\$557,074	\$142,926	\$700,000	\$2,253,433	\$2,000,000	\$253,433
OSCIM Grant	\$1,435,429	\$0	\$2,564,571	\$0	\$2,564,571	\$4,000,000	\$4,000,000	\$0
Bond Issuance #1 2022	\$12,756,016	\$0	\$0	\$0	\$0	\$12,756,016	\$12,756,016	\$0
Bond Issuance #2 2024	\$15,235,000	\$0	\$0	\$0	\$0	\$15,235,000	\$15,235,000	\$0
Bond Proceeds	\$2,886,380	\$0	\$0	\$0	\$0	\$2,886,380	\$0	\$2,886,380
Other Sources - EnergyTrust, Seismic, Etc.	\$0	\$0	\$0	\$0	\$0	\$0	\$1,310,508	-\$1,310,508
<b>TOTAL REVENUE</b>	<b>\$33,866,258</b>	<b>\$49,386</b>	<b>\$3,121,645</b>	<b>\$142,926</b>	<b>\$3,264,571</b>	<b>\$37,130,829</b>	<b>\$35,301,524</b>	<b>\$1,829,305</b>
<b>TOTAL AVAILABLE RESOURCES</b>	<b>\$33,866,258</b>		<b>\$21,885,576</b>		<b>\$22,028,501</b>			
Expenditures by Building	Prior Year Cumulative Total	Current MTD	Current YTD	Encumbered	Annual Forecast	Project Total ALL Years	Original Proj Budget	Variance Fav / (Unfav)
Lyle Elementary	\$635,422	\$0	\$120,875	\$105,392	\$226,267	\$861,689	\$3,865,970	\$3,004,281
Oakdale Elementary	\$324,856	\$0	\$1,249	\$0	\$1,249	\$326,105	\$2,095,520	\$1,769,415
Whitworth Elementary	\$322,563	\$0	\$3,536	\$9,899	\$13,435	\$335,998	\$2,728,840	\$2,392,842
LaCreole Middle School	\$4,811,465	\$0	\$147,408	\$234,089	\$381,497	\$5,192,962	\$6,739,312	\$1,546,350
Dallas High School	\$3,290,908	\$419,322	\$6,488,659	\$1,421,300	\$7,909,959	\$11,200,867	\$9,727,985	-\$1,472,882
Morrison Building	\$1,547,708	\$0	\$394,095	\$120,221	\$514,316	\$2,062,023	\$991,650	-\$1,070,373
District Wide Management/Oversight/Planning	\$4,273,851	\$45,602	\$330,718	\$48,862	\$379,579	\$4,653,431	\$9,152,247	\$4,498,816
<b>TOTAL EXPENDITURES</b>	<b>\$15,206,773</b>	<b>\$464,924</b>	<b>\$7,486,539</b>	<b>\$1,939,763</b>	<b>\$9,426,302</b>	<b>\$24,633,074</b>	<b>\$35,301,524</b>	<b>\$10,668,450</b>
Expenditures by Project Type	Prior Year Cumulative Total	Current MTD	Current YTD	Encumbered	Annual Forecast	Project Total ALL Years	Project Budget	Variance Fav / (Unfav)
000 District Wide Management/Oversight/Planning	\$4,273,851	\$45,602	\$330,718	\$48,862	\$379,579	\$4,653,431	\$9,152,247	\$4,498,816
800 Critical Facility Upgrade (CFU)	\$6,510,814	\$419,322	\$6,528,235	\$1,888,823	\$8,417,058	\$14,927,872	\$12,940,452	-\$1,987,420
900 New Construction	\$3,437,176	\$0	\$0	\$0	\$0	\$3,437,176	\$11,718,750	\$8,281,574
830 Health Safety & Security	\$984,932	\$0	\$627,586	\$2,078	\$629,664	\$1,614,596	\$1,490,075	-\$124,521
<b>TOTAL EXPENDITURES</b>	<b>\$15,206,773</b>	<b>\$464,924</b>	<b>\$7,486,539</b>	<b>\$1,939,763</b>	<b>\$9,426,302</b>	<b>\$24,633,075</b>	<b>\$35,301,524</b>	<b>\$10,668,449</b>
Reserved for Future Projects	\$18,659,485				-\$6,161,731	\$12,497,754		\$12,497,754

Nick Ingalls, Director of Teaching and Learning, will be seeking Board approval to adopt McGraw Hill as the secondary Social Studies Curriculum.

# Social Studies 6-12 Curriculum

---



# Optimistic Opportunity

Thank you for this opportunity to come before you today and present our findings!

As a department it has been a long time since we have had this opportunity, and we hope that getting a new curriculum will not only help us in the classroom but also help students meet their academic goals by having resources that better support them in areas such as reading and literacy.

We are excited to share with you all of our findings and insight on the curriculum that the 6 of us have been able to go over these past few months and how it could better the education of our students!

# Our Criteria

We had several priorities when looking through curriculum which helped us to narrow down options these included:

- Standard Alignment (Oregon Scorecard)
- Rigor and Critical Thinking
- Instructional Design & Usability
- Literacy Integration
- Adaptability & Flexibility
- Vertical & Horizontal Alignment

# The Big Two



McGraw-Hill: More traditional, content-rich, standards-driven history curriculum with structured inquiry and strong primary-source work



National Geographic (Cengage): More visual, global, and project-based curriculum centered on storytelling, geography, and real-world connections

# McGraw Hill LLC

[Sample Notes Template](#) for publisher reviews

**Program Title :** **1** Civics, Oregon Edition  
 Link to ODE Scorecard *(click link to download)*

ODE Adoption Criteria:	MEETS*
1.1 Alignment to Standards	2
1.2 Scope and Sequence	2
1.3 Practice & Skills	2
2.1 Engagement & Motivation	2
2.2 Culturally Responsive Instructional Support	2
3.1 Supports for Teachers	2
3.2 Supports for Students	2
3.3 Digital Learning Design Elements	2
4.1 Formative Assessment Process	2
4.2 Performance Assessments	1
4.3 Integrated Assessment System*	2

\* indicates "exemplary" program scoring of 80% or higher with no criterion score of zero.

**Publication Date: 2027**

<b>2</b> <b>Publisher Presentation Video</b>	<b>Publisher Contacts</b>
<a href="#">9-12 Civics, OR Edition</a>	<a href="#">Contact Information</a>
<b>Time Stamped Notes</b>	<b>Publisher Response to Scoring</b>
Coming soon!	N/A

**3** **Available in Spanish**  
 No; some digital student materials, contact publisher for details

**4** **Demo Account Link**  
[my.mheducation.com](http://my.mheducation.com)  
 Username: ORSocialStudies  
 Password: OregonSS1  
 (case sensitive)

**ODE Scoring**

**2** Meets Expectations      **1** Partially Meets Expectations

**0** Does Not Meet Expectations

**5** **Single Sign-On (SSO)**  
 Yes

# Cengage Learning, Inc

[Sample Notes Template for publisher reviews](#)

**Program Title :** **1** [American Government](#)  
**Link to ODE Scorecard** *(click link to download)*

ODE Adoption Criteria:	MEETS*
1.1 Alignment to Standards	2
1.2 Scope and Sequence	2
1.3 Practice & Skills	2
2.1 Engagement & Motivation	1
2.2 Culturally Responsive Instructional Support	2
3.1 Supports for Teachers	1
3.2 Supports for Students	1
3.3 Digital Learning Design Elements	2
4.1 Formative Assessment Process	1
4.2 Performance Assessments	1
4.3 Integrated Assessment System*	1

\* indicates "exemplary" program scoring of 80% or higher with no criterion score of zero.

**Publication Date:** 2022

<b>2</b> <b>Publisher Presentation Video</b>	<b>Publisher Contacts</b>
<a href="#">Oregon 9-12 Gov</a>	<a href="#">Contact Information</a>
<b>Time Stamped Notes</b>	<b>Publisher Response to Scoring</b>
Coming soon!	N/A

**3** **Available in Spanish**  
No

**4** **Demo Account Link**  
<http://ngl.cengage.com/OR-SS-25>

**ODE Scoring**

**2** Meets Expectations      **1** Partially Meets Expectations

**0** Does Not Meet Expectations

**5** **Single Sign-On (SSO)**  
Yes

# McGraw Hill LLC

[Sample Notes Template](#) for publisher reviews

**Program Title :** **1** [Economics, Oregon Edition](#)  
**Link to ODE Scorecard** *(click link to download)*

ODE Adoption Criteria:	MEETS*
1.1 Alignment to Standards	2
1.2 Scope and Sequence	2
1.3 Practice & Skills	2
2.1 Engagement & Motivation	2
2.2 Culturally Responsive Instructional Support	2
3.1 Supports for Teachers	2
3.2 Supports for Students	2
3.3 Digital Learning Design Elements	2
4.1 Formative Assessment Process	2
4.2 Performance Assessments	2
4.3 Integrated Assessment System*	2

\* indicates "exemplary" program scoring of 80% or higher with no criterion score of zero.

**Publication Date: 2027**

<b>2</b> <b>Publisher Presentation Video</b>	<b>Publisher Contacts</b>
<a href="#">9-12 Economics, OR Edition</a>	<a href="#">Contact Information</a>
<b>Time Stamped Notes</b>	<b>Publisher Response to Scoring</b>
Coming soon!	N/A

**3** **Available in Spanish**  
 No; some digital student materials, contact publisher for details

**4** **Demo Account Link**  
[my.mheducation.com](http://my.mheducation.com)  
**Username:** ORSocialStudies  
**Password:** OregonSS1 (case sensitive)

**ODE Scoring**

**2** Meets Expectations      **1** Partially Meets Expectations

**0** Does Not Meet Expectations

**5** **Single Sign-On (SSO)**  
 Yes

# Cengage Learning, Inc

[Sample Notes Template for publisher reviews](#)

**Program Title :** **1** [Contemporary Economics](#)  
**Link to ODE Scorecard** *(click link to download)*

ODE Adoption Criteria:	MEETS*
1.1 Alignment to Standards	2
1.2 Scope and Sequence	2
1.3 Practice & Skills	2
2.1 Engagement & Motivation	2
2.2 Culturally Responsive Instructional Support	2
3.1 Supports for Teachers	2
3.2 Supports for Students	2
3.3 Digital Learning Design Elements	2
4.1 Formative Assessment Process	2
4.2 Performance Assessments	2
4.3 Integrated Assessment System*	2

*\* indicates "exemplary" program scoring of 80% or higher with no criterion score of zero.*

**Publication Date: 2018**

<b>2</b> <b>Publisher Presentation Video</b>	<b>Publisher Contacts</b>
<b>Coming later Nov. 2025</b>	<a href="#">Contact Information</a>
<b>Time Stamped Notes</b>	<b>Publisher Response to Scoring</b>
<b>Coming later Nov. 2025</b>	<b>Publisher response if available</b>

**3** **Available in Spanish**

**4** **Demo Account Link**  
<http://ngl.cengage.com/OR-SS-25>

**ODE Scoring**

**2** Meets Expectations      **1** Partially Meets Expectations

**0** Does Not Meet Expectations

**5** **Single Sign-On (SSO)**

# McGraw Hill LLC

[Sample Notes Template for publisher reviews](#)

**Program Title :** **1** [US History, Oregon Edition](#)  
**Link to ODE Scorecard** *(click link to download)*

ODE Adoption Criteria:	MEETS*
1.1 Alignment to Standards	2
1.2 Scope and Sequence	2
1.3 Practice & Skills	2
1.4 Genocide	1
2.1 Engagement & Motivation	2
2.2 Culturally Responsive Instructional Support	2
3.1 Supports for Teachers	2
3.2 Supports for Students	2
3.3 Digital Learning Design Elements	1
4.1 Formative Assessment Process	2
4.2 Performance Assessments	2
4.3 Integrated Assessment System*	2

\* indicates "exemplary" program scoring of 80% or higher with no criterion score of zero.

**Publication Date: 2027**

**2** **Publisher Presentation Video** **Publisher Contacts**

[9-12 US, OR Edition](#) [Contact Information](#)

**Time Stamped Notes** **Publisher Response to Scoring**

Coming soon! N/A

**3** **Available in Spanish** **4** **Demo Account Link.**

No; some digital student materials, contact publisher for details

[my.mheducation.com](http://my.mheducation.com)  
 Username: ORSocialStudies  
 Password: OregonSS1 (case sensitive)

**2** Meets Expectations    **1** Partially Meets Expectations    **5** Single Sign-On (SSO)

**0** Does Not Meet Expectations

Yes

# Cengage Learning

[Sample Notes Template](#) for publisher reviews

**Program Title** **1** [US History: America Through the Lens](#)  
 Link to ODE Scorecard *(click link to download)*

ODE Adoption Criteria:	MEETS*
1.1 Alignment to Standards	2
1.2 Scope and Sequence	2
1.3 Practice & Skills	2
1.4 Genocide	1
2.1 Engagement & Motivation	2
2.2 Culturally Responsive Instructional Support	1
3.1 Supports for Teachers	2
3.2 Supports for Students	2
3.3 Digital Learning Design Elements	2
4.1 Formative Assessment Process	2
4.2 Performance Assessments	2
4.3 Integrated Assessment System*	2

\* indicates "exemplary" program scoring of 80% or higher with no criterion score of zero.

**Publication Date: 2025**

<b>2</b>	<b>Publisher Presentation Video</b>	<b>Publisher Contacts</b>
	Coming later Nov. 2025	<a href="#">Contact Information</a>
	Time Stamped Notes	<b>Publisher Response to Scoring</b>
	Coming later Nov. 2025	Publisher response if available

**3** Available in Spanish

**4** Demo Account Link  
<http://ngl.cengage.com/OR-SS-25>

**ODE Scoring**

2 Meets Expectations    
 1 Partially Meets Expectations    
 0 Does Not Meet Expectations

**5** Single Sign-On (SSO)

# McGraw Hill LLC

[Sample Notes Template for publisher reviews](#)

**Program Title :** **1** [World History](#)  
**Link to ODE Scorecard** *(click link to download)*

ODE Adoption Criteria:	MEETS*
1.1 Alignment to Standards	2
1.2 Scope and Sequence	2
1.3 Practice & Skills	2
1.4 Genocide	2
2.1 Engagement & Motivation	2
2.2 Culturally Responsive Instructional Support	2
3.1 Supports for Teachers	1
3.2 Supports for Students	1
3.3 Digital Learning Design Elements	1
4.1 Formative Assessment Process	2
4.2 Performance Assessments	2
4.3 Integrated Assessment	2

\* indicates "exemplary" program scoring of 80% or higher with no criterion score of zero.

**Publication Date: 2025**

<b>2</b>	<b>Publisher Presentation Video</b>	<b>Publisher Contacts</b>
	<u><a href="#">9-12 World History, OR Edition</a></u>	<u><a href="#">Contact Information</a></u>
	<b>Time Stamped Notes</b>	<b>Publisher Response to Scoring</b>
	Coming soon!	N/A

**3** **Available in Spanish**  
 No; some digital student materials, contact publisher for details

**4** **Demo Account Link**  
[my.mheducation.com](http://my.mheducation.com)  
 Username: ORSocialStudies  
 Password: OregonSS1 (case sensitive)

**2** Meets Expectations      **1** Partially Meets Expectations  
**0** Does Not Meet Expectations

**5** **Single Sign-On (SSO)**  
 Yes

# Cengage Learning

[Sample Notes Template for publisher reviews](#)

**Program Title :**  
**Link to ODE Scorecard** *(click link to download)*

**1** [World History Voyages of Exploration](#)

ODE Adoption Criteria:	MEETS*
1.1 Alignment to Standards	2
1.2 Scope and Sequence	2
1.3 Practice & Skills	2
1.4 Genocide	1
2.1 Engagement & Motivation	2
2.2 Culturally Responsive Instructional Support	2
3.1 Supports for Teachers	2
3.2 Supports for Students	2
3.3 Digital Learning Design Elements	2
4.1 Formative Assessment Process	2
4.2 Performance Assessments	2
4.3 Integrated Assessment System*	2

\* indicates "exemplary" program scoring of 80% or higher with no criterion score of zero.

**Publication Date: 2021**

<b>2</b>	<b>Publisher Presentation Video</b>	<b>Publisher Contacts</b>
	Coming later Nov. 2025	<a href="#">Contact Information</a>
	Time Stamped Notes	<b>Publisher Response to Scoring</b>
	Coming later Nov. 2025	<b>Publisher response if available</b>

**3** Available in Spanish

**4** Demo Account Link  
<http://ngl.cengage.com/OR-SS-25>

**ODE Scoring**

**2** Meets Expectations      **1** Partially Meets Expectations

**0** Does Not Meet Expectations

**5** Single Sign-On (SSO)

# The Differences



**Mc  
Graw  
Hill**

## Pros:

- Primary Sources
- Empathy Based
- Connects the social studies
- DBQ's

## Cons:

- No Chapter Review in the textbook (digital and teacher resources only)
- Digital resources have more flexibility but may take time to learn (as told by rep)

## Pros:

- Visuals
- Variety of Style
- Story Based
- Thematic

## Cons:

- Main ideas instead of [guiding questions]
- Limited DBQ's and primary sources
- Less Flexible Digital Resources



**NATIONAL  
GEOGRAPHIC**

# Our Recommendation

The McGraw-Hill logo is displayed in white text on a red rectangular background. The text is arranged in three lines: "Mc" on the top line, "Graw" on the middle line, and "Hill" on the bottom line. The font is a bold, sans-serif typeface.

**Mc  
Graw  
Hill**

**We recommend the McGraw-Hill curriculum for its strong emphasis on developing students' reading and comprehension skills, ensuring learners can effectively engage with complex texts. Its flexible design would allow teachers to adapt lessons to meet diverse classroom needs, while maintaining clear alignment with academic standards. Additionally, all materials would be the brand-new 2027 editions, helping ensure content remains current, relevant, and effective for the years to come.**

May 11, 2026

### Dallas School District WWE/Stadium Roofing Project

We received 6 responsive proposals for the WWE/Stadium Roofing project

1. Anderson Roofing proposed the amount of \$504,371.00
2. Umpqua Roofing proposed the amount of \$574,900.00
3. Griffith Roofing proposed the amount of \$603,160.00
4. Snyder Roofing proposed the amount of \$675,312.00
5. ABC Roofing proposed the amount of \$735,395.00.00
6. Carlson Roofing proposed the amount of \$745,617.00

Anderson Roofing submitted the lowest responsible bid in the amount of 504,371.00

District contingency 25,000.00

I am asking the board to approve the Anderson Roofing bid in the amount of \$504,371.00 and District contingency of \$25,000.00

**Total project amount: \$529,371.00**



## Dallas School District School Board Meeting Schedule 2026-27

July 6		Regular Board Meeting	5:00 p.m.
		<b>Joint Meeting with Dallas City Council at City Hall</b>	<b>6:00 p.m.</b>
August 10		Regular Board Meeting / Board Work Session	6:00 p.m.
September 14		Regular Board Meeting	6:00 p.m.
October 12		Regular Board Meeting	6:00 p.m.
November 9		<b>Work Session at Whitworth</b>	<b>2:45 p.m.</b>
		Regular Board Meeting	4:00 p.m.
December 14		<b>Work Session at Morrison</b>	<b>2:45 p.m.</b>
		Board Meeting in Board Room	4:00 p.m.
January 11		Regular Board Meeting	6:00 p.m.
January 12	<b>(Tuesday)</b>	<b>Work Session at Dallas High School</b>	<b>8:00 a.m.</b>
January 25		<b>Work Session at Oakdale</b>	<b>2:30 p.m.</b>
February 8		Regular Board Meeting	6:00 p.m.
February 9	<b>(Tuesday)</b>	<b>Work session at LaCreole Middle School</b>	<b>8:00 a.m.</b>
March 8		<b>Work Session at Lyle</b>	<b>2:30 p.m.</b>
		Board Meeting in Board Room	3:45 p.m.
April 12		Regular Board Meeting	6:00 p.m.
April 26		Budget Committee Meeting	6:00 p.m.
		Regular Board Meeting	7:00 p.m.
May 10		Regular Board Meeting	7:00 p.m.
May 24		Regular Board Meeting	6:00 p.m.
June 14		Regular Board Meeting	6:00 p.m.
June 28		Regular Board Meeting	6:00 p.m.

## Dallas High School Stadium Project Budget

Contractor: Kirby Nagelhout Construction Company

Project Guaranteed Maximum Price (KNCC GMP)	2,261,029.00
DSD Dyna Plank Order	240,000.00
DSD Contingency	100,000.00
Project Total	2,601,029.00

**Minutes**  
**Citizens Oversight Committee**  
**May 5, 2026**  
**District Office Board Room**  
**5:30 pm**

**Present:** Karli Vorderstrasse, Jerry Boudreau, Angela Munkers, Tami Larson, Bethany Henry, Lee Schlenker, Walt Markee, Candy Posey, Marlene Gillis, Steve Spencer

**Absent:** Micky Garus, Sara Croxford, Sean Johnson, John Hockman, Gary Suderman, Bob Archer, Bill Masei, Tara Townley

**Start Time:** 5:35 pm

**1.0 Welcome**

Welcome all we will call the meeting to order tonight the bond started at 37 million about and now its at 14 million and those are valuable dollars and we are all here to make sure those are spent well. We will have a round robin so everyone can talk at about 3 min each.

**2.0 Approval of March Minutes:**

Motion to Approve March min carried

**3.0 Financial Report**

We started with 50 thousand dollars in approval and YTD seven and a half million spent and twelve million totals to use so we still are sitting really good. Another thing to add is Tami is retiring soon and Kari Blake will be stepping into fill her position come June.

**4.0 Old Business**

**Project Update**

Steve discusses we have 2.6-million-dollar fund on stadium project and aiming to have done for football season. Since Bob is out this evening the board approved the max price at that and not to exceed the 2.6 million. The dist. has 100k contingency included with the price.

Other district projects for summer 2026 include: roof restoration at Whitworth, exterior painting at Whitworth, HVAC upgrades dist wide, plumbing upgrades at Lyle elementary, flooring upgrades at Lyle and LaCreole, Construction of behavior center @ LMS budgeting about 300k no pricing has been confirmed yet. Concluding with the high school tennis court restoration.

Overall summer project cost is just under 4.5 million. After the completion of this summer projects we will have about 9 million in remaining bond funds. Projects that we have on the schedule for summer 2027 are HDS theater lighting, DHS exterior wall metal, Oakdale soffit replacement. Once

we complete these projects we anticipate keeping 1-2 million for a bridge going into the next bond and our remaining balance will be approx. 5 million (this would be the amount we would dedicate to multi-use facility).

We have also begun to bring in resources that will bring in revenue such as the behavioral area at LaCreole partnering with Willamette ESD. I am confident that we won't be closing a school anytime soon. Which now further the talks of a multi-use facility, I want to be a wise steward of tax payer dollars which is why we are all here on this committee.

We want to look at upgrading current facilities such as current DHS training room, weight room, showers, athletic training and CTE physical therapy and nursing. Creating a gym space with a curtain in the middle to accommodate multiple areas of use. A potential mat room which is more permeant and addresses Title 9. I feel this touches all areas and we can catch that vision and design. One member asked about what is the bridge? Steve responded with the contingency money used at this time.

Another member asked are we confident that the gym space that we have at LaCreole is currently good enough to be meeting the needs of students and Steve said yes at this time it is meeting the current enrollment. One of the other members asked about the multi used facility being tied to the school or it being a separate entity. Steve said it will be both school and stand alone. We need to redo our facilities to support our needs as well as school dist programs will come first and then city clubs after.

A member asked if we will be charging our school sports for facility use and that they did not want to see school teams being charged and then turn around and have to raise funds for facilities. Steve responded that that is a board policy decision at this time and no charge as of now. Other member raised concern if we even build a multi-use facility at all saying the community is not for it and would raise concerns. They want to use current buildings in place to be used. Steve stated that bond funds can only be spent on bond projects and general funds can be used to fix and maintain current ongoing maintenance.

## **5.0 New Business**

### **Completed Bond Projects/Upcoming potential bond projects**

Multi use Facility: This would encompass CTE, PE, Community, Sped, opens up for all programs.

A COC member asked: I would like to propose a motion to have COC make a positive recommendation to the school board to move forward with the planning and implementation of a multiuse facility

**Jerry: Motion carried: 1<sup>st</sup> COC member**

**2<sup>nd</sup> COC member Carried**

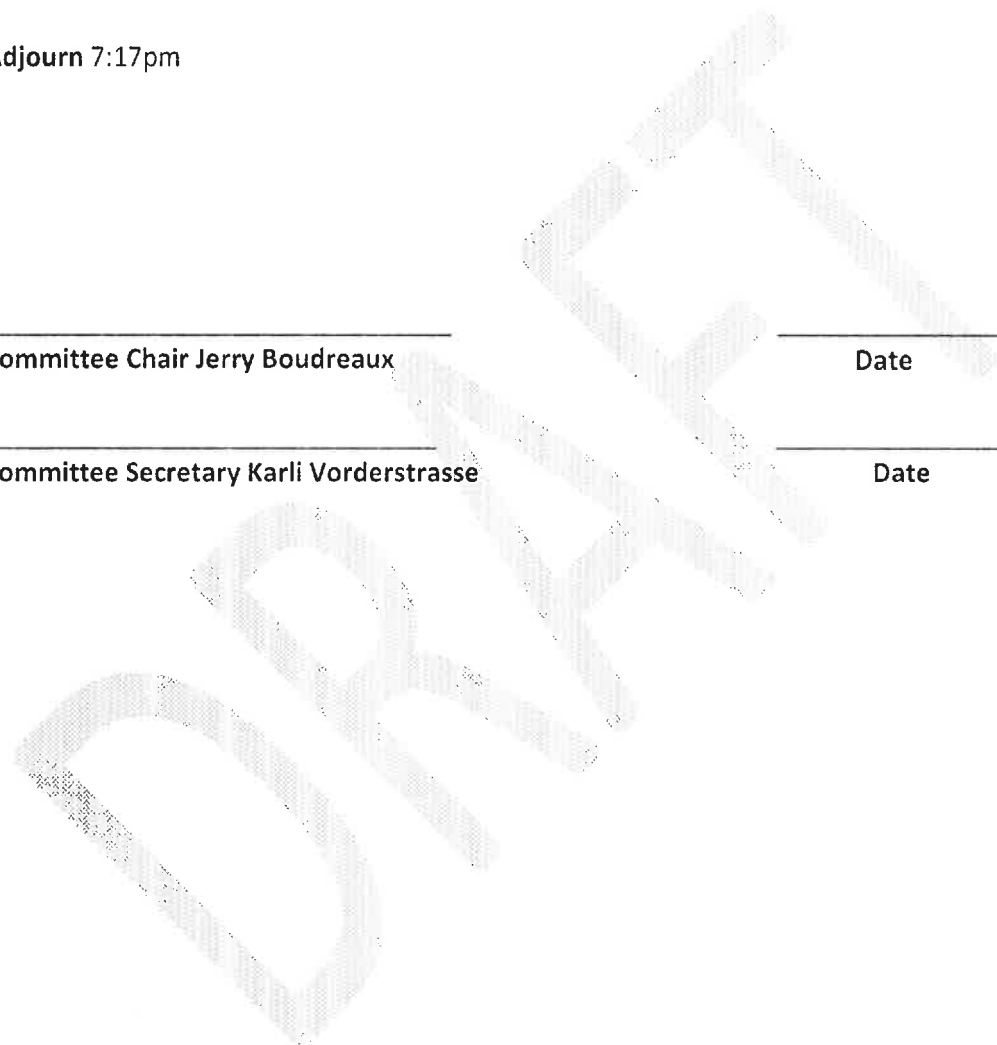
One of the members wanted to specifically state that within the use of the facilities that it is not acceptable to charge school clubs mat club or DBA to support those programs. Another COC member had an idea of if a club leaves a school is disarray they will be charged a fee after. Jerry stated that this is part of the planning process and we have a motion that passes 4:1.

6.0 **Public Input: Steve:** Important to sustain votes having no vote doesn't mean anything is wrong

7.0 **Next Meeting:** Recess to push to Sept 1<sup>st</sup> 2026 tentatively with updates via email as needed

8.0 **Adjourn** 7:17pm

_____	_____
Committee Chair Jerry Boudreaux	Date
_____	_____
Committee Secretary Karli Vorderstrasse	Date



**Dallas School District Enrollment Report**  
**May 2026**

School	Capacity	Kgtn	1	2	3	4	5	Total	Last Month	May 24/25	May 23/24	May 22/23	May 21/22	
<b>Lyle</b>	<b>[460]</b>	25	24	27	31									
		22	25	22	32									
		22	25	21	30									
<b>Total</b>		<b>69</b>	<b>74</b>	<b>70</b>	<b>93</b>			<b>306</b>	306	301	331	340	337	
<b>Oakdale</b>	<b>[412]</b>	24	25	24	24									
		23	26	24	25									
		22	26	23	25									
					24									
<b>Total</b>		<b>69</b>	<b>77</b>	<b>71</b>	<b>98</b>			<b>315</b>	320	310	330	362	359	
<b>Whitworth</b>	<b>[437]</b>					29	29							
						27	25							
						31	24							
						30	26							
						30	26							
						31	27							
<b>Total</b>				<b>0</b>	<b>178</b>	<b>157</b>	<b>335</b>	338	363	362	387	348		
<b>Total K-5</b>							<b>956</b>	964	974	1023	1089	1044		



<b>LUCKIAMUTE VALLEY CHARTER SCHOOLS</b>		
2025-26		
May		
<b>STUDENT TOTALS</b>		
	Current #'s	Last Year
In District	145	137
Out of District	62	71
<b>TOTAL STUDENT #'s</b>	<b>207</b>	<b>208</b>
<b>BREAKDOWN BY GRADE LEVELS</b>		
	Current #'s	Last year
Kindergarten	21	21
1st Grade	24	21
2nd Grade	24	23
3rd Grade	27	24
4th Grade	25	25
5th Grade	22	25
6th Grade	23	29
7th Grade	22	19
8th Grade	19	21
<b>NUMBERS CURRENT AS OF 04/29/26</b>		



## Luckiamute Valley Charter Schools

## Profit &amp; Loss

05/05/26  
Accrual Basis

April 2026

	Apr 26
Ordinary Income/Expense	
Income	
49900 · Uncategorized Income	263,396.00
R1510 · Earnings on Investments	1,630.39
R1990 · Miscellaneous	45.00
R3101 · State School Funds	536,928.22
R3199 · Other Unrestricted State Rev	3,170.70
R3299 · Other Restricted State Gr	77,640.13
R4300 · Restricted Rev. Direct from Fed	20,612.46
R4500 · Restricted Rev. from Fed	5,923.72
Total Income	909,346.62
Gross Profit	909,346.62
Expense	
1000 · 1000-INSTRUCTION	
1100 · Regular Programs	
1111 · Elementary Grades K-5	
111-111 · Licensed Salaries	37,651.54
111-112 · Classified Salaries	10,943.65
111-121 · Substitute Salaries	655.50
111-131 · Extra Duty Salaries	583.33
111-211 · PERS-Employer	12,978.45
111-212 · PERS-EPPT	3,026.88
111-220 · Social Security	4,009.57
111-231 · Worker's Comp	26.59
111-240 · Health Insurance	7,272.39
111-241 · OR-PFL	223.41
111-311 · Sub_Instructional Services	1,534.90
111-341 · Travel	318.80
111-355 · Printing	730.05
111-410 · Supplies	1,255.16
111-420 · Textbooks	318.00
Total 1111 · Elementary Grades K-5	81,528.22
1121 · Middle Programs 6-8	

## Luckiamute Valley Charter Schools

## Profit &amp; Loss

April 2026

05/05/26  
Accrual Basis

	Apr 26
121-111 · Licensed Salaries	22,801.11
121-112 · Classified Salaries	3,505.81
121-121 · Substitute Salary	196.27
121-211 · PERS-Employer	7,205.32
121-212 · PERS-EPPT	1,740.42
121-220 · Social Security	4,197.43
121-231 · Workers Comp	14.28
121-240 · Health Insurance	4,007.03
121-241 · OR-PFL	110.64
121-311 · Sub Instructional Services	1,982.32
121-355 · Printing	412.00
121-410 · Consumables	187.57
<b>Total 1121 · Middle Programs 6-8</b>	<b>46,360.20</b>
<b>Total 1100 · Regular Programs</b>	<b>127,888.42</b>
1250 · Special Programs	
125-111 · Certified Salaries	3,782.24
125-112 · Classified Salaries	5,308.57
125-131 · Extra Duty	583.33
125-211 · PERS Employer	2,541.89
125-212 · PERS-EPPT	353.52
125-220 · Social Security	740.06
125-231 · Workers Comp	5.95
125-240 · Health Insurance	
125-241 · OR-PFL	38.69
125-311 · Sub Instructional Services	752.40
125-340 · Travel	100.10
125-390 · General Professional/Tech	840.00
125-410 · Consumables	14.96
<b>Total 1250 · Special Programs</b>	<b>15,061.71</b>
1270 · Title I	
127-111 · Licensed Salaries	5,093.59
127-211 · PERS	1,504.43
127-212 · PERS-EPPT	341.62

## Luckiamute Valley Charter Schools

## Profit &amp; Loss

April 2026

05/05/26  
Accrual Basis

	Apr 26
127-220 · Social Security	435.55
127-231 · Worker's Comp	2.75
127-240 · Health Insurance	1,663.41
127-241 · OR-Paid Family Leave	22.78
	<hr/>
Total 1270 · Title I	9,064.13
	<hr/>
Total 1000 · 1000-INSTRUCTION	152,014.26
2000 · SUPPORT SERVICES	
2100 · Support Services - Students	
2113 · Social Work Services	
211-111 · Licensed Salaries	5,654.41
211-211 · PERS-Employer	1,404.56
211-212 · PERS-EPPT	339.26
211-220 · Social Security	428.95
211-231 · Workers Comp	1.94
211-240 · Health Insurance	1,090.24
211-241 · OR-PFL	22.62
211-311 · Sub Services	300.96
	<hr/>
Total 2113 · Social Work Services	9,242.94
	<hr/>
Total 2100 · Support Services - Students	9,242.94
2200 · Instructional Staff	
220-313 · Support Services	205.00
	<hr/>
Total 2200 · Instructional Staff	205.00
2310 · School Board	
231-131 · Extra Duty Stipend_Board Sec	
231-340 · Board Travel_Conference	645.00
	<hr/>
Total 2310 · School Board	645.00
2410 · School Administration	
241-112 · Confidential Salaries	7,176.20
241-113 · Administrator salaries	17,860.19

## Luckiamute Valley Charter Schools

## Profit &amp; Loss

April 2026

05/05/26  
Accrual Basis

	Apr 26
241-211 · PERS-Employer	6,761.44
241-212 · PERS-EPPT	1,113.19
241-231 · Workers Comp	10.72
241-240 · Health Insurance	2,600.00
241-241 · OR-PFL	97.56
241-311 · Sub Instructional Services	300.96
241-351 · Telephone	187.65
241-353 · Postage	27.14
241-390 · Professional Development	1,029.59
241-410 · Consumables	567.52
241-470 · Software	200.00
241-640 · Dues and Fees	2.95
<b>Total 2410 · School Administration</b>	<b>37,935.11</b>
<b>2500 · Support services-business</b>	
2520 · Fiscal services	
252-114 · Managerial Classified	8,312.50
252-211 · PERS - Company	2,213.87
252-212 · PERS EPPT	534.75
252-220 · Social Securitiy	655.59
252-231 · Workers Comp	2.17
252-232 · Unemployment	1,819.44
252-240 · Health-Employer	700.00
252-241 · OR-PFL	35.65
252-380 · Payroll and Accounting Servi...	42.00
252-640 · Dues and Fees	58.09
<b>Total 2520 · Fiscal services</b>	<b>14,374.06</b>
<b>2540 · Plant services</b>	
254-112 · Classified Salaries	2,711.82
254-131 · Extra Duty Plant Services	833.33
254-211 · PERS-Company	673.61
254-212 · PERS-EPPT	162.71
254-220 · Social Securitiy	207.46
254-231 · Worker's Comp	2.28
254-240 · Health Insurance	

## Luckiamute Valley Charter Schools

## Profit &amp; Loss

April 2026

05/05/26  
Accrual Basis

	Apr 26
254-241 · OR-PFL	10.84
254-322 · Repairs and Maintenance	-10.00
254-324 · Rental	637.00
254-325 · Electricity	2,093.55
254-327 · Water	110.62
254-328 · Garbage	658.69
254-329 · Other property services	497.00
254-410 · Supplies	240.00
Total 2540 · Plant services	8,828.91
2550 · Transportation	
255-331 · Transportation	20,376.20
Total 2550 · Transportation	20,376.20
Total 2500 · Support services-business	43,579.17
2660 · Technology Services	
266-112 · Classified Salaries	1,500.00
Total 2660 · Technology Services	1,500.00
Total 2000 · SUPPORT SERVICES	93,107.22
3000 · ENTERPRISE & COMMUNITY	
3120 · Food Services	
312-112 · Classified Salary	4,527.56
312-121 · Substitute	
312-211 · PERS-Employer	743.63
312-212 · PERS-EPPT	179.62
312-220 · Social Security/Medicare	346.36
312-231 · Workers Comp	3.45
312-240 · Health Insurance	1,112.85
312-241 · OR-PFL	18.11
312-311 · Non Instructional Services	132.42
312-341 · Mileage	259.60
312-410 · Supplies	36.46

## Luckiamute Valley Charter Schools

## Profit &amp; Loss

April 2026

05/05/26  
Accrual Basis

---

	Apr 26
312-450 · Food	<u>7,070.78</u>
Total 3120 · Food Services	<u>14,430.84</u>
Total 3000 · ENTERPRISE & COMMUNITY	14,430.84
6560 · Payroll Expenses	<u>-15.01</u>
Total Expense	<u>259,537.31</u>
Net Ordinary Income	<u>649,809.31</u>
Net Income	<u><u>649,809.31</u></u>

REVENUE		JULY/AUGUST	SEPT.	OCT.	NOV.	DEC.	JANUARY	FEB.	MARCH	APRIL	YTD Total
R1200	District Pass Thru Reimbursement									263,396.00	263,396.00
R1510	Earnings on investments	837.04	1,238.34	1,798.40	1,721.73	1,692.97	1,776.14	1,611.03	1,701.66	1,630.39	14,007.70
R1630	Special Functions										-
R1600	Food Service Sales		230.50	371.00			25.00		20.00		646.50
R1920	Donations Private Sources				3,625.00	786.00					4,411.00
R1960	Recovery Of A Prior Year Expenditure		11,061.96								11,061.96
R1990	Miscellaneous Income	2,000.00		730.00		53.08	85.00	22.00	106.27	45.00	3,041.35
R3101	State School Funds	456,277.56	456,277.56	228,138.78		228,138.78	456,277.56	228,138.78		536,928.22	2,590,177.24
R3102	OR Free Expanded Eligible Breakfast										-
R3120	Reduced Breakfast/Lunch										-
R3199	Other Unrestricted State Rev				3,969.26	2,428.18		6,232.84	3,830.36	3,170.70	
R3299	Restricted State Grants			83,303.57	(11.85)		15,391.37		1,541.67	77,640.13	177,864.89
R4300	Restricted Rev Direct from FED									20,612.46	20,612.46
R4500	Restricted Federal Grants Thru State			10,725.47	7,406.14	4,502.33		11,619.69	7,128.93	5,923.72	47,306.28
R4700	Grants in aid										-
R5400	Beginning Fund Balance										-
<b>TOTAL REVENUE</b>		<b>459,114.60</b>	<b>468,808.36</b>	<b>325,067.22</b>	<b>16,710.28</b>	<b>237,601.34</b>	<b>473,555.07</b>	<b>247,624.34</b>	<b>14,328.89</b>	<b>909,346.62</b>	<b>3,132,525.38</b>

EXPENDITURES BY OBJECT											
100	Salaries	54,100.00	151,754.50	166,200.08	126,741.48	135,195.76	140,890.10	152,864.27	148,902.58	139,665.94	1,216,314.71
200	Benefits	23,738.00	73,782.54	77,227.00	74,478.38	70,906.94	94,114.85	77,332.90	75,230.67	75,755.93	642,567.21
300	Services	22,260.46	8,144.74	42,275.17	47,878.28	17,988.08	27,641.43	18,749.40	15,567.08	34,163.95	234,658.58
400	Supplies	32,951.94	16,268.80	14,213.84	8,425.90	5,913.98	8,336.18	7,880.65	10,894.89	9,890.45	114,776.63
500	Equipment/Improvements	7,051.79	549.99	870.00	151.96		396.14	3,100.00	6,066.95		18,186.83
600	Dues & Fees	47,195.45	11.25	250.88	2,783.00	148.24	2,023.69	1,866.36	77.73	61.04	54,417.64
700	Contingency										-
<b>TOTAL EXPENDITURES</b>		<b>187,297.97</b>	<b>250,501.81</b>	<b>301,036.97</b>	<b>260,459.00</b>	<b>230,153.00</b>	<b>273,402.39</b>	<b>261,793.58</b>	<b>256,739.90</b>	<b>259,537.31</b>	<b>2,280,921.60</b>

EXPENDITURES BY FUNCTION											
1000	Instruction	27,998.47	152,677.62	183,932.10	148,561.27	141,396.55	165,940.27	166,615.87	155,218.32	151,999.25	1,294,339.72
2000	Support	142,753.19	82,361.45	99,685.01	99,364.13	78,215.01	92,540.04	77,104.02	78,350.42	93,107.22	843,480.49
3000	Food Services	12,390.83	15,462.74	17,419.86	12,381.64	10,541.44	14,922.08	18,073.69	23,171.16	14,430.84	138,794.28
4000	Improvements Other	4,155.37			151.96						4,307.33
6000	Operating Contingency										-
<b>TOTAL EXPENDITURES</b>		<b>187,297.97</b>	<b>250,501.81</b>	<b>301,036.97</b>	<b>260,459.00</b>	<b>230,153.00</b>	<b>273,402.39</b>	<b>261,793.58</b>	<b>256,739.90</b>	<b>259,537.31</b>	<b>2,280,921.60</b>

<b>FUND BALANCE</b>		<b>271,816.63</b>	<b>490,123.18</b>	<b>514,153.43</b>	<b>270,404.71</b>	<b>277,853.05</b>	<b>478,005.73</b>	<b>463,836.49</b>	<b>221,425.48</b>	<b>871,234.79</b>	
---------------------	--	-------------------	-------------------	-------------------	-------------------	-------------------	-------------------	-------------------	-------------------	-------------------	--

Luckiamute Valley Charter Schools  
 Profit & Loss Budget vs. Actual General Fund  
 July 2025 through April 2026

05/05/26  
 Accrual Basis

	Jul '25 - Apr 26	Budget	% of Budget
Ordinary Income/Expense			
Income	3,152,156.72	3,608,039.00	87.4%
Gross Profit	3,152,156.72	3,608,039.00	87.4%
Expense			
1000 · 1000-INSTRUCTION			
1100 · Regular Programs	1,090,024.52	1,760,297.00	61.9%
1250 · Special Programs	133,903.64	250,292.00	53.5%
1270 · Title I	74,363.77	111,960.00	66.4%
Total 1000 · 1000-INSTRUCTION	1,298,291.93	2,122,549.00	61.2%
2000 · SUPPORT SERVICES			
2100 · Support Services - Students			
2113 · Social Work Services	73,535.67	119,067.00	61.8%
Total 2100 · Support Services - Students	73,535.67	119,067.00	61.8%
2200 · Instructional Staff	205.00	2,000.00	10.3%
2220 · Library/Media Center	1,372.09	4,581.00	30.0%
2230 · Assessment and Testing	5,893.70	6,200.00	95.1%
2240 · Instructional Staff Development		6,000.00	
2310 · School Board	44,972.19	57,737.80	77.9%
2410 · School Administration	386,574.17	531,792.00	72.7%
2500 · Support services-business			
2520 · Fiscal services	134,834.39	369,986.00	36.4%
2540 · Plant services	124,586.24	160,980.00	77.4%
2550 · Transportation	54,195.59	68,366.00	79.3%

Luckiamute Valley Charter Schools  
**Profit & Loss Budget vs. Actual General Fund**  
 July 2025 through April 2026

05/05/26  
 Accrual Basis

	Jul '25 - Apr 26	Budget	% of Budget
Total 2500 · Support services-business	313,616.22	599,332.00	52.3%
2660 · Technology Services	14,303.25	27,295.00	52.4%
Total 2000 · SUPPORT SERVICES	840,472.29	1,354,004.80	62.1%
3000 · ENTERPRISE & COMMUNITY			
3120 · Food Services	137,865.28	174,576.00	79.0%
Total 3000 · ENTERPRISE & COMMUNITY	137,865.28	174,576.00	79.0%
4000 · FACILITIES ACQUISITION & CONSTR			
4150 · Building Acq, const, impr. Ser	4,307.33	19,808.00	21.7%
Total 4000 · FACILITIES ACQUISITION & CONS...	4,307.33	19,808.00	21.7%
6560 · Payroll Expenses	-15.01		
66900 · Reconciliation Discrepancies	0.11		
<b>Total Expense</b>	<b>2,280,921.93</b>	<b>3,670,937.80</b>	<b>62.1%</b>
Net Ordinary Income	871,234.79	-62,898.80	-1,385.1%
Other Income/Expense			
Other Income			
R5200 · Interfund Transfers		62,893.00	
Total Other Income		62,893.00	
Net Other Income		62,893.00	
<b>Net Income</b>	<b>871,234.79</b>	<b>-5.80</b>	<b>-15,021,289.5%</b>

05/05/26  
Accrual Basis

Luckiamute Valley Charter Schools  
Balance Sheet  
As of April 30, 2026

	<u>Apr 30, 26</u>
ASSETS	
Current Assets	
Checking/Savings	
.1000 · Operating Account 7001075924	430,014.03
.1002 · Food Service-144000940	11,317.42
.1006 · Money Market -7566012082	675,770.73
1072 · Bill.com Money Out Clearing	<u>-28.99</u>
Total Checking/Savings	1,117,073.19
Accounts Receivable	
.1200 · Accounts Receivable	<u>263,372.00</u>
Total Accounts Receivable	263,372.00
Other Current Assets	
2121 · Payroll Asset	<u>-0.33</u>
Total Other Current Assets	<u>-0.33</u>
Total Current Assets	<u>1,380,444.86</u>
TOTAL ASSETS	<u>1,380,444.86</u>
LIABILITIES & EQUITY	
Liabilities	
Current Liabilities	
Accounts Payable	
.2000 · Accounts Payable	<u>1,689.95</u>
Total Accounts Payable	1,689.95
Credit Cards	
1703 · Credit Card at Elan Financial	<u>1,063.01</u>
Total Credit Cards	1,063.01
Other Current Liabilities	

## Luckiamute Valley Charter Schools

## Balance Sheet

As of April 30, 2026

05/05/26  
Accrual Basis

---

	<u>Apr 30, 26</u>
.2100 · Payroll Liabilities	<u>35,907.76</u>
Total Other Current Liabilities	<u>35,907.76</u>
Total Current Liabilities	<u>38,660.72</u>
Total Liabilities	38,660.72
Equity	
3900 · Retained Earnings	470,549.35
Net Income	<u>871,234.79</u>
Total Equity	<u>1,341,784.14</u>
TOTAL LIABILITIES & EQUITY	<u><u>1,380,444.86</u></u>

### Dallas Community School

Financial Report - Q3, January 2026 to March 2026

*\*Revised Budget Approved in March 2026*

Bank Balances as of:	JUL 2025	AUG 2025	SEP 2025	OCT 2025	NOV 2025	DEC 2025
Columbia Bank Ending Balance	\$1,078,059.10	\$1,072,893.43	\$942,594.45	\$1,012,128.98	\$1,048,129.65	\$769,804.53
Live Oak Bank CD	\$214,455.70	\$215,223.91	\$215,969.96	\$216,743.60	\$217,494.92	\$218,274.02
Oregon State Credit Union CD	\$100,515.33	\$0.00	\$0.00	\$0.00	\$0.00	\$100,213.59

Bank Balances as of:	JAN 2026	FEB 2026	MAR 2026	APR 2026	MAY 2026	JUN 2026
Columbia Bank Balance	\$1,126,154.13	\$1,174,559.77	\$0.00	\$0.00	\$0.00	\$0.00
Live Oak Bank CD	\$219,055.91	\$219,718.25	\$0.00	\$0.00	\$0.00	\$0.00
Oregon State Credit Union CD	\$100,515.33	\$100,788.65	\$0.00	\$0.00	\$0.00	\$0.00

REVENUE/RESOURCES							
	JAN 2026	FEB 2026	MAR 2026	Actual YTD	Budget YTD	Annual Budget	BVA%
State School Funding	\$211,330.54	\$211,330.54	\$0.00	\$1,901,974.85	\$1,727,540.00	\$2,536,421.00	110.10%
Interest Income	\$1,083.63	\$935.66	\$0.00	\$6,816.67	-	\$9,600.00	-%
Restricted Grants	\$147,014.65	\$0.00	\$0.00	\$172,583.20	-	\$322,275.96	-%
Misc. Income	\$0.00	\$0.00	\$0.00	\$4,936.10	-	-	-%
<b>Total Revenue</b>	<b>\$359,428.82</b>	<b>\$212,266.20</b>	<b>\$0.00</b>				

100-GENERAL FUND [ALL EXPENDITURES ARE REPRESENTED HERE BY OBJECT CODE]							
	JAN 2026	FEB 2026	MAR 2026	Actual YTD	Budget YTD	Annual Budget	BVA%
100 Salaries	\$104,769.92	\$111,200.18	\$0.00	\$815,735.40	\$462,481.60	\$1,278,217.00	63.82%
200 Associated Payroll	\$52,701.43	\$19,348.19	\$0.00	\$355,723.02	\$332,019.98	\$687,743.00	51.72%
300 Services	\$26,120.27	\$20,197.63	\$0.00	\$220,305.28	\$201,797.72	\$422,103.00	52.19%
400 Supplies and Materials	\$4,371.50	\$6,349.44	\$0.00	\$59,203.49	\$34,826.51	\$94,030.00	62.96%
411 K-8 Allotments	\$8,557.07	\$8,334.00	\$0.00	\$70,846.58	\$79,153.42	\$150,000.00	47.23%
500 Equipment/Facility	\$409.90	\$308.98	\$0.00	\$56,705.68	\$23,794.32	\$80,500.00	70.44%
600 Dues & Fees	\$5,795.75	\$4,053.75	\$0.00	\$76,605.77	\$23,015.23	\$99,621.00	76.90%
<b>Total Expenditures</b>	<b>\$202,725.84</b>	<b>\$169,792.17</b>	<b>\$0.00</b>	<b>\$1,655,125.22</b>	<b>\$1,157,088.78</b>	<b>\$2,812,214.00</b>	

200-SPECIAL REVENUE FUNDS [INTEGRATED PROGRAM EXPENDITURES]							
	JAN 2026	FEB 2026	MAR 2026	Actual YTD	Budget YTD	Annual Budget	BVA%
100 Salaries	\$14,230.66	\$0.00	\$0.00	\$111,406.37	\$76,813.33	\$188,219.70	59.19%
200 Associated Payroll	\$5,687.18	\$0.00	\$0.00	\$39,209.77	\$18,758.85	\$57,968.62	67.64%
300 Services	\$0.00	\$0.00	\$0.00	\$8,089.42	\$12,107.56	\$20,196.98	40.05%
400 Supplies and Materials	\$149.41	\$2,604.89	\$0.00	\$17,892.23	\$17,334.75	\$35,226.98	50.79%
411 K-8 Allotments	\$0.00	\$0.00	\$0.00	\$0.00	\$0.00	\$0.00	-%
500 Equipment/Facility	\$0.00	\$0.00	\$0.00	\$27,020.00	-\$4,161.96	\$22,858.04	118.21%
600 Dues & Fees	\$0.00	\$0.00	\$0.00	\$0.00	\$0.00	\$0.00	-%
<b>Total Expenditures</b>	<b>\$20,067.25</b>	<b>\$2,604.89</b>	<b>\$0.00</b>	<b>\$203,617.79</b>	<b>\$120,852.53</b>	<b>\$324,470.32</b>	

#### Notes from the Business Office

**Cash Position:**

- Our primary checking account ended February 2026 with a balance of \$1,174,560. Our Certificate of Deposits (CD's) earned a total of \$935.66 of interest for the month, increasing the Live Oak CD balance to \$219,718, and OSCU CD to \$100,789.

**Revenue Highlights:**

- In February 2026, we received regular State School Fund (SSF) payment of \$211,330.54.

**Expenditures Highlights (All Funds):**

- February marked the second month of Q3 for the 2025–26 fiscal year. Total expenditures were \$169,792, which is lower than normal due to PERS not being posted in February following a reporting error. This will be corrected in the March financials. Overall, expenditures by object code are tracking as expected for this point in the year, with the exception of Object Code 600, which reflects annual fees paid earlier in the year.

**Restricted Grant Highlights (200):**

- As of January 2026, we have expended \$201,013 (62%) of our \$324,470 Integrated Program Grant budget, with 38% remaining. To date, \$172,583 has been received in reimbursements. A more detailed update will be provided at the end of Q3.



Luckiamute Valley Charter School  
 Board Meeting Minutes  
 Bridgeport Campus  
 March 18, 2026  
 6:30pm

**Call to Order:** The meeting was called to order by the chairperson at 6:33pm.

**Board Members Present:** Vicki Avery, Matt Beasley, Kendall Cates, Greg Oldham, Fred Weisensee **Staff Members Present:** Christy Wilkins, Daniel Shimek

**Board Secretary:** Donna Santa Maria

**Public In Attendance:** None

**1.Approval of Agenda-** Greg made a motion to approve.Fred seconded. All in favor.

**2.Consent Agenda-**

1.Approval of February Minutes-Fred made a motion to approve February minutes. Greg seconded. All in favor.

2.Jury Duty-Greg made a motion to approve Jury Duty policy to the handbook. Greg made a motion to approve, Fred seconded. All in favor.

**3.Announcements-**Next Board Meeting will be April 15 2026, 6:30pm.

**4.Public Comment-** None

**5.Old Business-**

1. Mission and Vision- an updated Purpose/Mission/Vision statement was accepted and voted on. Matt made a motion to approve the revised version. Greg seconded. All in favor.

## 6. New Business-

### 1. Directors Report- Christy Wilkins

- Fundraiser- Both Pedee and Bridgeport are participating in a calendar fundraiser.
- Bridgeport had another successful Dental Clinic.
- 2nd graders- OSU Football Team came to visit and read to the class.
- 4th Graders- had a wonderful talent show, many parents attended.
- 5th Graders- went up to Pedee for a visit to meet teachers, walk the campus in anticipation of next year.
- Pedee- Ms Zabeck took a small group of 8th graders to a regional robotics competition.
- Garden News- LVCS was awarded the ODE Farm to CNP Education grant.
- Budget- Matt, Christy, Christine and Daniel continue to build the 2026-2027 Budget.

2. Financial Report- Christine Caponi was absent. Matt Beasley gave an update and explained the budget process. The Budget should be set in May if ODE has finalized their numbers. LVCS can expect higher Pers and insurance rates, while setting aside monies for a building maintenance account.

### 3. Vote-

- 2026-2027 School Calendar- Fred made a motion to approve the 2026-2027 calendar, Matt seconded.
- Board Meeting Calendar- dates will remain the 3rd Wednesday of the month with the exception of no July meeting. November's meeting will be on that Tuesday rather than Wednesday due to conferences.

**7. Enrollment-** Bridgeport 143 Pedee 65 Total=208

**8. Adjournment-** Chairperson adjourned the meeting at 7:59pm.

**Mission Statement:**

Through our **E3** model at Dallas Community School, we **ENGAGE** students by fostering curiosity, **EMPOWER** them through meaningful, real-world learning experiences, and **EQUIP** them with the skills needed to make a positive impact in their communities.

## Community Innovation Partners Board of Directors Dallas Community School Agenda April 9, 2026

**In Person**

689 Main St.  
Dallas, OR 97338

**Join Zoom Meeting**

[https://us02web.zoom.us/j/87471057418?pwd=SDdHT2dRZE  
FUZEeXTGZ5bGY0dkJvdz09](https://us02web.zoom.us/j/87471057418?pwd=SDdHT2dRZEFUZEeXTGZ5bGY0dkJvdz09)

1. Board Meeting Call to Order - 5:30 PM
2. Public Comment:
3. Consent Agenda:
  - a. April 9, 2026 Agenda
  - b. March 4, 2026 Minutes
4. Board Member Appointment - Discussion / Action:
5. Treasurer's Report - Heather Irwin
  - a. February 2026 Financials
6. Executive Director Report - Andy Johnson
  - a. Executive Summary
    - i. Enrollment
    - ii. Programs / Community Engagement
  - b. Strategic Plan Update / Continuous Improvement
  - c. Challenges
  - d. Additional Highlights
7. Board Discussion and Action:
  - a. Executive Director - Goal Setting
  - b. 2026-27 Draft Budget Review (Vote in May)
  - c. Academic Calendar(s) Adoption
8. Adjourn

Next Meeting: Thursday, May 7, 2026 @ 5:30 PM

## Board Meeting Minutes for Wednesday, March 4, 2026 @ 6:30 PM

PLEASE NOTE: IN PERSON & ON VIDEO CONFERENCE

**Date:** March 4, 2026  
**Location:** 689 Main St., Dallas, OR 97338

### In Attendance

**President:** Wendy Sparks  
**Vice President:** Erin Miller  
**Secretary:** Heather Irwin  
**Treasurer:**  
**Board Members:** Jessica Mackey,  
**Staff:** Andy Johnson, Dawn Adams  
**Visitors:** Tara Townley, Scott Burwash, Molly Lunsford

**Mission Statement:** Through our **E3** model at Dallas Community School, we **ENGAGE** students by fostering curiosity, **EMPOWER** them through meaningful, real-world learning experiences, and **EQUIP** them with the skills needed to make a positive impact in their communities.

**1. Call to order:** 5:30 PM

**Agenda Adjustment:** Wendy S. moved to amend the agenda to move the Board Member Appointment to Item 4, move the Consent Agenda to Item 3, and add a discussion regarding the April meeting date. Erin M. seconded, and motion carried unanimously.

**2. Public Comment:** No public comment was made.

**3. Consent Agenda:** Erin M. motioned to approve the Consent Agenda. Wendy S. seconded. Motion carried unanimously. Move board member appt. to 4 move consent to 3 and add april meeting wendy motions and erin approved.

- a. March 4, 2026 Board Meeting Agenda
- b. February 4, 2026 Board Meeting Minutes

**4. Board Member Appointment - Discussion / Action:** Wendy S. introduced Tara Townley as a potential new board member and shared her background and interest in supporting Dallas Community School. Wendy S. moved to appoint Tara Townley to the Board of Directors. Erin M. seconded. Motion carried unanimously.

**5. Treasurer's Report:**

- a. **January Financials:** Heather I. presented the January financial report and noted that the school's budget remains on track for this time of year. Special Revenue section updates have been incorporated. Board members reviewed the financial reports and asked clarifying questions regarding facility and equipment expenditures in the special revenue section.

- b. **2025-26 Budget Revision:** Andy J. reviewed the proposed 2025–26 budget revision, highlighting adjustments to State School Fund revenue, updated grant allocations, staffing and benefits adjustments, professional development and travel updates, and facilities changes including the transition from an in-house custodial position to contracted cleaning services. He also noted updates to fiscal services staffing alignment. The Board discussed the changes and asked clarifying questions. Jessica M. moved to approve the 2025–26 Budget Revision, and Tara T. seconded the motion. The motion carried unanimously.

**6. Director Report by Andy Johnson:**

- a. **Executive Summary:** Andy J. provided highlights from the annual report submitted to the District in place of his standard Executive Summary. He shared that reports were submitted by Ian M. and Dawn A. Ian highlighted strong attendance at the high school, with a 93% attendance rate compared to the Oregon average of approximately 67%. K–8 attendance remains above 90%. Andy also noted that Dallas Community School is now fully accredited across the entire K–12 program. He reviewed enrollment trends, the school’s diverse student population, and the strong commitment families show to the program, including daily travel to attend the high school.

Andy reviewed academic performance data, noting that both math and ELA are currently at Level 2. He discussed early literacy initiatives in the K–8 program funded through grant dollars and the planned junior high expansion as part of continued academic improvement efforts. The school is using the STAR assessment, which is approved by the state for accountability reporting. Participation rates remain strong and close to the state benchmark of 94%.

Board members discussed special education trends, noting that approximately 22% of high school students currently have IEPs. Questions were raised about how this compares to other schools and the impact on staff capacity. Staff shared that Dallas Community School often serves students who benefit from the school’s individualized learning model and supportive environment. Additional discussion included the differences between IEPs, 504 plans, and personalized learning plans, as well as the school’s collaboration with district staff to better support students.

- i. **Enrollment Update:** Current enrollment includes approximately 200 students in K–8 with 8 students on the waitlist, and 69 students in the high school with a waitlist. The school has met with Blue Spruce and received approval to increase high school enrollment to 85 students next year.
- ii. **Programs / Community Engagement:** Nothing to Report
- iii. **Staffing Update:** Nothing to report
- b. **Strategic Plan Update / Continuous Improvement:** Andy discussed the continued focus on the school’s Continuous Improvement Plan, including efforts to strengthen math and ELA outcomes. The Board discussed the importance of supporting families with instructional strategies and resources. Ideas included offering parent training or

recorded resources to help families feel more confident supporting math instruction at home.

- c. **Challenges:** Andy J. noted that improving math and ELA outcomes remains an ongoing challenge. He discussed exploring ways to better support families in assisting students with academic work. Erin M. suggested offering recorded resources to provide flexible support for parents, and Andy indicated that the Absorb platform may be a helpful tool for hosting these materials.
- d. **Additional Highlights:** Nothing to Report

**7. Board Discussion and Action:**

- a. **Executive Director - Review / Goal Setting:** Andy J. requested that his evaluation be discussed in open session. Wendy S. distributed the Executive Director evaluation and reviewed the OSBA evaluation process with the Board. Board members discussed Andy's accomplishments over the past year, including the school's full K–12 accreditation and his continued professional development. Communication was noted as an area for continued growth. The Board also discussed Goal 4, which remains in development, and the importance of continuing to strengthen student agency across the program. The Board will finalize the evaluation narrative and establish Executive Director goals at the next meeting. Andy will bring proposed goals for Board consideration.
- b. **Budget Revision Vote:** Following earlier discussion of the proposed 2025–26 Budget Revision, Jessica M. moved to approve the revision. Tara T. seconded the motion. The motion carried unanimously.
- c. **April and Future Meeting Date Changes:** The Board discussed moving regular meetings back to Thursdays at 5:30 PM. The April meeting will be held on April 9, 2026 at 5:30 PM, and future meetings will return to the first Thursday of the month, with the exception of June pending confirmation due to graduation scheduling. Erin M. moved to approve the meeting date changes. Jessica M. seconded the motion. The motion carried unanimously.


8. **Executive Session - Personnel Matter and Legal Consultation:** At approximately 6:45 pm, the Board entered Executive Session under ORS 192.660(2)(b) to consider a personnel matter and ORS 192.660(2)(h) to consult with legal counsel.

9. **Return to Open Session and Possible Action:** The Board returned to open session. The Executive Director reported that the Board discussed a personnel matter and provided direction regarding next steps. No formal action was taken.

**Adjourn:** 7:03 PM

**Next meeting:** April 9, 2026 @ 5:30 PM

**Dallas Community School**  
**Proposed DRAFT Budget & Narrative**  
2026-27



**DALLAS COMMUNITY  
SCHOOL**

## **EXECUTIVE DIRECTOR'S MESSAGE**

As we reflect on the 2025–26 school year, we are proud of the continued growth and increased stability across Dallas Community School. A key shift this year was the strategic decision to cap enrollment, allowing us to better align staffing, programming, and resources. This intentional approach has strengthened our ability to plan effectively, reduce budget variability, and create a more consistent learning environment for both students and staff. We also saw increased leadership involvement across both campuses, strengthening systems, supporting staff, and ensuring alignment with our mission to Engage, Empower, and Equip.

Looking ahead to 2026–27, our focus is on thoughtful expansion and mission-aligned investment. A central priority is the development of a new junior high program, designed to support students, creating a stronger transition into high school by building academic readiness, independence, and engagement. This work reflects our commitment to creating a cohesive K–12 experience for our students.

We are investing in our staff through a 5% salary increase to remain competitive and support retention, alongside a continued commitment to high-quality professional development. In support of our growing high school, we will continue facility improvements through a phased remodel approach, aligning expansion with enrollment.

The budget also includes a planned, short-term deficit to support the strategic addition of an administrative position, ensuring continuity in leadership without impacting student programming. Overall, this budget reflects a balance of strategic investment and responsible planning, positioning Dallas Community School to continue delivering on its mission with clarity and purpose.

We are grateful for the continued support of our board, staff, and community as we move into the 2026–27 school year with clarity, purpose, and momentum.

## BUDGET NARRATIVE

### A. Key Financial Highlights:

We are projecting total revenue of \$3,153,906, with \$2,804,018 coming from the State School Fund (SSF), mostly on projected enrollment growth at the high school. We also anticipate receiving \$338,489 through the ODE's Integrated Grants Program, which includes funding from the Student Investment Account (SIA), High School Success (HSS), and the Early Literacy Grant (ELG). Total proposed expenditures are \$3,246,373, supporting core instructional programs, student services, facility operations, and administrative needs.

The budget includes a projected net loss of \$92,467, reflecting a planned investment year as the school continues to expand programming and staffing. Despite this, the school maintains a strong financial position, with a projected ending fund balance of \$1,060,259.

### B. Revenue Assumptions:

For 2026–27, we are projecting State School Fund (SSF) revenue of \$2,804,018, based on enrollment estimates of 198 K–8 students and 78 high school students. This reflects continued growth, particularly at the high school level, and supports the expansion of programs and services. As with prior years, enrollment is budgeted conservatively to minimize the need for mid-year adjustments related to average daily membership (ADM) recalculations.

Through the Integrated Grants Program, we anticipate receiving a combined \$338,489 in funding from the Student Investment Account (SIA), High School Success (HSS), and the Early Literacy Grant (ELG). These revenues are included in the General Fund to reflect the full cost of operating the school, while also being tracked separately to ensure compliance and transparency.

Other revenue includes anticipated interest earnings of \$11,400.

*Note: Revenue projections are based on current estimates and are subject to change at the state level. The budget is built with flexibility in mind to respond to any adjustments.*

### C. Expenditure Highlights: Total proposed expenditures for 2026-27 are \$3,246,373, broken down into three main categories (functions):

- **1000 – Instruction: \$1,306,945**  
Covers all expenses directly related to instruction for both the K–8 and high school programs. Instructional spending increases to support additional staff (2.5 FTE), a 5% salary adjustment, expanded programming with the addition of a junior high, and targeted investments in professional development and technology. You'll also see the addition of Function 1132 – High School Extracurricular, which reflects growing student activities such as yearbooks and cap and gown. These costs will be primarily student-funded, with limited school support for items such as snacks.
- **2000 – Support Services: \$1,893,339**  
Includes all areas that support programs, such as Guidance Services, School Administration, Fiscal Services, and Facilities. Increases in this area reflect the continued operation of two campuses, the strategic addition of an administrator to support a planned leadership transition, rising benefit costs, contracted custodial services, and ongoing facility maintenance and improvements.

- **5000 – Debt Services: \$46,089**

Represents loan principal and interest payments related to facility improvements.

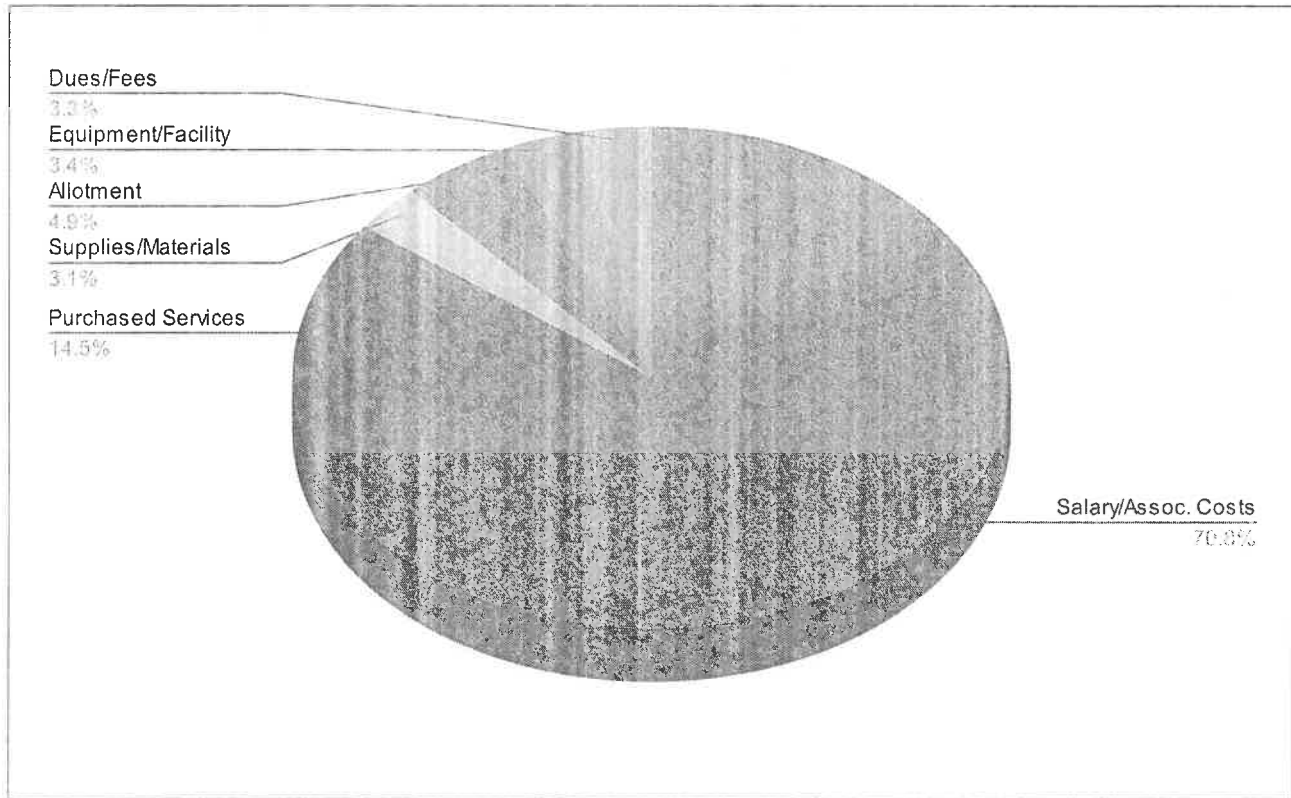
### 2026-27 Investment Summary: Supporting Strategic Growth

This budget prioritizes people, with 70.8% invested in personnel to support student learning. Increases reflect a 5% salary adjustment and leadership transition year, while services and facilities support two campuses, professional development, and a phased high school remodel. Overall, the budget maintains a balanced approach for sustainable growth.

Acct	Account Title	Total	% of Total
100	Salaries	\$1,490,433.00	45.91%
200	Associated PR Costs	\$807,444.00	24.87%
300	Purchased Services	\$469,111.00	14.45%
400	Supplies/Materials	\$101,225.00	3.12%
411	Allotment	\$160,000.00	4.93%
500	Equipment/Facility	\$109,500.00	3.37%
600	Dues/Fees	\$108,662.00	3.35%
<b>Total General Fund</b>		<b>\$3,246,375.00</b>	<b>100.00%</b>

**Data Summary**

Salary/Associated Costs	\$2,297,877.00	70.8%
Purchased Services	\$469,111.00	14.5%
Supplies/Materials	\$101,225.00	3.1%
Allotment	\$160,000.00	4.9%
Equipment/Facility	\$109,500.00	3.4%
Dues/Fees	\$108,662.00	3.3%
<b>Total:</b>	<b>\$3,246,375.00</b>	<b>100.0%</b>



## 2026-27 Proposed DRAFT Budget (April 2026)

K-8 - Student Count	194	198
DCHS - Student Count	68	78

	2025-26 APPROVED BUDGET	2026-27 BUDGET FORECAST
<b>REVENUES</b>		
1510 Interest	\$9,600	\$11,400
3101 State School Fund	\$2,591,310	\$2,804,018
3200 Restricted Grants	\$325,222	\$338,489
<b>RESOURCES TOTAL:</b>	<b>\$2,926,132</b>	<b>\$3,153,906</b>

	2025-26 APPROVED BUDGET	2026-27 BUDGET FORECAST
<b>EXPENSES</b>		
<b>1000 INSTRUCTION</b>		
1111 K-8 Program		
1111-111 Certified Salaries	\$435,381	\$513,202
1111-112 Classified Salaries	\$57,063	\$84,964
1111-121 Sub. Teacher Salaries	\$5,000	\$5,000
1111-240 Health/Dental Insurance	\$44,866	\$68,811
1111-312 Extracurricular Programs	\$7,000	\$7,000
1111-319 Professional & Tech Svs.	\$5,500	\$5,500
1111-340 Travel	\$3,000	\$5,750
1111-390 Professional Development	\$1,500	\$4,400
1111-410 Consumable Supplies	\$9,000	\$9,360
1111-411 Allotment	\$160,000	\$160,000
1111-460 Non-Consumables Supplies	\$2,000	\$1,000
1111-470 Computer Software	\$6,300	\$6,615
1111-480 Computer Hardware	\$2,000	\$8,000
1111-550 Technology Equipment	\$0	\$6,000
1111-640 Dues & Fees	\$5,675	\$5,675
<b>Total:</b>	<b>\$744,285</b>	<b>\$891,277</b>

1131 High School Program		
1131-111 Certified Salaries	\$218,735	\$254,635
1131-112 Classified Salaries	\$28,184	\$43,558
1131-121 Sub. Teacher Salaries	\$10,000	\$6,500
1131-240 Health/Dental Insurance	\$26,922	\$39,325
1131-310 Professional/Tech. Svs.	\$1,500	\$1,500
1131-311 Instruction Services	\$2,000	\$0
1131-312 Extracurricular Programs	\$5,000	\$5,000
1131-324 Rentals	\$5,000	\$5,000
1131-340 Travel	\$3,500	\$2,550
1131-390 Professional Development	\$2,000	\$1,800
1131-410 Consumable Supplies	\$7,000	\$8,000
1131-420 Textbooks	\$1,000	\$1,000
1131-460 Non-Consumables Supplies	\$14,000	\$5,000

1131-470	Computer Software	\$8,700	\$9,000
1131-480	Computer Hardware	\$5,030	\$9,000
1131-550	Technology Equipment	\$6,000	\$0
1131-640	Dues & Fees	\$1,500	\$0
<b>Total:</b>		<b>\$346,071</b>	<b>\$391,868</b>

**NEW - 1132 High School Extracurricular**

1132-410	Consumables	\$0	\$500
1132-601	Yearbooks	\$0	\$3,000
1132-302	Cap & Gown Supplies	\$0	\$1,500
<b>Total:</b>		<b>\$0</b>	<b>\$5,000</b>

1283 Expanded Options/PE

1283-371	Tuition	\$15,000	\$16,800
1283-420	Textbooks	\$0	\$0
<b>Total:</b>		<b>\$15,000</b>	<b>\$16,800</b>

1289 STEAM Machine

1289-410	Consumable Supplies	\$2,000	\$1,000
1289-460	Non-Consumable Supplies	\$2,000	\$1,000
<b>Total:</b>		<b>\$4,000</b>	<b>\$2,000</b>

<b>INSTRUCTION TOTAL:</b>	<b>\$1,109,356</b>	<b>\$1,306,945</b>
---------------------------	--------------------	--------------------

		<b>2025-26 APPROVED BUDGET</b>	<b>2026-27 BUDGET FORECAST</b>
<b>2000</b>	<b>SUPPORT</b>		
2120	Guidance Services		
2120-111	Certified Salaries	\$0	\$0
2120-318	Professional Development	\$2,000	\$2,500
2120-324	Rental	\$2,000	\$2,500
2120-410	Consumable Supplies	\$4,500	\$1,000
2120-480	Computer Hardware	\$0	\$0
<b>Total:</b>		<b>\$8,500</b>	<b>\$6,000</b>
2220	Library Media Center		
2220-410	Consumables	\$0	\$250
2220-430	Library Books	\$2,000	\$2,000
2220-640	Dues and Subscriptions	\$1,500	\$1,500
<b>Total:</b>		<b>\$3,500</b>	<b>\$3,750</b>
2230	Assessment and Testing		
2230-312	Testing Services	\$5,000	\$5,000
2230-410	Consumable Supplies	\$750	\$500
<b>Total:</b>		<b>\$5,750</b>	<b>\$5,500</b>
2231	DCS Board of Directors		
2231-355	Printing	\$0	\$0
2231-410	Consumable Supplies	\$500	\$500
2231-640	Dues/Fees	\$0	\$0
<b>Total:</b>		<b>\$500</b>	<b>\$500</b>

## 2400 School Administration

2400-112	Classified Salaries	\$162,510	\$171,354
2400-113	Administrative Salaries	\$315,448	\$406,220
2400-121	Administrative Substitutes	\$10,000	\$5,000
2400-240	Health/Dental Insurance	\$53,790	\$68,785
2400-310	Professional/Tech. Svs.	\$6,000	\$6,000
2400-340	Travel	\$13,000	\$3,685
2400-353	Postage	\$1,000	\$1,000
2400-355	Printing	\$14,000	\$15,000
2400-382	Legal Services	\$7,000	\$7,000
2400-390	Professional Development	\$13,000	\$3,000
2400-410	Consumable Supplies	\$1,000	\$1,200
2400-470	Computer Software	\$27,000	\$18,500
2400-480	Computer Hardware	\$3,000	\$2,500
2400-640	Dues/Fees	\$10,000	\$11,000
2400-651	Liability Insurance	\$29,662	\$33,221
	<b>Total:</b>	<b>\$666,410</b>	<b>\$753,464</b>

## 2410 Office of the Principal

2410-410	Consumable Supplies	\$3,000	\$3,000
	<b>Total:</b>	<b>\$3,000</b>	<b>\$3,000</b>

## 2520 Fiscal Services

2520-114	Managerial Salaries	\$0	\$0
2520-211	PERS Employer Contribution	\$334,420	\$397,666
2520-212	PERS EPPT Pick Up	\$74,199	\$88,436
2520-219	Payroll Taxes (FICA)	\$94,604	\$112,756
2520-231	Workman's Comp	\$7,420	\$9,600
2520-232	Unemployment	\$15,750	\$16,065
2520-235	Family Paid Leave	\$10,000	\$6,000
2520-310	Professional/Tech. Svs.	\$30,900	\$30,912
2520-380	Payroll Service Fees	\$12,000	\$12,240
2520-381	Audit Services	\$24,000	\$26,500
2520-390	Professional Development	\$1,500	\$1,500
2520-410	Consumable Supplies	\$750	\$1,000
2520-460	Non-Consumable Supplies	\$0	\$0
2520-470	Computer Software	\$500	\$500
2520-480	Computer Hardware	\$1,000	\$2,500
2520-640	Dues/Fees	\$1,000	\$1,000
	<b>Total:</b>	<b>\$608,043</b>	<b>\$706,675</b>

## 2540 Facility Services

2540-112	Classified Salaries	\$19,330	\$0
2540-321	Cleaning	\$18,500	\$48,000
2540-322	Repairs/Maintenance	\$20,596	\$21,008
2540-324	Rental	\$143,523	\$147,829
2540-325	Electricity	\$24,408	\$25,140
2540-326	Fuel-Heating/Cooling	\$11,390	\$10,500
2540-327	Water	\$3,500	\$3,675
2540-328	Garbage	\$4,032	\$4,530
2540-329	Other Property Services	\$0	\$0

2540-351	Telephone/Fiber/Network	\$30,754	\$32,292
2540-390	Professional/Tech. Svs.	\$5,000	\$2,500
2540-410	Consumables Supplies	\$6,000	\$6,300
2540-460	Non-Consumables Supplies	\$2,000	\$2,000
2540-520	Major Building Improvements	\$25,000	\$50,000
2540-530	Improvement Other Than Building	\$25,000	\$7,500
2540-541	Equipment	\$2,500	\$40,000
2540-542	Replacement Equipment	\$22,000	\$6,000
2540-640	Dues/Fees	\$500	\$500
2540-653	Property Insurance Premium	\$6,359	\$6,677

<b>Total:</b>	<b>\$370,392</b>	<b>\$414,450</b>
---------------	------------------	------------------

<b>SUPPORT TOTAL:</b>	<b>\$1,666,095</b>	<b>\$1,893,339</b>
-----------------------	--------------------	--------------------

5000 **DEBT. SERVICES**

5110 Long Term Debt. Service

5110-610	Loan Payments	\$10,759	\$10,759
5110-621	Regular Interest	\$35,330	\$35,330

<b>Total:</b>	<b>\$46,089</b>	<b>\$46,089</b>
---------------	-----------------	-----------------

<b>TOTAL EXPENSES:</b>	<b>\$2,821,540</b>	<b>\$3,246,373</b>
------------------------	--------------------	--------------------

	2025-26 APPROVED BUDGET	2026-27 BUDGET FORECAST
--	-------------------------------	-------------------------------

5220	<b>NET INCOME:</b>	<b>\$104,592</b>	<b>-\$92,467</b>
	Beginning Cash Balance:	\$1,048,134	\$1,152,726
	Ending Cash Balance:	\$1,152,726	\$1,060,259

*\*2026-27 beginning cash balance reflects projected, unaudited 2025-26 ending balance.*