# Summer Literacy Connections

## Rising Grade 1



Dear Families,

It has been a wonderful year, full of learning and fun! Our children have worked incredibly hard and have grown tremendously as learners. We are proud of all the progress they have made during the school year.

As the school year winds down, we encourage you to plan for a summer of reading with your children. Research has shown that children who read during the summer months sustain reading gains made during the school year. Additionally, it is helpful to revisit skills that may otherwise be forgotten over the summer months.

Of course, summer is a time for vacations, camp and pursuing new interests. However, we would like to provide families with some suggestions for summer academic work.

Again, we respect your vacation time and the need in the summer for children to play and have fun. The activities and suggestions on the following pages are recommended, but remain optional.

Have a safe, healthy and happy summer!

The Kindergarten Team & Literacy Coaches

# Trick Words

Trick words (also commonly called “sight” words) are words that often do not follow conventional phonics rules. They also tend to be high frequency words, so it is important that students learn to recognize them with increasing automaticity!

This year, your child was introduced to many new sight words. We recommend that rising first grade students practice **reading** the following words in isolation and in context of familiar stories!

the, a, and, are, to, is, his, as, has, was

we, she. he, be, me, I, you, they

or, for, of, have, from, by, my, do, one

Although we provide a set of flashcards for you, trick words can be practiced in many fun and creative ways to keep learning interesting and hands-on for your child. Be sure to check out the suggested list of activities, games and tech connections on the next page for ideas.

| | |
|---|---|
| the | and |
| a | are |
| is | to |

| | |
|---|---|
| as | his |
| has | we |
| was | she |

| | |
|---|---|
| he | be |
| you | me |
| they | I |

| | |
|---|---|
| or | for |
| have | of |
| by | from |

| | |
|---|---|
| my | do |
| | one |
| | |

# Reviewing Trick Words

## Can you Find?

Lay cards on table, face up. Ask the student to find a given word. If they find it, they keep it. Keep going until all cards are picked up.

## Concentration

Using double copies of the words, take turns turning over two cards at a time, trying to make a match. The player must read the word correctly to get the match.

.

## Go Fish

Using double copies of the words, pass out all but 5-6 of the words. Put these in a stack, face down, on the table. Look for matches in your set of cards (each player must be able to read the word or the set goes in the stack on the table). Take turns asking each other for cards to make matches. The person with the most matches at the end is the winner.

## Who Has More?

Flash cards to student. If they read the word within 5 seconds, they keep the card. If not, you keep the card. The goal is that the child has more than you at the end of the game.

## BINGO

Draw a simple Bingo card (5 boxes wide and 5 high) and put sight words in the boxes. You may need to repeat words to have 25 words. On little slips of paper put the locations (B1 etc.). Draw a slip and if the child can read the word in the box they get to put a token in the corresponding box on his BINGO card. If he can't read it, you get to put a token in your corresponding box. The winner is the person who gets 5 boxes in a row.

# Building Words



Keep spelling and phonic skills fresh with word building using the letter tiles on the next pages! Here is a list of Kindergarten appropriate review words.

| Short A Words | Short E Words | Short I Words | Short O Words | Short U Words |
|---|---|---|---|---|
| cat | bed | dip | dot | mug |
| map | red | tip | mop | tug |
| jab | wet | quiz | fox | but |
| wax | web | quit | cob | rug |
| pat | pet | zip | cot | bus |
| mad | yes | fix | sob | bun |
| nap | bet | kid | job | cub |
| zap | ten | kit | lot | pup |
| tax | peg | lid | not | hut |
| cap | den | him | pot | nut |
| cab | Ben | dig | cop | fun |
| | | fit | | sub |
| | | hit | | |

Words with Digraphs (2 letters that make 1 sound)

shut thud rash math whip
shop thin lash mash with
chin duck moth deck thick
chat dock fish sack quack

| | | | | | |
|---|---|---|---|---|---|
| A | B | C | D | E | F |
| G | H | I | J | K | L |
| M | N | O | P | Qu | R |
| S | T | U | V | W | X |
| Y | Z | a | b | c | d |
| e | f | g | h | i | j |
| k | l | m | n | o | p |

| | | | | | |
|---|---|---|---|---|---|
| qu | r | s | t | u | v |
| w | x | y | z | wh | ch |
| sh | th | ck | ing | | |



# Making The Most of Summer Reading

This is an exciting time for your child as a reader! We have a long summer to relax, so it's important that beginning readers continue to practice their reading skills every day to keep them fresh.

We recommend that children continue to read out loud to you for 10-15 minutes per day from a "just right book". A "Just Right" book should be a book that your child can read comfortably and understand with little help from you!

Continue to read aloud to your child from a variety of different genres and from books on a variety of different topics. You never know what will spark his or her interest!

Choose a series together to read over the summer and follow the same characters through different adventures!

Encourage your child to reread for fluency or "reread until you sound like you are talking!"

Explore audio books! Listening to a book is a great option if a selected book is too hard for the reader,



# Engaging Your Young Readers

As your children grow as readers, it is important to make sure that they are understanding what they are reading. Here are some quick and easy prompts you can ask after your children finish reading to encourage comprehension!

Who are the characters? What are they like?

How did the character feel when _____? How do you know?

Why did the character _____?

Did the character change in the story? How?

What is the setting? Where does the story take place? When does it take place?

What is the problem? How is the problem solved?

What lesson do the characters learn?

What do you predict will happen next?




What did you learn about this topic?

Did you notice any text features? How do they help you?

What was the big idea in this book? What did the author want you to learn?

Do you think this is a good title for the book? Why or why not?

What are some new words that you learned?

Do you have any questions after reading this book?