

Midwest Princess Annabella Benvie, Windsor Forest

Palid Defacement Emma Lawson-Snyder, Savannah Arts



Head in the Game Abrianna Rawls, Savannah Arts

Angola Amelia Lynch, Garrison



FY2027 Preliminary Budget (SY 2026-2027)

Savannah-Chatham County School System

190 Technology Circle, Savannah, GA 31407 | (912) 395-5600 | sccpss.com



Savannah-Chatham County Public School System

208 Bull Street / Savannah, Georgia 31401 – (912) 395-5600

April 29, 2026

Members of the Chatham County Board of Education and Citizens of Chatham County:

I present to you the FY 2026-2027 Preliminary Budget for All Funds for the Savannah-Chatham County Public School System. This year's preliminary 2027 budget, when adopted, will serve as the key operating plan for the district as we move our school system closer to being a world-class school system where ALL children are learning at high levels. This budget document is the product of much planning and effort on the part of both staff members and faculty to meet district and school benchmarks within available resources. The Preliminary Budget is taxpayer friendly and fiscally responsible, protects the academic programs, and provides for safe and secure schools.

I wish to thank this community for its interest in, and commitment to, public education. I hope you find this document comprehensive and useful in understanding our financial plan for this fiscal year. I welcome your input as we move the Savannah-Chatham County School System toward a system where ALL students achieve academic excellence.

Sincerely,

S. Denise Watts, Ed. D.
Superintendent of Schools

Vision: From school to the world: All students are prepared for successful and productive futures.

Mission: Together, we ignite and foster lifelong learning at the highest levels for all.



Savannah-Chatham County Public Schools

Executive Summary

- GFOA (Government Finance Officers Association) Recognition Award
- ASBO (Association of School Business Officials International) Award
- Savannah-Chatham County Public Schools Mission and Vision Statement
- SCCPSS Strategic Plan 2031- Latest News
- FY 2027 Budget Process
- FY 2026 -2027 Budget Calendar





GOVERNMENT FINANCE OFFICERS ASSOCIATION

*Distinguished
Budget Presentation
Award*

PRESENTED TO

**The Board of Public Education
for the City of Savannah and the County of Chatham
Georgia**

For the Fiscal Year Beginning

July 01, 2025

Christopher P. Morrill

Executive Director



ASSOCIATION OF
SCHOOL BUSINESS OFFICIALS
INTERNATIONAL

This Meritorious Budget Award is presented to:

SAVANNAH-CHATHAM COUNTY PUBLIC SCHOOL SYSTEM

for excellence in the preparation and issuance of its budget
for the Fiscal Year 2025–2026.

The budget adheres to the principles and standards
of ASBO International's Meritorious Budget Award criteria.



A handwritten signature in black ink, reading 'Ryan S. Stechschulte'.

Ryan S. Stechschulte
President

A handwritten signature in black ink, reading 'James M. Rowan'.

James M. Rowan, CAE, SFO
CEO/Executive Director

Savannah-Chatham County Public Schools

Mission Statement

Together, we **ignite** and **foster** lifelong learning at the **highest** levels for **all**.



Vision Statement:

From school to world: All students prepared to be successful and productive citizens.

Guiding Principles

Guiding Principles are the shared values and management style of the organization. They articulate the ethical standards by which the organization makes decisions and conducts activities.

Guiding Principle 1:

The school board provides governance, establishes policies, and evaluates the superintendent while providing autonomy for meeting established goals and for managing day-to-day operations.

Guiding Principle 2:

All students' academic and personal achievements will be at levels that will enable them to be fully productive citizens beyond graduation.

Guiding Principle 3:

Education is a shared responsibility among home, school and community.

Guiding Principle 4:

A safe, secure, healthy, and positive environment is essential for the education of all.

Guiding Principle 5:

The commitment to the equitable allocation of resources is essential for all students to learn, grow, and achieve at their highest levels.

Guiding Principle 6:

Fiscal responsibility, accountability, and stewardship must be maintained to ensure equitable allocation of resources.

Guiding Principle 7:

Positive relationships with all stakeholders are built through a culture of diversity, equity, inclusion, respect, and transparency.



What is a strategic plan?

A strategic plan is how we turn our vision for students into action. Serving as our collective roadmap, this five-year plan sets the direction for the school district, highlights our main priorities, and defines how we'll measure progress. With this plan, we make well-informed choices about resource allocation, coordinate work across schools and departments, and remain focused on building a brighter future for every student.

Who creates the strategic plan?

The entire community – from students, staff, families, school and district leaders, elected officials, businesses, and educational partners – share their perspectives and hopes to shape the strategic plan.

This plan will make us a fearless district that dares to dream and is unafraid to challenge the status quo.

~Dr. Denise Watts, Superintendent

The following outlines what is next in our systemwide strategic planning process.

- Synthesis, Priority and Measurement – Synthesize input to prioritize systemwide focus areas and define success measures. (March -April 2026)
- Implementation Launch – Prepare for final approval and ready the plan for action. (May 2026- June 2026)
- Implementation & Monitoring – Execute, monitor, and adjust the plan (June 2026 – June 2031)

The Strategic Plan, Vision for the Future 2031, will serve as our guide from July 1, 2026 through June 30, 2031.



Here is the latest news on input for Strategic Plan 2031

Stakeholder Engagement

Feedback was collected from students, families, educators, school and district leaders, civic leaders and community partners across Savannah and Chatham County.



50 Interviews 20 Focus Groups 4 Community Meetings 4,588 Survey Responses 1 Community Forum

What We Heard

(from families, students, staff, and community partners)

Strengths to Build On



- Dedicated educators across the district
- Expanding academic and career opportunities for students
- Strong community partnerships
- Innovative programs and modern learning environments

Areas Needing Improvement



- More consistent school experiences
- Clearer, more transparent communication
- Stronger student behavior and wellness supports
- Sustainable teacher workload and staffing
- More equitable access to opportunities and services

What We're Doing

(Districtwide strategic actions aligned to our new Strategic Plan)

Instructional Excellence

Strengthening teaching and learning expectations across all schools

Student Wellness & Experience

Expanding behavioral, mental health, and student support systems

Talent Development and Retention

Improving recruitment, onboarding, and long-term support for staff

Infrastructure and Operations

Investing in systems, technology, and facilities that support schools

Communication, Trust & Branding

Creating clearer, more consistent communication with the public

Community Partnerships

Deepening collaboration with families, business, and community organizations



What Will Be Different

For Families



- Clearer, more consistent communication from schools and the district
- Greater trust through transparency and accountability
- More opportunities to engage as partners in student success
- Confidence that all schools meet strong shared experiences

For Students



- More consistent learning experiences across schools
- Increased access to academic programs, career pathways, and supports
- Safer, more supportive school environments
- Preparation for college, careers, and life after graduation

For Staff



- Clear districtwide expectations and support systems
- Improved onboarding, development, and leadership support
- Better tools, systems, and processes to reduce overload
- A more stable, supported, and valued workforce



FY2027 Budget Process

General Guidelines

The Savannah-Chatham County Public School System (SCCPSS) is committed to responsible financial stewardship. As current expenditures continue to outpace projected revenues, the district will ensure that ongoing operating costs are supported by ongoing revenue sources. The budget process is school-based and department-based, aligning resources with clearly defined goals and objectives.

A districtwide budget control system ensures compliance with the adopted budget throughout the fiscal year. The annual budget will also provide adequate funding for the maintenance and replacement of capital assets, ensuring that facilities and equipment remain safe, functional, and aligned with long-term needs.

Budget Process Overview

Planning

Planning is a year-round effort involving central office, instructional leaders, and operational staff. This phase focuses on:

- Identifying and prioritizing educational needs
- Forecasting available resources
- Aligning district goals with financial capacity

Preparation

Budget preparation spans approximately ten months, beginning each September. SCCPSS prepares annual budgets for all governmental and proprietary (internal service) funds.

Key requirements include:

- The fiscal year runs July 1–June 30
- The proposed budget must be submitted to the Board of Education before June 30 for legal adoption
- No public funds may be spent until the Board adopts the budget or approves a spending resolution

Analysis and Review

Central departments develop budget requests with support from the Budgeting Services Department. Requests are reviewed for:

- Completeness and accuracy
- Alignment with district budget assumptions
- Compliance with financial policies

School budgets and program budgets are consolidated into a single reporting file. Preliminary budget reports undergo multiple internal reviews before being presented publicly.

Adoption and Approval

Following review by the Superintendent and Executive Management Team, the Budgeting Services Department prepares the proposed budget for Board consideration.

Key steps include:

- Publishing the proposed budget on the SCCPSS website
- Advertising public hearings through local newspapers
- Conducting Board work sessions as needed
- Tentative adoption by the Board
- Public advertisement of the tentative budget, including projected revenues and expenditures by fund
- Final adoption, typically at the next regularly scheduled Board meeting

Copies of the adopted budget are made available at Live Oak Public Libraries and on the district website.

Legal Requirements

The Governmental Accounting Standards Board (GASB) Codification Section 1700 requires all governments to adopt an annual budget. Georgia law (OCGA 20-2-167) requires each Local Unit of Administration (LUA) to adopt annual budgets for all funds except capital projects, trust, and custodial funds.

Implementation

SCCPSS uses an encumbrance-driven accounting system that prevents overspending in non-salary and fringe benefit accounts. Budgeting Services works closely with Human Resources to monitor staffing and position budgets. Regular reviews—daily, weekly, and monthly—ensure spending remains aligned with projections.

Review and Assessment

The budget serves as a key management tool for taxpayers, the Board, district leadership, principals, teachers, and students. Ongoing monitoring of staffing and expenditures helps ensure programs are implemented effectively and funds are used responsibly. The success of the budgeting process depends on timely, accurate participation from staff across the district.

Capital Projects Budget

The Capital Projects Budget follows three phases: planning, preparation, and adoption/approval. The Operations Department leads long-term facilities planning, including construction and renovation projects. Budgets are developed based on design requirements and adjusted to reflect:

- Shifting demographics
- Rising energy costs
- Increased construction expenses
- ESPLOST-funded initiatives

Finance Advisory Committee

Purpose

The Board of Education establishes the Finance Advisory Committee (FAC) to strengthen transparency, accountability, and efficiency in district financial operations. The committee serves as a link between district staff, the community, the Superintendent, and the District Accountability Committee.

Responsibilities

The FAC focuses on key areas of financial oversight, including:

1. Helping the district communicate school finance issues to the public, including developing reader-friendly budget materials.
2. Reviewing the annual budget, revenue projections, and expenditure forecasts, and providing recommendations to the Board.
3. Assisting committees in estimating project costs and assessing budgetary impacts.
4. Providing input on investment strategies and debt management.
5. Advising the Board on policies, legislation, and emerging trends affecting district finances.
6. Collaborating with the district's financial advisors when appropriate.
7. Reviewing the work of the District Accountability Committee to clarify priorities related to funding and instruction.
8. Promoting continuous improvement and adherence to district financial policies, procedures, and practices.



Savannah-Chatham County Public Schools
FY 2026 – 2027 Budget Calendar

October 2025

- October 8th – Finance Advisory Committee – SCCPSS Tax Relief Act; Whitney Administrative Complex, 9:00 AM
- October 29th – Begin Enrollment Projections (Staff)

November 2025

- November 3rd – Begin District Staff Input
- November 12th – Finance Advisory Committee – Federal Grant Updates; Whitney Administrative Complex, 11:00 AM

January 2026

- January 14th – Finance Advisory Committee – Enrollment Projections; Whitney Administrative Complex, 9:00 AM
- January 14th – Staffing Projections
- January 21st – Non-Salary Per Pupil Allotments are Distributed to the School Sites

March 2026

- March 11th – Finance Advisory Committee – Budget Process Update (A&M); Whitney Administrative Complex, 8:30 AM
- March 18th - Begin Community Stakeholder Input (Presentations & Surveys)

April 2026

- April 8th – Finance Advisory Committee – Budget Process Update; Whitney Administrative Complex, 8:30 AM
- April 17th – FY2027 Preliminary Budget Draft to Superintendent
- April 20th and April 27th – Advertise and do press release for Board Public Hearing on Budget (to be held May 6th and May 13th) in newspaper and on SCCPSS website
- April 29th – FY2027 Preliminary Budget Book on SCCPSS Website

May 2026

- May 6th – Finance Advisory Committee – Budget Process Update; Whitney Administrative Complex, 8:30 AM
- May 6th – Board Public Hearing on Budget – 6:00 PM
- May 13th – Printed Preliminary Budget Book to Live Oak Public Libraries
- May 13th – Board Public Hearing on Budget – 6:00 PM
- May 21st – Earning Sheet for FY2026 Received from Georgia Department of Education (anticipated date)

June 2026

- June 3rd – Regular Board Meeting (Tentative Budget and Tentative Millage Rates Adoption)
- June 3rd – Tax Digest and Rollback Millage Rate from Chatham County Board of Tax Assessors
- June 8th – Advertise Millage Rate Public Hearing #1 and #2 (to be held June 17th) and #3 (to be held June 24th) in newspaper
- June 10th – Staff issues Press Release on Tentative Recommended Millage Rate / Required Press Release of Intent to Increase Taxes in newspaper and on website
- June 15th – Advertise Millage Rate Public Hearing #1 and #2 (to be held June 17th) and #3 (to be held June 24th) in newspaper and on SCCPSS website
- June 17th – Board Millage Rate Public Hearing #1 - 11:00 AM and Board Millage Rate Public Hearing #2 – 6:00 PM
- June 24th – Board Millage Rate Public Hearing #3 – 6:00 PM; Special Board Meeting – 6:30 PM (Final Budget Adoption and Millage Rate Adoption)
- June 26th – Staff transmits Certified Millage Resolution to County Commission
- June 30th – Fiscal Year 2026 Ends

July 2026

- July 1st – Fiscal Year 2027 Begins
- July 6th – Advertise Five Year Tax Digest and Recommended Millage Levy for Chatham County
- July 17th – County Commission (Levying Authority) Adopts Millage Rate at 9:30 AM (anticipated)
- July 24th – Assessor submits Tax Digest and Levy to Georgia Department of Revenue for Approval (Approximate Date)

September 2026

- September 30th – Staff distributes FY 2027 Adopted Budget Book and submits book to GFOA & ASBO

Revised May 5, 2026

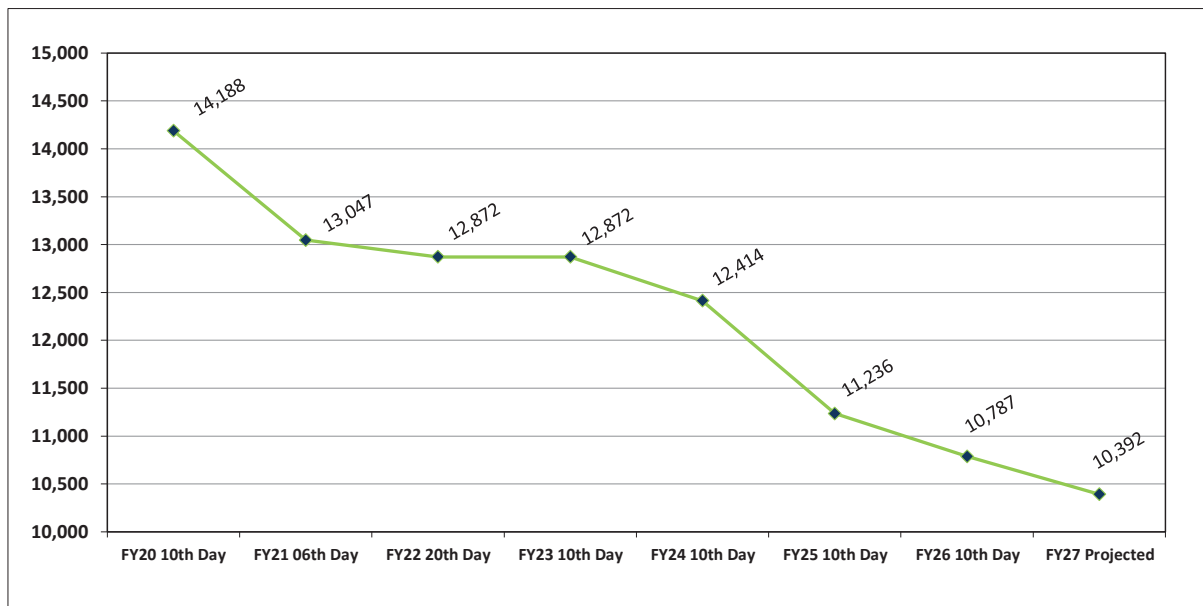
Enrollment & Staffing

- 8 Year Enrollment Summary Elementary Schools
- 8 Year Enrollment Summary K-8 Schools
- 8 Year Enrollment Summary Middle Schools
- 8 Year Enrollment Summary High Schools
- 8 Year Enrollment Summary 1-12 School (E-Learning Academy)
- 8 Year Enrollment Summary Other Educational Sites
- 8 Year Enrollment Summary Total Enrollment
- FY 2027 Five Year Staffing Summary



**Savannah-Chatham County Public Schools
8 Year Enrollment Summary
Elementary Schools**

Site Name	FY20 10th Day	FY21 06th Day	FY22 20th Day	FY23 10th Day	FY24 10th Day	FY25 10th Day	FY26 10th Day	FY27 Projected	FY27 Projected Change from FY26	Projected % Change
Andrea B Williams Elementary	546	508	431	453	448	408	469	460	-9	-1.92%
Bloomington Elementary	392	382	306	352	324	349	386	0	-386	-100.00%
Brock Elementary	562	529	458	515	477	555	531	511	-20	-3.77%
Butler Elementary	528	473	463	469	449	504	486	486	0	0.00%
Coastal Empire Montessori	248	251	244	229	221	215	207	255	48	23.19%
Gadsden Elementary	509	469	459	459	465	494	499	499	0	0.00%
Garden City Elementary	388	365	357	551	555	570	537	530	-7	-1.30%
Gould Elementary	772	710	753	797	847	567	570	564	-6	-1.05%
Haven Elementary	416	427	397	397	363	357	319	324	5	1.57%
Heard Elementary	640	635	653	639	653	633	596	575	-21	-3.52%
Early Learning Center at Henderson E. Formey	399	330	312	307	334	304	398	423	25	6.28%
Hodge Elementary	483	430	385	389	384	399	363	347	-16	-4.41%
Howard Elementary	744	663	598	623	651	706	699	697	-2	-0.29%
J.G. Smith Elementary	481	423	437	455	462	459	427	418	-9	-2.11%
Largo-Tibet Elementary	543	505	519	548	540	0	0	0	0	0.00%
Marshpoint Elementary	751	667	655	634	624	584	543	545	2	0.37%
Pooler Elementary	459	431	439	394	342	340	357	380	23	6.44%
Pt Wentworth Elementary	620	589	545	0	0	0	0	0	0	0.00%
Pulaski Elementary	624	570	553	563	516	0	0	0	0	0.00%
School of Humanities at Low	711	653	631	622	614	571	706	714	8	1.13%
Shuman Elementary	548	493	444	440	420	384	0	0	0	0.00%
Southwest Elementary	749	682	685	736	674	746	730	747	17	2.33%
Susie King Taylor Community School - Elementary	0	0	241	248	0	0	0	0	0	0.00%
West Chatham Elementary	848	790	773	819	781	781	728	731	3	0.41%
White Bluff Elementary	548	492	561	610	595	676	628	610	-18	-2.87%
Windsor Forest Elementary	679	580	573	623	675	634	608	576	-32	-5.26%
Total Enrollment	14,188	13,047	12,872	12,872	12,414	11,236	10,787	10,392	-395	-3.66%

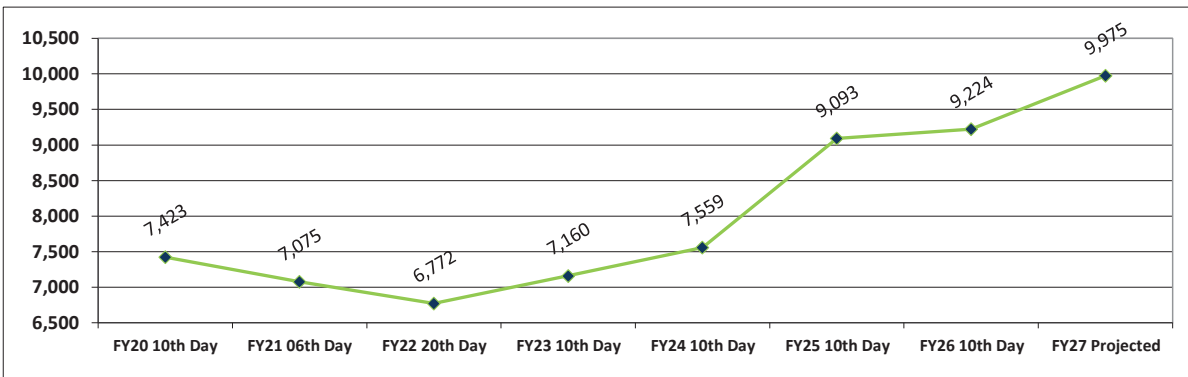


Note: Attendance Boundary Realignment will be implemented beginning School Year 2026-2027. Changes in enrollment is reflected in the chart above.

Schools impacted are Bloomington K-6, New Hampstead K-8, Hubert Middle, Myers Middle, and West Chatham Middle.

Savannah-Chatham County Public Schools
8 Year Enrollment Summary
K-8 Schools

Site Name	FY20 10th Day	FY21 06th Day	FY22 20th Day	FY23 10th Day	FY24 10th Day	FY25 10th Day	FY26 10th Day	FY27 Projected	FY27 Projected Change from FY26	Projected % Change
Bloomingtondale K-8(changed to K-6 FY27)	0	0	0	0	0	0	0	483	483	0.00%
Ellis K-8	475	454	425	452	432	420	436	430	-6	-1.38%
Garrison School for the Arts	782	774	782	772	782	772	777	786	9	1.16%
Georgetown K-8	696	601	571	507	508	527	497	564	67	13.48%
Godley Station K-8	1,675	1,589	1,021	1,116	1,137	1,569	1,611	1,644	33	2.05%
Hesse K-8	1,308	1,157	1,019	999	987	990	985	980	-5	-0.51%
Isle of Hope K-8	794	719	629	610	601	548	472	456	-16	-3.39%
New Hampstead K-8 (new school FY22)	0	0	718	789	843	1085	1194	1270	76	6.37%
Pulaski K-8 (changed to K-8 FY25)	0	0	0	0	0	1132	1115	1168	53	4.75%
Rice Creek K-8	886	806	865	1148	1175	989	1009	1041	32	3.17%
Savannah Classical Academy	260	346	361	355	364	350	401	401	0	0.00%
Susie King Taylor Community	258	298	0	0	301	280	292	316	24	8.22%
Tybee Island Maritime Academy K-	289	331	381	412	429	431	435	436	1	0.23%
Total	7,423	7,075	6,772	7,160	7,559	9,093	9,224	9,975	751	8.14%

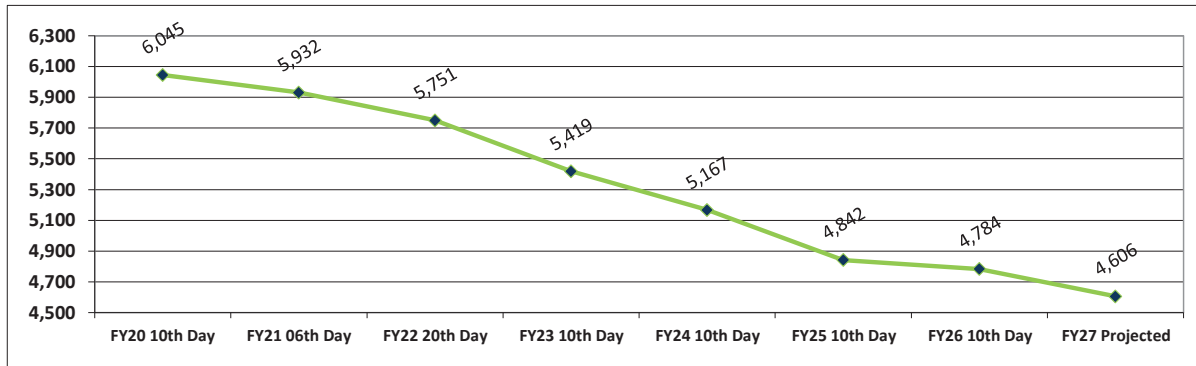


Note: Attendance Boundary Realignment will be implemented beginning School Year 2026-2027. Changes in enrollment is reflected in the chart above. Schools impacted are Bloomingtondale K-6, New Hampstead K-8, Hubert Middle, Myers Middle, and West Chatham Middle.

**Savannah-Chatham County Public Schools
8 Year Enrollment Summary**

Middle Schools

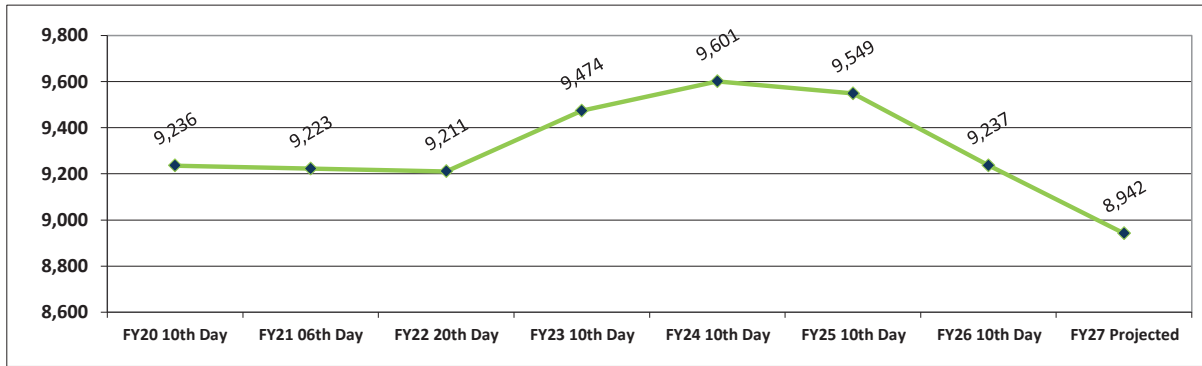
Site Name	FY20 10th Day	FY21 06th Day	FY22 20th Day	FY23 10th Day	FY24 10th Day	FY25 10th Day	FY26 10th Day	FY27 Projected	FY27 Projected Change from FY26	Projected % Change
STEM Academy at Bartlett	694	687	656	677	710	632	580	564	-16	-2.76%
Coastal Middle	711	651	618	565	517	477	507	517	10	1.97%
DeRenne Middle	684	645	555	507	476	472	452	432	-20	-4.42%
Hubert Middle	588	561	506	433	382	455	454	421	-33	-7.27%
Mercer Middle	418	423	372	352	342	506	531	512	-19	-3.58%
Myers Middle	552	579	530	446	419	500	478	514	36	7.53%
Oglethorpe Charter School	605	603	605	604	573	582	597	600	3	0.50%
Southwest Middle	750	719	748	700	630	517	518	528	10	1.93%
Susie King Taylor Middle Grades	0	0	84	55	0	0	0	0	0	0.00%
West Chatham Middle	1,043	1,064	1,077	1,080	1,118	701	667	518	-149	-22.34%
Total Enrollment	6,045	5,932	5,751	5,419	5,167	4,842	4,784	4,606	-178	-3.72%



Note: Attendance Boundary Realignment will be implemented beginning School Year 2026-2027. Changes in enrollment is reflected in the chart above. Schools impacted are Bloomingdale K-6, New Hampstead K-8, Hubert Middle, Myers Middle, and West Chatham Middle.

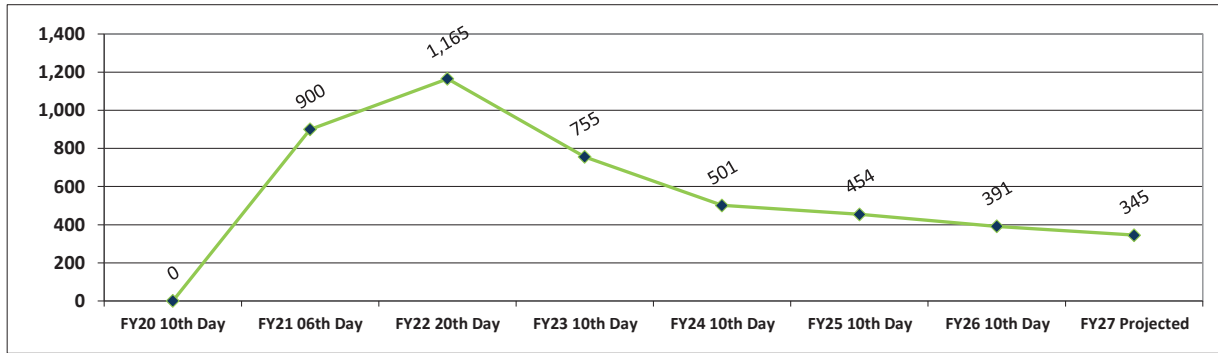
**Savannah-Chatham County Public Schools
8 Year Enrollment Summary
High Schools**

Site Name	FY20 10th Day	FY21 06th Day	FY22 20th Day	FY23 10th Day	FY24 10th Day	FY25 10th Day	FY26 10th Day	FY27 Projected	FY27 Projected Change from FY26	Projected % Change
Beach High	939	928	893	881	843	922	912	901	-11	-1.21%
Groves High	771	870	944	1,060	1,251	1,406	1,354	1,329	-25	-1.85%
Islands High	1,033	988	933	863	821	753	715	685	-30	-4.20%
Jenkins High	1,025	964	981	1,060	1,126	1,243	1,248	1,241	-7	-0.56%
Johnson High	762	764	739	764	775	752	676	625	-51	-7.54%
New Hampstead High	1,178	1,219	1,310	1,384	1,407	1,136	1,028	975	-53	-5.16%
Savannah Arts Academy	967	966	917	904	856	800	783	764	-19	-2.43%
Savannah Classical Academy	50	52	62	73	84	70	82	82	0	0.00%
Savannah Early College	211	195	171	153	144	152	120	108	-12	-10.00%
School of Liberal Studies	587	630	639	686	626	589	524	487	-37	-7.06%
Windsor Forest High	1,012	964	951	959	960	1,023	1,102	1,050	-52	-4.72%
Woodville-Tompkins	701	683	671	687	708	703	693	695	2	0.29%
Total Enrollment	9,236	9,223	9,211	9,474	9,601	9,549	9,237	8,942	-295	-3.19%



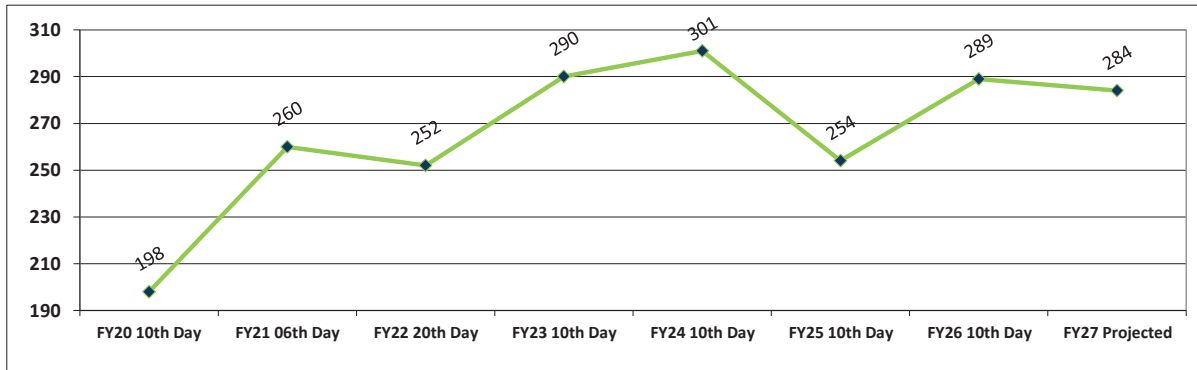
**Savannah-Chatham County Public Schools
8 Year Enrollment Summary
1-12 School**

Site Name	FY20 10th Day	FY21 06th Day	FY22 20th Day	FY23 10th Day	FY24 10th Day	FY25 10th Day	FY26 10th Day	FY27 Projected	FY27 Projected Change from FY26	Projected % Change
E-Learning Academy (virtual school)	0	900	1165	755	501	454	391	345	46	-11.76%
Total	0	900	1,165	755	501	454	391	345	-46	-11.76%



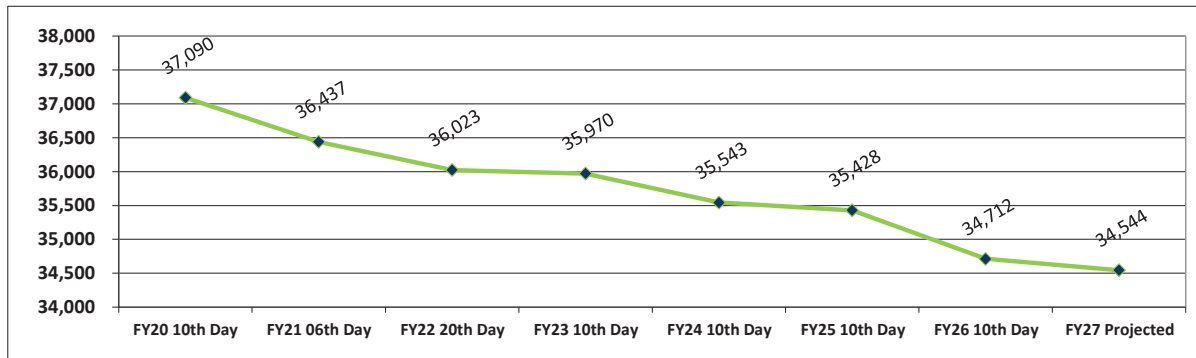
**Savannah-Chatham County Public Schools
8 Year Enrollment Summary
Other Educational Sites**

Site Name	FY20 10th Day	FY21 06th Day	FY22 20th Day	FY23 10th Day	FY24 10th Day	FY25 10th Day	FY26 10th Day	FY27 Projected	FY27 Projected Change from FY26	Projected % Change
Academy Committed to Excellence for Students	0	21	28	12	30	25	35	35	0	0.00%
Building Bridges Academy High	24	43	48	71	56	48	43	39	4	-9.30%
Building Bridges Academy Mdl	15	15	6	24	24	22	17	16	1	-5.88%
The Learning Academy (formerly Coastal GA Comprehensive Academy)	137	136	110	103	101	89	91	91	0	0.00%
Coastal Harbor Treatment Center	0	22	40	56	67	51	81	81	0	0.00%
Oatland Island Pre-K	22	22	20	22	22	19	20	20	0	0.00%
WINGS Alternative ES	0	1	0	2	1	0	2	2	0	0.00%
Total Enrollment	198	260	252	290	301	254	289	284	-5	-1.73%



Savannah-Chatham County Public Schools
8 Year Enrollment Summary
Total Enrollment

Site Name	FY20 10th Day	FY21 06th Day	FY22 20th Day	FY23 10th Day	FY24 10th Day	FY25 10th Day	FY26 10th Day	FY27 Projected	FY27 Projected Change from FY26	Projected % Change
Elementary Schools	14,188	13,047	12,872	12,872	12,414	11,236	10,787	10,392	-395	-3.66%
K-8 Schools	7,423	7,075	6,772	7,160	7,559	9,093	9,224	9,975	751	8.14%
1-12 Schools	0	900	1,165	755	501	454	391	345	-46	-11.76%
Middle Schools	6,045	5,932	5,751	5,419	5,167	4,842	4,784	4,606	-178	-3.72%
High Schools	9,236	9,223	9,211	9,474	9,601	9,549	9,237	8,942	-295	-3.19%
Other Educational Programs	198	260	252	290	301	254	289	284	-5	-1.73%
Total Enrollment	37,090	36,437	36,023	35,970	35,543	35,428	34,712	34,544	-168	-0.48%



FY27 Preliminary Budget - Five Year Staffing Summary

	FY23 Actual	FY24 Actual	FY25 Actual	FY26 Modified	FY27 Preliminary	FY27 change from FY26
Elementary Schools						
Andrea B. Williams Elementary	66.0	71.0	69.5	84.5	82.5	-2.0
Bloomingtondale Elementary	68.0	62.5	64.0	78.0	0.0	-78.0
Brock Elementary	72.0	72.5	77.0	75.5	72.5	-3.0
Butler Elementary	79.0	79.0	81.0	79.0	78.0	-1.0
Coastal Empire Montessori	40.5	38.5	41.5	40.5	41.5	1.0
Gadsden Elementary	72.5	73.5	76.0	79.0	78.0	-1.0
Garden City Elementary	74.0	75.0	78.0	78.0	78.0	0.0
Gould Elementary	101.5	107.0	90.5	92.5	88.5	-4.0
Haven Elementary	62.0	63.0	62.0	61.0	62.0	1.0
Heard Elementary	79.5	85.0	84.5	83.5	82.5	-1.0
Early Learning Center at Henderson E. Formey	71.5	70.5	69.5	81.5	81.5	0.0
Hodge Elementary	66.5	64.5	67.5	65.5	64.5	-1.0
Howard Elementary	93.5	96.0	98.5	102.5	101.5	-1.0
J.G. Smith Elementary	66.5	64.0	64.0	66.5	63.5	-3.0
Largo-Tibet Elementary	72.5	76.0	3.0	0.0	0.0	0.0
Marshpoint Elementary	95.5	93.5	91.5	92.0	90.0	-2.0
Pooler Elementary	63.0	63.5	62.5	62.0	62.0	0.0
Pulaski Elementary	82.0	79.5	0.0	0.0	0.0	0.0
School of Humanities at Low Elementary	102.0	106.0	100.0	110.0	109.0	-1.0
Shuman Elementary	70.0	70.2	65.0	0.0	0.0	0.0
Southwest Elementary	87.5	86.0	89.5	94.0	94.0	0.0
Susie King Taylor Community School - Elementary	33.5	0.0	0.0	0.0	0.0	0.0
West Chatham Elementary	103.5	107.0	105.0	106.0	106.0	0.0
White Bluff Elementary	84.5	83.0	97.5	96.0	95.0	-1.0
Windsor Forest Elementary	84.0	90.5	91.0	87.0	86.0	-1.0
Sub-Total	1891.0	1877.2	1728.5	1714.5	1616.5	-98.0

NOTE: Bloomingtondale Elementary will covert to Bloomingtondale K-6 beginning school year 2026-2027.

FY27 Preliminary Budget - Five Year Staffing Summary

	FY23 Actual	FY24 Actual	FY25 Actual	FY26 Modified	FY27 Preliminary	FY27 change from FY26
K-8 Schools						
Bloomington K-6	0.0	0.0	0.0	0.0	86.5	86.5
Ellis K-8	79.0	79.0	81.0	82.5	78.5	-4.0
Garrison School of Visual & Performing Arts K-8	101.0	102.0	101.0	106.5	106.5	0.0
Georgetown K-8	80.5	84.0	87.0	83.5	86.5	3.0
Godley Station K-8	139.0	142.0	178.5	182.0	183.0	1.0
Hesse K-8	119.0	119.0	120.0	125.0	122.0	-3.0
Isle of Hope K-8	94.5	95.0	90.5	80.5	78.5	-2.0
New Hampstead K-8	101.0	108.5	138.0	144.5	148.5	4.0
Pulaski K-8	0.0	0.0	135.5	140.5	142.5	2.0
Rice Creek K-8	133.5	137.7	129.0	128.0	130.5	2.5
Susie King Taylor Community School	0.0	38.0	41.5	38.5	38.0	-0.5
Tybee Maritime Academy	52.5	54.5	48.5	50.0	49.5	-0.5
Sub-Total	900.0	959.7	1150.5	1161.5	1250.5	89.0
1-12 School						
E-Learning Academy	77.0	53.0	51.0	49.0	47.0	-2.0
Sub-Total	77.0	53.0	51.0	49.0	47.0	-2.0
Middle Schools						
STEM Academy at Bartlett	79.5	81.0	78.5	76.5	74.5	-2.0
Coastal Middle	79.5	78.5	78.5	78.5	78.5	0.0
DeRenne Middle	81.5	77.5	77.5	77.0	73.0	-4.0
Hubert Middle	68.5	66.0	71.5	74.5	71.5	-3.0
Mercer Middle	58.5	61.5	78.5	81.5	77.0	-4.5
Myers Middle	70.0	66.5	73.0	71.5	72.5	1.0
Oglethorpe Charter School	80.5	84.8	73.0	74.0	75.0	1.0
Southwest Middle	88.5	81.0	78.0	75.5	76.5	1.0
Susie King Taylor Middle Grades	14.0	0.0	0.0	0.0	0.0	0.0
West Chatham Middle	125.5	127.5	102.0	96.5	85.5	-11.0
Sub-Total	746.0	724.3	710.5	705.5	684.0	-21.5

NOTE: Attendance boundary realignments will be implemented beginning School Year 2026-2027.

The changes in staffing are reflected in the charts above. Schools impacted are Bloomington K-6, New Hampstead K-8, Hubert Middle, Myers Middle and West Chatham Middle.

FY27 Preliminary Budget - Five Year Staffing Summary

	FY23 Actual	FY24 Actual	FY25 Actual	FY26 Modified	FY27 Preliminary	FY27 change from FY26
High Schools						
Beach High	112.5	113.5	121.0	123.5	123.5	0.0
Groves High	108.5	116.0	146.0	150.0	146.0	-4.0
Islands High	92.0	91.0	90.0	91.5	91.5	0.0
Jenkins High	119.0	127.0	142.0	144.0	145.0	1.0
Johnson High	102.0	104.5	105.5	105.0	103.0	-2.0
New Hampstead High	125.9	134.0	123.0	116.0	115.0	-1.0
Savannah Arts Academy	91.5	90.0	90.0	93.0	92.0	-1.0
Savannah Early College High School	18.0	17.5	22.0	20.0	18.0	-2.0
School of Liberal Studies at Savannah High	97.5	96.7	95.7	93.0	89.0	-4.0
Windsor Forest High	110.0	121.5	124.5	130.5	130.5	0.0
Woodville-Tompkins	73.5	73.5	76.0	85.0	85.0	0.0
Sub-Total	1050.4	1085.2	1135.7	1151.5	1138.5	-13.0
Executive Management						
Board of Education	11.0	9.0	9.0	9.0	9.0	0.0
Internal Audit	5.0	5.0	5.0	5.0	5.0	0.0
Legal-Assistant Board Attorney	3.0	3.0	4.0	4.0	4.0	0.0
Media and Public Relation	7.0	7.0	0.0	0.0	0.0	0.0
Public Affairs and Admin Services	0.0	0.0	11.0	11.0	11.0	0.0
Superintendent	3.0	3.0	3.0	3.0	3.0	0.0
Sub-Total	29.0	27.0	32.0	32.0	32.0	0.0
Office of Strategy, Innovation & Performance						
Accountability and Assessment	0.0	0.0	13.0	11.0	11.0	0.0
Initiative & Special Projects	0.0	0.0	2.0	2.0	2.0	0.0
Literacy Effectiveness	0.0	0.0	7.0	1.0	1.0	0.0
Strategy Innovation & Performance	0.0	0.0	2.0	5.0	4.0	-1.0
Sub-Total	0.0	0.0	24.0	19.0	18.0	-1.0
Non-Departmental						
Non-Departmental	1.0	0.0	1.4	1.9	1.9	0.0
Sub-Total	1.0	0.0	1.4	1.9	1.9	0.0

FY27 Preliminary Budget - Five Year Staffing Summary

	FY23 Actual	FY24 Actual	FY25 Actual	FY26 Modified	FY27 Preliminary	FY27 change from FY26
Academic Affairs						
Academic Intervention	0.0	0.0	4.0	5.0	6.0	1.0
Athletics	5.0	6.0	7.0	6.0	6.0	0.0
Chief of Schools	0.0	0.0	2.0	0.0	0.0	0.0
Compensatory Program	18.0	20.5	16.5	16.0	16.0	0.0
Counseling Services	0.0	0.0	47.0	10.0	10.0	0.0
Curriculum Instruction	16.0	18.0	0.0	0.0	0.0	0.0
Curriculum Instruction - Elem.	0.0	0.0	13.0	14.0	13.0	-1.0
Curriculum Instruction - Second.	0.0	0.0	7.0	8.0	8.0	0.0
Elementary Schools	11.0	19.0	0.0	0.0	0.0	0.0
ESOL	0.0	0.0	9.0	10.0	10.0	0.0
Exceptional Children	89.0	88.0	0.0	0.0	0.0	0.0
Gifted and Talented	0.0	0.0	2.0	2.0	2.0	0.0
High Schools	7.0	11.0	0.0	0.0	0.0	0.0
Instructional Tech & Media Svcs.	0.0	0.0	6.0	6.0	6.0	0.0
Learning Support Services	5.0	5.0	0.0	0.0	0.0	0.0
Middle and K8	0.0	0.0	0.0	0.0	0.0	0.0
Network Superintendent Elementary K8 Office	0.0	0.0	14.0	16.0	16.0	0.0
Network Superintendent Secondary Office	0.0	0.0	9.0	7.0	7.0	0.0
Office of Instructional Excellence	0.0	0.0	4.0	3.0	3.0	0.0
Office of School Leadership	0.0	0.0	0.0	2.0	2.0	0.0
Performance, Strategy and Innovation	0.0	2.0	0.0	0.0	0.0	0.0
Special Education	0.0	0.0	111.5	131.5	131.5	0.0
Specialized Learning	0.0	0.0	4.0	2.0	2.0	0.0
Student Affairs	26.0	26.0	0.0	0.0	0.0	0.0
Student Hearing	0.0	0.0	0.0	2.0	2.0	0.0
Student Services	0.0	0.0	23.0	23.0	23.0	0.0
Student Support Services	0.0	0.0	1.0	7.0	18.0	11.0
Teach&Support Staff Professional Learning	0.0	0.0	12.0	12.0	10.0	-2.0
Teaching and Learning	7.5	8.5	0.0	0.0	0.0	0.0
Technical Ed Department/Office of College and Career Readiness	43.0	49.0	31.0	29.0	29.0	0.0
Transformation and Innovation	1.0	1.0	1.0	0.0	0.0	0.0
Sub-Total	228.5	254.0	324.0	311.5	320.5	9.0

FY27 Preliminary Budget - Five Year Staffing Summary

	FY23 Actual	FY24 Actual	FY25 Actual	FY26 Modified	FY27 Preliminary	FY27 change from FY26
Board of Education Police Department						
Campus Police	122.5	122.5	154.5	154.5	154.5	0.0
Sub-Total	122.5	122.5	154.5	154.5	154.5	0.0
Facilities Management and Support Services						
Capital Projects	0.0	0.8	0.0	0.0	0.0	0.0
Custodians (8013-620)	12.0	11.0	14.0	17.0	17.0	0.0
Facilities Management	17.0	16.2	16.0	23.5	22.5	-1.0
Maintenance (8013-605)	86.0	89.0	89.0	81.0	80.0	-1.0
Operations	8.0	13.0	9.0	6.5	5.5	-1.0
School Nutrition Program	25.0	25.0	25.0	24.0	24.0	0.0
Transportation (8012-635)	610.0	520.0	492.0	490.0	490.0	0.0
Sub-Total	758.0	675.0	645.0	642.0	639.0	-3.0
Technology and Business System						
Accountability, Assess., & RS	16.0	16.0	0.5	0.0	0.0	0.0
Mailroom	1.5	1.5	1.5	1.5	1.5	0.0
Print Shop	1.5	1.5	0.5	0.5	0.5	0.0
Technology and Business System	61.5	66.5	66.5	66.5	66.5	0.0
Sub-Total	80.5	85.5	69.0	68.5	68.5	0.0
Finance						
Accounting	9.0	9.0	9.0	8.5	8.5	0.0
Accounts Payable	8.0	9.0	8.0	8.0	8.0	0.0
Budgeting	5.0	6.0	6.0	6.0	6.0	0.0
Office of Chief Financial Officer	3.0	3.0	3.0	5.0	5.0	0.0
Payroll	11.0	11.0	11.0	10.0	10.0	0.0
Purchasing	11.0	10.0	11.0	11.0	11.0	0.0
Sub-Total	47.0	48.0	48.0	48.5	48.5	0.0
Talent and Human Resources						
Benefits and Compensation	11.0	11.0	11.0	12.0	12.0	0.0
Human Resources	23.0	26.0	28.0	30.0	30.0	0.0
Professional Development	12.0	12.0	0.0	0.0	0.0	0.0
Risk Management	15.0	15.0	13.0	16.0	4.0	-12.0
Sub-Total	61.0	64.0	52.0	58.0	46.0	-12.0

FY27 Preliminary Budget - Five Year Staffing Summary

	FY23 Actual	FY24 Actual	FY25 Actual	FY26 Modified	FY27 Preliminary	FY27 change from FY26
Other Educational Programs						
Academy Committed to Excellence for Students	7.0	7.0	6.0	6.0	6.0	0.0
Building Bridges Academy High	26.0	26.0	27.0	27.0	27.0	0.0
Building Bridges Academy Mdl	26.0	25.0	26.0	27.0	27.0	0.0
The Learning Academy (formerly Coastal GA Comprehensive Academy)	69.0	70.0	54.0	52.0	52.0	0.0
Massie Heritage Center	6.0	6.0	6.0	6.0	6.0	0.0
Oatland Island	18.2	18.2	19.2	19.2	19.2	0.0
Oatland Island Pre-K	2.0	2.0	3.0	2.0	2.0	0.0
Wings Elementary	14.5	14.5	14.5	14.0	14.0	0.0
Sub-Total	168.7	168.7	155.7	153.2	153.2	0.0
Grand Total	6160.6	6144.1	6281.7	6271.1	6218.6	-52.5

NOTE: FY26 Modified Staffing is based on data as of November 1, 2025
 FY27 Preliminary Staffing is based on data as of March 2, 2026

Fund Summary

- All Funds - Revenue and Expenditure Summary
- Fund Summary
- FY2026-2027 General Fund Preliminary Budget Adjustments



All Funds – Revenue and Expenditure Summary

The Savannah Chatham Public School System received revenue funding from three major sources – local sources, state sources and federal sources.

Expenditures are budgeted at the organizational/site level. Each site receives funding from a variety of sources. Expenditures by site are budgeted in the General Fund, Debt Service Fund, Capital Projects Funds, Special Revenue Funds, and Internal Services Funds.

- ❖ **General Fund (Fund 100)** – Fund used to account for all assets and liabilities of the school district except those particularly assigned for other purposes in another more specialized fund. It is the primary operating fund; much of the usual activities of the school district are supported by the general fund.
- ❖ **Debt Service Fund (Fund 200)** - Resources used to repay the principal and interest on general long-term debt such as general obligation bonds.
- ❖ **Capital Project Fund (Fund 3XX)** – Resources restricted for major capital outlays.
- ❖ **Special Revenue Fund (Funds 402-600)** – Fund used to account for revenues received from other governmental agencies or locally generated revenues that are legally restricted to expenditures for specified purposes.
- ❖ **Internal Service Fund (Funds 690-692)** - fund used to account for goods or services given to one department by another on a cost reimbursement basis. The fund is profit and loss oriented and hence follows accrual accounting.

The fund summary provides the preliminary budget of total revenues and expenditures for each funding source for fiscal year 2027.

Amounts are subject to change prior to final adoption of the FY27 Budget on June 24, 2026.

FUND SUMMARY

The efficiency and success of Savannah-Chatham County Public Schools relies heavily on how we allocate funds to provide the necessary support needed to fulfill our strategic priorities and ensure that every child experiences growth and achievement for choice-filled futures. Responsible and accurate funding estimates are strong fiduciary practices and are key elements to the success of Savannah-Chatham County Public Schools. The school system has five major categories of funding: General Fund, Debt Service Fund, Capital Projects Fund, Special Revenue Funds, and Internal Service Funds.

The state specifies that general funds may only be spent for educational purposes. These are broadly considered to be anything that is used to benefit the education of students. The following schedule shows all funds of the district.

**Fiscal Year 2027 Preliminary Budget
Proposed Milage Rate for SCCPSS is 17.331 (No change from FY2026)**

Fund Number	Fund Name	Revenue	Expenditures	
100	General Fund	711,881,000	708,800,000	
200	Debt Service	270,000	270,000	
3XX	Capital Projects	181,334,491	181,334,491	
402	Title I	23,973,765	23,973,765	
S P E C I A L R E V E N U E F U N D S	404	Federal Special Education	16,120,311	16,120,311
	406	Technical Preparation—Perkins	523,336	523,336
	414	Title II	2,888,936	2,888,936
	432	Education of Homeless Children	89,198	89,198
	450	Innovative Approach to Literacy	3,500	3,500
	451	Lighthouse MSAP	5,026,950	5,026,950
	452	Project PREVENT	1,177,942	1,177,942
	460	Title III	587,600	587,600
	462	Title IV	5,674,820	5,674,820
	482	JROTC	1,804,021	1,804,021
	485	Department of Defense	184,106	184,106
	532	Coastal GA Academy	2,722,523	2,722,523
	560	Pre-Kindergarten (Lottery)	12,675,672	12,675,672
	582	Sick Leave Bank	65,231	65,231
	583	Victoria Jenkins Charitable Trust	310,863	310,863
	584	Special Programs	875,654	875,654
	600	Food Services	23,563,920	23,563,920
INTERNAL SERVICE FUNDS	690	Worker's Compensation	2,134,623	2,134,623
	691	Unemployment Compensation	50,000	50,000
	692	Employee Dental Plan	0	1,189,460
TOTAL		993,938,462	992,046,922	

Amounts are subject to change prior to final adoption of the FY27 Budget on June 24, 2026.

Strategic Priorities

SCCPSS is embarking on a Strategic Plan for 2026-2031 focused on creating a future-ready student experience that leads to choice-filled lives. The Plan is supported by four pillars:

- Academic Excellence for future-ready student success
- World-Class Talent or future-ready student success
- Engagement and Partnerships to strengthen student experience and outcomes
- Operational Excellence and Accountability to enable student success

The FY27 budget request includes \$10.8 million for tactics to execute the Strategic Plan.



The following table outlines the key Strategic Plan tactics and their related budget requests.

Strategic Investment	Description	FY27 Budget Request
School Transformation	Multi-pronged approach to closing performance gaps including expansion of high dosage tutoring, a differentiated staffing model, performance-based compensation for school leadership, and enhanced training and development	\$6.5M
Mathematics Textbook Adoption	Phased adoption and implementation of a high-quality, K–12 mathematics instructional resource to establish a coherent, standards-aligned Tier 1 instructional system across SCCPSS.	\$2.5M
Mental Health Programming Expansion	Expands SCCPSS’s partnerships to increase access to telehealth mental health services across additional elementary and K–8 schools	\$150K
Early Childhood Mixed-Age Montessori Program (Charles Ellis)	Integration of three-year-old students into two existing state-funded (DECAL) Pre-K classrooms through a mixed-age Montessori Primary model at Charles Ellis Montessori Academy	\$100K
District-wide AI Readiness Training	Establishes districtwide AI readiness through required staff training, responsible use and guardrails, leadership learning, pilots, and structures for ongoing support before broader deployment.	\$50K
Leadership Development Director (New Position)	Hire a leadership development coordinator to provide districtwide support for school leaders, aspiring leaders, and district office staff.	\$50K

Formative Assessment Platform	Invest in a formative assessment platform for GMAS-tested grades that supports standards-aligned checks for understanding, common assessment opportunities, timely feedback, and actionable reporting to inform instruction.	\$250K
Data Dashboard	Create a district data dashboard that brings key academic, operational, and organizational indicators into one accessible view for district leaders, departments, and schools to support timely, data-informed decision making.	\$250K
Transportation: Chatham Area Transit (CAT)	Expands transportation options for students who may not otherwise have consistent access, or with unique scheduling needs.	\$40K
Transportation: Choice Shuttle Pilot	Expands student access to specialized academic programs and choice schools by providing centralized shuttle routes from designated hub locations.	\$1.6M
Targeted Communication / Informational Campaigns	Design and implement a districtwide enrollment retention and recovery strategy that analyzes drivers of attrition, targets high-loss student groups and grade bands, strengthens the quality and visibility of district offerings, and executes coordinated outreach to re-engage families.	\$150K
Family Engagement / Community Inventory Platform	Provides a centralized platform to document all existing partnerships including the type of partnership, duration, and areas of impact.	\$75K
Video Services Coordinator and Family & Community Engagement	Hiring an Engagement Coordinator and Video Services Coordinator	\$250K

Coordinator (2 New Positions)		
-------------------------------	--	--

Personnel Cost Growth

Mandatory Cost Growth

Personnel costs are a major driver of SCCPSS’ budget. ***The FY27 General Fund budget request includes \$12.4 million for mandatory personal growth adjustments***, including:

- The Teacher Retirement System (TRS) contributions will increase from 21.91% to 22.32%
- The State Health Benefits Plan cost will increase from \$1,885 per person per month to \$1,935 per person per month
- A service step is included for every filled position as of December 2025

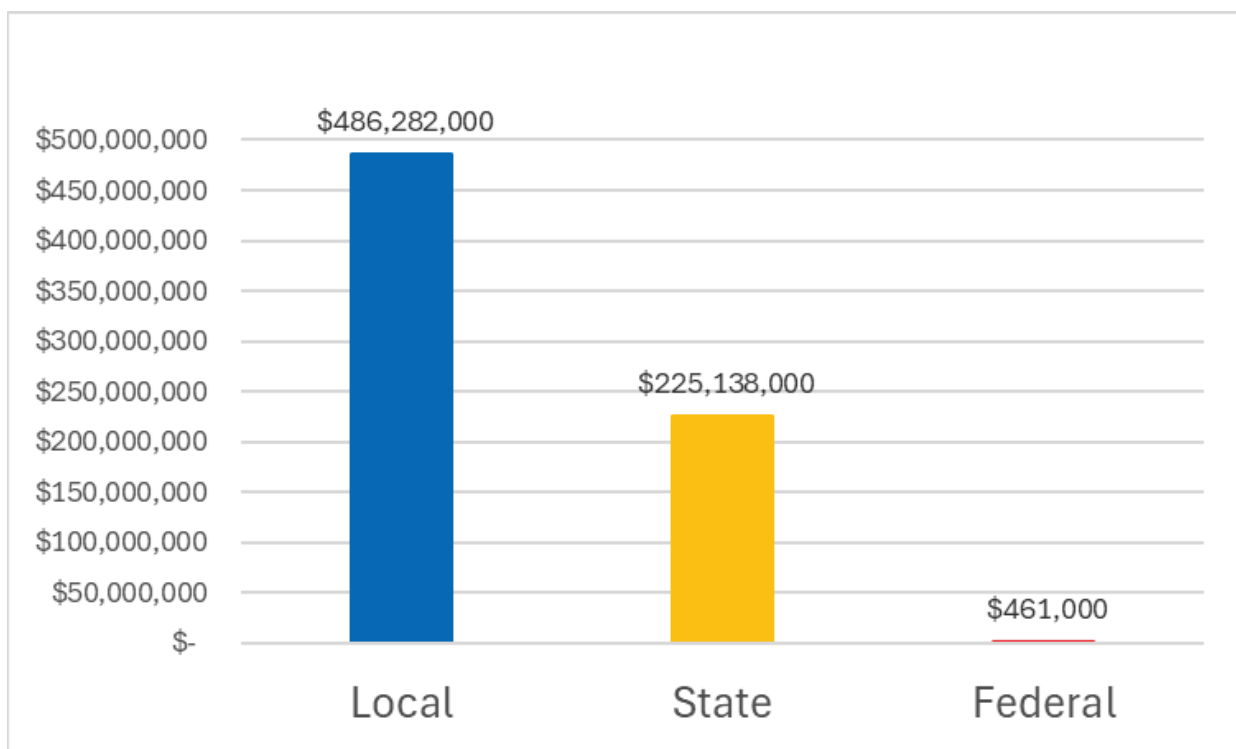
The FY27 increases related to these adjustments are reflected in the following table.

Adjustment	Difference from FY26	Additional Notes
FY27 Teacher Retirement (TRS) Update	\$1.4M	Reflects an increase in TRS contributions from 21.91% to 22.32%
FY27 State Health Benefits Increase	\$3.0M	Increase from \$1,885 per person per month to \$1,935.
FY27 Service Step Only	\$8.0M	Reflects 1 step increase in salary schedule for filled positions.
Total Impact	\$12.4M	

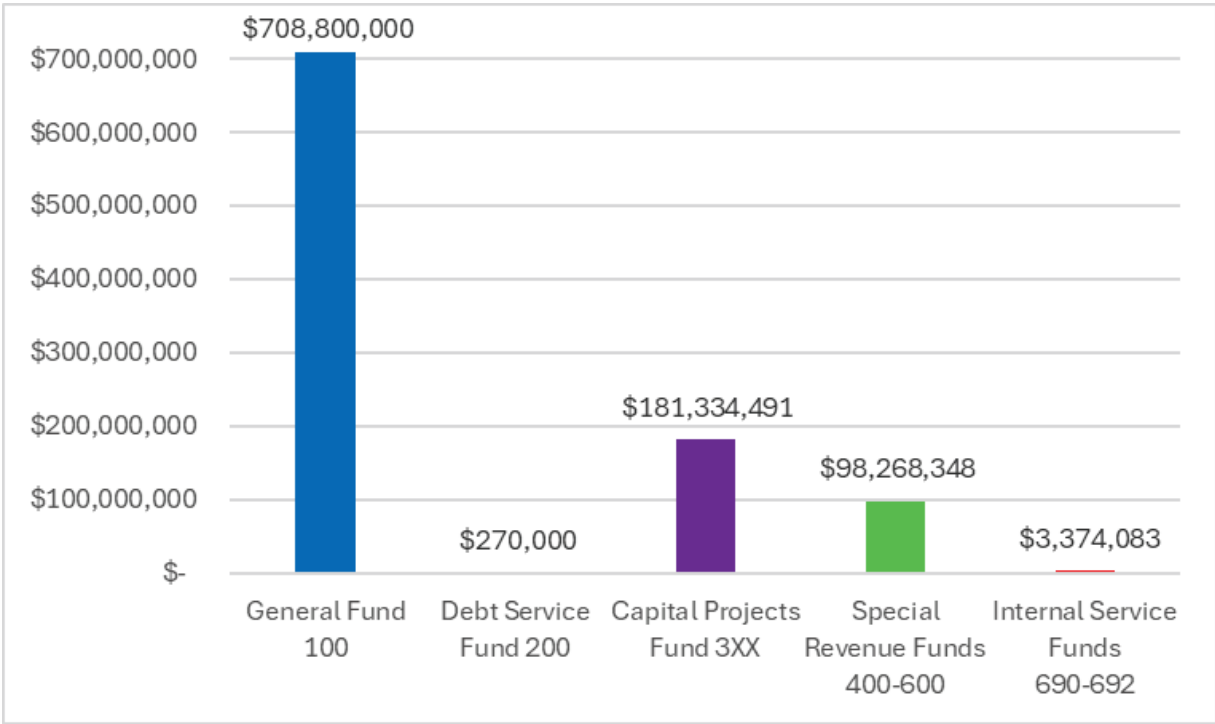
Cost of Living Adjustments

SCCPSS is also considering ***a 3% cost of living adjustment (COLA) for all employees***. If a COLA is approved at this level, it will require an additional ***\$12.7 million in the FY27 budget***.

FY 2027 Total General Fund Projected Revenues \$711,881,000



FY 2027 Total Projected Expenditures – All Funds \$992,046,922





Savannah-Chatham County Public Schools



S. Denise Watts, Ed.D.
Superintendent of Schools

