








ENROLL ON YOUR SCHEDULE

With AFenroll, you can learn about your available benefits and enroll anytime, anywhere. It also provides benefits overview videos and FAQs to help you select the coverage that meets your individual needs.

Your self-enrollment dates: **May 4th - May 29th**

- 1 Visit www.afenroll.com/enroll**
Compatible browsers: Safari, Edge, and Chrome.
- 2 Enter your User ID:**
This is your Social Security Number (SSN).
- 3 Enter your Temporary PIN:**
Last four digits of your SSN and 8-digit date of birth: XXXXMMDDYYYY. For example: 123401012000. **Click Log In.**
- Two-Factor Authentication:**
You will be prompted to select either an email address or a mobile phone number to receive a verification code. **Click Request Code.** Once that code is received, you will input it into the prompt in AFenroll and **click Validate Code.**
- Changing Your Pin:**
Create a new PIN that meets the requirements: **at least twelve characters, one uppercase letter, one lower case letter, and one special character.** Re-enter your new PIN to validate. Select a security question, provide an answer, and enter/confirm your email address. **Click Save New PIN. You will be logged out and must log in again using your new PIN.**
- Log In:**
Enter your User ID and new PIN. **Click Log in.** You will be asked to complete two-factor authentication each time you log in. **Select Validate Code. NOTE: It is important to remember your new PIN as this will be how you will log into the site during this enrollment period.**

Tips

-  **Things to Know:**
Social Security numbers and dates of birth are required for all employees and their dependents.
-  **Choose Benefits:**
Review your benefits options to help ensure you have the proper coverage and opt out of those you do not need.
-  **Make Changes:**
Log in to AFenroll to make changes at any time during your enrollment period. **Before you log out, you must re-confirm with your signature or your enrollment will not be valid.**
-  **Print/Save Benefit Confirmation:**
Sign your Benefit Confirmation/Deduction Authorization Form using your signature.
-  **Forgot PIN:**
Please reach out to American Fidelity at 800-365-9180 or email AFES-WildomarBranch@americanfidelity.com to have your PIN reset.

Preparation is Key

We know your time is valuable, so make sure to review this important information before your enrollment.

Benefits Education

- Watch for group meeting announcements
- Reach out to your American Fidelity account manager

What You Need

- Driver's license
- Bank account information (if signing up for direct deposit)
- Spouse and children's dates of birth and SSNs
- Beneficiary information (and, if a trust, the full name and date of trust)

Dependent Verification Review

To enroll dependents, you will need to prove eligibility. Below is a list of documents you can use to verify dependents.

- Current federal income tax return
- Marriage license (if your spouse participates)
- Birth certificate for children including adopted and stepchildren

Important Items to Review

- Beneficiaries/Dependents
- Available benefits options, including plans you may keep even if you change jobs or retire

Southern California Branch Office

36310 Inland Valley Drive, Suite 100
Wildomar, CA 92595

(800) 365-9180 Ext. 0



Watch a Tutorial
americanfidelity.com/howtoenroll