



May 2026

Dear Rising 2nd Grade Parents,

We are looking forward to a great 2nd grade year! To help with the transition from 1st to 2nd grade, we have assigned a few summer reading, writing, and math assignments that will review skills and concepts learned in 1st grade and ensure students are set up for success as they begin 2nd grade.

**Summer Reading:**

- We highly recommend that your child reads a minimum of 20 minutes daily—independent reading, listening to your child read aloud, reading aloud to your child, and listening to audiobooks.
- When your child reads aloud, they should practice reading smoothly with expression that reflects the mood of the text. Encourage your child to read in longer meaningful phrases and to pay attention to punctuation marks.
- Retell the important events in a story in sequential order, including important details and character names. Encourage your child to make predictions and share connections with the text. To support comprehension, discuss books using some of the questions in the next page.

**Summer Reading and Writing:**

At the beginning of 2nd grade, students write at least 5 sentences on one topic using end marks and capitals. They use proper letter formation and leave spaces between words. To practice writing skills, have your child create a summer journal in a lined notebook and divide it into three parts:

- **Part 1** — Summer Reading — (please choose 1) *Katie Woo Rules the School*, *Mercy Watson to the Rescue*, *Ivy + Bean*, *Freckle Juice*, *Flat Stanley*, *Owl Diaries: Eva's Treetop Festival*, *Mindy Kim and the Fun Family Vacation*, *Kwame's Magic Quest*
  - Label each chapter clearly and write about a favorite part of each chapter. You can add an illustration for each chapter as an option.
- **Part 2** — Summer Reading — [HAISLN Recommended Reading List](#)
  - Write a summary of the book and add an illustration. Include the characters, the setting, and what happened at the beginning, middle, and end.
- **Part 3** — Your Summer — Write and illustrate (or use photos) to share your fun summer adventures!

Bring the journal with you in August, and we will share them during the first few weeks of school.

**Summer Math:**

At the beginning of 2nd grade, students are fluent with addition and subtraction facts within 10 and understand place value to the hundredths place. Use the list of fact fluency games on page 3 of this document to practice throughout the summer.

Have a wonderful summer,  
2nd Grade Teachers



## Reading and Writing Discussion Questions for 2nd Graders and Their Families

### Characters

- Who are the main characters?
- What can you learn from the main characters in the book?
- How are 2 characters similar in the book? How are they different?
- What words or actions in the book tell you how the character was feeling?
- Who is telling the story? How do you know?

### Theme

- What lesson can you learn from this book?
- How does this book remind you of your life or other books you have read?

### Setting

- What is the setting of the story (where and when does it take place)?

### Plot

- What do you like about the book? What do you dislike about the book?
- What happens in the beginning?
- What happens in the middle?
- What happens at the end?
- What is your favorite part of the story?
- What is the problem in the story?
- What is the solution?

### Vocabulary

- Discuss new, challenging, and interesting words from the story.

### Genre

- Is this a nonfiction (true story) book or a fiction (made-up) book? How do you know?

### Basic Information

- What is the title of the book?
- Who is the author?
- Who is the illustrator?



## Fact Fluency Games

### Beach Ball

#### Materials:

- beach ball

#### Directions:

- Using a permanent marker, write the numbers 1-12 all over the ball. A player will gently toss the ball into the air or to another player. When someone catches it, they have to add the 2 numbers their thumbs are touching (or closest to).
- It's helpful for your child to say the whole math fact aloud.
  - For example:  $6 + 5 = 11$






## Go Fish...for 10!

### Materials:

- deck of cards

### Directions:

- This game is just like Go Fish, except that you are fishing for pairs that add up to 10. Players will ask for an addend that completes a 10 fact with one of their cards. For example: "I have a 2. Do you have an 8 to make 10?" Change aces to 1 for this game.
- Added bonus if you use the correct mathematical terms: "I have a 2. Do you have an **addend** of 8 to make a **sum** of 10?"





## Gain or Loss

Materials:

- deck of cards

Directions:

- Each player starts with 15 points. Players will not use any face cards for this game. Cards are placed in the center of all of the players. The first player flips a card over. If the card is black, they add it to their total. If it's red, they subtract it. Players take turns. Highest point total when all the cards are gone wins!






## Addition War (2-player game)

### Materials:

- deck of cards

### Directions:

1. Divide the deck into 2 piles.
2. Player 1 and 2 each have a pile of cards.
3. Players each put down 2 cards.
4. Add the sum of the 2 cards.
5. The player that has the higher sum gets the other player's cards.
6. Repeat until a player runs out of cards.
7. The player with the most cards at the end of the game wins.





# Monkeying AROUND




Less than 30

Roll two dice. Make a 2-digit number. Write your number in the correct pile of books!



Greater than 30



©A Sunny Day in First Grade

GO BANANAS

Roll a dice. Move ahead that number of spaces. Solve the math fact!




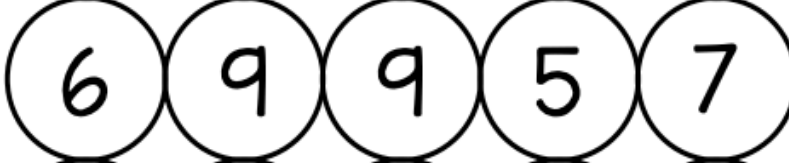

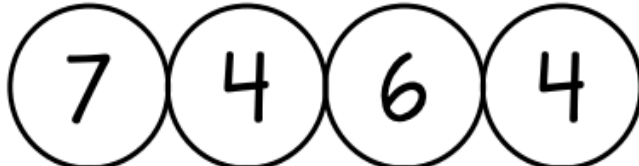
# Addition Four-in-a-Row

Roll 1 Dice, Add 3

**A game for 2 players.**

**Need-** One dice, two colored pencils (a different color for each player)

**How to Play-** Roll the dice. Add three. Color a circle with that number. First player to make a line of four wins.



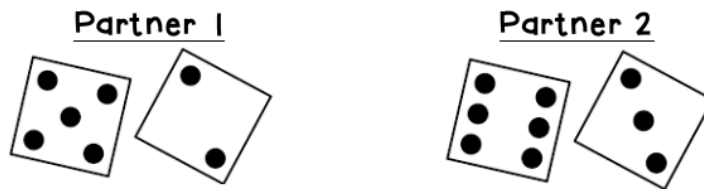


# Dice War



Directions:

1. Both partners roll two dice and add their numbers (dots) together.



2. Each partner writes an addition sentence for his or her dice.

Partner 1	Partner 2
$5+2=7$	$6+3=9$

3. Circle the higher sum from each round. Whoever has the most circles at the end of the game, wins!

Partner 1	Partner 2
$5+2=7$	$6+3=9$





# 101 and OUT!


Materials: Dice, Paper and Pencils or Whiteboards and Dry Erase Markers


Directions:


1. Players take turns rolling the dice.
2. They must decide to add groups of ten or ones.
3. They must roll 6 times.
4. After each roll, they should find their sum.
5. At the end, the player closest to 100 without going over is the winner!


 = 1 or 10

 = 2 or 20

 = 3 or 30

 = 4 or 40

 = 5 or 50

 = 6 or 60