

DCSD Enrollment

90,394

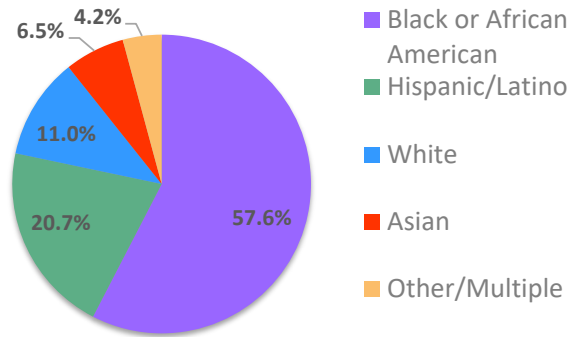
51.1%



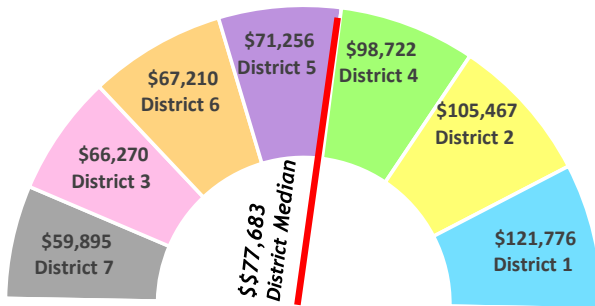
48.9%



Race/Ethnicity

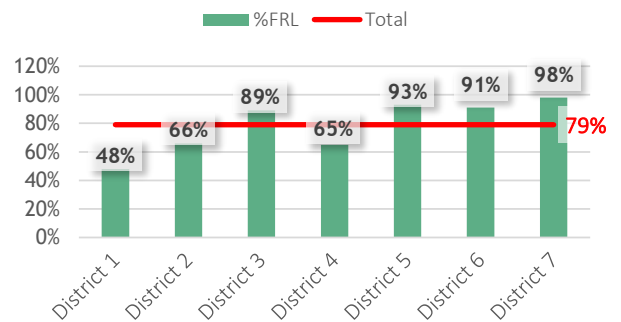


Median Household Income



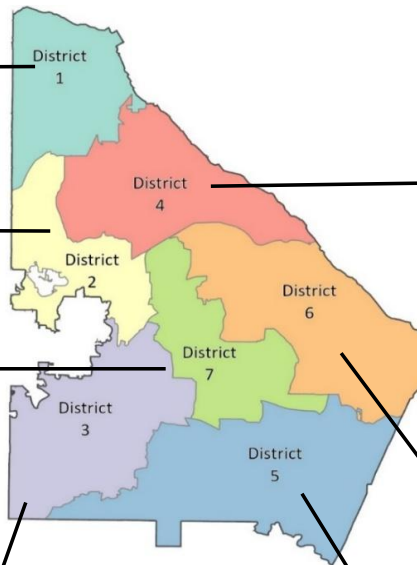
*Size of slice is proportional to the number of households in the District

Free & Reduced Lunch (FRL)



Students and Schools by Board of Education District

District	Type	Students	Schools	FRL
District 1 Mr. Ziffer	Elem	5,996	10	3,066
	Middle	3,712	3	2,037
	High	3,784	2	1,275
	Other			
	Charter	665	2	389
Total		14,157	17	6,767
District 2 Mrs. McGinniss	Elem	5,764	10	3,851
	Middle	1,025	1	741
	High	3,033	2	1,919
	Other	1,342	5	712
	Charter	525	1	515
Total		11,689	19	7,738
District 7 Mr. Eyasu	Elem	4,526	8	4,435
	Middle	3,002	4	2,942
	High	3,860	3	3,783
	Other	49	1	48
	Charter			
Total		11,437	16	11,208
District 3 Mrs. Pierce	Elem	5,330	11	5,205
	Middle	1,894	3	1,856
	High	3,753	5	3,131
	Other	638	4	392
	Charter	1,100	2	715
Total		12,715	25	11,300



Total	Type	Students	Schools	FRL
	Elem	39,957	74	32,280
	Middle	16,954	19	14,363
	High	25,911	21	18,866
	Other	3,088	15	1,999
	Charter	4,484	8	2,789
Total		90,394	137	70,298
District 4 Ms. Gevertz	Elem	6,723	13	4,515
	Middle	2,447	2	2,098
	High	3,901	2	2,345
	Other	209	2	137
	Charter	1,146	1	286
Total		14,426	20	9,381
District 6 Mr. DaCosta	Elem	6,437	12	6,235
	Middle	2,441	3	2,304
	High	2,749	3	2,075
	Other	850	3	710
	Charter	771	1	756
Total		13,248	22	12,080
District 5 Dr. Tate-Hogan	Elem	5,181	10	4,972
	Middle	2,433	3	2,384
	High	4,831	4	4,338
	Other			
	Charter	277	1	129
Total		12,722	18	11,823