

INVESTMENT REPORT

Clear Creek ISD

.....

June 1 to August 31, 2025



Contents

Market Recap 3

Investment Officers' Certification 4

Portfolio Overview 5

Portfolio Overview 6

Asset Allocation 7

Credit Rating Summary 8

Benchmark Comparison. 9

Fund Overview 10

Detail of Security Holdings 11

Earned Income 14

Investment Transactions. 18

Investment Transactions Totals. 22

Amortization and Accretion 23

Projected Cash Flows. 25

Projected Cash Flows Totals. 28

Disclosures & Disclaimers 29

Investment Management Team

Scott McIntyre

Senior Portfolio Manager

512.481.2009

Scott.McIntyre@HilltopSecurities.com

Greg Warner

Senior Portfolio Manager

512.481.2012

Greg.Warner@HilltopSecurities.com

Jodi Jones

Investment Reporting Manager

512.481.2076

Jodi.Jones@HilltopSecurities.com

Market Recap

While there was no official policy meeting in August, Chair Powell's remarks at the Jackson Hole Economic Symposium on August 22nd signaled a small but meaningful shift in tone. Powell acknowledged that "new challenges" from tariffs and supply-chain disruptions are weighing on growth, and that the labor market is showing "unexpected signs of cooling." His comments were widely taken as laying the groundwork for a possible rate cut in September, sending stocks higher and Treasury yields lower, particularly in the belly of the curve where two-year yields fell 34 basis points.

Throughout the month, Fed officials delivered a mix of messages. Some policymakers highlighted inflation risks, while others expressed concern about weakening employment and uncertainty. This divide has left markets on edge, with futures now pricing in nearly an 80% probability of a September cut, up sharply from 50% at the start of August.

Economic data released during the month reflected the current challenge the Fed is grappling with. Inflation, as measured by the Fed's preferred Core PCE, remained at +2.9% YoY, while headline PCE held steady at +2.6%. Although this was broadly in line with July's readings, underlying details were mixed. Services inflation continued to run hot, particularly in health care and insurance categories, while goods prices remained under pressure amid softer demand. Recent tariffs continue to filter into prices, with notable increases in household goods, electronics, and apparel.

The labor market, meanwhile, continues to slow. The July employment report, released in early August, showed just +73K nonfarm payroll gains, well below expectations of +100K. Even more concerning, May and June were revised down by a combined 258K jobs, taking the three-month average gain down to +35k and pointing to a far weaker trend than previously understood. The unemployment rate ticked up to 4.2%.

Political dynamics added even more complexity in August. President Trump escalated his public feud with the Fed, and just hours after release of the aforementioned weak jobs report, fired Bureau of Labor Statistics Commissioner Erika McEntarfer. Later in the month, Trump attempted to remove Fed Governor Lisa Cook, citing alleged misconduct. Cook

immediately filed a lawsuit challenging the action, noting that Fed governors can only be removed "for cause." The unprecedented clash has drawn global attention, with ECB President Christine Lagarde warning that such actions threaten central bank independence and could undermine global financial stability.

Housing remained a drag on the economy. Existing home sales for July fell 2.5% to a seasonally adjusted annual rate of 3.9mm units, the lowest since last fall. New home sales also came in soft, rising just 0.8% compared to expectations of a 3% gain. Mortgage rates held near 6.8%, and the median home price reached a record \$438K, further straining affordability. Housing inventory climbed 16% year-over-year, yet demand remains tepid, underscoring the sector's continued headwinds for GDP growth.

Consumer activity showed resilience, but with caveats. Retail sales for July rose +0.4% MoM, ahead of consensus estimates for +0.2%. The "control group," which feeds directly into GDP calculations, was up +0.3%. Gains were concentrated in categories such as electronics, restaurants, and personal care, while discretionary sectors like furniture and apparel lagged. Analysts caution that rising credit card balances and dwindling savings rates suggest this strength may not be sustainable.

By the end of August, markets were increasingly confident the Fed would be forced to pivot. Powell's Jackson Hole speech emphasized "flexibility" and "data dependency," but traders interpreted his remarks as a signal that policymakers are preparing to ease in September. With inflation showing tentative signs of stabilization, job growth slowing sharply, and political pressure mounting, the Fed faces a difficult balancing act. The question is no longer if the Fed will cut rates, but how aggressively and whether they can act preemptively enough to stabilize the economy before a deeper downturn takes hold.

Investment Officers' Certification

This report is prepared for the Clear Creek ISD (the "Entity") in accordance with Chapter 2256 of the Texas Public Funds Investment Act ("PFIA"). Section 2256.023(a) of the PFIA states that: "Not less than quarterly, the investment officer shall prepare and submit to the governing body of the entity a written report of the investment transactions for all funds covered by this chapter for the preceding reporting period." This report is signed by the Entity's investment officers and includes the disclosures required in the PFIA.

The investment portfolio complied with the PFIA and the Entity's approved Investment Policy and Strategy throughout the period. All investment transactions made in the portfolio during this period were made on behalf of the Entity and were made in full compliance with the PFIA and the approved Investment Policy.

Investment Officers

Alice Benzaia

Alice Benzaia (Sep 25, 2025 09:55:47 CDT)

Alice Benzaia
Chief Financial Officer

Jeffrey Kohlenberg

Jeff Kohlenberg
Controller

Shamaira Jagrup

Shamaira Jagrup
Asst. Director of Treasury Management

Portfolio Overview

Portfolio Summary

	Prior 31 May-25	Current 31 Aug-25
Par Value	391,004,371.93	463,220,168.82
Original Cost	390,854,683.66	463,320,336.80
Book Value	391,181,614.74	463,415,375.57
Market Value	391,018,565.11	463,433,500.27
Accrued Interest	2,252,867.79	1,733,058.79
Book Value Plus Accrued	393,434,482.53	465,148,434.36
Market Value Plus Accrued	393,271,432.90	465,166,559.06
Net Unrealized Gain/(Loss)	(163,049.63)	18,124.70

Income Summary

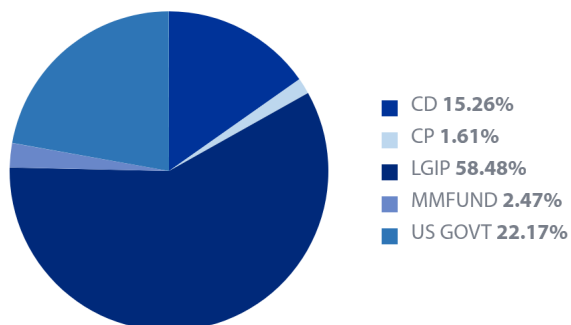
Current Period	1 Jun-25 to 31 Aug-25
Interest Income	4,062,122.48
Net Amortization/Accretion	17,963.95
Realized Gain/(Loss)	0.00
Net Income	4,080,086.42

Fiscal Year-to-Date	1 Sep-24 to 31 Aug-25
Net Income	18,198,564.76

Portfolio Characteristics

	Prior 31 May-25	Current 31 Aug-25
Yield to Maturity	4.301%	4.276%
Yield to Worst	4.301%	4.276%
Days to Final Maturity	161	111
Days to Effective Maturity	161	111
Duration	0.82	0.80

Asset Allocation

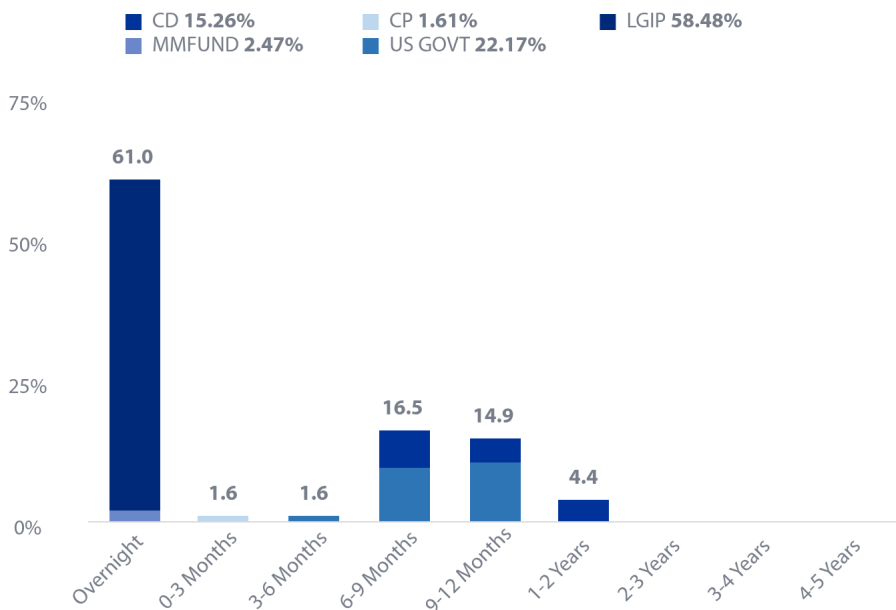


Transaction Summary

Transaction Type	Quantity	Principal	Interest	Total Amount	Realized Gain/Loss
Buy	19,954,504.90	(19,954,504.90)	0.00	(19,954,504.90)	0.00
Maturity	(58,368,857.33)	58,368,857.33	0.00	58,368,857.33	0.00
Coupon	0.00	0.00	3,009,912.42	3,009,912.42	0.00

Portfolio Overview

Maturity Distribution by Security Type



Top Ten Holdings

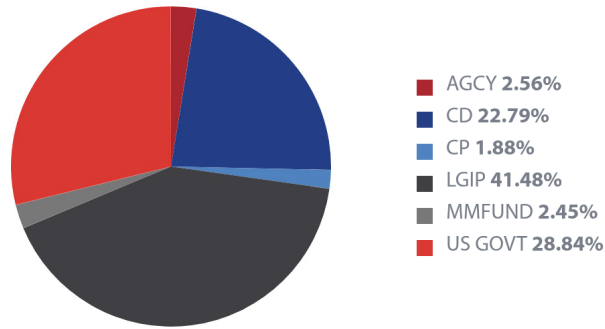
Issuer	Allocation
TXCLASS	30.39%
United States Department of The Treasury	22.17%
TXFIT	19.90%
Gulf Coast Educators FCU	15.26%
TEX PRIME	6.61%
WF	2.47%
Royal Bank of Canada	1.61%
LONESTRCRP	1.58%

Maturity Distribution by Security Type

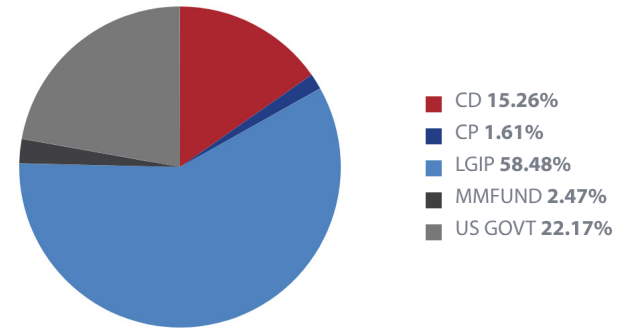
Security Type	Overnight	0-3 Months	3-6 Months	6-9 Months	9-12 Months	1-2 Years	2-3 Years	3-4 Years	4-5 Years	Portfolio Total
CD	--	--	--	31,401,366.51	19,000,000.00	20,337,826.98	--	--	--	70,739,193.49
CP	--	7,453,625.00	--	--	--	--	--	--	--	7,453,625.00
LGIP	271,011,720.20	--	--	--	--	--	--	--	--	271,011,720.20
MMFUND	11,469,255.13	--	--	--	--	--	--	--	--	11,469,255.13
US GOVT	--	--	7,500,615.61	45,004,397.87	50,236,568.27	--	--	--	--	102,741,581.75
Total	282,480,975.33	7,453,625.00	7,500,615.61	76,405,764.38	69,236,568.27	20,337,826.98	--	--	--	463,415,375.57

Asset Allocation

Asset Allocation by Security Type as of 31-May-2025



Asset Allocation by Security Type as of 31-Aug-2025



Book Value Basis Security Distribution

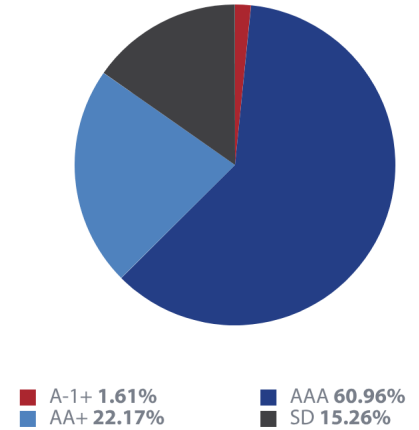
Security Type	Prior Balance 31-May-25	Prior Allocation 31-May-25	Change in Allocation	Current Balance 31-Aug-25	Current Allocation 31-Aug-25	Yield to Maturity
AGCY	9,998,356.28	2.56%	(2.56%)	0.00	0.00%	
CD	89,153,545.92	22.79%	(7.53%)	70,739,193.49	15.26%	4.063%
CP	7,373,125.00	1.88%	(0.28%)	7,453,625.00	1.61%	4.336%
LGIP	162,272,854.44	41.48%	17.00%	271,011,720.20	58.48%	4.425%
MMFUND	9,577,971.57	2.45%	0.03%	11,469,255.13	2.47%	4.170%
US GOVT	112,805,761.52	28.84%	(6.67%)	102,741,581.75	22.17%	4.037%
Portfolio Total	391,181,614.74	100.00%		463,415,375.57	100.00%	4.276%

Credit Rating Summary

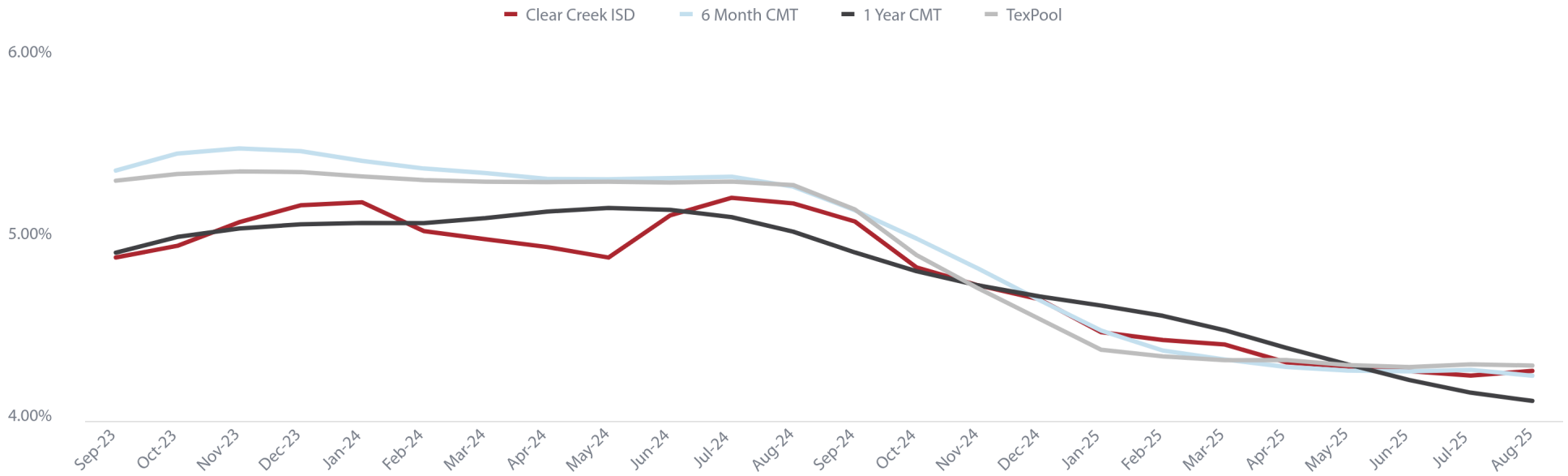
Rating Distribution

	Book Value	Portfolio Allocation
Secured Deposits (Insured or Collateralized)		
Certificates of Deposit	70,739,193.49	15.26%
Total Secured Deposits	70,739,193.49	15.26%
Local Government Investment Pools & Money Market Funds		
AAA	282,480,975.33	60.96%
Total Local Government Investment Pools & Money Market Funds	282,480,975.33	60.96%
Short Term Rating Distribution		
A-1+	7,453,625.00	1.61%
Total Short Term Rating Distribution	7,453,625.00	1.61%
Long Term Rating Distribution		
AA+	102,741,581.75	22.17%
Total Long Term Rating Distribution	102,741,581.75	22.17%
Portfolio Total	463,415,375.57	100.00%

Allocation by Rating



Benchmark Comparison



Yield Overview

	Sep-23	Oct-23	Nov-23	Dec-23	Jan-24	Feb-24	Mar-24	Apr-24	May-24	Jun-24	Jul-24	Aug-24	Sep-24	Oct-24	Nov-24	Dec-24	Jan-25	Feb-25	Mar-25	Apr-25	May-25	Jun-25	Jul-25	Aug-25
Clear Creek ISD	4.90	4.96	5.09	5.19	5.20	5.05	5.00	4.96	4.90	5.13	5.23	5.20	5.10	4.85	4.75	4.67	4.49	4.45	4.42	4.32	4.30	4.27	4.25	4.28
6 Month CMT	5.38	5.47	5.50	5.48	5.43	5.39	5.36	5.33	5.33	5.34	5.34	5.29	5.16	5.00	4.84	4.66	4.50	4.39	4.34	4.30	4.28	4.27	4.28	4.25
1 Year CMT	4.93	5.01	5.06	5.08	5.09	5.09	5.12	5.15	5.17	5.16	5.12	5.04	4.93	4.82	4.75	4.69	4.64	4.58	4.50	4.40	4.31	4.23	4.16	4.11
TexPool	5.32	5.36	5.37	5.37	5.35	5.33	5.32	5.31	5.32	5.31	5.32	5.30	5.16	4.91	4.73	4.56	4.39	4.36	4.33	4.34	4.31	4.30	4.31	4.31

Fund Overview

Fund Name	Prior Book Value	Prior Market Value	Changes to Market Value	Current Book Value	Current Market Value	Net Income	Days to Final Mty	YTM	YTW
100-General Fund	169,392,846.56	169,294,838.66	(33,615,883.38)	135,656,129.47	135,678,955.28	1,498,236.46	195	4.174%	4.174%
200-Debt Service Fund	55,983,390.30	55,920,631.06	(12,519,751.00)	43,415,663.68	43,400,880.06	560,314.63	223	3.994%	3.994%
312-Bond 2017	14,502,790.32	14,502,790.32	(2,509,870.14)	11,992,920.18	11,992,920.18	141,825.86	1	4.390%	4.390%
313-Bond 2023 Prop B	72,793,853.38	72,785,567.69	117,670,198.60	190,457,612.69	190,455,766.28	950,920.51	18	4.399%	4.399%
314-Bond 2023 Prop C	11,227,449.89	11,227,449.89	9,761,430.44	20,988,880.33	20,988,880.33	127,914.23	1	4.429%	4.429%
330-Capital & Contingency	43,280,901.01	43,280,901.01	(6,226,897.09)	37,054,003.92	37,054,003.92	534,369.20	237	4.218%	4.218%
332-One-Time Capital Purchase	1,383,972.09	1,383,972.09	(37,594.52)	1,346,377.57	1,346,377.57	15,405.48	1	4.390%	4.390%
400-Child Nutrition Fund	11,102,378.85	11,108,382.05	103,076.23	11,199,529.37	11,211,458.28	126,446.41	177	4.295%	4.295%
500-Activity Fund	9,171,001.73	9,171,001.73	(235,948.48)	8,935,053.25	8,935,053.25	98,479.13	140	4.196%	4.196%
600-Benefits Fund	1,083,917.07	1,083,917.07	12,108.68	1,096,025.75	1,096,025.75	12,108.68	1	4.420%	4.420%
700-Workers' Compensation Fd	1,259,113.54	1,259,113.54	14,065.83	1,273,179.37	1,273,179.37	14,065.83	1	4.420%	4.420%
Total	391,181,614.74	391,018,565.10	72,414,935.16	463,415,375.57	463,433,500.27	4,080,086.42	111	4.276%	4.276%

Detail of Security Holdings

CUSIP	Settle Date	Security Type	Security Description	CPN	Maturity Date	Next Call Date	Call Type	Par Value	Purch Price	Original Cost	Book Value	Mkt Price	Market Value	Days to Mty	Days to Call	YTM	YTW	Rating
100-General Fund																		
CCWFSWEEP		MMFUND	Allspring Govt MM Instl		08/31/25			11,469,255.13	100.000	11,469,255.13	11,469,255.13	100.000	11,469,255.13	1		4.170	4.170	AAA
LNSTCRP		LGIP	LoneStar Corp O/N		08/31/25			249,072.99	100.000	249,072.99	249,072.99	100.000	249,072.99	1		4.420	4.420	AAA
TEXPRIME		LGIP	TexPool Prime		08/31/25			24,240,091.37	100.000	24,240,091.37	24,240,091.37	100.000	24,240,091.37	1		4.418	4.418	AAA
TXCLASS		LGIP	Texas CLASS		08/31/25			1,409,032.99	100.000	1,409,032.99	1,409,032.99	100.000	1,409,032.99	1		4.390	4.390	AAA
TXFIT		LGIP	Texas FIT Cash Pool		08/31/25			7,954,857.80	100.000	7,954,857.80	7,954,857.80	100.000	7,954,857.80	1		4.480	4.480	AAA
91282CKB6	01/29/25	US GOVT	U.S. Treasury Note	4.625	02/28/26			10,000,000.00	100.410	10,041,015.63	10,019,219.50	100.266	10,026,562.50	181		4.230	4.230	AA+
91282CGR6	01/29/25	US GOVT	U.S. Treasury Note	4.625	03/15/26			10,000,000.00	100.438	10,043,750.00	10,021,397.46	100.344	10,034,375.00	196		4.218	4.218	AA+
91282CKH3	01/29/25	US GOVT	U.S. Treasury Note	4.500	03/31/26			10,000,000.00	100.305	10,030,468.75	10,015,557.52	100.266	10,026,562.50	212		4.225	4.225	AA+
91282CGV7	01/29/25	US GOVT	U.S. Treasury Note	3.750	04/15/26			10,000,000.00	99.445	9,944,531.25	9,971,480.45	99.848	9,984,765.60	227		4.221	4.221	AA+
91282CHH7	04/30/25	US GOVT	U.S. Treasury Note	4.125	06/15/26			10,000,000.00	100.285	10,028,515.63	10,020,282.44	100.133	10,013,281.20	288		3.860	3.860	AA+
91282CHM6	04/30/25	US GOVT	U.S. Treasury Note	4.500	07/15/26			10,000,000.00	100.766	10,076,562.50	10,055,698.54	100.488	10,048,828.10	318		3.842	3.842	AA+
CD-7042	08/11/25	CD	Gulf Coast Educators FCU	4.050	08/11/26			10,000,000.00	100.000	10,000,000.00	10,000,000.00	100.000	10,000,000.00	345		4.050	4.050	SD
91282CHU8	04/30/25	US GOVT	U.S. Treasury Note	4.375	08/15/26			10,000,000.00	100.703	10,070,312.50	10,052,444.38	100.445	10,044,531.20	349		3.810	3.810	AA+
CD-7040		CD	Gulf Coast Educators FCU	4.250	01/30/27			10,177,738.90	100.000	10,177,738.90	10,177,738.90	100.000	10,177,738.90	517		4.250	4.250	SD
Total 100-General Fund								135,500,049.18		135,735,205.44	135,656,129.47		135,678,955.28	195		4.174	4.174	
200-Debt Service Fund																		
LNSTCRP		LGIP	LoneStar Corp O/N		08/31/25			515,865.67	100.000	515,865.67	515,865.67	100.000	515,865.67	1		4.420	4.420	AAA
TEXPRIME		LGIP	TexPool Prime		08/31/25			1,078,492.18	100.000	1,078,492.18	1,078,492.18	100.000	1,078,492.18	1		4.418	4.418	AAA
TXCLASS		LGIP	Texas CLASS		08/31/25			8,328,128.26	100.000	8,328,128.26	8,328,128.26	100.000	8,328,128.26	1		4.390	4.390	AAA
CD-7035		CD	Gulf Coast Educators FCU	3.950	04/02/26			7,721,285.08	100.000	7,721,285.08	7,721,285.08	100.000	7,721,285.08	214		3.950	3.950	SD
CD-7039		CD	Gulf Coast Educators FCU	3.950	04/23/26			5,663,749.57	100.000	5,663,749.57	5,663,749.57	100.000	5,663,749.57	235		3.950	3.950	SD
91282CHM6	04/30/25	US GOVT	U.S. Treasury Note	4.500	07/15/26			10,000,000.00	100.766	10,076,562.50	10,055,698.54	100.488	10,048,828.10	318		3.842	3.842	AA+
91282CHU8	04/30/25	US GOVT	U.S. Treasury Note	4.375	08/15/26			10,000,000.00	100.703	10,070,312.50	10,052,444.38	100.445	10,044,531.20	349		3.810	3.810	AA+
Total 200-Debt Service Fund								43,307,520.76		43,454,395.76	43,415,663.68		43,400,880.06	223		3.994	3.994	
312-Bond 2017																		
TXCLASS		LGIP	Texas CLASS		08/31/25			11,992,920.18	100.000	11,992,920.18	11,992,920.18	100.000	11,992,920.18	1		4.390	4.390	AAA

Detail of Security Holdings

CUSIP	Settle Date	Security Type	Security Description	CPN	Maturity Date	Next Call Date	Call Type	Par Value	Purch Price	Original Cost	Book Value	Mkt Price	Market Value	Days to Mty	Days to Call	YTM	YTW	Rating	
Total 312-Bond 2017								11,992,920.18		11,992,920.18	11,992,920.18		11,992,920.18	1		4.390	4.390		
313-Bond 2023 Prop B																			
TXCLASS		LGIP	Texas CLASS		08/31/25			92,533,970.53	100.000	92,533,970.53	92,533,970.53	100.000	92,533,970.53	1		4.390	4.390	AAA	
TXFIT		LGIP	Texas FIT Cash Pool		08/31/25			75,248,116.47	100.000	75,248,116.47	75,248,116.47	100.000	75,248,116.47	1		4.480	4.480	AAA	
78009AXQ2	01/29/25	CP	Royal Bank of Canada	0.000	10/24/25			7,500,000.00	96.873	7,265,500.00	7,453,625.00	99.330	7,449,757.50	54		4.336	4.336	A-1+	
91282CJV4	01/29/25	US GOVT	U.S. Treasury Note	4.250	01/31/26			7,500,000.00	100.020	7,501,464.84	7,500,615.61	100.035	7,502,636.70	153		4.230	4.230	AA+	
CD-7036		CD	Gulf Coast Educators FCU	3.950	04/02/26			7,721,285.08	100.000	7,721,285.08	7,721,285.08	100.000	7,721,285.08	214		3.950	3.950	SD	
Total 313-Bond 2023 Prop B								190,503,372.08		190,270,336.92	190,457,612.69		190,455,766.28	18		4.399	4.399		
314-Bond 2023 Prop C																			
TXCLASS		LGIP	Texas CLASS		08/31/25			11,968,963.22	100.000	11,968,963.22	11,968,963.22	100.000	11,968,963.22	1		4.390	4.390	AAA	
TXFIT		LGIP	Texas FIT Cash Pool		08/31/25			9,019,917.11	100.000	9,019,917.11	9,019,917.11	100.000	9,019,917.11	1		4.480	4.480	AAA	
Total 314-Bond 2023 Prop C								20,988,880.33		20,988,880.33	20,988,880.33		20,988,880.33	1		4.429	4.429		
330-Capital & Contingency																			
LNSTCRP		LGIP	LoneStar Corp O/N		08/31/25			2,375,459.27	100.000	2,375,459.27	2,375,459.27	100.000	2,375,459.27	1		4.420	4.420	AAA	
TEXPRIME		LGIP	TexPool Prime		08/31/25			3,005,025.43	100.000	3,005,025.43	3,005,025.43	100.000	3,005,025.43	1		4.418	4.418	AAA	
TXCLASS		LGIP	Texas CLASS		08/31/25			8,792,146.06	100.000	8,792,146.06	8,792,146.06	100.000	8,792,146.06	1		4.390	4.390	AAA	
CD-7038		CD	Gulf Coast Educators FCU	3.950	04/02/26			7,721,285.08	100.000	7,721,285.08	7,721,285.08	100.000	7,721,285.08	214		3.950	3.950	SD	
CD-7043	08/11/25	CD	Gulf Coast Educators FCU	4.050	08/11/26			5,000,000.00	100.000	5,000,000.00	5,000,000.00	100.000	5,000,000.00	345		4.050	4.050	SD	
CD-7041		CD	Gulf Coast Educators FCU	4.250	02/14/27			10,160,088.08	100.000	10,160,088.08	10,160,088.08	100.000	10,160,088.08	532		4.249	4.249	SD	
Total 330-Capital & Contingency								37,054,003.92		37,054,003.92	37,054,003.92		37,054,003.92	237		4.218	4.218		
332-One-Time Capital Purchase																			
TXCLASS		LGIP	Texas CLASS		08/31/25			1,346,377.57	100.000	1,346,377.57	1,346,377.57	100.000	1,346,377.57	1		4.390	4.390	AAA	

Detail of Security Holdings

CUSIP	Settle Date	Security Type	Security Description	CPN	Maturity Date	Next Call Date	Call Type	Par Value	Purch Price	Original Cost	Book Value	Mkt Price	Market Value	Days to Mty	Days to Call	YTM	YTW	Rating		
Total 332-One-Time Capital Purchase								1,346,377.57		1,346,377.57	1,346,377.57		1,346,377.57	1		4.390	4.390			
400-Child Nutrition Fund																				
LNSTCRP		LGIP	LoneStar Corp O/N		08/31/25			457,098.87	100.000	457,098.87	457,098.87	100.000	457,098.87	1		4.420	4.420	AAA		
TEXPRIME		LGIP	TexPool Prime		08/31/25			959,523.92	100.000	959,523.92	959,523.92	100.000	959,523.92	1		4.418	4.418	AAA		
TXCLASS		LGIP	Texas CLASS		08/31/25			2,806,163.64	100.000	2,806,163.64	2,806,163.64	100.000	2,806,163.64	1		4.390	4.390	AAA		
91282CHB0	11/15/24	US GOVT	U.S. Treasury Note	3.625	05/15/26			5,000,000.00	99.023	4,951,171.88	4,976,742.94	99.773	4,988,671.85	257		4.304	4.304	AA+		
CD-7045	08/13/25	CD	Gulf Coast Educators FCU	4.050	08/13/26			2,000,000.00	100.000	2,000,000.00	2,000,000.00	100.000	2,000,000.00	347		4.050	4.050	SD		
Total 400-Child Nutrition Fund								11,222,786.43		11,173,958.31	11,199,529.37		11,211,458.28	177		4.295	4.295			
500-Activity Fund																				
LNSTCRP		LGIP	LoneStar Corp O/N		08/31/25			1,335,845.71	100.000	1,335,845.71	1,335,845.71	100.000	1,335,845.71	1		4.420	4.420	AAA		
TEXPRIME		LGIP	TexPool Prime		08/31/25			1,352,638.19	100.000	1,352,638.19	1,352,638.19	100.000	1,352,638.19	1		4.418	4.418	AAA		
TXCLASS		LGIP	Texas CLASS		08/31/25			1,672,807.65	100.000	1,672,807.65	1,672,807.65	100.000	1,672,807.65	1		4.390	4.390	AAA		
CD-7037		CD	Gulf Coast Educators FCU	3.950	04/02/26			2,573,761.70	100.000	2,573,761.70	2,573,761.70	100.000	2,573,761.70	214		3.950	3.950	SD		
CD-7044	08/13/25	CD	Gulf Coast Educators FCU	4.050	08/13/26			2,000,000.00	100.000	2,000,000.00	2,000,000.00	100.000	2,000,000.00	347		4.050	4.050	SD		
Total 500-Activity Fund								8,935,053.25		8,935,053.25	8,935,053.25		8,935,053.25	140		4.196	4.196			
600-Benefits Fund																				
LNSTCRP		LGIP	LoneStar Corp O/N		08/31/25			1,096,025.75	100.000	1,096,025.75	1,096,025.75	100.000	1,096,025.75	1		4.420	4.420	AAA		
Total 600-Benefits Fund								1,096,025.75		1,096,025.75	1,096,025.75		1,096,025.75	1		4.420	4.420			
700-Workers' Compensation Fd																				
LNSTCRP		LGIP	LoneStar Corp O/N		08/31/25			1,273,179.37	100.000	1,273,179.37	1,273,179.37	100.000	1,273,179.37	1		4.420	4.420	AAA		
Total 700-Workers' Compensation Fd								1,273,179.37		1,273,179.37	1,273,179.37		1,273,179.37	1		4.420	4.420			
Grand Total								463,220,168.82		463,320,336.80	463,415,375.57		463,433,500.27	111		4.276	4.276			

Earned Income

CUSIP	Security Type	Security Description	Beginning Accrued	Interest Earned	Interest Rec'd/ Sold/Matured	Interest Purchased	Ending Accrued	Disc Accr/Prem Amort	Net Realized Gain/Loss	Net Income
100-General Fund										
91282CEU1	US GOVT	U.S. Treasury Note	132,692.31	11,057.69	143,750.00	0.00	0.00	6,457.86	0.00	17,515.55
3130AYQH2	AGCY	FHLB	151,250.00	73,750.00	225,000.00	0.00	0.00	1,643.72	0.00	75,393.72
CD-7028-1	CD	Gulf Coast Educators FCU	85,112.20	99,721.09	184,833.29	0.00	0.00	0.00	0.00	99,721.09
CCWFSWEEP	MMFUND	Allspring Govt MM Instl	33,822.79	156,461.39	125,267.26	0.00	65,016.92	0.00	0.00	156,461.39
LNSTCRP	LGIP	LoneStar Corp O/N	0.00	2,750.73	2,750.73	0.00	0.00	0.00	0.00	2,750.73
TEXPRIME	LGIP	TexPool Prime	0.00	88,238.08	88,238.08	0.00	0.00	0.00	0.00	88,238.08
TXCLASS	LGIP	Texas CLASS	0.00	38,745.40	38,745.40	0.00	0.00	0.00	0.00	38,745.40
TXFIT	LGIP	Texas FIT Cash Pool	0.00	170,354.75	170,354.75	0.00	0.00	0.00	0.00	170,354.75
91282CKB6	US GOVT	U.S. Treasury Note	116,881.79	115,645.83	0.00	0.00	232,527.62	(9,466.90)	0.00	106,178.93
91282CGR6	US GOVT	U.S. Treasury Note	98,029.89	115,625.00	0.00	0.00	213,654.89	(9,751.13)	0.00	105,873.87
91282CKH3	US GOVT	U.S. Treasury Note	76,229.51	113,114.75	0.00	0.00	189,344.26	(6,599.26)	0.00	106,515.50
91282CGV7	US GOVT	U.S. Treasury Note	48,155.74	94,262.30	0.00	0.00	142,418.03	11,365.20	0.00	105,627.49
91282CHH7	US GOVT	U.S. Treasury Note	190,384.62	103,775.22	206,250.00	0.00	87,909.84	(6,280.78)	0.00	97,494.44
91282CHM6	US GOVT	U.S. Treasury Note	170,303.87	113,391.78	225,000.00	0.00	58,695.65	(15,558.51)	0.00	97,833.28
CD-7042	CD	Gulf Coast Educators FCU	0.00	23,301.37	0.00	0.00	23,301.37	0.00	0.00	23,301.37
91282CHU8	US GOVT	U.S. Treasury Note	128,107.73	110,852.86	218,750.00	0.00	20,210.60	(13,276.51)	0.00	97,576.35
CD-7040	CD	Gulf Coast Educators FCU	71,531.89	108,654.52	106,711.50	0.00	73,474.91	0.00	0.00	108,654.52
Total 100-General Fund			1,302,502.33	1,539,702.77	1,735,651.01	0.00	1,106,554.10	(41,466.31)	0.00	1,498,236.46
200-Debt Service Fund										
CD-7032	CD	Gulf Coast Educators FCU	80,932.19	97,507.56	178,439.75	0.00	0.00	0.00	0.00	97,507.56
LNSTCRP	LGIP	LoneStar Corp O/N	0.00	5,699.18	5,699.18	0.00	0.00	0.00	0.00	5,699.18
TEXPRIME	LGIP	TexPool Prime	0.00	83,183.52	83,183.52	0.00	0.00	0.00	0.00	83,183.52
TXCLASS	LGIP	Texas CLASS	0.00	45,674.91	45,674.91	0.00	0.00	0.00	0.00	45,674.91
CD-7035	CD	Gulf Coast Educators FCU	50,473.99	76,629.93	75,297.27	0.00	51,806.65	0.00	0.00	76,629.93
CD-7039	CD	Gulf Coast Educators FCU	37,023.90	56,209.91	55,232.37	0.00	38,001.43	0.00	0.00	56,209.91
91282CHM6	US GOVT	U.S. Treasury Note	170,303.87	113,391.78	225,000.00	0.00	58,695.65	(15,558.51)	0.00	97,833.28
91282CHU8	US GOVT	U.S. Treasury Note	128,107.73	110,852.86	218,750.00	0.00	20,210.60	(13,276.51)	0.00	97,576.35

Earned Income

CUSIP	Security Type	Security Description	Beginning Accrued	Interest Earned	Interest Rec'd/ Sold/Matured	Interest Purchased	Ending Accrued	Disc Accr/Prem Amort	Net Realized Gain/Loss	Net Income
Total 200-Debt Service Fund			466,841.68	589,149.65	887,277.00	0.00	168,714.33	(28,835.02)	0.00	560,314.63
312-Bond 2017										
TXCLASS	LGIP	Texas CLASS	0.00	141,825.86	141,825.86	0.00	0.00	0.00	0.00	141,825.86
Total 312-Bond 2017			0.00	141,825.86	141,825.86	0.00	0.00	0.00	0.00	141,825.86
313-Bond 2023 Prop B										
TXCLASS	LGIP	Texas CLASS	0.00	285,444.37	285,444.37	0.00	0.00	0.00	0.00	285,444.37
TXFIT	LGIP	Texas FIT Cash Pool	0.00	428,168.85	428,168.85	0.00	0.00	0.00	0.00	428,168.85
78009AXQ2	CP	Royal Bank of Canada	0.00	0.00	0.00	0.00	0.00	80,500.00	0.00	80,500.00
91282CJV4	US GOVT	U.S. Treasury Note	106,543.51	80,548.88	159,375.00	0.00	27,717.39	(371.52)	0.00	80,177.37
CD-7036	CD	Gulf Coast Educators FCU	50,473.99	76,629.93	75,297.27	0.00	51,806.65	0.00	0.00	76,629.93
Total 313-Bond 2023 Prop B			157,017.50	870,792.03	948,285.49	0.00	79,524.04	80,128.48	0.00	950,920.51
314-Bond 2023 Prop C										
TXCLASS	LGIP	Texas CLASS	0.00	107,997.27	107,997.27	0.00	0.00	0.00	0.00	107,997.27
TXFIT	LGIP	Texas FIT Cash Pool	0.00	19,916.96	19,916.96	0.00	0.00	0.00	0.00	19,916.96
Total 314-Bond 2023 Prop C			0.00	127,914.23	127,914.23	0.00	0.00	0.00	0.00	127,914.23
330-Capital & Contingency										
CD-7029-1	CD	Gulf Coast Educators FCU	85,112.20	99,721.09	184,833.29	0.00	0.00	0.00	0.00	99,721.09
LNSTCRP	LGIP	LoneStar Corp O/N	0.00	26,243.61	26,243.61	0.00	0.00	0.00	0.00	26,243.61
TEXPRIME	LGIP	TexPool Prime	0.00	33,243.53	33,243.53	0.00	0.00	0.00	0.00	33,243.53
TXCLASS	LGIP	Texas CLASS	0.00	70,188.51	70,188.51	0.00	0.00	0.00	0.00	70,188.51
CD-7038	CD	Gulf Coast Educators FCU	50,473.99	76,629.93	75,297.27	0.00	51,806.65	0.00	0.00	76,629.93
CD-7043	CD	Gulf Coast Educators FCU	0.00	11,650.68	0.00	0.00	11,650.68	0.00	0.00	11,650.68
CD-7041	CD	Gulf Coast Educators FCU	125,256.36	216,691.85	106,526.44	0.00	235,421.77	0.00	0.00	216,691.85

Earned Income

CUSIP	Security Type	Security Description	Beginning Accrued	Interest Earned	Interest Rec'd/ Sold/Matured	Interest Purchased	Ending Accrued	Disc Accr/Prem Amort	Net Realized Gain/Loss	Net Income
Total 330-Capital & Contingency			260,842.56	534,369.20	496,332.65	0.00	298,879.10	0.00	0.00	534,369.20
332-One-Time Capital Purchase										
TXCLASS	LGIP	Texas CLASS	0.00	15,405.48	15,405.48	0.00	0.00	0.00	0.00	15,405.48
Total 332-One-Time Capital Purchase			0.00	15,405.48	15,405.48	0.00	0.00	0.00	0.00	15,405.48
400-Child Nutrition Fund										
CD-7034	CD	Gulf Coast Educators FCU	20,233.05	24,376.89	44,609.94	0.00	0.00	0.00	0.00	24,376.89
LNSTCRP	LGIP	LoneStar Corp O/N	0.00	5,049.94	5,049.94	0.00	0.00	0.00	0.00	5,049.94
TEXPRIME	LGIP	TexPool Prime	0.00	10,614.83	10,614.83	0.00	0.00	0.00	0.00	10,614.83
TXCLASS	LGIP	Texas CLASS	0.00	28,739.02	28,739.02	0.00	0.00	0.00	0.00	28,739.02
91282CHB0	US GOVT	U.S. Treasury Note	8,372.96	45,312.50	0.00	0.00	53,685.46	8,136.79	0.00	53,449.29
CD-7045	CD	Gulf Coast Educators FCU	0.00	4,216.44	0.00	0.00	4,216.44	0.00	0.00	4,216.44
Total 400-Child Nutrition Fund			28,606.01	118,309.62	89,013.73	0.00	57,901.90	8,136.79	0.00	126,446.41
500-Activity Fund										
CD-7033	CD	Gulf Coast Educators FCU	20,233.05	24,376.89	44,609.94	0.00	0.00	0.00	0.00	24,376.89
LNSTCRP	LGIP	LoneStar Corp O/N	0.00	14,758.16	14,758.16	0.00	0.00	0.00	0.00	14,758.16
TEXPRIME	LGIP	TexPool Prime	0.00	14,963.81	14,963.81	0.00	0.00	0.00	0.00	14,963.81
TXCLASS	LGIP	Texas CLASS	0.00	14,620.52	14,620.52	0.00	0.00	0.00	0.00	14,620.52
CD-7037	CD	Gulf Coast Educators FCU	16,824.66	25,543.31	25,099.09	0.00	17,268.88	0.00	0.00	25,543.31
CD-7044	CD	Gulf Coast Educators FCU	0.00	4,216.44	0.00	0.00	4,216.44	0.00	0.00	4,216.44
Total 500-Activity Fund			37,057.71	98,479.13	114,051.52	0.00	21,485.32	0.00	0.00	98,479.13
600-Benefits Fund										
LNSTCRP	LGIP	LoneStar Corp O/N	0.00	12,108.68	12,108.68	0.00	0.00	0.00	0.00	12,108.68
Total 600-Benefits Fund			0.00	12,108.68	12,108.68	0.00	0.00	0.00	0.00	12,108.68

Earned Income

CUSIP	Security Type	Security Description	Beginning Accrued	Interest Earned	Interest Rec'd/ Sold/Matured	Interest Purchased	Ending Accrued	Disc Accr/Prem Amort	Net Realized Gain/Loss	Net Income
700-Workers' Compensation Fd										
LNSTCRP	LGIP	LoneStar Corp O/N	0.00	14,065.83	14,065.83	0.00	0.00	0.00	0.00	14,065.83
Total 700-Workers' Compensation Fd			0.00	14,065.83	14,065.83	0.00	0.00	0.00	0.00	14,065.83
Grand Total			2,252,867.79	4,062,122.48	4,581,931.48	0.00	1,733,058.79	17,963.95	0.00	4,080,086.42

Investment Transactions

CUSIP	Trade Date	Settle Date	Security Type	Security Description	Coupon	Maturity Date	Call Date	Par Value	Price	Principal Amount	Interest Purchased/Received	Total Amount	Realized Gain/Loss	YTM	YTW
100-General Fund															
Buy															
CD-7040	07/01/25	07/01/25	CD	Gulf Coast Educators FCU	4.250	01/30/27		106,711.50	100.000	106,711.50	0.00	106,711.50	0.00	4.250	4.250
CD-7028-1	07/01/25	07/01/25	CD	Gulf Coast Educators FCU	4.600	08/11/25		126,970.66	100.000	126,970.66	0.00	126,970.66	0.00	4.600	4.600
CD-7042	08/11/25	08/11/25	CD	Gulf Coast Educators FCU	4.050	08/11/26		10,000,000.00	100.000	10,000,000.00	0.00	10,000,000.00	0.00	4.050	4.050
Total Buy								10,233,682.16		10,233,682.16	0.00	10,233,682.16	0.00		
Coupon															
91282CEU1	06/15/25	06/15/25	US GOVT	U.S. Treasury Note	2.875	06/15/25		0.00		0.00	143,750.00	143,750.00	0.00	--	--
91282CHH7	06/15/25	06/15/25	US GOVT	U.S. Treasury Note	4.125	06/15/26		0.00		0.00	206,250.00	206,250.00	0.00	--	--
CD-7040	07/01/25	07/01/25	CD	Gulf Coast Educators FCU	4.250	01/30/27		0.00		0.00	106,711.50	106,711.50	0.00	--	--
CD-7028-1	07/01/25	07/01/25	CD	Gulf Coast Educators FCU	4.600	08/11/25		0.00		0.00	126,970.66	126,970.66	0.00	--	--
91282CHM6	07/15/25	07/15/25	US GOVT	U.S. Treasury Note	4.500	07/15/26		0.00		0.00	225,000.00	225,000.00	0.00	--	--
3130AYQH2	07/30/25	07/30/25	AGCY	FHLB	4.500	07/30/25		0.00		0.00	225,000.00	225,000.00	0.00	--	--
CD-7028-1	08/11/25	08/11/25	CD	Gulf Coast Educators FCU	4.600	08/11/25		0.00		0.00	57,862.63	57,862.63	0.00	--	--
91282CHU8	08/15/25	08/15/25	US GOVT	U.S. Treasury Note	4.375	08/15/26		0.00		0.00	218,750.00	218,750.00	0.00	--	--
91282CKB6	08/31/25	08/31/25	US GOVT	U.S. Treasury Note	4.625	02/28/26		0.00		0.00	231,250.00	231,250.00	0.00	--	--
Total Coupon								0.00		0.00	1,541,544.79	1,541,544.79	0.00		
Maturity															
91282CEU1	06/15/25	06/15/25	US GOVT	U.S. Treasury Note	2.875	06/15/25		(10,000,000.00)	100.000	10,000,000.00	0.00	10,000,000.00	0.00	--	--
3130AYQH2	07/30/25	07/30/25	AGCY	FHLB	4.500	07/30/25		(10,000,000.00)	100.000	10,000,000.00	0.00	10,000,000.00	0.00	--	--
CD-7028-1	08/11/25	08/11/25	CD	Gulf Coast Educators FCU	4.600	08/11/25		(11,198,229.90)	100.000	11,198,229.90	0.00	11,198,229.90	0.00	--	--
Total Maturity								(31,198,229.90)		31,198,229.90	0.00	31,198,229.90	0.00		
200-Debt Service Fund															
Buy															
CD-7039	07/01/25	07/01/25	CD	Gulf Coast Educators FCU	3.950	04/23/26		55,232.37	100.000	55,232.37	0.00	55,232.37	0.00	3.950	3.950
CD-7035	07/01/25	07/01/25	CD	Gulf Coast Educators FCU	3.950	04/02/26		75,297.27	100.000	75,297.27	0.00	75,297.27	0.00	3.950	3.950
CD-7032	07/01/25	07/01/25	CD	Gulf Coast Educators FCU	4.600	08/13/25		120,734.91	100.000	120,734.91	0.00	120,734.91	0.00	4.600	4.600

Investment Transactions

CUSIP	Trade Date	Settle Date	Security Type	Security Description	Coupon	Maturity Date	Call Date	Par Value	Price	Principal Amount	Interest Purchased/Received	Total Amount	Realized Gain/Loss	YTM	YTW
Total Buy								251,264.55		251,264.55	0.00	251,264.55	0.00		
Coupon															
CD-7032	07/01/25	07/01/25	CD	Gulf Coast Educators FCU	4.600	08/13/25		0.00		0.00	120,734.91	120,734.91	0.00	--	--
CD-7035	07/01/25	07/01/25	CD	Gulf Coast Educators FCU	3.950	04/02/26		0.00		0.00	75,297.27	75,297.27	0.00	--	--
CD-7039	07/01/25	07/01/25	CD	Gulf Coast Educators FCU	3.950	04/23/26		0.00		0.00	55,232.37	55,232.37	0.00	--	--
91282CHM6	07/15/25	07/15/25	US GOVT	U.S. Treasury Note	4.500	07/15/26		0.00		0.00	225,000.00	225,000.00	0.00	--	--
CD-7032	08/13/25	08/13/25	CD	Gulf Coast Educators FCU	4.600	08/13/25		0.00		0.00	57,704.84	57,704.84	0.00	--	--
91282CHU8	08/15/25	08/15/25	US GOVT	U.S. Treasury Note	4.375	08/15/26		0.00		0.00	218,750.00	218,750.00	0.00	--	--
Total Coupon								0.00		0.00	752,719.39	752,719.39	0.00		
Maturity															
CD-7032	08/13/25	08/13/25	CD	Gulf Coast Educators FCU	4.600	08/13/25		(10,648,265.03)	100.000	10,648,265.03	0.00	10,648,265.03	0.00	--	--
Total Maturity								(10,648,265.03)		10,648,265.03	0.00	10,648,265.03	0.00		
313-Bond 2023 Prop B															
Buy															
CD-7036	07/01/25	07/01/25	CD	Gulf Coast Educators FCU	3.950	04/02/26		75,297.27	100.000	75,297.27	0.00	75,297.27	0.00	3.950	3.950
Total Buy								75,297.27		75,297.27	0.00	75,297.27	0.00		
Coupon															
CD-7036	07/01/25	07/01/25	CD	Gulf Coast Educators FCU	3.950	04/02/26		0.00		0.00	75,297.27	75,297.27	0.00	--	--
91282CJV4	07/31/25	07/31/25	US GOVT	U.S. Treasury Note	4.250	01/31/26		0.00		0.00	159,375.00	159,375.00	0.00	--	--
Total Coupon								0.00		0.00	234,672.27	234,672.27	0.00		
330-Capital & Contingency															
Buy															
CD-7038	07/01/25	07/01/25	CD	Gulf Coast Educators FCU	3.950	04/02/26		75,297.27	100.000	75,297.27	0.00	75,297.27	0.00	3.950	3.950
CD-7041	07/01/25	07/01/25	CD	Gulf Coast Educators FCU	4.250	02/14/27		106,526.44	100.000	106,526.44	0.00	106,526.44	0.00	4.183	4.183
CD-7029-1	07/01/25	07/01/25	CD	Gulf Coast Educators FCU	4.600	08/11/25		126,970.66	100.000	126,970.66	0.00	126,970.66	0.00	4.600	4.600
CD-7043	08/11/25	08/11/25	CD	Gulf Coast Educators FCU	4.050	08/11/26		5,000,000.00	100.000	5,000,000.00	0.00	5,000,000.00	0.00	4.050	4.050

Investment Transactions

CUSIP	Trade Date	Settle Date	Security Type	Security Description	Coupon	Maturity Date	Call Date	Par Value	Price	Principal Amount	Interest Purchased/Received	Total Amount	Realized Gain/Loss	YTM	YTW
Total Buy								5,308,794.37		5,308,794.37	0.00	5,308,794.37	0.00		
Coupon															
CD-7041	07/01/25	07/01/25	CD	Gulf Coast Educators FCU	4.250	02/14/27		0.00		0.00	106,526.44	106,526.44	0.00	--	--
CD-7038	07/01/25	07/01/25	CD	Gulf Coast Educators FCU	3.950	04/02/26		0.00		0.00	75,297.27	75,297.27	0.00	--	--
CD-7029-1	07/01/25	07/01/25	CD	Gulf Coast Educators FCU	4.600	08/11/25		0.00		0.00	126,970.66	126,970.66	0.00	--	--
CD-7029-1	08/11/25	08/11/25	CD	Gulf Coast Educators FCU	4.600	08/11/25		0.00		0.00	57,862.63	57,862.63	0.00	--	--
Total Coupon								0.00		0.00	366,657.00	366,657.00	0.00		
Maturity															
CD-7029-1	08/11/25	08/11/25	CD	Gulf Coast Educators FCU	4.600	08/11/25		(11,198,229.90)	100.000	11,198,229.90	0.00	11,198,229.90	0.00	--	--
Total Maturity								(11,198,229.90)		11,198,229.90	0.00	11,198,229.90	0.00		
400-Child Nutrition Fund															
Buy															
CD-7034	07/01/25	07/01/25	CD	Gulf Coast Educators FCU	4.600	08/13/25		30,183.73	100.000	30,183.73	0.00	30,183.73	0.00	4.600	4.600
CD-7045	08/13/25	08/13/25	CD	Gulf Coast Educators FCU	4.050	08/13/26		2,000,000.00	100.000	2,000,000.00	0.00	2,000,000.00	0.00	4.050	4.050
Total Buy								2,030,183.73		2,030,183.73	0.00	2,030,183.73	0.00		
Coupon															
CD-7034	07/01/25	07/01/25	CD	Gulf Coast Educators FCU	4.600	08/13/25		0.00		0.00	30,183.73	30,183.73	0.00	--	--
CD-7034	08/13/25	08/13/25	CD	Gulf Coast Educators FCU	4.600	08/13/25		0.00		0.00	14,426.21	14,426.21	0.00	--	--
Total Coupon								0.00		0.00	44,609.94	44,609.94	0.00		
Maturity															
CD-7034	08/13/25	08/13/25	CD	Gulf Coast Educators FCU	4.600	08/13/25		(2,662,066.25)	100.000	2,662,066.25	0.00	2,662,066.25	0.00	--	--
Total Maturity								(2,662,066.25)		2,662,066.25	0.00	2,662,066.25	0.00		
500-Activity Fund															
Buy															
CD-7037	07/01/25	07/01/25	CD	Gulf Coast Educators FCU	3.950	04/02/26		25,099.09	100.000	25,099.09	0.00	25,099.09	0.00	3.950	3.950
CD-7033	07/01/25	07/01/25	CD	Gulf Coast Educators FCU	4.600	08/13/25		30,183.73	100.000	30,183.73	0.00	30,183.73	0.00	4.600	4.600

Investment Transactions

CUSIP	Trade Date	Settle Date	Security Type	Security Description	Coupon	Maturity Date	Call Date	Par Value	Price	Principal Amount	Interest Purchased/Received	Total Amount	Realized Gain/Loss	YTM	YTW
CD-7044	08/13/25	08/13/25	CD	Gulf Coast Educators FCU	4.050	08/13/26		2,000,000.00	100.000	2,000,000.00	0.00	2,000,000.00	0.00	4.050	4.050
Total Buy								2,055,282.82		2,055,282.82	0.00	2,055,282.82	0.00		
Coupon															
CD-7033	07/01/25	07/01/25	CD	Gulf Coast Educators FCU	4.600	08/13/25		0.00		0.00	30,183.73	30,183.73	0.00	--	--
CD-7037	07/01/25	07/01/25	CD	Gulf Coast Educators FCU	3.950	04/02/26		0.00		0.00	25,099.09	25,099.09	0.00	--	--
CD-7033	08/13/25	08/13/25	CD	Gulf Coast Educators FCU	4.600	08/13/25		0.00		0.00	14,426.21	14,426.21	0.00	--	--
Total Coupon								0.00		0.00	69,709.03	69,709.03	0.00		
Maturity															
CD-7033	08/13/25	08/13/25	CD	Gulf Coast Educators FCU	4.600	08/13/25		(2,662,066.25)	100.000	2,662,066.25	0.00	2,662,066.25	0.00	--	--
Total Maturity								(2,662,066.25)		2,662,066.25	0.00	2,662,066.25	0.00		

Investment Transactions Totals

Transaction Type	Quantity	Principal Amount	Interest	Total Amount	Realized G/L	YTM	YTW
Total Buy	19,954,504.90	(19,954,504.90)	0.00	(19,954,504.90)	0.00	4.062	4.062
Total Maturity	(58,368,857.33)	58,368,857.33	0.00	58,368,857.33	0.00	4.599	4.599
Total Coupon	0.00	0.00	3,009,912.42	3,009,912.42	0.00		

Amortization and Accretion

CUSIP	Settle Date	Security Type	Security Description	Purchase Qty	Orig Price	Original Cost	Amort/Accr for Period	Total Amort/Accr Since Purch	Remaining Disc/Premium	Ending Book Value
100-General Fund										
91282CEU1	01/10/24	US GOVT	U.S. Treasury Note	0.00	0.000	0.00	6,457.86	0.00	0.00	0.00
3130AYQH2	02/07/24	AGCY	FHLB	0.00	0.000	0.00	1,643.72	0.00	0.00	0.00
CD-7028-1	07/01/25	CD	Gulf Coast Educators FCU	0.00	0.000	0.00	0.00	0.00	0.00	0.00
91282CKB6	01/29/25	US GOVT	U.S. Treasury Note	10,000,000.00	100.410	10,041,015.63	(9,466.90)	(21,796.13)	19,219.50	10,019,219.50
91282CGR6	01/29/25	US GOVT	U.S. Treasury Note	10,000,000.00	100.438	10,043,750.00	(9,751.13)	(22,352.54)	21,397.46	10,021,397.46
91282CKH3	01/29/25	US GOVT	U.S. Treasury Note	10,000,000.00	100.305	10,030,468.75	(6,599.26)	(14,911.23)	15,557.52	10,015,557.52
91282CGV7	01/29/25	US GOVT	U.S. Treasury Note	10,000,000.00	99.445	9,944,531.25	11,365.20	26,949.20	(28,519.55)	9,971,480.45
91282CHH7	04/30/25	US GOVT	U.S. Treasury Note	10,000,000.00	100.285	10,028,515.63	(6,280.78)	(8,233.19)	20,282.44	10,020,282.44
91282CHM6	04/30/25	US GOVT	U.S. Treasury Note	10,000,000.00	100.766	10,076,562.50	(15,558.51)	(20,863.96)	55,698.54	10,055,698.54
CD-7042	08/11/25	CD	Gulf Coast Educators FCU	10,000,000.00	100.000	10,000,000.00	0.00	0.00	0.00	10,000,000.00
91282CHU8	04/30/25	US GOVT	U.S. Treasury Note	10,000,000.00	100.703	10,070,312.50	(13,276.51)	(17,868.12)	52,444.38	10,052,444.38
CD-7040		CD	Gulf Coast Educators FCU	10,177,738.90	100.000	10,177,738.90	0.00	0.00	0.00	10,177,738.90
Total 100-General Fund				90,177,738.90		90,412,895.16	(41,466.31)	(79,075.97)	156,080.29	90,333,819.19
200-Debt Service Fund										
CD-7032	07/01/25	CD	Gulf Coast Educators FCU	0.00	0.000	0.00	0.00	0.00	0.00	0.00
CD-7035		CD	Gulf Coast Educators FCU	7,721,285.08	100.000	7,721,285.08	0.00	0.00	0.00	7,721,285.08
CD-7039		CD	Gulf Coast Educators FCU	5,663,749.57	100.000	5,663,749.57	0.00	0.00	0.00	5,663,749.57
91282CHM6	04/30/25	US GOVT	U.S. Treasury Note	10,000,000.00	100.766	10,076,562.50	(15,558.51)	(20,863.96)	55,698.54	10,055,698.54
91282CHU8	04/30/25	US GOVT	U.S. Treasury Note	10,000,000.00	100.703	10,070,312.50	(13,276.51)	(17,868.12)	52,444.38	10,052,444.38
Total 200-Debt Service Fund				33,385,034.65		33,531,909.65	(28,835.02)	(38,732.08)	108,142.92	33,493,177.57
313-Bond 2023 Prop B										
78009AXQ2	01/29/25	CP	Royal Bank of Canada	7,500,000.00	96.873	7,265,500.00	80,500.00	188,125.00	(46,375.00)	7,453,625.00
91282CJV4	01/29/25	US GOVT	U.S. Treasury Note	7,500,000.00	100.020	7,501,464.84	(371.52)	(849.23)	615.61	7,500,615.61
CD-7036		CD	Gulf Coast Educators FCU	7,721,285.08	100.000	7,721,285.08	0.00	0.00	0.00	7,721,285.08

Amortization and Accretion

CUSIP	Settle Date	Security Type	Security Description	Purchase Qty	Orig Price	Original Cost	Amort/Accr for Period	Total Amort/Accr Since Purch	Remaining Disc/Premium	Ending Book Value
Total 313-Bond 2023 Prop B				22,721,285.08		22,488,249.92	80,128.48	187,275.77	(45,759.39)	22,675,525.69
330-Capital & Contingency										
CD-7029-1	07/01/25	CD	Gulf Coast Educators FCU	0.00	0.000	0.00	0.00	0.00	0.00	0.00
CD-7038		CD	Gulf Coast Educators FCU	7,721,285.08	100.000	7,721,285.08	0.00	0.00	0.00	7,721,285.08
CD-7043	08/11/25	CD	Gulf Coast Educators FCU	5,000,000.00	100.000	5,000,000.00	0.00	0.00	0.00	5,000,000.00
CD-7041		CD	Gulf Coast Educators FCU	10,160,088.08	100.000	10,160,088.08	0.00	0.00	0.00	10,160,088.08
Total 330-Capital & Contingency				22,881,373.16		22,881,373.16	0.00	0.00	0.00	22,881,373.16
400-Child Nutrition Fund										
CD-7034	07/01/25	CD	Gulf Coast Educators FCU	0.00	0.000	0.00	0.00	0.00	0.00	0.00
91282CHB0	11/15/24	US GOVT	U.S. Treasury Note	5,000,000.00	99.023	4,951,171.88	8,136.79	25,571.06	(23,257.06)	4,976,742.94
CD-7045	08/13/25	CD	Gulf Coast Educators FCU	2,000,000.00	100.000	2,000,000.00	0.00	0.00	0.00	2,000,000.00
Total 400-Child Nutrition Fund				7,000,000.00		6,951,171.88	8,136.79	25,571.06	(23,257.06)	6,976,742.94
500-Activity Fund										
CD-7033	07/01/25	CD	Gulf Coast Educators FCU	0.00	0.000	0.00	0.00	0.00	0.00	0.00
CD-7037		CD	Gulf Coast Educators FCU	2,573,761.70	100.000	2,573,761.70	0.00	0.00	0.00	2,573,761.70
CD-7044	08/13/25	CD	Gulf Coast Educators FCU	2,000,000.00	100.000	2,000,000.00	0.00	0.00	0.00	2,000,000.00
Total 500-Activity Fund				4,573,761.70		4,573,761.70	0.00	0.00	0.00	4,573,761.70
Grand Total				180,739,193.49		180,839,361.47	17,963.95	95,038.77	195,206.75	180,934,400.24

Projected Cash Flows

CUSIP	Security Description	Post Date	Interest	Principal	Total Amount
100-General Fund					
91282CKH3	U.S. Treasury Note	09/30/25	225,000.00		225,000.00
CD-7040	Gulf Coast Educators FCU	10/01/25	109,027.29		109,027.29
91282CGV7	U.S. Treasury Note	10/15/25	187,500.00		187,500.00
CD-7042	Gulf Coast Educators FCU	11/11/25	102,082.19		102,082.19
91282CHH7	U.S. Treasury Note	12/15/25	206,250.00		206,250.00
CD-7040	Gulf Coast Educators FCU	01/01/26	109,027.29		109,027.29
91282CHM6	U.S. Treasury Note	01/15/26	225,000.00		225,000.00
CD-7042	Gulf Coast Educators FCU	02/11/26	102,082.19		102,082.19
91282CHU8	U.S. Treasury Note	02/17/26	218,750.00		218,750.00
91282CKB6	U.S. Treasury Note	03/02/26	231,250.00		231,250.00
91282CKB6	U.S. Treasury Note	03/02/26		10,000,000.00	10,000,000.00
91282CGR6	U.S. Treasury Note	03/16/26	231,250.00		231,250.00
91282CGR6	U.S. Treasury Note	03/16/26		10,000,000.00	10,000,000.00
91282CKH3	U.S. Treasury Note	03/31/26	225,000.00		225,000.00
91282CKH3	U.S. Treasury Note	03/31/26		10,000,000.00	10,000,000.00
CD-7040	Gulf Coast Educators FCU	04/01/26	106,657.13		106,657.13
91282CGV7	U.S. Treasury Note	04/15/26	187,500.00		187,500.00
91282CGV7	U.S. Treasury Note	04/15/26		10,000,000.00	10,000,000.00
CD-7042	Gulf Coast Educators FCU	05/11/26	98,753.42		98,753.42
91282CHH7	U.S. Treasury Note	06/15/26	206,250.00		206,250.00
91282CHH7	U.S. Treasury Note	06/15/26		10,000,000.00	10,000,000.00
CD-7040	Gulf Coast Educators FCU	07/01/26	107,842.21		107,842.21
91282CHM6	U.S. Treasury Note	07/15/26	225,000.00		225,000.00
91282CHM6	U.S. Treasury Note	07/15/26		10,000,000.00	10,000,000.00
CD-7042	Gulf Coast Educators FCU	08/11/26	102,082.19		102,082.19
CD-7042	Gulf Coast Educators FCU	08/11/26		10,000,000.00	10,000,000.00
91282CHU8	U.S. Treasury Note	08/17/26	218,750.00		218,750.00
91282CHU8	U.S. Treasury Note	08/17/26		10,000,000.00	10,000,000.00
200-Debt Service Fund					

Projected Cash Flows

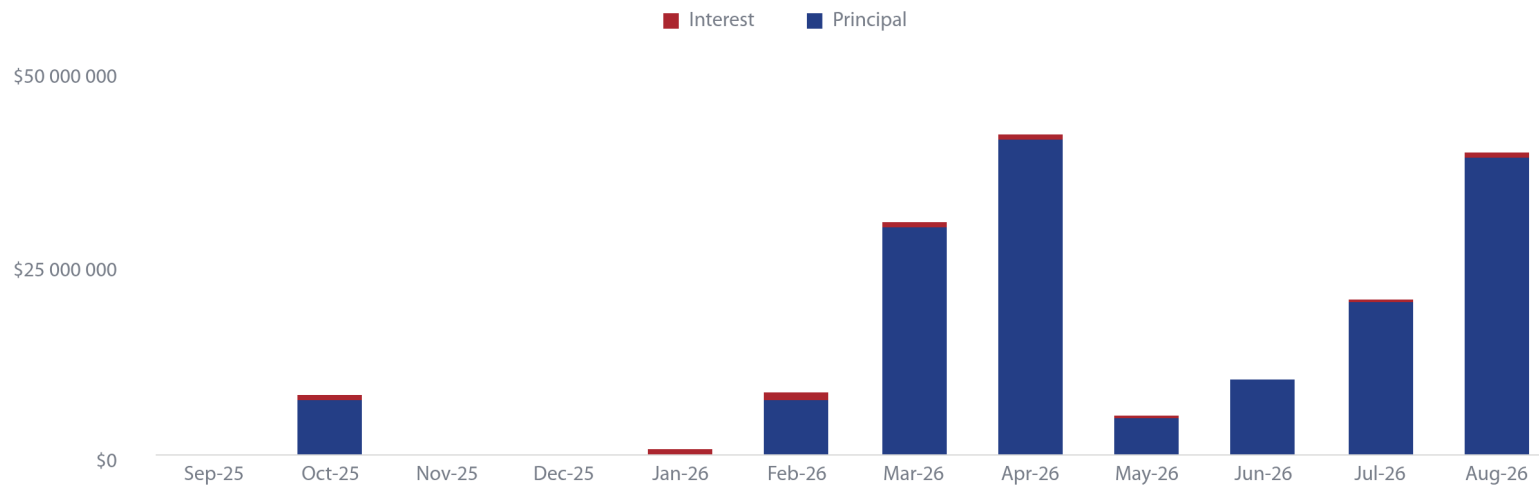
CUSIP	Security Description	Post Date	Interest	Principal	Total Amount
CD-7035	Gulf Coast Educators FCU	10/01/25	76,874.38		76,874.38
CD-7039	Gulf Coast Educators FCU	10/01/25	56,389.22		56,389.22
CD-7035	Gulf Coast Educators FCU	01/01/26	76,874.38		76,874.38
CD-7039	Gulf Coast Educators FCU	01/01/26	56,389.22		56,389.22
91282CHM6	U.S. Treasury Note	01/15/26	225,000.00		225,000.00
91282CHU8	U.S. Treasury Note	02/17/26	218,750.00		218,750.00
CD-7039	Gulf Coast Educators FCU	04/01/26	55,163.37		55,163.37
CD-7035	Gulf Coast Educators FCU	04/02/26	76,038.79		76,038.79
CD-7035	Gulf Coast Educators FCU	04/02/26		7,721,285.08	7,721,285.08
CD-7039	Gulf Coast Educators FCU	04/23/26	13,484.38		13,484.38
CD-7039	Gulf Coast Educators FCU	04/23/26		5,663,749.57	5,663,749.57
91282CHM6	U.S. Treasury Note	07/15/26	225,000.00		225,000.00
91282CHM6	U.S. Treasury Note	07/15/26		10,000,000.00	10,000,000.00
91282CHU8	U.S. Treasury Note	08/17/26	218,750.00		218,750.00
91282CHU8	U.S. Treasury Note	08/17/26		10,000,000.00	10,000,000.00
313-Bond 2023 Prop B					
CD-7036	Gulf Coast Educators FCU	10/01/25	76,874.38		76,874.38
78009AXQ2	Royal Bank of Canada	10/24/25		7,500,000.00	7,500,000.00
CD-7036	Gulf Coast Educators FCU	01/01/26	76,874.38		76,874.38
91282CJV4	U.S. Treasury Note	02/02/26	159,375.00		159,375.00
91282CJV4	U.S. Treasury Note	02/02/26		7,500,000.00	7,500,000.00
CD-7036	Gulf Coast Educators FCU	04/02/26	76,038.79		76,038.79
CD-7036	Gulf Coast Educators FCU	04/02/26		7,721,285.08	7,721,285.08
330-Capital & Contingency					
CD-7038	Gulf Coast Educators FCU	10/01/25	76,874.38		76,874.38
CD-7043	Gulf Coast Educators FCU	11/11/25	51,041.10		51,041.10
CD-7038	Gulf Coast Educators FCU	01/01/26	76,874.38		76,874.38
CD-7043	Gulf Coast Educators FCU	02/11/26	51,041.10		51,041.10
CD-7038	Gulf Coast Educators FCU	04/02/26	76,038.79		76,038.79

Projected Cash Flows

CUSIP	Security Description	Post Date	Interest	Principal	Total Amount
CD-7038	Gulf Coast Educators FCU	04/02/26		7,721,285.08	7,721,285.08
CD-7043	Gulf Coast Educators FCU	05/11/26	49,376.71		49,376.71
CD-7043	Gulf Coast Educators FCU	08/11/26	51,041.10		51,041.10
CD-7043	Gulf Coast Educators FCU	08/11/26		5,000,000.00	5,000,000.00
400-Child Nutrition Fund					
CD-7045	Gulf Coast Educators FCU	11/13/25	20,416.44		20,416.44
91282CHB0	U.S. Treasury Note	11/17/25	90,625.00		90,625.00
CD-7045	Gulf Coast Educators FCU	02/13/26	20,416.44		20,416.44
CD-7045	Gulf Coast Educators FCU	05/13/26	19,750.68		19,750.68
91282CHB0	U.S. Treasury Note	05/15/26	90,625.00		90,625.00
91282CHB0	U.S. Treasury Note	05/15/26		5,000,000.00	5,000,000.00
CD-7045	Gulf Coast Educators FCU	08/13/26	20,416.44		20,416.44
CD-7045	Gulf Coast Educators FCU	08/13/26		2,000,000.00	2,000,000.00
500-Activity Fund					
CD-7037	Gulf Coast Educators FCU	10/01/25	25,624.79		25,624.79
CD-7044	Gulf Coast Educators FCU	11/13/25	20,416.44		20,416.44
CD-7037	Gulf Coast Educators FCU	01/01/26	25,624.79		25,624.79
CD-7044	Gulf Coast Educators FCU	02/13/26	20,416.44		20,416.44
CD-7037	Gulf Coast Educators FCU	04/02/26	25,346.26		25,346.26
CD-7037	Gulf Coast Educators FCU	04/02/26		2,573,761.70	2,573,761.70
CD-7044	Gulf Coast Educators FCU	05/13/26	19,750.68		19,750.68
CD-7044	Gulf Coast Educators FCU	08/13/26	20,416.44		20,416.44
CD-7044	Gulf Coast Educators FCU	08/13/26		2,000,000.00	2,000,000.00
Grand Total			5,965,063.63	160,401,366.51	166,366,430.14

Projected Cash Flows Totals

Month and Year	Interest	Principal	Total Amount
September 2025	225,000.00		225,000.00
October 2025	609,164.45	7,500,000.00	8,109,164.45
November 2025	284,581.16		284,581.16
December 2025	206,250.00		206,250.00
January 2026	871,664.45		871,664.45
February 2026	790,831.16	7,500,000.00	8,290,831.16
March 2026	687,500.00	30,000,000.00	30,687,500.00
April 2026	616,267.52	41,401,366.51	42,017,634.03
May 2026	278,256.51	5,000,000.00	5,278,256.51
June 2026	206,250.00	10,000,000.00	10,206,250.00
July 2026	557,842.21	20,000,000.00	20,557,842.21
August 2026	631,456.16	39,000,000.00	39,631,456.16
Total	5,965,063.63	160,401,366.51	166,366,430.14



Disclosures & Disclaimers

As a courtesy to investors this information: (1) is provided for informational purposes only; (2) should not be construed as an offer to sell or a solicitation of an offer to buy any security; and (3) does not replace customer statements.

This report is designed to provide general information and is not intended to provide specific legal, investment, accounting, tax or other professional advice.

It is important to review and save all source documents provided by a product sponsor or brokerage firm which may contain notices, disclosures and other information important to you and may also serve as a reference. If conflicts between this report and sponsor reports or confirmations exist, the information provided by the product sponsors shall prevail. Fees and sales charges paid may not be reflected in the information.

The information and data contained herein is obtained from sources believed to be reliable but its accuracy or completeness is not guaranteed. Additionally, the information may contain assets held away from HTS, therefore investors should contact customer service or other representatives from the respective distributors or issuers to determine SIPC coverage for heldaway assets. HTS and HSAM do not guarantee the information contained herein or its accuracy or completeness regarding contributions, withdrawals, protected values. All information is subject to further review with client to validate final values.

It is not possible to directly invest in an index. Financial forecasts, rates of return, risk, inflation, and other assumptions may be used as the basis for illustrations. They should not be considered a guarantee of future performance or a guarantee of achieving overall financial objectives. Past performance is not a guarantee or a predictor of future results of either the indices or any particular investment. S&P rates the creditworthiness of individual bonds from: AAA highest to D lowest.

Investing in fixed income securities involves interest rate risk, credit risk, and inflation risk. Interest rate risk is the possibility that bond prices will decrease because of an interest rate increase. When interest rates rise, bond prices and the values of fixed income securities fall. When interest rates fall, bond prices and the values of fixed income securities rise. Credit risk is the risk that a company will not be able to pay its debts, including the interest on its bonds. Inflation risk is the possibility that the interest paid on an investment in bonds will be lower than the inflation rate, decreasing purchasing power.

Cash alternatives typically include money market securities and U.S. treasury bills. Investing in such cash alternatives involves inflation risk. In addition, investments in money market securities may involve credit risk and a risk of principal loss. Because money market securities are neither insured nor guaranteed by the Federal Deposit Insurance Corporation or any other government agency, there is no guarantee the value of your investment will be maintained at \$1.00 per share, and your shares, when sold, may be worth more or less than what you originally paid for them. U.S. Treasury bills are subject to market risk if sold prior to maturity. Market risk is the possibility that the value, when sold, might be less than the purchase price.

Investing in stock securities involves volatility risk, market risk, business risk, and industry risk. The prices of most stocks fluctuate. Volatility risk is the chance that the value of a stock will fall. Market risk is the chance that the prices of all stocks will fall due to conditions in the economic environment. Business risk is the chance that a specific company's stock will fall because of issues affecting it. Industry risk is the chance that a set of factors particular to an industry group will adversely affect stock prices within the industry.

Securities offered by HTS: (1) are not FDIC (Federal Deposit Insurance Corporation) insured; (2) are not bank deposits; (3) are not guaranteed by any bank or by any other federal government agency. None of the named entities are affiliates of HTS or HSAM. Hilltop Securities Asset Management (HSAM) is an SEC-registered investment advisor. Hilltop Securities Inc. (HTS) is a registered broker-dealer, registered investment adviser and municipal advisor firm that does not provide tax or legal advice. Member of FINRA & SIPC. HTS and HSAM are wholly owned subsidiaries of Hilltop Holdings, Inc. (NYSE: HTH) located at 717 N. Harwood St., Suite 3400, Dallas, Texas 75201, (214) 859-1800, 833-4HILLTOP.

Copyright 2022, S&P Global Market Intelligence. Reproduction of any information, data or material, including ratings ("Content") in any form is prohibited except with the prior written permission of the relevant party. Such party, its affiliates and suppliers ("Content Providers") do not guarantee the accuracy, adequacy, completeness, timeliness or availability of any Content and are not responsible for any errors or omissions (negligent or otherwise), regardless of the cause, or for the results obtained from the use of such Content. In no event shall Content Providers be liable for any damages, costs, expenses, legal fees, or losses (including lost income or lost profit and opportunity costs) in connection with any use of the Content.

A reference to a particular investment or security, a rating or any observation concerning an investment that is part of the content is not a recommendation to buy, sell or hold such investment or security, does not address the suitability of an investment or security and should not be relied on as investment advice. Credit ratings are statements of opinions and are not statements of fact.










04 Clear Creek ISD Qtrly 8-31-25 R

Final Audit Report

2025-09-25

Created:	2025-09-23
By:	Shamaira Jagrup (sjagrup@ccisd.net)
Status:	Signed
Transaction ID:	CBJCHBCAABAAAtdn-8w3cC1glhEm-6wyf1NwbpyBBj5t

"04 Clear Creek ISD Qtrly 8-31-25 R" History

-  Document created by Shamaira Jagrup (sjagrup@ccisd.net)
2025-09-23 - 9:19:16 PM GMT
-  Document e-signed by Shamaira Jagrup (sjagrup@ccisd.net)
Signature Date: 2025-09-23 - 9:21:01 PM GMT - Time Source: server
-  Document emailed to Alice Benzaia (abenzaia@ccisd.net) for signature
2025-09-23 - 9:21:03 PM GMT
-  Email viewed by Alice Benzaia (abenzaia@ccisd.net)
2025-09-25 - 2:54:46 PM GMT
-  Document e-signed by Alice Benzaia (abenzaia@ccisd.net)
Signature Date: 2025-09-25 - 2:55:47 PM GMT - Time Source: server
-  Document emailed to Jeffrey Kohlenberg (jkohlenb@ccisd.net) for signature
2025-09-25 - 2:55:51 PM GMT
-  Email viewed by Jeffrey Kohlenberg (jkohlenb@ccisd.net)
2025-09-25 - 3:01:56 PM GMT
-  Document e-signed by Jeffrey Kohlenberg (jkohlenb@ccisd.net)
Signature Date: 2025-09-25 - 3:03:11 PM GMT - Time Source: server
-  Agreement completed.
2025-09-25 - 3:03:11 PM GMT