

INVESTMENT REPORT

Clear Creek ISD

.....

December 1 to February 28, 2026



Contents

Market Recap3
Investment Officers' Certification4
Portfolio Overview5
Portfolio Overview6
Asset Allocation7
Credit Rating Summary8
Benchmark Comparison.9
Fund Overview10
Detail of Security Holdings11
Earned Income15
Investment Transactions.19
Investment Transactions Totals.23
Amortization and Accretion24
Projected Cash Flows.26
Projected Cash Flows Totals.30
Disclosures & Disclaimers31

Market Recap

Treasury yields moved lower across the curve in February as markets saw a softer run of data and the absence of an FOMC meeting. One of the clearest signs of cooling came from the consumer sector, where December retail sales were flat, both headline and ex-auto categories stalled month-over-month, indicating weaker spending to close the holiday season. Against that release, the January ISM surveys provided a more encouraging read on underlying economic activity. Manufacturing climbed back above 50 for the first time since last January, registering a 52.6 reading, while the services index remained firmly in expansion territory at 53.8.

Looking at employment, January non-farm payrolls rose by 130k, doubling the 65k consensus estimate, and the unemployment rate edged down to 4.3%. Revisions were not helpful: the two-month revision subtracted 17k jobs, and annual benchmark adjustments removed a meaningful share of previously reported hiring, bringing estimated 2025 job growth down to just 15k per month and suggesting last year's momentum had been overstated. Given the sharp benchmark downgrade, and with January data often distorted by seasonals, weather, and reporting frictions, this is a "take with a grain of salt" report.

The Consumer Price Index moved in a more favorable direction in January. Headline CPI rose 0.2% for the month and 2.4% year-over-year, both one tenth below expectations, while core CPI increased 0.3%, pulling the annual core rate down to 2.5%, its lowest level since early 2021. Food and energy categories softened broadly, grocery inflation held to a modest 0.2% monthly gain, gasoline fell 3.2%, and shelter costs continued their gradual deceleration at 0.2% for the month and 3.0% year-over-year. While "super-core" services inflation was hotter at 0.6%, the overall report reinforced the broader disinflation trend that has taken hold over the past several months.

Fourth-quarter GDP came in softer than expected at 1.4%, half the 2.8% consensus, almost entirely due to the record-long federal government shutdown. Federal spending fell 5.1%, shaving nearly 90 basis points off headline growth. Underlying activity was more resilient, consumer spending rose 2.4%, and business investment increased 3.7%, but inflation

metrics within the report moved higher. The GDP deflator climbed 3.6%, PCE inflation reached 2.9%, and December core PCE posted its strongest monthly reading in nearly a year. Separately, the Supreme Court ruled that President Trump exceeded his authority by invoking emergency powers to impose global tariffs without explicit congressional approval.

Geopolitical tensions re-intensified at the end of the month. On February 28, the United States and Israel launched coordinated strikes inside Iran, targeting military, intelligence, and regime-leadership sites in response to what officials described as imminent threats. The attacks triggered widespread regional retaliation, including missile and drone launches toward Israel and U.S. military installations in the Gulf. Initial reports indicated that Iran's Supreme Leader, Ayatollah Ali Khamenei, was killed in the opening wave, an event that significantly raises the risk of broader regional instability.

Looking ahead, the FOMC meets on March 17–18. Despite the softer tone in January's data, markets continue to assign less than 5% probability to a March rate cut, reflecting the Fed's insistence on more definitive progress toward its 2% inflation target. Treasury yields finished February down roughly 15–30 basis points across most maturities, supported by easing inflation data and flight-to-quality flows linked to late-month geopolitical events. With regional tensions rising and oil prices biased higher on supply concerns, market volatility is likely to remain elevated as we move into March.

Investment Officers' Certification

This report is prepared for the Clear Creek ISD (the "Entity") in accordance with Chapter 2256 of the Texas Public Funds Investment Act ("PFIA"). Section 2256.023(a) of the PFIA states that: "Not less than quarterly, the investment officer shall prepare and submit to the governing body of the entity a written report of the investment transactions for all funds covered by this chapter for the preceding reporting period." This report is signed by the Entity's investment officers and includes the disclosures required in the PFIA.

The investment portfolio complied with the PFIA and the Entity's approved Investment Policy and Strategy throughout the period. All investment transactions made in the portfolio during this period were made on behalf of the Entity and were made in full compliance with the PFIA and the approved Investment Policy.

Investment Officers

Alice Benzaia

Alice Benzaia (Mar 18, 2026 14:08:57 CDT)

Alice Benzaia
Chief Financial Officer

Jeffrey Kohlenberg

Jeff Kohlenberg
Controller

Shamaira Jagrup

Shamaira Jagrup
Asst. Director of Treasury Management

Portfolio Overview

Portfolio Summary

	Prior 30 Nov-25	Current 28 Feb-26
Par Value	457,552,377.47	579,415,531.16
Original Cost	458,167,123.58	579,891,410.08
Book Value	457,938,369.12	579,575,300.60
Market Value	458,066,928.10	579,670,609.11
Accrued Interest	2,596,293.79	3,006,165.75
Book Value Plus Accrued	460,534,662.91	582,581,466.35
Market Value Plus Accrued	460,663,221.88	582,676,774.86
Net Unrealized Gain/(Loss)	128,558.97	95,308.51

Income Summary

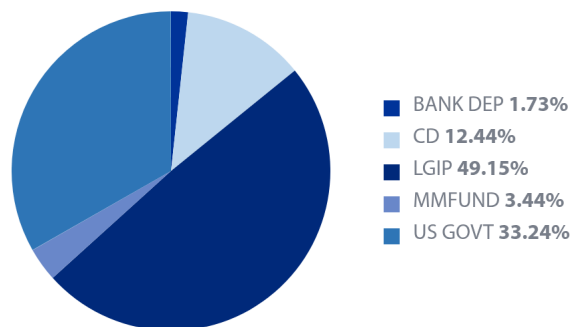
Current Period	1 Dec-25 to 28 Feb-26
Interest Income	5,481,865.91
Net Amortization/Accretion	(129,835.50)
Realized Gain/(Loss)	0.00
Net Income	5,352,030.42

Fiscal Year-to-Date	1 Sep-25 to 28 Feb-26
Net Income	10,212,127.76

Portfolio Characteristics

	Prior 30 Nov-25	Current 28 Feb-26
Yield to Maturity	4.087%	3.849%
Yield to Worst	4.087%	3.849%
Days to Final Maturity	102	93
Days to Effective Maturity	102	93
Duration	0.63	0.58

Asset Allocation

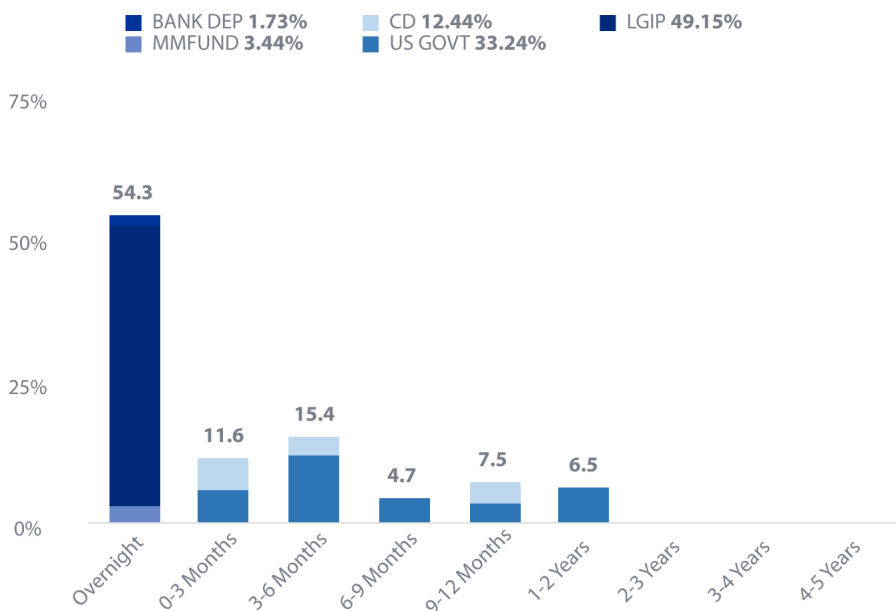


Transaction Summary

Transaction Type	Quantity	Principal	Interest	Total Amount	Realized Gain/Loss
Buy	68,230,993.85	(68,134,607.13)	(654,972.81)	(68,789,579.94)	0.00
Maturity	(17,500,000.00)	17,500,000.00	0.00	17,500,000.00	0.00
Coupon	0.00	0.00	3,212,404.59	3,212,404.59	0.00

Portfolio Overview

Maturity Distribution by Security Type



Top Ten Holdings

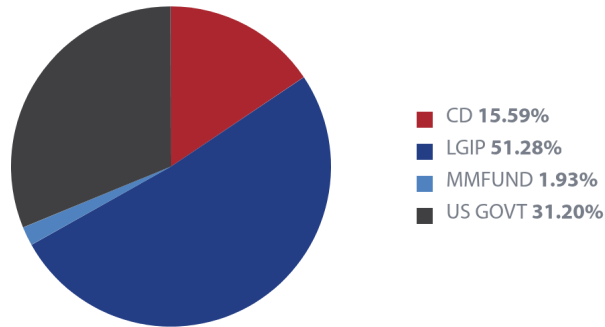
Issuer	Allocation
United States	33.24%
TXCLASS	31.88%
TXFIT	14.72%
Gulf Coast Educators FCU	12.44%
WF	3.44%
Cash	1.73%
LONESTRCRP	1.29%
TEX PRIME	1.26%

Maturity Distribution by Security Type

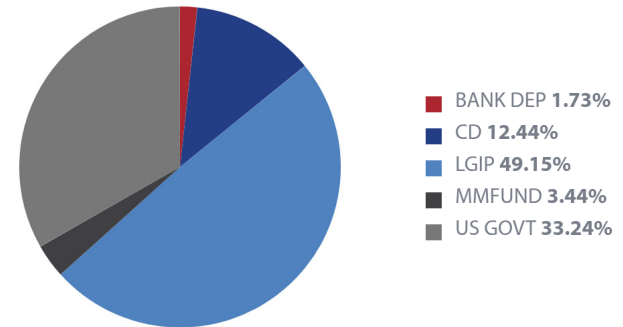
Security Type	Overnight	0-3 Months	3-6 Months	6-9 Months	9-12 Months	1-2 Years	2-3 Years	3-4 Years	4-5 Years	Portfolio Total
BANK DEP	10,000,000.00	--	--	--	--	--	--	--	--	10,000,000.00
CD	--	32,029,753.50	19,301,676.18	--	20,775,891.80	--	--	--	--	72,107,321.48
LGIP	284,861,065.27	--	--	--	--	--	--	--	--	284,861,065.27
MMFUND	19,947,144.41	--	--	--	--	--	--	--	--	19,947,144.41
US GOVT	--	34,991,165.91	70,157,160.64	27,513,536.03	22,447,798.90	37,550,107.96	--	--	--	192,659,769.44
Total	314,808,209.68	67,020,919.41	89,458,836.82	27,513,536.03	43,223,690.70	37,550,107.96	--	--	--	579,575,300.60

Asset Allocation

Asset Allocation by Security Type as of
30-Nov-2025



Asset Allocation by Security Type as of
28-Feb-2026



Book Value Basis Security Distribution

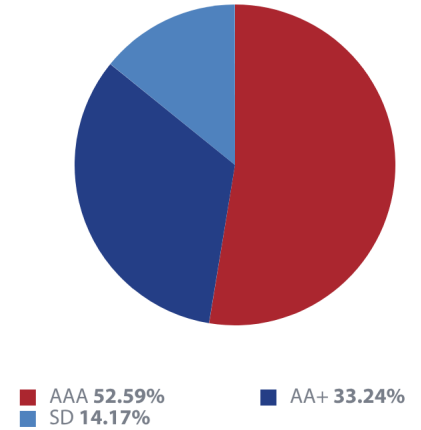
Security Type	Prior Balance 30-Nov-25	Prior Allocation 30-Nov-25	Change in Allocation	Current Balance 28-Feb-26	Current Allocation 28-Feb-26	Yield to Maturity
BANK DEP	0.00	0.00%	1.73%	10,000,000.00	1.73%	4.230%
CD	71,376,327.63	15.59%	(3.15%)	72,107,321.48	12.44%	4.063%
LGIP	234,833,799.20	51.28%	(2.13%)	284,861,065.27	49.15%	3.834%
MMFUND	8,842,250.64	1.93%	1.51%	19,947,144.41	3.44%	3.560%
US GOVT	142,885,991.65	31.20%	2.04%	192,659,769.44	33.24%	3.801%
Portfolio Total	457,938,369.12	100.00%		579,575,300.60	100.00%	3.849%

Credit Rating Summary

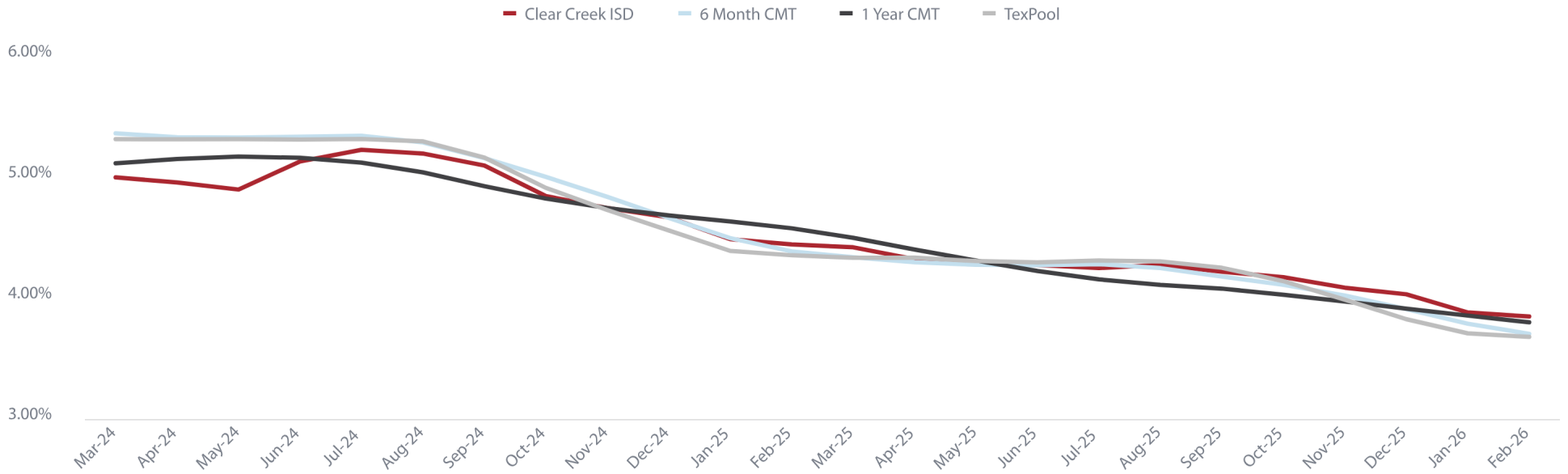
Rating Distribution

	Book Value	Portfolio Allocation
Secured Deposits (Insured or Collateralized)		
Certificates of Deposit	72,107,321.48	12.44%
Demand Deposits	10,000,000.00	1.73%
Total Secured Deposits	82,107,321.48	14.17%
Local Government Investment Pools & Money Market Funds		
AAA	304,808,209.68	52.59%
Total Local Government Investment Pools & Money Market Funds	304,808,209.68	52.59%
Long Term Rating Distribution		
AA+	192,659,769.44	33.24%
Total Long Term Rating Distribution	192,659,769.44	33.24%
Portfolio Total	579,575,300.60	100.00%

Allocation by Rating



Benchmark Comparison



Yield Overview

	Mar-24	Apr-24	May-24	Jun-24	Jul-24	Aug-24	Sep-24	Oct-24	Nov-24	Dec-24	Jan-25	Feb-25	Mar-25	Apr-25	May-25	Jun-25	Jul-25	Aug-25	Sep-25	Oct-25	Nov-25	Dec-25	Jan-26	Feb-26
Clear Creek ISD	5.00	4.96	4.90	5.13	5.23	5.20	5.10	4.85	4.75	4.67	4.49	4.45	4.42	4.32	4.30	4.27	4.25	4.28	4.22	4.17	4.09	4.03	3.88	3.85
6 Month CMT	5.36	5.33	5.33	5.34	5.34	5.29	5.16	5.00	4.84	4.66	4.50	4.39	4.34	4.30	4.28	4.27	4.28	4.25	4.18	4.11	4.02	3.91	3.79	3.71
1 Year CMT	5.12	5.15	5.17	5.16	5.12	5.04	4.93	4.82	4.75	4.69	4.64	4.58	4.50	4.40	4.31	4.23	4.16	4.11	4.08	4.03	3.97	3.91	3.86	3.80
TexPool	5.32	5.31	5.32	5.31	5.32	5.30	5.16	4.91	4.73	4.56	4.39	4.36	4.33	4.34	4.31	4.30	4.31	4.31	4.25	4.14	3.99	3.83	3.71	3.68

Fund Overview

Fund Name	Prior Book Value	Prior Market Value	Changes to Market Value	Current Book Value	Current Market Value	Net Income	Days to Final Mty	YTM	YTW
100-General Fund	143,646,971.42	143,717,469.08	134,348,650.09	278,040,724.26	278,066,119.17	2,004,047.40	37	3.898%	3.898%
200-Debt Service Fund	43,424,943.10	43,438,506.78	(8,435,165.03)	34,991,084.25	35,003,341.75	622,834.87	104	3.874%	3.874%
312-Bond 2017	10,908,065.92	10,908,065.92	(334,486.72)	10,573,579.20	10,573,579.20	101,513.28	1	3.801%	3.801%
313-Bond 2023 Prop B	178,799,633.13	178,832,687.41	(9,898,951.29)	168,882,187.08	168,933,736.12	1,664,102.21	201	3.720%	3.720%
314-Bond 2023 Prop C	20,744,609.66	20,744,609.66	(81,736.11)	20,662,873.55	20,662,873.55	200,994.12	1	3.850%	3.850%
330-Capital & Contingency	36,428,453.03	36,428,453.03	4,438,716.52	40,867,169.55	40,867,169.55	509,284.42	116	3.975%	3.975%
332-One-Time Capital Purchase	1,310,118.37	1,310,118.37	(20,678.18)	1,289,440.19	1,289,440.19	12,321.82	1	3.801%	3.801%
400-Child Nutrition Fund	11,263,378.36	11,274,821.71	64,475.66	11,333,190.31	11,339,297.37	114,673.84	64	4.069%	4.069%
500-Activity Fund	9,017,859.51	9,017,859.51	1,499,914.84	10,517,774.35	10,517,774.35	99,317.22	41	3.889%	3.889%
600-Benefits Fund	1,107,651.91	1,107,651.91	10,612.92	1,118,264.83	1,118,264.83	10,612.92	1	3.800%	3.800%
700-Workers' Compensation Fd	1,286,684.71	1,286,684.71	12,328.32	1,299,013.03	1,299,013.03	12,328.32	1	3.800%	3.800%
Total	457,938,369.12	458,066,928.09	121,603,681.02	579,575,300.60	579,670,609.11	5,352,030.42	93	3.849%	3.849%

Detail of Security Holdings

CUSIP	Settle Date	Security Type	Security Description	CPN	Maturity Date	Next Call Date	Call Type	Par Value	Purch Price	Original Cost	Book Value	Mkt Price	Market Value	Days to Mty	Days to Call	YTM	YTW	Rating	
100-General Fund																			
CCWFSWEEP		MMFUND	Allspring Govt MM Instl		02/28/26			19,947,144.41	100.000	19,947,144.41	19,947,144.41	100.000	19,947,144.41	1		3.560	3.560	AAA	
HILLCASH		BANK DEP	Cash Holding	4.230	02/28/26			10,000,000.00	100.000	10,000,000.00	10,000,000.00	100.000	10,000,000.00	1		4.230	4.230	SD	
LNSTCRP		LGIP	LoneStar Corp O/N	3.800	02/28/26			293,679.21	100.000	293,679.21	293,679.21	100.000	293,679.21	1		3.800	3.800	AAA	
TEXPRIME		LGIP	TexPool Prime	3.821	02/28/26			1,284,623.67	100.000	1,284,623.67	1,284,623.67	100.000	1,284,623.67	1		3.821	3.821	AAA	
TXCLASS		LGIP	Texas CLASS	3.801	02/28/26			106,254,730.43	100.000	106,254,730.43	106,254,730.43	100.000	106,254,730.43	1		3.801	3.801	AAA	
TXFIT		LGIP	Texas FIT Cash Pool	3.910	02/28/26			59,648,871.83	100.000	59,648,871.83	59,648,871.83	100.000	59,648,871.83	1		3.910	3.910	AAA	
91282CGR6	01/29/25	US GOVT	U.S. Treasury Note	4.625	03/15/26			10,000,000.00	100.438	10,043,750.00	10,001,540.28	100.000	10,000,000.00	15		4.218	4.218	AA+	
91282CKH3	01/29/25	US GOVT	U.S. Treasury Note	4.500	03/31/26			10,000,000.00	100.305	10,030,468.75	10,002,221.54	100.055	10,005,468.70	31		4.225	4.225	AA+	
91282CGV7	01/29/25	US GOVT	U.S. Treasury Note	3.750	04/15/26			10,000,000.00	99.445	9,944,531.25	9,994,292.41	100.000	10,000,000.00	46		4.221	4.221	AA+	
91282CHH7	04/30/25	US GOVT	U.S. Treasury Note	4.125	06/15/26			10,000,000.00	100.285	10,028,515.63	10,007,558.26	100.133	10,013,281.20	107		3.860	3.860	AA+	
91282CHM6	04/30/25	US GOVT	U.S. Treasury Note	4.500	07/15/26			10,000,000.00	100.766	10,076,562.50	10,024,258.55	100.313	10,031,250.00	137		3.842	3.842	AA+	
CD-7042		CD	Gulf Coast Educators FCU	4.050	08/11/26			10,159,248.91	100.000	10,159,248.91	10,159,248.91	100.000	10,159,248.91	164		4.050	4.050	SD	
91282CHU8	04/30/25	US GOVT	U.S. Treasury Note	4.375	08/15/26			10,000,000.00	100.703	10,070,312.50	10,025,593.35	100.309	10,030,859.40	168		3.810	3.810	AA+	
CD-7040		CD	Gulf Coast Educators FCU	4.250	01/30/27			10,396,961.41	100.000	10,396,961.41	10,396,961.41	100.000	10,396,961.41	336		4.250	4.250	SD	
Total 100-General Fund								277,985,259.87		278,179,400.50	278,040,724.26		278,066,119.17	37		3.898	3.898		
200-Debt Service Fund																			
LNSTCRP		LGIP	LoneStar Corp O/N	3.800	02/28/26			526,332.93	100.000	526,332.93	526,332.93	100.000	526,332.93	1		3.800	3.800	AAA	
TEXPRIME		LGIP	TexPool Prime	3.821	02/28/26			599,602.88	100.000	599,602.88	599,602.88	100.000	599,602.88	1		3.821	3.821	AAA	
TXCLASS		LGIP	Texas CLASS	3.801	02/28/26			162,407.89	100.000	162,407.89	162,407.89	100.000	162,407.89	1		3.801	3.801	AAA	
CD-7035		CD	Gulf Coast Educators FCU	3.950	04/02/26			7,875,799.22	100.000	7,875,799.22	7,875,799.22	100.000	7,875,799.22	33		3.950	3.950	SD	
CD-7039		CD	Gulf Coast Educators FCU	3.950	04/23/26			5,777,089.43	100.000	5,777,089.43	5,777,089.43	100.000	5,777,089.43	54		3.950	3.950	SD	
91282CHM6	04/30/25	US GOVT	U.S. Treasury Note	4.500	07/15/26			10,000,000.00	100.766	10,076,562.50	10,024,258.55	100.313	10,031,250.00	137		3.842	3.842	AA+	
91282CHU8	04/30/25	US GOVT	U.S. Treasury Note	4.375	08/15/26			10,000,000.00	100.703	10,070,312.50	10,025,593.35	100.309	10,030,859.40	168		3.810	3.810	AA+	
Total 200-Debt Service Fund								34,941,232.35		35,088,107.35	34,991,084.25		35,003,341.75	104		3.874	3.874		
312-Bond 2017																			
TXCLASS		LGIP	Texas CLASS	3.801	02/28/26			10,573,579.20	100.000	10,573,579.20	10,573,579.20	100.000	10,573,579.20	1		3.801	3.801	AAA	

Detail of Security Holdings

CUSIP	Settle Date	Security Type	Security Description	CPN	Maturity Date	Next Call Date	Call Type	Par Value	Purch Price	Original Cost	Book Value	Mkt Price	Market Value	Days to Mty	Days to Call	YTM	YTW	Rating	
Total 312-Bond 2017								10,573,579.20		10,573,579.20	10,573,579.20		10,573,579.20	1		3.801	3.801		
313-Bond 2023 Prop B																			
TXCLASS		LGIP	Texas CLASS	3.801	02/28/26			37,009,997.14	100.000	37,009,997.14	37,009,997.14	100.000	37,009,997.14	1		3.801	3.801	AAA	
TXFIT		LGIP	Texas FIT Cash Pool	3.910	02/28/26			16,435,049.26	100.000	16,435,049.26	16,435,049.26	100.000	16,435,049.26	1		3.910	3.910	AAA	
CD-7036		CD	Gulf Coast Educators FCU	3.950	04/02/26			7,875,799.22	100.000	7,875,799.22	7,875,799.22	100.000	7,875,799.22	33		3.950	3.950	SD	
91282CHM6	09/08/25	US GOVT	U.S. Treasury Note	4.500	07/15/26			10,000,000.00	100.547	10,054,687.50	10,024,515.35	100.313	10,031,250.00	137		3.835	3.835	AA+	
91282CHU8	09/08/25	US GOVT	U.S. Treasury Note	4.375	08/15/26			10,000,000.00	100.508	10,050,781.25	10,025,383.23	100.309	10,030,859.40	168		3.814	3.814	AA+	
91282CHY0	09/08/25	US GOVT	U.S. Treasury Note	4.625	09/15/26			10,000,000.00	100.840	10,083,984.38	10,044,809.45	100.508	10,050,781.20	199		3.776	3.776	AA+	
91282CJC6	09/08/25	US GOVT	U.S. Treasury Note	4.625	10/15/26			10,000,000.00	100.906	10,090,625.00	10,051,913.14	100.598	10,059,765.60	229		3.774	3.774	AA+	
912828U24	01/30/26	US GOVT	U.S. Treasury Note	2.000	11/15/26			7,500,000.00	98.762	7,407,128.91	7,416,813.43	98.875	7,415,625.00	260		3.601	3.601	AA+	
91282CJP7	01/30/26	US GOVT	U.S. Treasury Note	4.375	12/15/26			7,500,000.00	100.691	7,551,855.47	7,547,041.25	100.621	7,546,582.05	290		3.560	3.560	AA+	
912828Z78	01/30/26	US GOVT	U.S. Treasury Note	1.500	01/31/27			7,500,000.00	97.973	7,347,949.22	7,360,397.28	98.160	7,362,011.70	337		3.576	3.576	AA+	
91282CKA8	01/30/26	US GOVT	U.S. Treasury Note	4.125	02/15/27			7,500,000.00	100.582	7,543,652.34	7,540,360.36	100.535	7,540,136.70	352		3.550	3.550	AA+	
91282CMV0	01/30/26	US GOVT	U.S. Treasury Note	3.875	03/31/27			7,500,000.00	100.375	7,528,125.00	7,526,291.17	100.383	7,528,710.90	396		3.540	3.540	AA+	
91282CEN7	01/30/26	US GOVT	U.S. Treasury Note	2.750	04/30/27			7,500,000.00	99.043	7,428,222.66	7,432,964.08	99.156	7,436,718.75	426		3.538	3.538	AA+	
91282CKR1	01/30/26	US GOVT	U.S. Treasury Note	4.500	05/15/27			7,500,000.00	101.184	7,588,769.53	7,583,247.33	101.172	7,587,890.63	441		3.549	3.549	AA+	
91282CEW7	01/30/26	US GOVT	U.S. Treasury Note	3.250	06/30/27			7,500,000.00	99.613	7,470,996.09	7,472,683.43	99.723	7,479,199.20	487		3.531	3.531	AA+	
91282CNP2	01/30/26	US GOVT	U.S. Treasury Note	3.875	07/31/27			7,500,000.00	100.492	7,536,914.06	7,534,921.96	100.578	7,543,359.38	518		3.536	3.536	AA+	
Total 313-Bond 2023 Prop B								168,820,845.62		169,004,537.03	168,882,187.08		168,933,736.12	201		3.720	3.720		
314-Bond 2023 Prop C																			
TXCLASS		LGIP	Texas CLASS	3.801	02/28/26			11,453,251.48	100.000	11,453,251.48	11,453,251.48	100.000	11,453,251.48	1		3.801	3.801	AAA	
TXFIT		LGIP	Texas FIT Cash Pool	3.910	02/28/26			9,209,622.07	100.000	9,209,622.07	9,209,622.07	100.000	9,209,622.07	1		3.910	3.910	AAA	
Total 314-Bond 2023 Prop C								20,662,873.55		20,662,873.55	20,662,873.55		20,662,873.55	1		3.850	3.850		
330-Capital & Contingency																			
LNSTCRP		LGIP	LoneStar Corp O/N	3.800	02/28/26			2,423,658.91	100.000	2,423,658.91	2,423,658.91	100.000	2,423,658.91	1		3.800	3.800	AAA	

Detail of Security Holdings

CUSIP	Settle Date	Security Type	Security Description	CPN	Maturity Date	Next Call Date	Call Type	Par Value	Purch Price	Original Cost	Book Value	Mkt Price	Market Value	Days to Mty	Days to Call	YTM	YTW	Rating	
TEXPRIME		LGIP	TexPool Prime	3.821	02/28/26			3,066,178.78	100.000	3,066,178.78	3,066,178.78	100.000	3,066,178.78	1		3.821	3.821	AAA	
TXCLASS		LGIP	Texas CLASS	3.801	02/28/26			12,042,977.80	100.000	12,042,977.80	12,042,977.80	100.000	12,042,977.80	1		3.801	3.801	AAA	
CD-7038		CD	Gulf Coast Educators FCU	3.950	04/02/26			7,875,799.22	100.000	7,875,799.22	7,875,799.22	100.000	7,875,799.22	33		3.950	3.950	SD	
CD-7043		CD	Gulf Coast Educators FCU	4.050	08/11/26			5,079,624.45	100.000	5,079,624.45	5,079,624.45	100.000	5,079,624.45	164		4.050	4.050	SD	
CD-7041		CD	Gulf Coast Educators FCU	4.250	02/14/27			10,378,930.39	100.000	10,378,930.39	10,378,930.39	100.000	10,378,930.39	351		4.246	4.246	SD	
Total 330-Capital & Contingency								40,867,169.55		40,867,169.55	40,867,169.55		40,867,169.55	116		3.975	3.975		
332-One-Time Capital Purchase																			
TXCLASS		LGIP	Texas CLASS	3.801	02/28/26			1,289,440.19	100.000	1,289,440.19	1,289,440.19	100.000	1,289,440.19	1		3.801	3.801	AAA	
Total 332-One-Time Capital Purchase								1,289,440.19		1,289,440.19	1,289,440.19		1,289,440.19	1		3.801	3.801		
400-Child Nutrition Fund																			
LNSTCRP		LGIP	LoneStar Corp O/N	3.800	02/28/26			466,373.70	100.000	466,373.70	466,373.70	100.000	466,373.70	1		3.800	3.800	AAA	
TEXPRIME		LGIP	TexPool Prime	3.821	02/28/26			979,050.57	100.000	979,050.57	979,050.57	100.000	979,050.57	1		3.821	3.821	AAA	
TXCLASS		LGIP	Texas CLASS	3.801	02/28/26			2,863,252.94	100.000	2,863,252.94	2,863,252.94	100.000	2,863,252.94	1		3.801	3.801	AAA	
91282CHB0	11/15/24	US GOVT	U.S. Treasury Note	3.625	05/15/26			5,000,000.00	99.023	4,951,171.88	4,993,111.69	99.984	4,999,218.75	76		4.304	4.304	AA+	
CD-7045		CD	Gulf Coast Educators FCU	4.050	08/13/26			2,031,401.41	100.000	2,031,401.41	2,031,401.41	100.000	2,031,401.41	166		4.050	4.050	SD	
Total 400-Child Nutrition Fund								11,340,078.62		11,291,250.50	11,333,190.31		11,339,297.37	64		4.069	4.069		
500-Activity Fund																			
LNSTCRP		LGIP	LoneStar Corp O/N	3.800	02/28/26			1,362,950.90	100.000	1,362,950.90	1,362,950.90	100.000	1,362,950.90	1		3.800	3.800	AAA	
TEXPRIME		LGIP	TexPool Prime	3.821	02/28/26			1,380,164.79	100.000	1,380,164.79	1,380,164.79	100.000	1,380,164.79	1		3.821	3.821	AAA	
TXCLASS		LGIP	Texas CLASS	3.801	02/28/26			3,117,990.84	100.000	3,117,990.84	3,117,990.84	100.000	3,117,990.84	1		3.801	3.801	AAA	
CD-7037		CD	Gulf Coast Educators FCU	3.950	04/02/26			2,625,266.41	100.000	2,625,266.41	2,625,266.41	100.000	2,625,266.41	33		3.950	3.950	SD	
CD-7044		CD	Gulf Coast Educators FCU	4.050	08/13/26			2,031,401.41	100.000	2,031,401.41	2,031,401.41	100.000	2,031,401.41	166		4.050	4.050	SD	
Total 500-Activity Fund								10,517,774.35		10,517,774.35	10,517,774.35		10,517,774.35	41		3.889	3.889		
600-Benefits Fund																			

Detail of Security Holdings

CUSIP	Settle Date	Security Type	Security Description	CPN	Maturity Date	Next Call Date	Call Type	Par Value	Purch Price	Original Cost	Book Value	Mkt Price	Market Value	Days to Mty	Days to Call	YTM	YTW	Rating	
LNSTCRP		LGIP	LoneStar Corp O/N	3.800	02/28/26			1,118,264.83	100.000	1,118,264.83	1,118,264.83	100.000	1,118,264.83	1		3.800	3.800	AAA	
Total 600-Benefits Fund								1,118,264.83		1,118,264.83	1,118,264.83		1,118,264.83	1		3.800	3.800		
700-Workers' Compensation Fd																			
LNSTCRP		LGIP	LoneStar Corp O/N	3.800	02/28/26			1,299,013.03	100.000	1,299,013.03	1,299,013.03	100.000	1,299,013.03	1		3.800	3.800	AAA	
Total 700-Workers' Compensation Fd								1,299,013.03		1,299,013.03	1,299,013.03		1,299,013.03	1		3.800	3.800		
Grand Total								579,415,531.16		579,891,410.08	579,575,300.60		579,670,609.11	93		3.849	3.849		

Earned Income

CUSIP	Security Type	Detailed Security Description	Beginning Accrued	Interest Earned	Interest Rec'd/ Sold/Matured	Interest Purchased	Ending Accrued	Disc Accr/Prem Amort	Net Realized Gain/Loss	Net Income
100-General Fund										
91282CKB6	US GOVT	U.S. Treasury Note 4.625 02/28/2026	117,541.44	113,708.56	0.00	0.00	231,250.00	(9,502.98)	0.00	104,205.59
CCWFSWEEP	MMFUND	Allspring Govt MM Instl	31,355.95	137,559.57	137,696.34	0.00	31,219.18	0.00	0.00	137,559.57
HILLCASH	BANK DEP	Cash Holding	0.00	0.00	0.00	0.00	0.00	0.00	0.00	0.00
LNSTCRP	LGIP	LoneStar Corp O/N	0.00	2,787.17	2,787.17	0.00	0.00	0.00	0.00	2,787.17
TEXPRIME	LGIP	TexPool Prime	0.00	12,269.77	12,269.77	0.00	0.00	0.00	0.00	12,269.77
TXCLASS	LGIP	Texas CLASS	0.00	415,131.85	415,131.85	0.00	0.00	0.00	0.00	415,131.85
TXFIT	LGIP	Texas FIT Cash Pool	0.00	523,448.17	523,448.17	0.00	0.00	0.00	0.00	523,448.17
91282CGR6	US GOVT	U.S. Treasury Note 4.625 03/15/2026	98,377.07	114,986.19	0.00	0.00	213,363.26	(9,901.78)	0.00	105,084.40
91282CKH3	US GOVT	U.S. Treasury Note 4.5 03/31/2026	76,648.35	111,263.74	0.00	0.00	187,912.09	(6,664.61)	0.00	104,599.13
91282CGV7	US GOVT	U.S. Treasury Note 3.75 04/15/2026	48,420.33	92,719.78	0.00	0.00	141,140.11	11,415.18	0.00	104,134.96
91282CHH7	US GOVT	U.S. Treasury Note 4.125 06/15/2026	190,471.31	101,905.06	206,250.00	0.00	86,126.37	(6,393.14)	0.00	95,511.92
91282CHM6	US GOVT	U.S. Treasury Note 4.5 07/15/2026	169,972.83	110,966.40	225,000.00	0.00	55,939.23	(15,773.76)	0.00	95,192.64
CD-7042	CD	Gulf Coast Educators FCU 4.05 08/11/2026	124,977.22	101,681.14	102,659.87	0.00	123,998.49	0.00	0.00	101,681.14
91282CHU8	US GOVT	U.S. Treasury Note 4.375 08/15/2026	128,396.74	107,273.15	218,750.00	0.00	16,919.89	(13,388.76)	0.00	93,884.39
CD-7040	CD	Gulf Coast Educators FCU 4.25 01/30/2027	73,064.22	108,556.70	110,195.22	0.00	71,425.70	0.00	0.00	108,556.70
Total 100-General Fund			1,059,225.46	2,054,257.25	1,954,188.39	0.00	1,159,294.32	(50,209.85)	0.00	2,004,047.40
200-Debt Service Fund										
LNSTCRP	LGIP	LoneStar Corp O/N	0.00	4,995.18	4,995.18	0.00	0.00	0.00	0.00	4,995.18
TEXPRIME	LGIP	TexPool Prime	0.00	9,673.60	9,673.60	0.00	0.00	0.00	0.00	9,673.60
TXCLASS	LGIP	Texas CLASS	0.00	286,565.19	286,565.19	0.00	0.00	0.00	0.00	286,565.19
CD-7035	CD	Gulf Coast Educators FCU 3.95 04/02/2026	51,478.53	76,447.66	77,639.76	0.00	50,286.44	0.00	0.00	76,447.66
CD-7039	CD	Gulf Coast Educators FCU 3.95 04/23/2026	37,760.75	56,076.21	56,950.64	0.00	36,886.32	0.00	0.00	56,076.21
91282CHM6	US GOVT	U.S. Treasury Note 4.5 07/15/2026	169,972.83	110,966.40	225,000.00	0.00	55,939.23	(15,773.76)	0.00	95,192.64
91282CHU8	US GOVT	U.S. Treasury Note 4.375 08/15/2026	128,396.74	107,273.15	218,750.00	0.00	16,919.89	(13,388.76)	0.00	93,884.39
Total 200-Debt Service Fund			387,608.85	651,997.39	879,574.37	0.00	160,031.87	(29,162.52)	0.00	622,834.87
312-Bond 2017										

Earned Income

CUSIP	Security Type	Detailed Security Description	Beginning Accrued	Interest Earned	Interest Rec'd/ Sold/Matured	Interest Purchased	Ending Accrued	Disc Accr/Prem Amort	Net Realized Gain/Loss	Net Income
TXCLASS	LGIP	Texas CLASS	0.00	101,513.28	101,513.28	0.00	0.00	0.00	0.00	101,513.28
Total 312-Bond 2017			0.00	101,513.28	101,513.28	0.00	0.00	0.00	0.00	101,513.28
313-Bond 2023 Prop B										
91282CIV4	US GOVT	U.S. Treasury Note 4.25 01/31/2026	106,538.72	52,836.28	159,375.00	0.00	0.00	(247.05)	0.00	52,589.22
TXCLASS	LGIP	Texas CLASS	0.00	399,774.15	399,774.15	0.00	0.00	0.00	0.00	399,774.15
TXFIT	LGIP	Texas FIT Cash Pool	0.00	558,697.98	558,697.98	0.00	0.00	0.00	0.00	558,697.98
CD-7036	CD	Gulf Coast Educators FCU 3.95 04/02/2026	51,478.53	76,447.66	77,639.76	0.00	50,286.44	0.00	0.00	76,447.66
91282CHM6	US GOVT	U.S. Treasury Note 4.5 07/15/2026	169,972.83	110,966.40	225,000.00	0.00	55,939.23	(15,807.20)	0.00	95,159.20
91282CHU8	US GOVT	U.S. Treasury Note 4.375 08/15/2026	128,396.74	107,273.15	218,750.00	0.00	16,919.89	(13,181.23)	0.00	94,091.92
91282CHY0	US GOVT	U.S. Treasury Note 4.625 09/15/2026	98,377.07	114,986.19	0.00	0.00	213,363.26	(20,325.07)	0.00	94,661.12
91282CJC6	US GOVT	U.S. Treasury Note 4.625 10/15/2026	59,718.41	114,354.40	0.00	0.00	174,072.80	(20,275.57)	0.00	94,078.83
91282UJ24	US GOVT	U.S. Treasury Note 2.0 11/15/2026	0.00	12,430.94	0.00	(31,491.71)	43,922.65	9,684.52	0.00	22,115.47
91282CJP7	US GOVT	U.S. Treasury Note 4.375 12/15/2026	0.00	27,043.27	0.00	(41,466.35)	68,509.62	(4,814.22)	0.00	22,229.05
91282Z78	US GOVT	U.S. Treasury Note 1.5 01/31/2027	0.00	9,318.14	56,250.00	(55,944.29)	9,012.43	12,448.06	0.00	21,766.20
91282CKA8	US GOVT	U.S. Treasury Note 4.125 02/15/2027	0.00	25,415.87	154,687.50	(141,236.41)	11,964.78	(3,291.98)	0.00	22,123.89
91282CMV0	US GOVT	U.S. Treasury Note 3.875 03/31/2027	0.00	23,952.61	0.00	(97,407.28)	121,359.89	(1,833.83)	0.00	22,118.78
91282CEN7	US GOVT	U.S. Treasury Note 2.75 04/30/2027	0.00	17,092.54	0.00	(51,847.38)	68,939.92	4,741.42	0.00	21,833.96
91282CKR1	US GOVT	U.S. Treasury Note 4.5 05/15/2027	0.00	27,969.62	0.00	(70,856.35)	98,825.97	(5,522.20)	0.00	22,447.41
91282CEW7	US GOVT	U.S. Treasury Note 3.25 06/30/2027	0.00	20,200.27	0.00	(20,200.28)	40,400.55	1,687.34	0.00	21,887.61
91282CNP2	US GOVT	U.S. Treasury Note 3.875 07/31/2027	0.00	24,071.85	145,312.50	(144,522.76)	23,282.11	(1,992.10)	0.00	22,079.76
Total 313-Bond 2023 Prop B			614,482.30	1,722,831.31	1,995,486.89	(654,972.81)	996,799.53	(58,729.10)	0.00	1,664,102.21
314-Bond 2023 Prop C										
TXCLASS	LGIP	Texas CLASS	0.00	110,336.60	110,336.60	0.00	0.00	0.00	0.00	110,336.60
TXFIT	LGIP	Texas FIT Cash Pool	0.00	90,657.52	90,657.52	0.00	0.00	0.00	0.00	90,657.52
Total 314-Bond 2023 Prop C			0.00	200,994.12	200,994.12	0.00	0.00	0.00	0.00	200,994.12

Earned Income

CUSIP	Security Type	Detailed Security Description	Beginning Accrued	Interest Earned	Interest Rec'd/ Sold/Matured	Interest Purchased	Ending Accrued	Disc Accr/Prem Amort	Net Realized Gain/Loss	Net Income
330-Capital & Contingency										
LNSTCRP	LGIP	LoneStar Corp O/N	0.00	23,001.80	23,001.80	0.00	0.00	0.00	0.00	23,001.80
TEXPRIME	LGIP	TexPool Prime	0.00	29,285.84	29,285.84	0.00	0.00	0.00	0.00	29,285.84
TXCLASS	LGIP	Texas CLASS	0.00	107,224.41	107,224.41	0.00	0.00	0.00	0.00	107,224.41
CD-7038	CD	Gulf Coast Educators FCU 3.95 04/02/2026	51,478.53	76,447.66	77,639.76	0.00	50,286.44	0.00	0.00	76,447.66
CD-7043	CD	Gulf Coast Educators FCU 4.05 08/11/2026	62,488.62	50,840.57	51,329.93	0.00	61,999.26	0.00	0.00	50,840.57
CD-7041	CD	Gulf Coast Educators FCU 4.25 02/14/2027	346,752.10	222,484.14	110,004.11	0.00	459,232.13	0.00	0.00	222,484.14
Total 330-Capital & Contingency			460,719.26	509,284.42	398,485.85	0.00	571,517.83	0.00	0.00	509,284.42
332-One-Time Capital Purchase										
TXCLASS	LGIP	Texas CLASS	0.00	12,321.82	12,321.82	0.00	0.00	0.00	0.00	12,321.82
Total 332-One-Time Capital Purchase			0.00	12,321.82	12,321.82	0.00	0.00	0.00	0.00	12,321.82
400-Child Nutrition Fund										
LNSTCRP	LGIP	LoneStar Corp O/N	0.00	4,426.13	4,426.13	0.00	0.00	0.00	0.00	4,426.13
TEXPRIME	LGIP	TexPool Prime	0.00	9,351.20	9,351.20	0.00	0.00	0.00	0.00	9,351.20
TXCLASS	LGIP	Texas CLASS	0.00	27,241.19	27,241.19	0.00	0.00	0.00	0.00	27,241.19
91282CHB0	US GOVT	U.S. Treasury Note 3.625 05/15/2026	8,011.05	45,062.15	0.00	0.00	53,073.20	8,265.98	0.00	53,328.14
CD-7045	CD	Gulf Coast Educators FCU 4.05 08/13/2026	24,543.68	20,327.18	20,527.44	0.00	24,343.42	0.00	0.00	20,327.18
Total 400-Child Nutrition Fund			32,554.73	106,407.86	61,545.96	0.00	77,416.63	8,265.98	0.00	114,673.84
500-Activity Fund										
LNSTCRP	LGIP	LoneStar Corp O/N	0.00	12,935.12	12,935.12	0.00	0.00	0.00	0.00	12,935.12
TEXPRIME	LGIP	TexPool Prime	0.00	13,182.19	13,182.19	0.00	0.00	0.00	0.00	13,182.19
TXCLASS	LGIP	Texas CLASS	0.00	27,390.17	27,390.17	0.00	0.00	0.00	0.00	27,390.17
CD-7037	CD	Gulf Coast Educators FCU 3.95 04/02/2026	17,159.51	25,482.55	25,879.92	0.00	16,762.15	0.00	0.00	25,482.55
CD-7044	CD	Gulf Coast Educators FCU 4.05 08/13/2026	24,543.68	20,327.18	20,527.44	0.00	24,343.42	0.00	0.00	20,327.18

Earned Income

CUSIP	Security Type	Detailed Security Description	Beginning Accrued	Interest Earned	Interest Rec'd/ Sold/Matured	Interest Purchased	Ending Accrued	Disc Accr/Prem Amort	Net Realized Gain/Loss	Net Income
Total 500-Activity Fund			41,703.19	99,317.22	99,914.84	0.00	41,105.57	0.00	0.00	99,317.22
600-Benefits Fund										
LNSTCRP	LGIP	LoneStar Corp O/N	0.00	10,612.92	10,612.92	0.00	0.00	0.00	0.00	10,612.92
Total 600-Benefits Fund			0.00	10,612.92	10,612.92	0.00	0.00	0.00	0.00	10,612.92
700-Workers' Compensation Fd										
LNSTCRP	LGIP	LoneStar Corp O/N	0.00	12,328.32	12,328.32	0.00	0.00	0.00	0.00	12,328.32
Total 700-Workers' Compensation Fd			0.00	12,328.32	12,328.32	0.00	0.00	0.00	0.00	12,328.32
Grand Total			2,596,293.79	5,481,865.91	5,726,966.76	(654,972.81)	3,006,165.75	(129,835.50)	0.00	5,352,030.42

Investment Transactions

CUSIP	Trade Date	Settle Date	Security Type	Security Description	Coupon	Maturity Date	Call Date	Par Value	Price	Principal Amount	Interest Purchased/Received	Total Amount	Realized Gain/Loss	YTM	YTW
100-General Fund															
Buy															
CD-7042	01/01/26	01/01/26	CD	Gulf Coast Educators FCU	4.050	08/11/26		102,659.87	100.000	102,659.87	0.00	102,659.87	0.00	4.046	4.046
CD-7040	01/01/26	01/01/26	CD	Gulf Coast Educators FCU	4.250	01/30/27		110,195.22	100.000	110,195.22	0.00	110,195.22	0.00	4.250	4.250
Total Buy								212,855.09		212,855.09	0.00	212,855.09	0.00		
Coupon															
CD-7042	01/01/26	01/01/26	CD	Gulf Coast Educators FCU	4.050	08/11/26		0.00		0.00	102,659.87	102,659.87	0.00	--	--
CD-7040	01/01/26	01/01/26	CD	Gulf Coast Educators FCU	4.250	01/30/27		0.00		0.00	110,195.22	110,195.22	0.00	--	--
91282CHM6	01/15/26	01/15/26	US GOVT	U.S. Treasury Note	4.500	07/15/26		0.00		0.00	225,000.00	225,000.00	0.00	--	--
CD-7042	02/11/26	02/11/26	CD	Gulf Coast Educators FCU	4.050	08/11/26		0.00		0.00	103,707.83	103,707.83	0.00	--	--
91282CHU8	02/15/26	02/15/26	US GOVT	U.S. Treasury Note	4.375	08/15/26		0.00		0.00	218,750.00	218,750.00	0.00	--	--
91282CKB6	02/28/26	02/28/26	US GOVT	U.S. Treasury Note	4.625	02/28/26		0.00		0.00	231,250.00	231,250.00	0.00	--	--
91282CHH7	12/15/25	12/15/25	US GOVT	U.S. Treasury Note	4.125	06/15/26		0.00		0.00	206,250.00	206,250.00	0.00	--	--
Total Coupon								0.00		0.00	1,197,812.92	1,197,812.92	0.00		
Maturity															
91282CKB6	02/28/26	02/28/26	US GOVT	U.S. Treasury Note	4.625	02/28/26		(10,000,000.00)	100.000	10,000,000.00	0.00	10,000,000.00	0.00	--	--
Total Maturity								(10,000,000.00)		10,000,000.00	0.00	10,000,000.00	0.00		
200-Debt Service Fund															
Buy															
CD-7035	01/01/26	01/01/26	CD	Gulf Coast Educators FCU	3.950	04/02/26		77,639.76	100.000	77,639.76	0.00	77,639.76	0.00	3.950	3.950
CD-7039	01/01/26	01/01/26	CD	Gulf Coast Educators FCU	3.950	04/23/26		56,950.64	100.000	56,950.64	0.00	56,950.64	0.00	3.950	3.950
Total Buy								134,590.40		134,590.40	0.00	134,590.40	0.00		
Coupon															
CD-7035	01/01/26	01/01/26	CD	Gulf Coast Educators FCU	3.950	04/02/26		0.00		0.00	77,639.76	77,639.76	0.00	--	--
CD-7039	01/01/26	01/01/26	CD	Gulf Coast Educators FCU	3.950	04/23/26		0.00		0.00	56,950.64	56,950.64	0.00	--	--
91282CHM6	01/15/26	01/15/26	US GOVT	U.S. Treasury Note	4.500	07/15/26		0.00		0.00	225,000.00	225,000.00	0.00	--	--
91282CHU8	02/15/26	02/15/26	US GOVT	U.S. Treasury Note	4.375	08/15/26		0.00		0.00	218,750.00	218,750.00	0.00	--	--

Investment Transactions

CUSIP	Trade Date	Settle Date	Security Type	Security Description	Coupon	Maturity Date	Call Date	Par Value	Price	Principal Amount	Interest Purchased/Received	Total Amount	Realized Gain/Loss	YTM	YTW
Total Coupon								0.00		0.00	578,340.40	578,340.40	0.00		
313-Bond 2023 Prop B															
Buy															
CD-7036	01/01/26	01/01/26	CD	Gulf Coast Educators FCU	3.950	04/02/26		77,639.76	100.000	77,639.76	0.00	77,639.76	0.00	3.950	3.950
91282CEW7	01/29/26	01/30/26	US GOVT	U.S. Treasury Note	3.250	06/30/27		7,500,000.00	99.613	7,470,996.09	20,200.28	7,491,196.37	0.00	3.531	3.531
91282CNP2	01/29/26	01/30/26	US GOVT	U.S. Treasury Note	3.875	07/31/27		7,500,000.00	100.492	7,536,914.06	144,522.76	7,681,436.82	0.00	3.536	3.536
91282CEN7	01/29/26	01/30/26	US GOVT	U.S. Treasury Note	2.750	04/30/27		7,500,000.00	99.043	7,428,222.66	51,847.38	7,480,070.04	0.00	3.538	3.538
91282CMV0	01/29/26	01/30/26	US GOVT	U.S. Treasury Note	3.875	03/31/27		7,500,000.00	100.375	7,528,125.00	97,407.28	7,625,532.28	0.00	3.540	3.540
91282CKR1	01/29/26	01/30/26	US GOVT	U.S. Treasury Note	4.500	05/15/27		7,500,000.00	101.184	7,588,769.53	70,856.35	7,659,625.88	0.00	3.549	3.549
91282CKA8	01/29/26	01/30/26	US GOVT	U.S. Treasury Note	4.125	02/15/27		7,500,000.00	100.582	7,543,652.34	141,236.41	7,684,888.75	0.00	3.550	3.550
91282CJP7	01/29/26	01/30/26	US GOVT	U.S. Treasury Note	4.375	12/15/26		7,500,000.00	100.691	7,551,855.47	41,466.35	7,593,321.82	0.00	3.560	3.560
91282Z78	01/29/26	01/30/26	US GOVT	U.S. Treasury Note	1.500	01/31/27		7,500,000.00	97.973	7,347,949.22	55,944.29	7,403,893.51	0.00	3.576	3.576
912828U24	01/29/26	01/30/26	US GOVT	U.S. Treasury Note	2.000	11/15/26		7,500,000.00	98.762	7,407,128.91	31,491.71	7,438,620.62	0.00	3.601	3.601
Total Buy								67,577,639.76		67,481,253.04	654,972.81	68,136,225.85	0.00		
Coupon															
CD-7036	01/01/26	01/01/26	CD	Gulf Coast Educators FCU	3.950	04/02/26		0.00		0.00	77,639.76	77,639.76	0.00	--	--
91282CHM6	01/15/26	01/15/26	US GOVT	U.S. Treasury Note	4.500	07/15/26		0.00		0.00	225,000.00	225,000.00	0.00	--	--
91282CJV4	01/31/26	01/31/26	US GOVT	U.S. Treasury Note	4.250	01/31/26		0.00		0.00	159,375.00	159,375.00	0.00	--	--
91282Z78	01/31/26	01/31/26	US GOVT	U.S. Treasury Note	1.500	01/31/27		0.00		0.00	56,250.00	56,250.00	0.00	--	--
91282CNP2	01/31/26	01/31/26	US GOVT	U.S. Treasury Note	3.875	07/31/27		0.00		0.00	145,312.50	145,312.50	0.00	--	--
91282CHU8	02/15/26	02/15/26	US GOVT	U.S. Treasury Note	4.375	08/15/26		0.00		0.00	218,750.00	218,750.00	0.00	--	--
91282CKA8	02/15/26	02/15/26	US GOVT	U.S. Treasury Note	4.125	02/15/27		0.00		0.00	154,687.50	154,687.50	0.00	--	--
Total Coupon								0.00		0.00	1,037,014.76	1,037,014.76	0.00		
Maturity															
91282CJV4	01/31/26	01/31/26	US GOVT	U.S. Treasury Note	4.250	01/31/26		(7,500,000.00)	100.000	7,500,000.00	0.00	7,500,000.00	0.00	--	--
Total Maturity								(7,500,000.00)		7,500,000.00	0.00	7,500,000.00	0.00		
330-Capital & Contingency															

Investment Transactions

CUSIP	Trade Date	Settle Date	Security Type	Security Description	Coupon	Maturity Date	Call Date	Par Value	Price	Principal Amount	Interest Purchased/Received	Total Amount	Realized Gain/Loss	YTM	YTW
Buy															
CD-7038	01/01/26	01/01/26	CD	Gulf Coast Educators FCU	3.950	04/02/26		77,639.76	100.000	77,639.76	0.00	77,639.76	0.00	3.950	3.950
CD-7043	01/01/26	01/01/26	CD	Gulf Coast Educators FCU	4.050	08/11/26		51,329.93	100.000	51,329.93	0.00	51,329.93	0.00	4.046	4.046
CD-7041	01/01/26	01/01/26	CD	Gulf Coast Educators FCU	4.250	02/14/27		110,004.11	100.000	110,004.11	0.00	110,004.11	0.00	4.097	4.097
Total Buy								238,973.80		238,973.80	0.00	238,973.80	0.00		
Coupon															
CD-7041	01/01/26	01/01/26	CD	Gulf Coast Educators FCU	4.250	02/14/27		0.00		0.00	110,004.11	110,004.11	0.00	--	--
CD-7043	01/01/26	01/01/26	CD	Gulf Coast Educators FCU	4.050	08/11/26		0.00		0.00	51,329.93	51,329.93	0.00	--	--
CD-7038	01/01/26	01/01/26	CD	Gulf Coast Educators FCU	3.950	04/02/26		0.00		0.00	77,639.76	77,639.76	0.00	--	--
CD-7043	02/11/26	02/11/26	CD	Gulf Coast Educators FCU	4.050	08/11/26		0.00		0.00	51,853.93	51,853.93	0.00	--	--
Total Coupon								0.00		0.00	290,827.73	290,827.73	0.00		
400-Child Nutrition Fund															
Buy															
CD-7045	01/01/26	01/01/26	CD	Gulf Coast Educators FCU	4.050	08/13/26		20,527.44	100.000	20,527.44	0.00	20,527.44	0.00	4.046	4.046
Total Buy								20,527.44		20,527.44	0.00	20,527.44	0.00		
Coupon															
CD-7045	01/01/26	01/01/26	CD	Gulf Coast Educators FCU	4.050	08/13/26		0.00		0.00	20,527.44	20,527.44	0.00	--	--
CD-7045	02/13/26	02/13/26	CD	Gulf Coast Educators FCU	4.050	08/13/26		0.00		0.00	20,736.99	20,736.99	0.00	--	--
Total Coupon								0.00		0.00	41,264.43	41,264.43	0.00		
500-Activity Fund															
Buy															
CD-7037	01/01/26	01/01/26	CD	Gulf Coast Educators FCU	3.950	04/02/26		25,879.92	100.000	25,879.92	0.00	25,879.92	0.00	3.950	3.950
CD-7044	01/01/26	01/01/26	CD	Gulf Coast Educators FCU	4.050	08/13/26		20,527.44	100.000	20,527.44	0.00	20,527.44	0.00	4.046	4.046
Total Buy								46,407.36		46,407.36	0.00	46,407.36	0.00		
Coupon															
CD-7044	01/01/26	01/01/26	CD	Gulf Coast Educators FCU	4.050	08/13/26		0.00		0.00	20,527.44	20,527.44	0.00	--	--
CD-7037	01/01/26	01/01/26	CD	Gulf Coast Educators FCU	3.950	04/02/26		0.00		0.00	25,879.92	25,879.92	0.00	--	--

Investment Transactions

CUSIP	Trade Date	Settle Date	Security Type	Security Description	Coupon	Maturity Date	Call Date	Par Value	Price	Principal Amount	Interest Purchased/Received	Total Amount	Realized Gain/Loss	YTM	YTW
CD-7044	02/13/26	02/13/26	CD	Gulf Coast Educators FCU	4.050	08/13/26		0.00		0.00	20,736.99	20,736.99	0.00	--	--
Total Coupon								0.00		0.00	67,144.35	67,144.35	0.00		

Investment Transactions Totals

Transaction Type	Quantity	Principal Amount	Interest	Total Amount	Realized G/L	YTM	YTW
Total Buy	68,230,993.85	(68,134,607.13)	(654,972.81)	(68,789,579.94)	0.00	3.559	3.559
Total Maturity	(17,500,000.00)	17,500,000.00	0.00	17,500,000.00	0.00	4.230	4.230
Total Coupon	0.00	0.00	3,212,404.59	3,212,404.59	0.00		

Amortization and Accretion

CUSIP	Settle Date	Security Type	Detailed Security Description	Purchase Qty	Orig Price	Original Cost	Amort/Accr for Period	Total Amort/Accr Since Purch	Remaining Disc/Premium	Ending Book Value
100-General Fund										
91282CKB6	01/29/25	US GOVT	U.S. Treasury Note 4.625 02/28/2026	0.00	0.000	0.00	(9,502.98)	0.00	0.00	0.00
91282CGR6	01/29/25	US GOVT	U.S. Treasury Note 4.625 03/15/2026	10,000,000.00	100.438	10,043,750.00	(9,901.78)	(42,209.72)	1,540.28	10,001,540.28
91282CKH3	01/29/25	US GOVT	U.S. Treasury Note 4.5 03/31/2026	10,000,000.00	100.305	10,030,468.75	(6,664.61)	(28,247.21)	2,221.54	10,002,221.54
91282CGV7	01/29/25	US GOVT	U.S. Treasury Note 3.75 04/15/2026	10,000,000.00	99.445	9,944,531.25	11,415.18	49,761.16	(5,707.59)	9,994,292.41
91282CHH7	04/30/25	US GOVT	U.S. Treasury Note 4.125 06/15/2026	10,000,000.00	100.285	10,028,515.63	(6,393.14)	(20,957.37)	7,558.26	10,007,558.26
91282CHM6	04/30/25	US GOVT	U.S. Treasury Note 4.5 07/15/2026	10,000,000.00	100.766	10,076,562.50	(15,773.76)	(52,303.95)	24,258.55	10,024,258.55
CD-7042		CD	Gulf Coast Educators FCU 4.05 08/11/2026	10,159,248.91	100.000	10,159,248.91	0.00	0.00	0.00	10,159,248.91
91282CHU8	04/30/25	US GOVT	U.S. Treasury Note 4.375 08/15/2026	10,000,000.00	100.703	10,070,312.50	(13,388.76)	(44,719.15)	25,593.35	10,025,593.35
CD-7040		CD	Gulf Coast Educators FCU 4.25 01/30/2027	10,396,961.41	100.000	10,396,961.41	0.00	0.00	0.00	10,396,961.41
Total 100-General Fund				80,556,210.32		80,750,350.95	(50,209.85)	(138,676.24)	55,464.39	80,611,674.71
200-Debt Service Fund										
CD-7035		CD	Gulf Coast Educators FCU 3.95 04/02/2026	7,875,799.22	100.000	7,875,799.22	0.00	0.00	0.00	7,875,799.22
CD-7039		CD	Gulf Coast Educators FCU 3.95 04/23/2026	5,777,089.43	100.000	5,777,089.43	0.00	0.00	0.00	5,777,089.43
91282CHM6	04/30/25	US GOVT	U.S. Treasury Note 4.5 07/15/2026	10,000,000.00	100.766	10,076,562.50	(15,773.76)	(52,303.95)	24,258.55	10,024,258.55
91282CHU8	04/30/25	US GOVT	U.S. Treasury Note 4.375 08/15/2026	10,000,000.00	100.703	10,070,312.50	(13,388.76)	(44,719.15)	25,593.35	10,025,593.35
Total 200-Debt Service Fund				33,652,888.65		33,799,763.65	(29,162.52)	(97,023.10)	49,851.90	33,702,740.55
313-Bond 2023 Prop B										
91282CJV4	01/29/25	US GOVT	U.S. Treasury Note 4.25 01/31/2026	0.00	0.000	0.00	(247.05)	0.00	0.00	0.00
CD-7036		CD	Gulf Coast Educators FCU 3.95 04/02/2026	7,875,799.22	100.000	7,875,799.22	0.00	0.00	0.00	7,875,799.22
91282CHM6	09/08/25	US GOVT	U.S. Treasury Note 4.5 07/15/2026	10,000,000.00	100.547	10,054,687.50	(15,807.20)	(30,172.15)	24,515.35	10,024,515.35
91282CHU8	09/08/25	US GOVT	U.S. Treasury Note 4.375 08/15/2026	10,000,000.00	100.508	10,050,781.25	(13,181.23)	(25,398.02)	25,383.23	10,025,383.23
91282CHY0	09/08/25	US GOVT	U.S. Treasury Note 4.625 09/15/2026	10,000,000.00	100.840	10,083,984.38	(20,325.07)	(39,174.93)	44,809.45	10,044,809.45
91282CJC6	09/08/25	US GOVT	U.S. Treasury Note 4.625 10/15/2026	10,000,000.00	100.906	10,090,625.00	(20,275.57)	(38,711.86)	51,913.14	10,051,913.14
912828U24	01/30/26	US GOVT	U.S. Treasury Note 2.0 11/15/2026	7,500,000.00	98.762	7,407,128.91	9,684.52	9,684.52	(83,186.57)	7,416,813.43
91282CJP7	01/30/26	US GOVT	U.S. Treasury Note 4.375 12/15/2026	7,500,000.00	100.691	7,551,855.47	(4,814.22)	(4,814.22)	47,041.25	7,547,041.25
912828Z78	01/30/26	US GOVT	U.S. Treasury Note 1.5 01/31/2027	7,500,000.00	97.973	7,347,949.22	12,448.06	12,448.06	(139,602.72)	7,360,397.28

Amortization and Accretion

CUSIP	Settle Date	Security Type	Detailed Security Description	Purchase Qty	Orig Price	Original Cost	Amort/Accr for Period	Total Amort/Accr Since Purch	Remaining Disc/Premium	Ending Book Value
91282CKA8	01/30/26	US GOVT	U.S. Treasury Note 4.125 02/15/2027	7,500,000.00	100.582	7,543,652.34	(3,291.98)	(3,291.98)	40,360.36	7,540,360.36
91282CMV0	01/30/26	US GOVT	U.S. Treasury Note 3.875 03/31/2027	7,500,000.00	100.375	7,528,125.00	(1,833.83)	(1,833.83)	26,291.17	7,526,291.17
91282CEN7	01/30/26	US GOVT	U.S. Treasury Note 2.75 04/30/2027	7,500,000.00	99.043	7,428,222.66	4,741.42	4,741.42	(67,035.92)	7,432,964.08
91282CKR1	01/30/26	US GOVT	U.S. Treasury Note 4.5 05/15/2027	7,500,000.00	101.184	7,588,769.53	(5,522.20)	(5,522.20)	83,247.33	7,583,247.33
91282CEW7	01/30/26	US GOVT	U.S. Treasury Note 3.25 06/30/2027	7,500,000.00	99.613	7,470,996.09	1,687.34	1,687.34	(27,316.57)	7,472,683.43
91282CNP2	01/30/26	US GOVT	U.S. Treasury Note 3.875 07/31/2027	7,500,000.00	100.492	7,536,914.06	(1,992.10)	(1,992.10)	34,921.96	7,534,921.96
Total 313-Bond 2023 Prop B				115,375,799.22		115,559,490.63	(58,729.10)	(122,349.95)	61,341.46	115,437,140.68
330-Capital & Contingency										
CD-7038		CD	Gulf Coast Educators FCU 3.95 04/02/2026	7,875,799.22	100.000	7,875,799.22	0.00	0.00	0.00	7,875,799.22
CD-7043		CD	Gulf Coast Educators FCU 4.05 08/11/2026	5,079,624.45	100.000	5,079,624.45	0.00	0.00	0.00	5,079,624.45
CD-7041		CD	Gulf Coast Educators FCU 4.25 02/14/2027	10,378,930.39	100.000	10,378,930.39	0.00	0.00	0.00	10,378,930.39
Total 330-Capital & Contingency				23,334,354.06		23,334,354.06	0.00	0.00	0.00	23,334,354.06
400-Child Nutrition Fund										
91282CHB0	11/15/24	US GOVT	U.S. Treasury Note 3.625 05/15/2026	5,000,000.00	99.023	4,951,171.88	8,265.98	41,939.81	(6,888.31)	4,993,111.69
CD-7045		CD	Gulf Coast Educators FCU 4.05 08/13/2026	2,031,401.41	100.000	2,031,401.41	0.00	0.00	0.00	2,031,401.41
Total 400-Child Nutrition Fund				7,031,401.41		6,982,573.29	8,265.98	41,939.81	(6,888.31)	7,024,513.10
500-Activity Fund										
CD-7037		CD	Gulf Coast Educators FCU 3.95 04/02/2026	2,625,266.41	100.000	2,625,266.41	0.00	0.00	0.00	2,625,266.41
CD-7044		CD	Gulf Coast Educators FCU 4.05 08/13/2026	2,031,401.41	100.000	2,031,401.41	0.00	0.00	0.00	2,031,401.41
Total 500-Activity Fund				4,656,667.82		4,656,667.82	0.00	0.00	0.00	4,656,667.82
Grand Total				264,607,321.48		265,083,200.40	(129,835.50)	(316,109.48)	159,769.44	264,767,090.92

Projected Cash Flows

CUSIP	Detailed Security Description	Post Date	Interest	Principal	Total Amount
100-General Fund					
CD-7042	Gulf Coast Educators FCU 4.05 08/11/2026	02/11/26	103,707.83		103,707.83
91282CGR6	U.S. Treasury Note 4.625 03/15/2026	03/16/26	231,250.00		231,250.00
91282CGR6	U.S. Treasury Note 4.625 03/15/2026	03/16/26		10,000,000.00	10,000,000.00
91282CKH3	U.S. Treasury Note 4.5 03/31/2026	03/31/26	225,000.00		225,000.00
91282CKH3	U.S. Treasury Note 4.5 03/31/2026	03/31/26		10,000,000.00	10,000,000.00
CD-7040	Gulf Coast Educators FCU 4.25 01/30/2027	04/01/26	108,954.46		108,954.46
91282CGV7	U.S. Treasury Note 3.75 04/15/2026	04/15/26	187,500.00		187,500.00
91282CGV7	U.S. Treasury Note 3.75 04/15/2026	04/15/26		10,000,000.00	10,000,000.00
CD-7042	Gulf Coast Educators FCU 4.05 08/11/2026	05/11/26	100,326.06		100,326.06
91282CHH7	U.S. Treasury Note 4.125 06/15/2026	06/15/26	206,250.00		206,250.00
91282CHH7	U.S. Treasury Note 4.125 06/15/2026	06/15/26		10,000,000.00	10,000,000.00
CD-7040	Gulf Coast Educators FCU 4.25 01/30/2027	07/01/26	110,165.06		110,165.06
91282CHM6	U.S. Treasury Note 4.5 07/15/2026	07/15/26	225,000.00		225,000.00
91282CHM6	U.S. Treasury Note 4.5 07/15/2026	07/15/26		10,000,000.00	10,000,000.00
CD-7042	Gulf Coast Educators FCU 4.05 08/11/2026	08/11/26	103,707.84		103,707.84
CD-7042	Gulf Coast Educators FCU 4.05 08/11/2026	08/11/26		10,159,248.91	10,159,248.91
91282CHU8	U.S. Treasury Note 4.375 08/15/2026	08/17/26	218,750.00		218,750.00
91282CHU8	U.S. Treasury Note 4.375 08/15/2026	08/17/26		10,000,000.00	10,000,000.00
CD-7040	Gulf Coast Educators FCU 4.25 01/30/2027	10/01/26	111,375.67		111,375.67
CD-7040	Gulf Coast Educators FCU 4.25 01/30/2027	01/01/27	111,375.67		111,375.67
CD-7040	Gulf Coast Educators FCU 4.25 01/30/2027	02/01/27	35,107.55		35,107.55
CD-7040	Gulf Coast Educators FCU 4.25 01/30/2027	02/01/27		10,396,961.41	10,396,961.41
200-Debt Service Fund					
CD-7039	Gulf Coast Educators FCU 3.95 04/23/2026	04/01/26	56,267.27		56,267.27
CD-7035	Gulf Coast Educators FCU 3.95 04/02/2026	04/02/26	77,560.44		77,560.44
CD-7035	Gulf Coast Educators FCU 3.95 04/02/2026	04/02/26		7,875,799.22	7,875,799.22
CD-7039	Gulf Coast Educators FCU 3.95 04/23/2026	04/23/26	13,754.22		13,754.22
CD-7039	Gulf Coast Educators FCU 3.95 04/23/2026	04/23/26		5,777,089.43	5,777,089.43
91282CHM6	U.S. Treasury Note 4.5 07/15/2026	07/15/26	225,000.00		225,000.00

Projected Cash Flows

CUSIP	Detailed Security Description	Post Date	Interest	Principal	Total Amount
91282CHM6	U.S. Treasury Note 4.5 07/15/2026	07/15/26		10,000,000.00	10,000,000.00
91282CHU8	U.S. Treasury Note 4.375 08/15/2026	08/17/26	218,750.00		218,750.00
91282CHU8	U.S. Treasury Note 4.375 08/15/2026	08/17/26		10,000,000.00	10,000,000.00
313-Bond 2023 Prop B					
91282CHY0	U.S. Treasury Note 4.625 09/15/2026	03/16/26	231,250.00		231,250.00
91282CMV0	U.S. Treasury Note 3.875 03/31/2027	03/31/26	145,312.50		145,312.50
CD-7036	Gulf Coast Educators FCU 3.95 04/02/2026	04/02/26	77,560.44		77,560.44
CD-7036	Gulf Coast Educators FCU 3.95 04/02/2026	04/02/26		7,875,799.22	7,875,799.22
91282CJC6	U.S. Treasury Note 4.625 10/15/2026	04/15/26	231,250.00		231,250.00
91282CEN7	U.S. Treasury Note 2.75 04/30/2027	04/30/26	103,125.00		103,125.00
912828U24	U.S. Treasury Note 2.0 11/15/2026	05/15/26	75,000.00		75,000.00
91282CKR1	U.S. Treasury Note 4.5 05/15/2027	05/15/26	168,750.00		168,750.00
91282CJP7	U.S. Treasury Note 4.375 12/15/2026	06/15/26	164,062.50		164,062.50
91282CEW7	U.S. Treasury Note 3.25 06/30/2027	06/30/26	121,875.00		121,875.00
91282CHM6	U.S. Treasury Note 4.5 07/15/2026	07/15/26	225,000.00		225,000.00
91282CHM6	U.S. Treasury Note 4.5 07/15/2026	07/15/26		10,000,000.00	10,000,000.00
912828Z78	U.S. Treasury Note 1.5 01/31/2027	07/31/26	56,250.00		56,250.00
91282CNP2	U.S. Treasury Note 3.875 07/31/2027	07/31/26	145,312.50		145,312.50
91282CHU8	U.S. Treasury Note 4.375 08/15/2026	08/17/26	218,750.00		218,750.00
91282CHU8	U.S. Treasury Note 4.375 08/15/2026	08/17/26		10,000,000.00	10,000,000.00
91282CKA8	U.S. Treasury Note 4.125 02/15/2027	08/17/26	154,687.50		154,687.50
91282CHY0	U.S. Treasury Note 4.625 09/15/2026	09/15/26	231,250.00		231,250.00
91282CHY0	U.S. Treasury Note 4.625 09/15/2026	09/15/26		10,000,000.00	10,000,000.00
91282CMV0	U.S. Treasury Note 3.875 03/31/2027	09/30/26	145,312.50		145,312.50
91282CJC6	U.S. Treasury Note 4.625 10/15/2026	10/15/26	231,250.00		231,250.00
91282CJC6	U.S. Treasury Note 4.625 10/15/2026	10/15/26		10,000,000.00	10,000,000.00
91282CEN7	U.S. Treasury Note 2.75 04/30/2027	11/02/26	103,125.00		103,125.00
912828U24	U.S. Treasury Note 2.0 11/15/2026	11/16/26	75,000.00		75,000.00
912828U24	U.S. Treasury Note 2.0 11/15/2026	11/16/26		7,500,000.00	7,500,000.00
91282CKR1	U.S. Treasury Note 4.5 05/15/2027	11/16/26	168,750.00		168,750.00

Projected Cash Flows

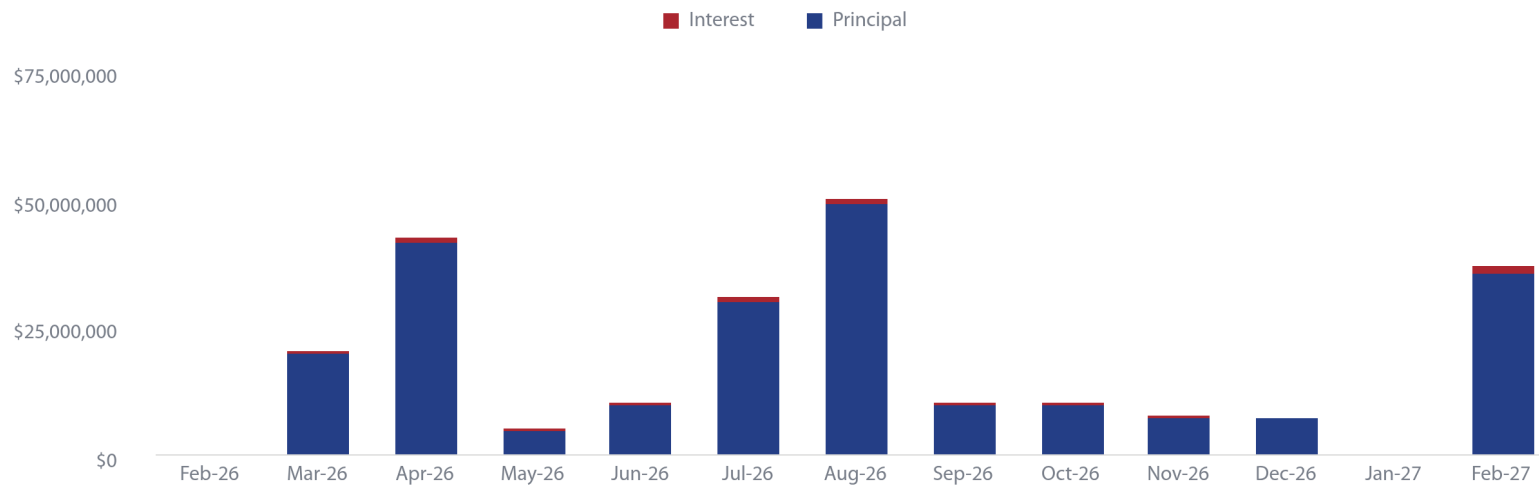
CUSIP	Detailed Security Description	Post Date	Interest	Principal	Total Amount
91282CJP7	U.S. Treasury Note 4.375 12/15/2026	12/15/26	164,062.50		164,062.50
91282CJP7	U.S. Treasury Note 4.375 12/15/2026	12/15/26		7,500,000.00	7,500,000.00
91282CEW7	U.S. Treasury Note 3.25 06/30/2027	12/31/26	121,875.00		121,875.00
912828Z78	U.S. Treasury Note 1.5 01/31/2027	02/01/27	56,250.00		56,250.00
912828Z78	U.S. Treasury Note 1.5 01/31/2027	02/01/27		7,500,000.00	7,500,000.00
91282CNP2	U.S. Treasury Note 3.875 07/31/2027	02/01/27	145,312.50		145,312.50
91282CKA8	U.S. Treasury Note 4.125 02/15/2027	02/16/27	154,687.50		154,687.50
91282CKA8	U.S. Treasury Note 4.125 02/15/2027	02/16/27		7,500,000.00	7,500,000.00
330-Capital & Contingency					
CD-7043	Gulf Coast Educators FCU 4.05 08/11/2026	02/11/26	51,853.93		51,853.93
CD-7038	Gulf Coast Educators FCU 3.95 04/02/2026	04/02/26	77,560.44		77,560.44
CD-7038	Gulf Coast Educators FCU 3.95 04/02/2026	04/02/26		7,875,799.22	7,875,799.22
CD-7043	Gulf Coast Educators FCU 4.05 08/11/2026	05/11/26	50,163.03		50,163.03
CD-7043	Gulf Coast Educators FCU 4.05 08/11/2026	08/11/26	51,853.92		51,853.92
CD-7043	Gulf Coast Educators FCU 4.05 08/11/2026	08/11/26		5,079,624.45	5,079,624.45
CD-7041	Gulf Coast Educators FCU 4.25 02/14/2027	02/16/27	882,209.08		882,209.08
CD-7041	Gulf Coast Educators FCU 4.25 02/14/2027	02/16/27		10,378,930.39	10,378,930.39
400-Child Nutrition Fund					
CD-7045	Gulf Coast Educators FCU 4.05 08/13/2026	02/13/26	20,736.99		20,736.99
CD-7045	Gulf Coast Educators FCU 4.05 08/13/2026	05/13/26	20,060.78		20,060.78
91282CHB0	U.S. Treasury Note 3.625 05/15/2026	05/15/26	90,625.00		90,625.00
91282CHB0	U.S. Treasury Note 3.625 05/15/2026	05/15/26		5,000,000.00	5,000,000.00
CD-7045	Gulf Coast Educators FCU 4.05 08/13/2026	08/13/26	20,736.99		20,736.99
CD-7045	Gulf Coast Educators FCU 4.05 08/13/2026	08/13/26		2,031,401.41	2,031,401.41
500-Activity Fund					
CD-7044	Gulf Coast Educators FCU 4.05 08/13/2026	02/13/26	20,736.99		20,736.99
CD-7037	Gulf Coast Educators FCU 3.95 04/02/2026	04/02/26	25,853.48		25,853.48
CD-7037	Gulf Coast Educators FCU 3.95 04/02/2026	04/02/26		2,625,266.41	2,625,266.41
CD-7044	Gulf Coast Educators FCU 4.05 08/13/2026	05/13/26	20,060.78		20,060.78

Projected Cash Flows

CUSIP	Detailed Security Description	Post Date	Interest	Principal	Total Amount
CD-7044	Gulf Coast Educators FCU 4.05 08/13/2026	08/13/26	20,736.99		20,736.99
CD-7044	Gulf Coast Educators FCU 4.05 08/13/2026	08/13/26		2,031,401.41	2,031,401.41
Grand Total			7,738,050.92	227,107,321.48	234,845,372.40

Projected Cash Flows Totals

Month and Year	Interest	Principal	Total Amount
February 2026	197,035.74		197,035.74
March 2026	832,812.50	20,000,000.00	20,832,812.50
April 2026	959,385.74	42,029,753.50	42,989,139.24
May 2026	524,985.66	5,000,000.00	5,524,985.66
June 2026	492,187.50	10,000,000.00	10,492,187.50
July 2026	986,727.56	30,000,000.00	30,986,727.56
August 2026	1,007,973.24	49,301,676.18	50,309,649.42
September 2026	376,562.50	10,000,000.00	10,376,562.50
October 2026	342,625.67	10,000,000.00	10,342,625.67
November 2026	346,875.00	7,500,000.00	7,846,875.00
December 2026	285,937.50	7,500,000.00	7,785,937.50
January 2027	111,375.67		111,375.67
February 2027	1,273,566.63	35,775,891.80	37,049,458.43
Total	7,738,050.92	227,107,321.48	234,845,372.40



Disclosures & Disclaimers

As a courtesy to investors this information: (1) is provided for informational purposes only; (2) should not be construed as an offer to sell or a solicitation of an offer to buy any security; and (3) does not replace customer statements.

This report is designed to provide general information and is not intended to provide specific legal, investment, accounting, tax or other professional advice.

It is important to review and save all source documents provided by a product sponsor or brokerage firm which may contain notices, disclosures and other information important to you and may also serve as a reference. If conflicts between this report and sponsor reports or confirmations exist, the information provided by the product sponsors shall prevail. Fees and sales charges paid may not be reflected in the information.

The information and data contained herein is obtained from sources believed to be reliable but its accuracy or completeness is not guaranteed. Additionally, the information may contain assets held away from HTS, therefore investors should contact customer service or other representatives from the respective distributors or issuers to determine SIPC coverage for heldaway assets. HTS and HSAM do not guarantee the information contained herein or its accuracy or completeness regarding contributions, withdrawals, protected values. All information is subject to further review with client to validate final values.

It is not possible to directly invest in an index. Financial forecasts, rates of return, risk, inflation, and other assumptions may be used as the basis for illustrations. They should not be considered a guarantee of future performance or a guarantee of achieving overall financial objectives. Past performance is not a guarantee or a predictor of future results of either the indices or any particular investment. S&P rates the creditworthiness of individual bonds from: AAA highest to D lowest.

Investing in fixed income securities involves interest rate risk, credit risk, and inflation risk. Interest rate risk is the possibility that bond prices will decrease because of an interest rate increase. When interest rates rise, bond prices and the values of fixed income securities fall. When interest rates fall, bond prices and the values of fixed income securities rise. Credit risk is the risk that a company will not be able to pay its debts, including the interest on its bonds. Inflation risk is the possibility that the interest paid on an investment in bonds will be lower than the inflation rate, decreasing purchasing power.

Cash alternatives typically include money market securities and U.S. treasury bills. Investing in such cash alternatives involves inflation risk. In addition, investments in money market securities may involve credit risk and a risk of principal loss. Because money market securities are neither insured nor guaranteed by the Federal Deposit Insurance Corporation or any other government agency, there is no guarantee the value of your investment will be maintained at \$1.00 per share, and your shares, when sold, may be worth more or less than what you originally paid for them. U.S. Treasury bills are subject to market risk if sold prior to maturity. Market risk is the possibility that the value, when sold, might be less than the purchase price.

Investing in stock securities involves volatility risk, market risk, business risk, and industry risk. The prices of most stocks fluctuate. Volatility risk is the chance that the value of a stock will fall. Market risk is the chance that the prices of all stocks will fall due to conditions in the economic environment. Business risk is the chance that a specific company's stock will fall because of issues affecting it. Industry risk is the chance that a set of factors particular to an industry group will adversely affect stock prices within the industry.

Securities offered by HTS: (1) are not FDIC (Federal Deposit Insurance Corporation) insured; (2) are not bank deposits; (3) are not guaranteed by any bank or by any other federal government agency. None of the named entities are affiliates of HTS or HSAM. Hilltop Securities Asset Management (HSAM) is an SEC-registered investment advisor. Hilltop Securities Inc. (HTS) is a registered broker-dealer, registered investment adviser and municipal advisor firm that does not provide tax or legal advice. Member of FINRA & SIPC. HTS and HSAM are wholly owned subsidiaries of Hilltop Holdings, Inc. (NYSE: HTH) located at 717 N. Harwood St., Suite 3400, Dallas, Texas 75201, (214) 859-1800, 833-4HILLTOP.

Copyright 2025, S&P Global Market Intelligence. Reproduction of any information, data or material, including ratings ("Content") in any form is prohibited except with the prior written permission of the relevant party. Such party, its affiliates and suppliers ("Content Providers") do not guarantee the accuracy, adequacy, completeness, timeliness or availability of any Content and are not responsible for any errors or omissions (negligent or otherwise), regardless of the cause, or for the results obtained from the use of such Content. In no event shall Content Providers be liable for any damages, costs, expenses, legal fees, or losses (including lost income or lost profit and opportunity costs) in connection with any use of the Content.

A reference to a particular investment or security, a rating or any observation concerning an investment that is part of the content is not a recommendation to buy, sell or hold such investment or security, does not address the suitability of an investment or security and should not be relied on as investment advice. Credit ratings are statements of opinions and are not statements of fact.










02 Clear Creek ISD Qtrly 2-28-26

Final Audit Report

2026-03-18

Created:	2026-03-16
By:	Shamaira Jagrup (sjagrup@ccisd.net)
Status:	Signed
Transaction ID:	CBJCHBCAABAA6q_Y-zw6BLeZf76nFalkT3mPgCPrkweE

"02 Clear Creek ISD Qtrly 2-28-26" History

-  Document created by Shamaira Jagrup (sjagrup@ccisd.net)
2026-03-16 - 5:44:08 PM GMT
-  Document e-signed by Shamaira Jagrup (sjagrup@ccisd.net)
Signature Date: 2026-03-16 - 5:45:51 PM GMT - Time Source: server
-  Document emailed to Alice Benzaia (abenzaia@ccisd.net) for signature
2026-03-16 - 5:45:54 PM GMT
-  Email viewed by Alice Benzaia (abenzaia@ccisd.net)
2026-03-18 - 7:08:32 PM GMT
-  Document e-signed by Alice Benzaia (abenzaia@ccisd.net)
Signature Date: 2026-03-18 - 7:08:57 PM GMT - Time Source: server
-  Document emailed to Jeffrey Kohlenberg (jkohlenb@ccisd.net) for signature
2026-03-18 - 7:09:03 PM GMT
-  Email viewed by Jeffrey Kohlenberg (jkohlenb@ccisd.net)
2026-03-18 - 10:19:06 PM GMT
-  Document e-signed by Jeffrey Kohlenberg (jkohlenb@ccisd.net)
Signature Date: 2026-03-18 - 10:19:28 PM GMT - Time Source: server
-  Agreement completed.
2026-03-18 - 10:19:28 PM GMT