



# 6<sup>th</sup> Grade Summer Reading Packet

## *Hatchet* by Gary Paulsen

Dear Future 6th Grader,

This summer, you'll read *Hatchet* by Gary Paulsen in preparation for our first unit of English. When you arrive in August, we will study this award-winning adventure together, solidifying our understanding of literary terms for plot, conflict, and characterization and digging into reader thinking. This work will give us common terms for discussing literature and give *me* an opportunity to get to know *you* as a reader and writer.

I can't wait to meet you!

Mrs. Larzelere

**Directions:** Please read at a steady pace and complete the activities in this packet on your own. The packet will be collected during the first week of school, but the thinking you do to complete this work will be a starting point for class discussions and introductory writing activities.

1. **Annotate the book using the special chart provided.**
2. **Write short summaries after each part - seven (7) total.**
3. **Fill out the annotation chart for both the first and second half of the book.**

**Grading:** You will be assessed based on the following items.

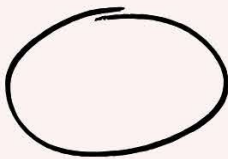
- **Effort** - You show care in annotations, summaries, and reflections.
- **Following Directions** - All parts of the packet are complete.
- **Thinking** - Your responses show thoughtful engagement with the book.
- **Detail** - Your summaries and work include clear examples from the text.

**How to Annotate:** Use this key to mark your book as you read. Do not ignore this step! Not only will it help you understand and remember the novel, but it will also make your first in-class assignments SOOOO much easier. Annotation is for *you*, not for me.

## ANNOTATION GUIDE



Highlight key words, phrases, and sentences that are important to your understanding of the work.



Circle words you don't know, then look them up and define them in the margins or on a Post-it.



Star provoking paragraphs or pages. Anytime you read and have an emotional response (sadness, anger, joy, heartache, etc.) put a star next to the passage. It is very likely this information will be useful in analysis later.



Underline and label literary devices (such as imagery and figurative language), as well as significant diction (word choice) and syntax (sentence structure, or the arrangement of words in a sentence).



Write questions or comments in the margins- your thoughts or "conversation" with the text.


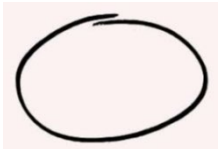



**Make sure you stop every few chapters to fill in the summary chart on the following page.**

# Hatchet Chapter Summaries


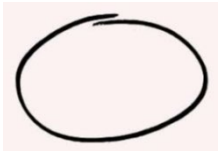



Student Name \_\_\_\_\_

Chapters	Summary (2-3 sentences)
1-3	
4-6	
7-9	
10-12	
13-15	
16-18	
19-Epilogue	

On the chart below, write what you consider to be **two of your best** annotation examples for each category from the first half of the book. Include the page number(s) for each example. The use of extra paper is allowed, if needed.

 <p>What did you <b>HIGHLIGHT</b>? key words, phrases, and sentences</p>	
 <p>What did you <b>CIRCLE</b>? words you don't know; include their definitions</p>	
 <p>What did you <b>STAR</b>? provoking paragraphs and your emotional response</p>	
 <p>What did you <b>UNDERLINE</b>? literary devices and their type – HINT: think about choices the writer made</p>	
 <p>What's in your <b>MARGINS</b>? questions or comments</p>	

On the chart below, write what you consider to be **two of your best** annotation examples for each category from the second half of the book. Include the page number(s) for each example. The use of extra paper is allowed, if needed.

 <p>What did you <b>HIGHLIGHT</b>? key words, phrases, and sentences</p>	
 <p>What did you <b>CIRCLE</b>? words you don't know; include their definitions</p>	
 <p>What did you <b>STAR</b>? provoking paragraphs and your emotional response</p>	
 <p>What did you <b>UNDERLINE</b>? literary devices and their type – HINT: think about choices the writer craft</p>	
 <p>What's in your <b>MARGINS</b>? questions or comments</p>	