

 **DUBLIN** CITY SCHOOLS

Board of Education Meeting

April 27, 2026

Public Participation

TIMER

CORE VALUES

*Take Responsibility
Always Growing
Better Together*



Board Committee *Reports*

CORE VALUES


*Take Responsibility
Always Growing
Better Together*



Student Representative *Update*

CORE VALUES

*Take Responsibility
Always Growing
Better Together*





Superintendent's *Reports and Action Items*



DR. JOHN MARSCHHAUSEN

Superintendent

Leadership Announcements

Congratulations to Our New High School Principals



Wayne Tsai
Coffman High School



Dr. Bryan Arnold
Jerome High School

Understanding Attendance Data



State Attendance Dashboard

- Plan to participate beginning in the 2026–27 school year
 - Allowing time for statewide system integration to stabilize
- New platforms connecting multiple Student Information Systems (SIS) often require refinement to ensure accuracy and reliability

Additional Considerations

- Attendance data is not black and white
- College Credit Plus (CCP) creates unique challenges
 - Some students are not physically on campus
 - Others are off campus for a significant portion of the school day

Phase II: Key Milestones Ahead



April 16-20

Community survey

April 20

RFP issued for GIS firm



We are here!



April 27

Board reviews survey results

Board appoints two members to prepare boundary criteria

Phase II: Key Milestones Ahead

May 21

Board awards contract to GIS firm

Board adopts Boundary Criteria

May 11

First reading of Boundary Criteria

Board reviews RFP submissions

June 29

Map presentation





Planning NEXT

Survey Data

Community-wide Survey

- 1. Open from April 16-20**
- 2. Contained 6 questions (2-3 demographic and 3 redistricting-focused)**
- 3. Received 3,484 responses**

Results: Demographic

1. How are you connected to the school district?

- a) Parent/guardian of a current student – 81.9%
- b) Community member without school-age children – 16.7%
- c) Business owner or employer in the school district – 2.5%
- d) Other – 2.2%
 - Other responses include student, grandparent, teacher, staff

Note: Respondents could select multiple options; counts may exceed 100%.

Results: Demographic

2. What grade level is your student(s) in?

- a) Kindergarten – 14.1%
- b) Grades 1-3 – 29.9%
- c) Grades 4-5 – 24%
- d) Grades 6-8 – **41.5%**
- e) Grades 9-12 – 37.4%

Note: Respondents could select multiple options; counts may exceed 100%.

Results: Demographic

3. Which high school attendance area do you currently live in?

- a) Jerome – 61.4%
- b) Coffman – 32%
- c) Scioto – 5.9%
- d) Not sure – .7%

Results: Redistricting

1. Which redistricting approach do you support?

- a) Prioritize proximity (even if it requires a "domino effect") – 53%
- b) Minimize the total number of students moved – 47%

Results: Redistricting

- 2. Rank these considerations for defining proximity to a school building (1 = most important).**
 - a) Travel time to a school building ranked #1 - 54.6%
 - b) Mileage to a school building ranked #1 - 44.9%

Summary of Open-Ended Comments

Proximity & Transportation

- Students should attend the nearest school; walk/bike access cited in 18.8% of comments
- Transportation safety is a top concern (23.0%), dangerous crossings, heavy traffic on Riverside Dr., risks for young drivers
- Bus ride length and commute time are closely related (18.3%); commenters urge district to minimize travel time

Growth, Overcrowding & School Capacity

- Nearly 1 in 5 comments (18.9%) talk about residential development driving redistricting need, think newer communities should be reassigned before established neighborhoods
- Respondents comment that housing was approved without considering capacity in the schools

Summary of Open-Ended Comments

Community & Social Impacts

- Strong theme around keeping neighborhoods and peer groups together (20.3%)
- Concern about social disruption of separating children from friends, especially in middle and high school
- Feeder pattern continuity (same elementary to middle to high school) raised in 7.4% of comments
- Many advocate for grandfathering current students so they can finish at their current school

Summary of Open-Ended Comments

Fairness & Balance

- Calls for socioeconomic diversity across all three high schools, do not concentrate lower-income populations at one school
- Comments discuss prioritizing what is best for students overall, not catering to the loudest voices

Process & Trust

- Commenters ask the district to be transparent, use data from the engagement process, and follow through on decisions

Thank you

Community Input: Multiple Avenues



Focus Groups



**Fallon Public
Opinion Poll**



**Community-wide
Survey**



Questions & *Discussion*



Treasurer's

Reports and Action Items



MR. BRIAN KERN

Treasurer



Academics & Student Learning

Reports and Action Items



Dr. Jennifer Schwanke

Deputy Superintendent

LiFEsports Update

LiFEsports™
at The Ohio State University®



LiFEsports X Dublin City Schools

Sport Participation/Access, Skill
Development, and Retention

Progress Update: DCS School
Board

LiFE*sports*[™]

at The Ohio State University®

DUBLIN CITY SCHOOLS

LiFEsports Participation 2022-2025

- Since 2022, **395 youth** have participated in the **LiFEsports summer** camp offered at Dublin City Schools
- On average, **approximately 50%-65% of youth** (4th-8th grade) return to camp each year
- The population served includes youth who:
 - 1) score **low on an indicator of social-emotional skills**;
 - 2) **are identified as in need of social-emotional intervention** by district mental health specialists or school counselors;
 - 3) are families **in need of free summer programming** for youth experiencing the effects of poverty and its correlates.
- Since 2022, the DCS site has supported research on the intervention in collaboration with OSU

WHAT WE TEACH



Social Skills

Self-Control, Effort, Teamwork & Social Responsibility



Sport Sampling



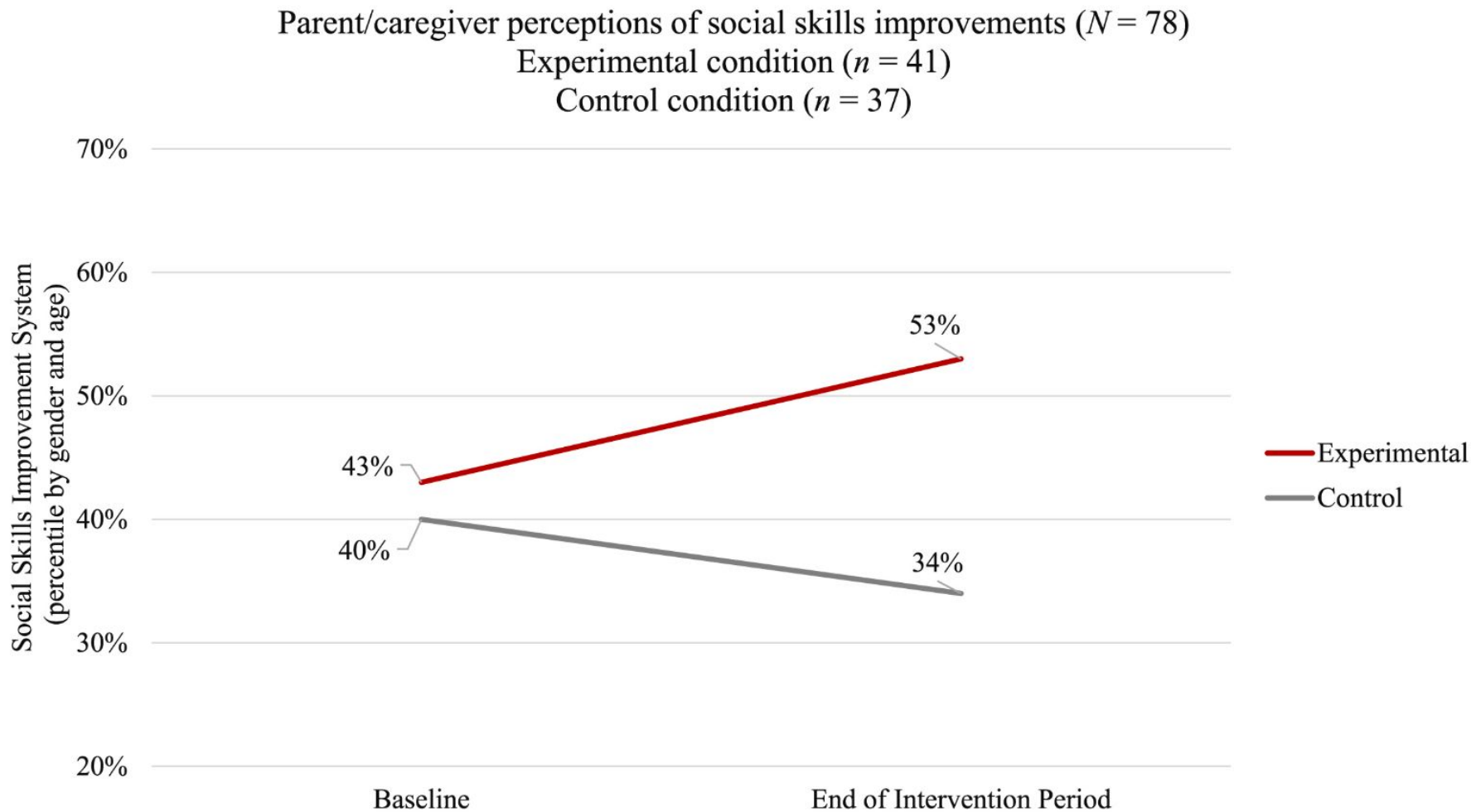
Healthy Lifestyles

Physical Health, Mental Health and Violence Prevention



Higher Education & Career Aspirations

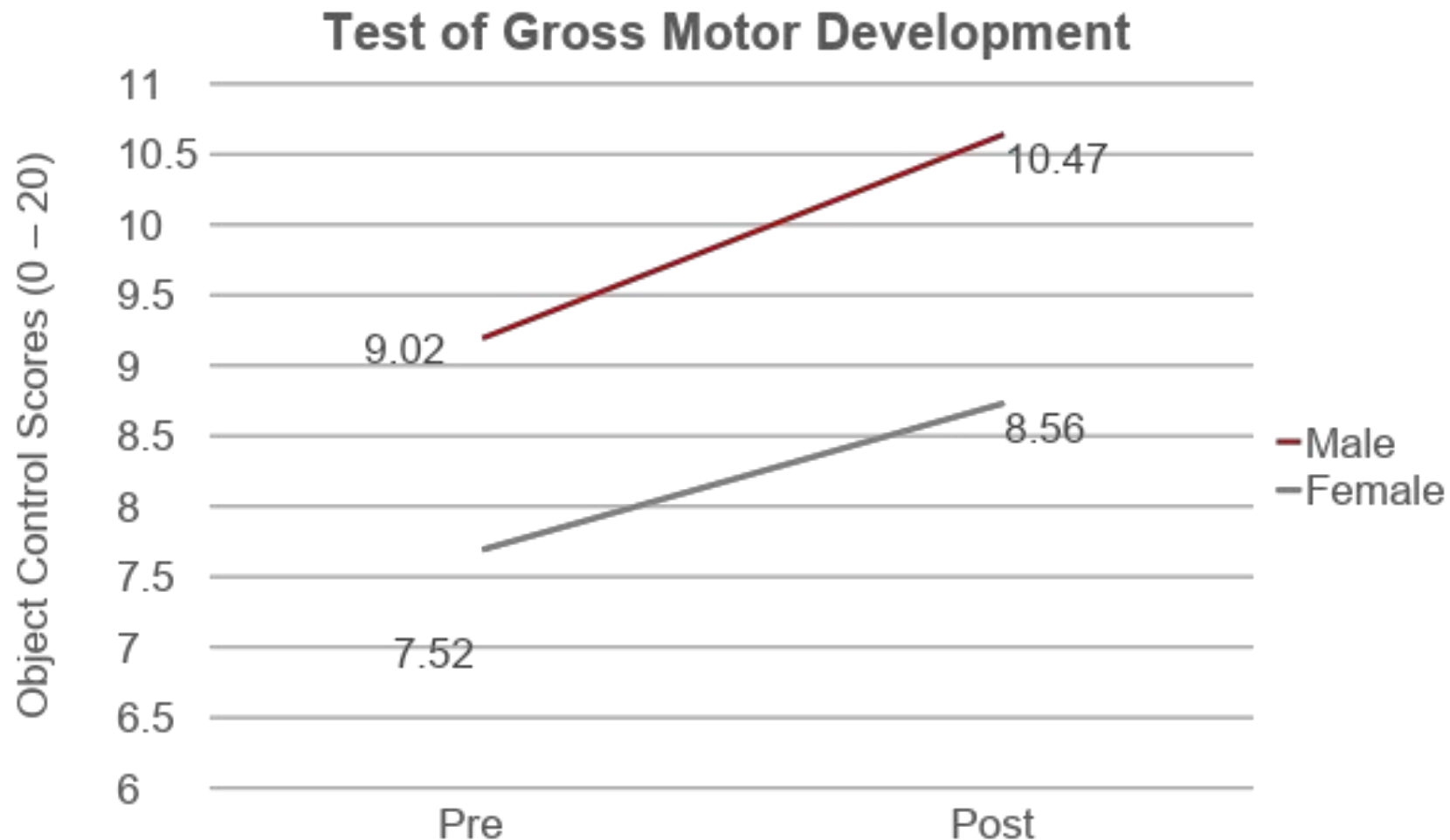
Randomized Study: Social Skills



One group participated in June (**experimental**), and the other was deferred to July (**control**).

LiFEsports youth improved by +10 percentile points in **social skills, while the **control group declined**.**

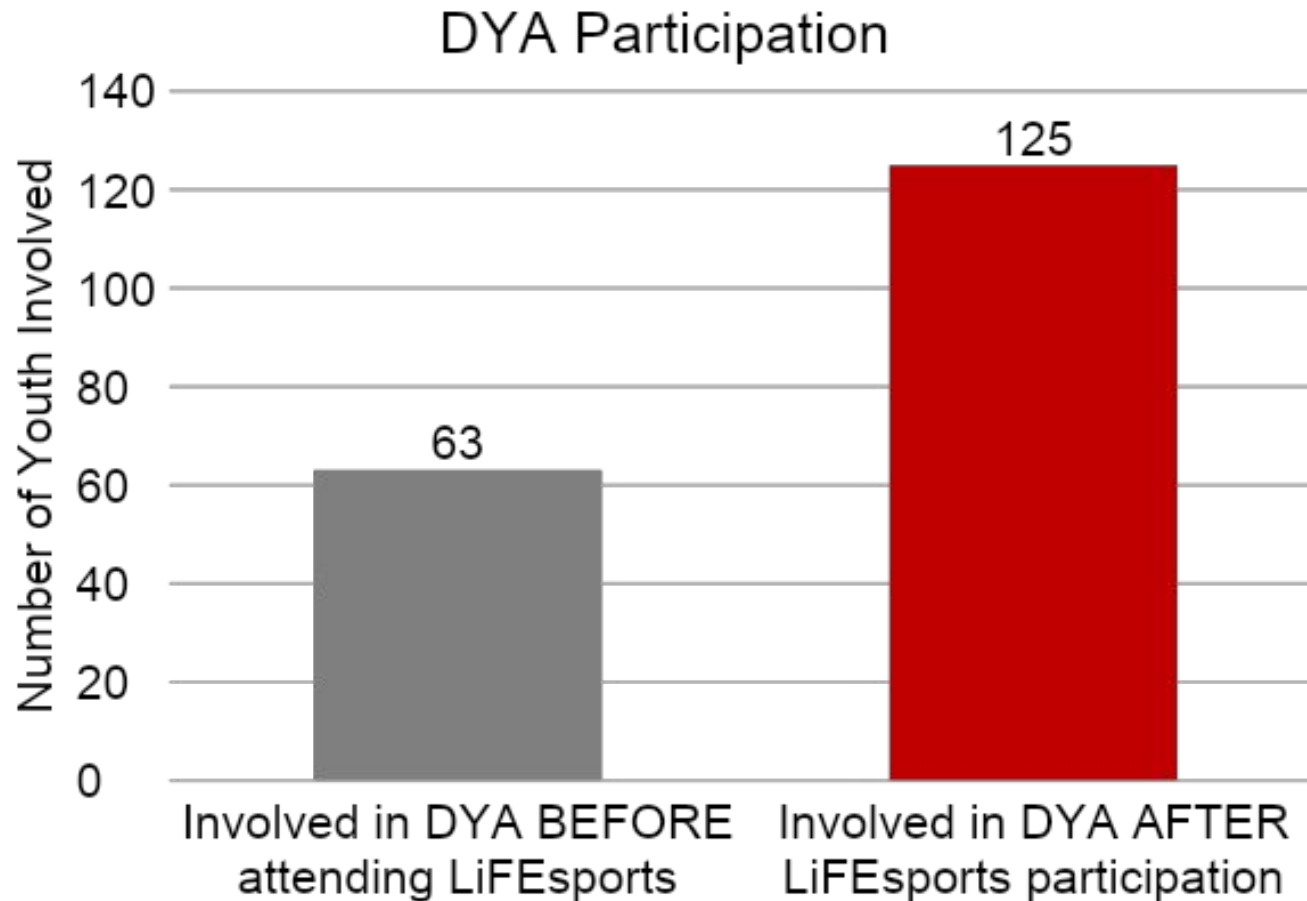
Fundamental Motor Skills



Both boys and girls **demonstrated meaningful improvements** in object control skills from pre- to post-test.

Early improvement in FMS is linked to **higher likelihood of sustained physical activity and sport involvement** later in life.

Retention in Sport



Participation in community sport among some of DCS' most vulnerable youth **has doubled.**

Of these youth, **30 have received DYA scholarships.**

Reflective of **1 in 3** youth remaining involved in sport after attending LiFEsports.

Summer 2026

June 8th – July 3rd

Chapman Elementary School

Tour scheduled: June 12 & 23

RSVP to:

jimsauter@cameronmitchell.com





Operations

Reports and Action Items



MR. JEFF STARK

Chief Operating Officer



Human Resources

Reports and Action Items



MR. BRYAN BUONI

Executive Director of Human Resources

 **DUBLIN** CITY SCHOOLS

Board of Education Meeting

April 27, 2026

Special Awards

CORE VALUES

*Take Responsibility
Always Growing
Better Together*



State Champion *Awards*

CORE VALUES

*Take Responsibility
Always Growing
Better Together*



Golden Shamrock Awards

CORE VALUES

*Take Responsibility
Always Growing
Better Together*

