



**Red Bank  
Borough Public  
Schools**

# **2026-2027 Public Budget Hearing**

**Dream BIG...We'll Help You Get There!**



# Vision & Mission



## Vision

We believe our children should Dream BIG. We will inspire. We will challenge. They will achieve.



## Mission

Driven by the needs of our children, we provide a safe, nurturing and challenging learning environment for every student every day.



DREAM **BIGGER**

2024-2029

A Five Year Roadmap

- **Recruitment & Retention**
- **Funding Advocacy**
- **Extracurricular Programming**
- **Facilities Expansion**
- **Outdoor Space**
- **Safety and Security**
- **Community Partnerships**
- **RBR and Peninsula Articulation**
- **SEL, Health and Wellness**
- **Parent Involvement**

# Red Bank Borough Public Schools

## ROADMAP TO THE FISCAL YEAR 2027 BUDGET

We are currently in the heart of the Fiscal Year 2027 budget season. As we wait for the release of state aid figures, our team is working diligently to ensure our resources align with our core educational priorities: safety, student learning, and inspiring every child to Dream and Achieve BIG. With state aid numbers expected this Thursday, March 12, we will have a narrow six-day window to finalize the preliminary budget for Board of Education approval.

Our goal remains a fiscally responsible plan that meets all state requirements while exceeding our community's expectations.



### Phase I: Planning & Proposal - November 2025 – January 2026

- Budget packets, forms, and instructions issued to the Leadership Team.
- Schools and Departments align educational priorities with formal budget requests.
- Individual review meetings held with Leadership to refine proposals.

### Phase II: Review & Drafting - January – February 2026

- Ongoing collaborative strategy sessions with the Superintendent, Business Administrator and BOE Finance Committee.
- BOE Finance Committee meetings and budget orientation for Board members.
- Developing multiple fiscal scenarios pending final State Aid figures.

### Phase III: Approvals & Adoption - March – April 2026

- **March 10:** Governor Sherrill's FY2027 Budget Address
- **March 12:** Release of State Aid Allocations (Anticipated)
- **March 17:** BOE Approval of Tentative Budget
- **March 27:** Submission of Tentative Budget to County
- **April 24:** Deadline for County Approval
- **April 28:** Public Hearing & BOE Final Budget Adoption
- **April 30:** Final Budget Published to District website



For years, our district has navigated a funding landscape defined by volatility and inconsistency. As we author the 2026-2027 chapter of our Best in America story, that challenge remains.

**Delivering on our promise to our students and families requires us to strategically overcome key fiscal obstacles and fixed costs:**

- Increase of \$2,200,000 in Health Benefits Costs
- Declining State and Federal Funding
- Expected Decrease in Preschool Expansion Aid
- Rising Costs of Special Education Services
- Increase in Property/Casualty Insurance Rates
- Expected Increases in Energy Costs (Gas/Electric)
- Increase in Transportation Costs
- Contractual Obligations



### Dreaming BIGGER

To manage extraordinary increases in healthcare premiums, the State provides a waiver allowing districts to exceed the 2% tax levy cap. To protect our staff, programs and class sizes, *we anticipate utilizing and potentially maximizing* this waiver to cover approximately 75% of the healthcare increase. This strategic move - representing \$1.65 million of the \$2.2 million increase - results in a *potential* tax levy increase of 9.52%. *By accessing these funds, we can minimize cuts to the essential services our students and families rely on.*

Between March 17 and April 28, we will continue to refine the 2026-27 budget before final Board of Education approval. You can expect regular updates on the proposal during this period. Moving forward we will continue to advocate for funding reform, pursue grant opportunities, and expand our partnerships. *The foundation we have built is a strong one and the story of the Red Bank Borough Public Schools is filled with inspiration, BIG Dreams and striving to be the Best School District in America.* It's a story about children running into schools in the morning just as fast as they run out at the end of the day and it's a story that resonates with the perfect balance of rigor and nurture.



2%

7.52%





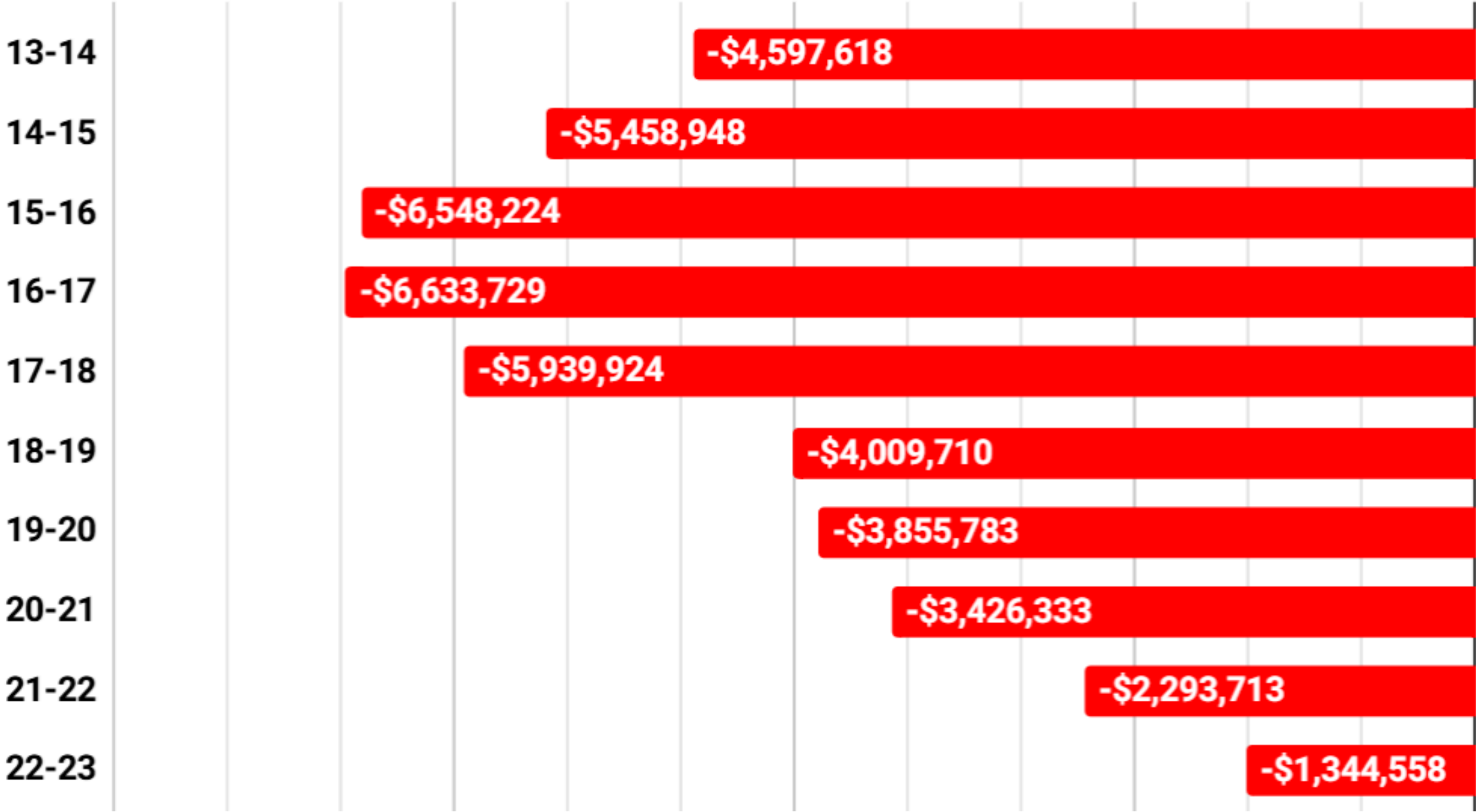
**Transportation**

**Class Size**







# Underfunded -\$44,108,540



# Community Partnerships



# October 15 ASSA Enrollment Report












	22-23	23-24	24-25	25-26	26-27
PK3	92	69	67	73	70
PK4	95	86	74	70	82
K	114	96	90	79	69
1	128	113	94	93	79
2	112	134	116	97	94
3	115	114	131	117	97
4	120	120	117	137	115
5	115	119	115	113	135
6	126	120	121	114	114
7	114	124	123	115	112
8	126	116	124	128	113
<b>TOTAL</b>	<b>1257</b>	<b>1211</b>	<b>1172</b>	<b>1136</b>	<b>1080</b>

*The yellow and green shaded cells represent projected enrollment.*

# 4th Grade Sections

**Approved Budget**  
**April 2025**

**Needed Adjustment**  
**September 2025**



# Annual Maintenance & Custodial Expenditures

**HVAC, Boiler, Plumbing & Electrical Upkeep**

**Routine Maintenance and System Inspections**

- Smoke, Fire, and Boiler

**Carpet & Window Cleaning**

**Gym Refinish and Stage Recoating**

**Paper Products, Cleaning Materials & Winter**

**Weather Products**

**Pest Control, Lawn Care & Exterior Maintenance**

**Safety & Security Maintenance & Upgrades**

**Custodial Services Agreement**



# Annual Expenditures: Primary & Middle School

## Instructional Supplies (General/Special & ESL/Bilingual)

- All Content Areas and Special Areas Resources/Supplies
- Grades K-8: 4 to 6 Sections Per Grade Level
- Bilingual: 4 Sections in Grades K-8
- Special Education - 8 Self-Contained Sections

## Non-Instructional Supplies

Administrative, Health Office & Counselors

## Co-Curricular Activities

- Athletic Program & Activity Advisors

## Extra Work-Extra Pay (EWEP)

- School Counselors & Nurse Summer Hours

## Other

- Bus and Lunch Aides



# Annual Expenditures: Student Services

**Out-of-District Tuition:** 6 (Includes 1 at RBCS)

## Transportation

- Out-of District and In-District

## Extended School Year (ESY)

- Staffing/Transportation/Supplies

## Supplies/Materials

- Child Study Team (CST) & Related Services
- Special Education Classes
  - Preschool Disabled, Multiple Disabled, Learning & Language Disabled and Pull-Out Resource Classes

## Health & Therapy Consultant/Contract Services

## Frontline Platform for IEP Direct/RtI/504: Annual Increase



# Annual Expenditures: Curriculum & Instruction

## Extra Work Extra Pay (Hourly Rate)

- Curriculum Writing & September Packets and Translators

## Digital Subscriptions

## LinkIt! Data Warehouse Tool

## Parent Involvement

## New Teacher Orientation


## DREAM Team

## Professional Development

## Memberships

## AVID & PLTW

## Testing Materials & Related Costs



# Annual Expenditures: Technology

## Software Licensing

- Google, Microsoft Office, Security, Student Information System, Budget & Personnel, Staff Evaluations, Website and ParentSquare

## Device Replacement Schedule (Includes Grades 1-8)

- **Chromebooks:** 4 Years
- **iPads:** 4 Years
- **Laptops:** 4 Years
- **LCD Projectors:** 7 Years


## Internet Connectivity

## Security/MFA (Multi Factor Authentication)

## Telephony

## Printing Costs

## Equipment Maintenance & Replacement



# Fortifying Community Assets



## Primary School

Main Office Reconfiguration  
Courtyard Beautification  
Parking Lot & Sidewalks  
Canopy & Entryway  
Improved Drainage  
Electrical Upgrade

## Funding Sources

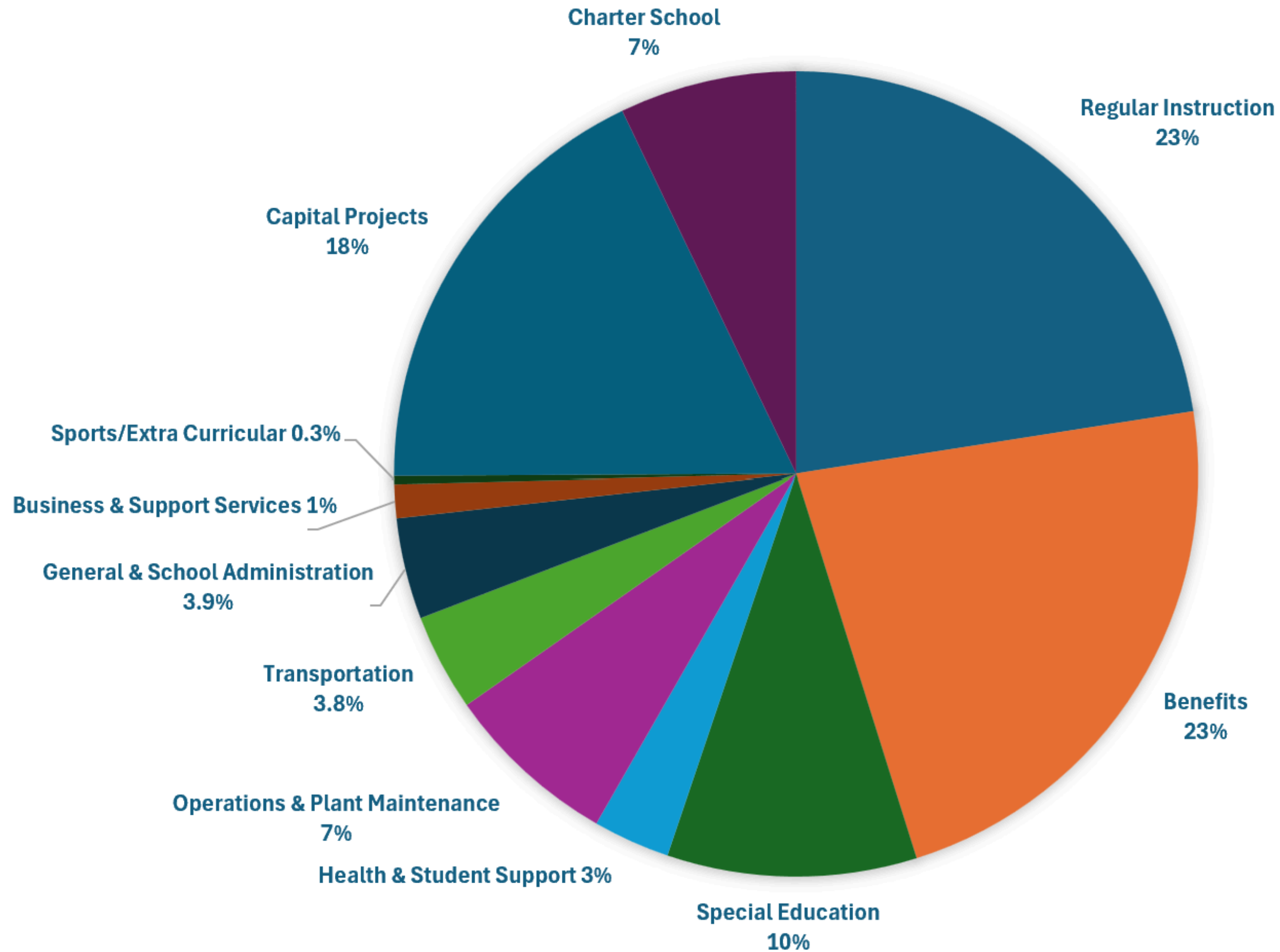
Referendum  
ROD Grant  
Capital Reserve/ARP

*Red Indicates Project Complete*

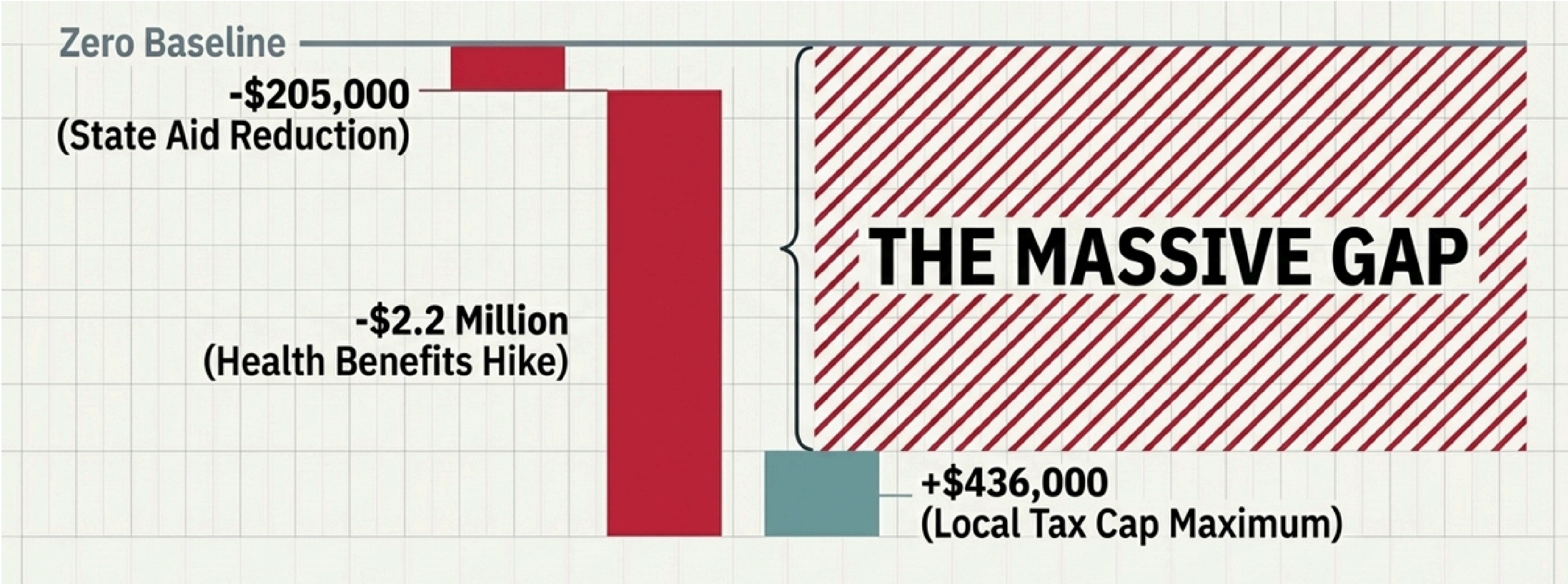
## Middle School

HVAC/Boiler Replacement  
Fields/Courts, Path & Pavilion  
Maintenance Building  
Public Address (PA) System  
Parking Lot  
Cafe Redesign

# General Fund Expenses

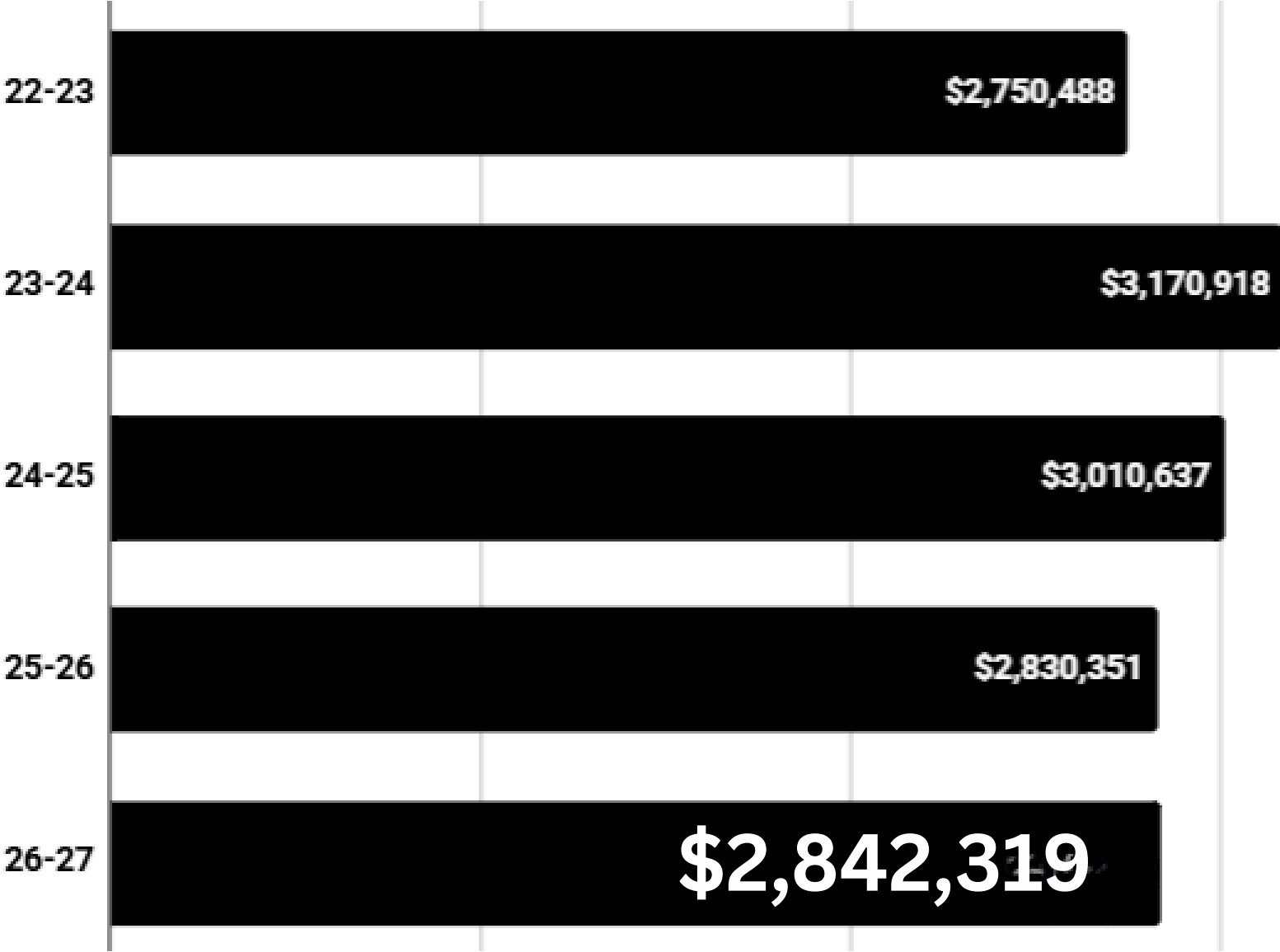


# HEALTH INSURANCE HURDLE



Health insurance pressure driven by an unavoidable 30% hike in premiums.

# Charter School Payment



**5 Year Average = \$2,920,943**

# Charter School Enrollment

YEAR	RB	NON-RB	TOTAL
21-22	193	7	200
22-23	188	7	195
23-24	185	4	189
24-25	174	9	183
25-26	146	23	169

# Budget Overview

As of March 17, 2026

<b>2025-2026 State Aid</b>	\$6,845,589
<b>2026-2027 State Aid</b>	\$6,640,221
<b>Difference</b>	\$205,368 (-3%)
<b>Banked Cap Available</b>	\$0
<b>7.52 % Health Care Adjustment</b>	\$1,640,010
<b>2% Tax Levy Increase</b>	\$435,900
<b>9.52% Tax Levy Increase</b>	\$2,075,910

“

**It's the people and not  
the programs that make  
the biggest difference  
in the education.**

**Chandra Shaw**

Education Week

# Federal Grants

<b>TYPE</b>	<b>25-26</b>	<b>26-27</b>	<b>NOTES</b>
<b>Title I</b>	<b>\$446,635</b>	<b>\$334,976</b>	Parent Involvement, Literacy Support, Homeless Funds, PD, Academic Intervention & Programming
<b>Title II</b>	<b>\$53,957</b>	<b>\$40,468</b>	Professional Development (Includes Non-Public)
<b>Title III</b>	<b>\$69,057</b>	<b>\$51,793</b>	Support for Multilingual Learners, SEI PD and Parent Involvement
<b>IDEA</b>	<b>\$327,357</b>	<b>\$245,518</b>	Out of District Tuition
<b>IDEA PK</b>	<b>\$22,823</b>	<b>\$17,117</b>	Speech, BCBA, OT & PT Services
<b>TOTAL</b>	<b>\$919,829</b>	<b>\$689,872</b>	\$229,957 (25% Anticipated Reduction)

# Budget Adequacy

Per the State, the District's 26-27 Budget is **under adequacy**.

<b>District Adequacy Budget Per State</b>	<b>\$29,705,028</b>
<b>Tax Levy</b> (Levy + Health Care Waiver)	<b>\$23,870,921</b>
<b>Equalization Aid</b>	<b>\$3,214,785</b>
<b>Amount Under Adequacy</b>	<b>\$2,619,322</b>

With the proposed tax levy increase of 9.52%  
**we will remain under adequacy.**

# Local Fair Share

According to the State, our tax levy is **under local fair share**.  
The expectation is we should be **generating that money locally**.

<b>Local Fair Share</b>	<b>\$27,387,045</b>
<b>Tax Levy</b> (Levy + Health Care Waiver)	<b>\$23,870,921</b>
<b>Amount Under Local Fair Share</b>	<b>\$3,516,124</b>

<b>BUDGET PROPOSAL</b>	<b>TAX LEVY DOLLARS</b>
<b>Tax Levy</b>	<b>\$435,900</b>
<b>Health Care Adjustment</b>	<b>\$1,640,010</b>
<b>Tax Levy Increase</b>	<b>\$2,075,910</b>

**Average Red Bank Home Value = \$651,977**

**Average Household  
Impact**

**\$34 Per Month**



<b>YEAR</b>	<b>TAX LEVY</b>	<b>CPI*</b>
<b>2021</b>	<b>2.0%</b>	<b>4.7%</b>
<b>2022</b>	<b>2.0%</b>	<b>8.0%</b>
<b>2023</b>	<b>2.0%</b>	<b>4.1%</b>
<b>2024</b>	<b>2.91%</b>	<b>2.9%</b>
<b>2025</b>	<b>9.95%</b>	<b>3.2%</b>
<b>2026</b>	<b>9.52%</b>	<b>3.0%</b>
<b>AVERAGE</b>	<b>4.73%</b>	<b>4.32%</b>

**Tax Levy  
Increase  
vs  
Consumer  
Price Index**

*\*Consumer Price Index ("CPI") based on U.S. Bureau of Labor Statistics Annual Percent Change.*



# Points of Pride

- Certificate of Excellence in Financial Reporting - 8 Years
- 17 NJDOE Exemplary Elementary and Secondary Educators
- 30+ Community Partnerships
- Suitable Class Sizes in Preschool - Grade 8



## Red Bank Borough Public Schools

This budget brings **improved financial stability** for the short-term and best **prepares us for the uncertainty** that lies ahead.

Most importantly, it ensures we can continue striving to be the **Best in America** so we can be certain we are the best for the students, families and community of Red Bank.

**Dream BIG...We'll Help You Get There!**

