

2026-2027 Edition



Making the 5th to 6th Grade Transition

Lewis F. Mayer Middle School

2100 Campus Drive.

Fairview Park, OH 44126


Phone: 440.356.3100

Table of Contents

Our Vision	Page 1 - 2
Getting Comfortable in Your New School	Page 3
6th Grade Daily Schedule	Page 4
School Supplies	Page 5
Time Management & Study Habits	Page 6
Subject Matters	Page 7
Academics	Page 8 - 17
Clubs	Page 18
Athletics	Page 19
Lockers	Page 20
Cell Phones	Page 21
Backpacks	Page 22
Cafeteria	Page 23
Drop-Off and Pick-Up	Page 24
Problem Solving, Making Good Choices	Page 25 - 26
Peer Pressure	Page 27 - 28
Making/Choosing Friends	Page 29 - 30
Bullying	Page 31 - 34
PBIS	Page 35
The Counseling Office	Page 36
Middle School Contacts	Page 37
Helping Your Child Be Successful	Page 38
Tips for Parents and Guardians	Page 39
Calming First Day Jitters	Page 40

01 Our Vision

To create a supportive and engaging learning environment where students acquire skills necessary for future success and every student is empowered to reach their potential.



02 The Fairview Advantage

Mission: We will deliver exceptional academic and extracurricular programs that challenge the mind, instill the joy of learning, and promote responsible citizenship.

Create

Innovate

Investigate

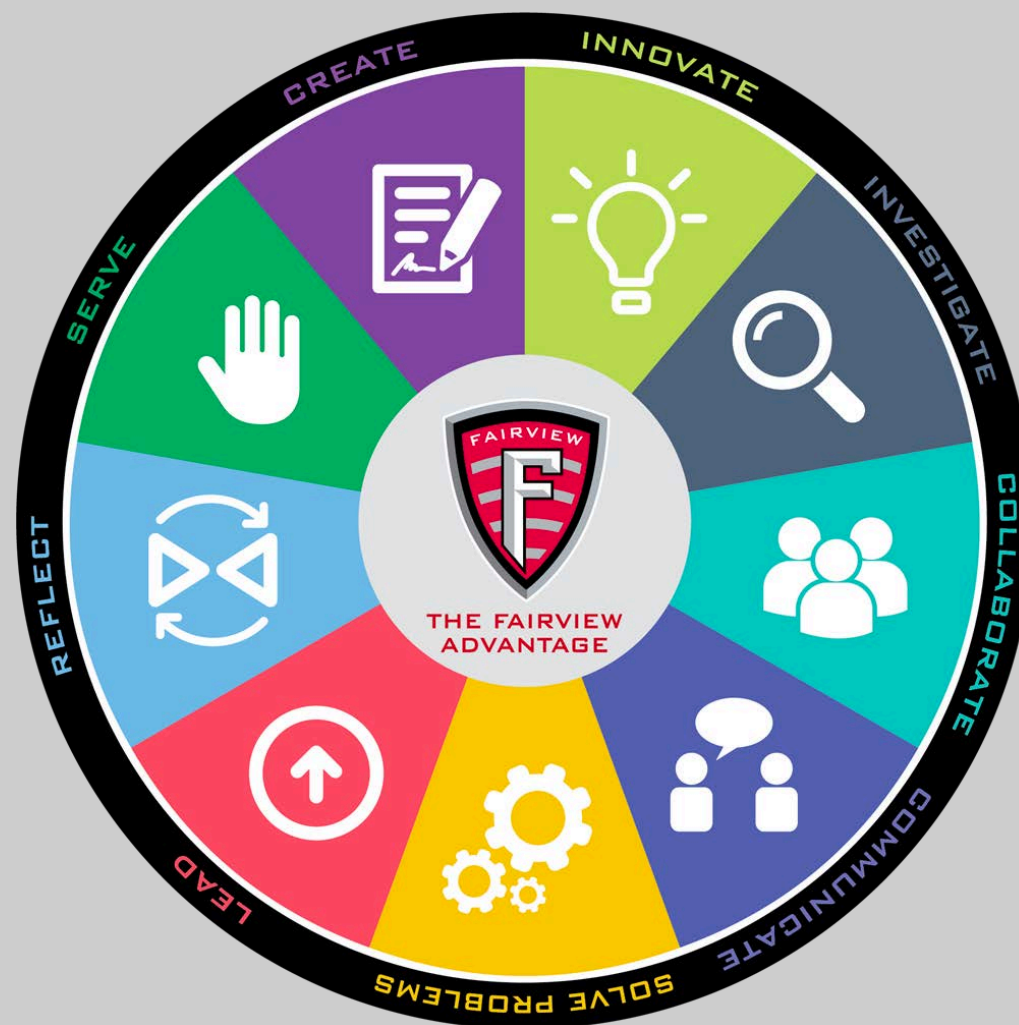
Collaborate

Solve Problems

Lead

Reflect

Serve



03 Getting Comfortable in Your New School

- All 6th grade lockers are located in the first floor hallway.
- 6th graders take most of their classes with 6th graders only.
- 6th graders have lunch together and at the same time as half of the 7th or 8th grade students. They are separated at different tables in the cafeteria.
- All middle school students are assigned a mentor period.



04 6th Grade Daily Schedule

- The majority of students begin at 8:18am, some at 7:30.
- 7 periods (45 minutes each)
- 30 minute lunch
- 30 minute Mentor Period
- Dismissal 2:57
- Office Hours once a week before school



* Any changes to the daily schedule will be communicated to parents in a timely manner.

05 School Supplies

School Supply lists are updated annually and can be found [HERE](#)

- The Parents Tab on the District Website can be a useful resource for this and many other helpful items.
- Within the first few weeks of school each student will be issued a MacBook for use during the year. Keep in mind:
 - They will need to take this home nightly and charge it.
 - We recommend keeping the charger at home so it does not become lost or stolen.
 - If they forget a computer, they can pick up a loaner for the day.



06 Time Management / Study Habits

Students will make the shift from having 1-2 teachers throughout the day to having many. With this comes more assignments to keep track of, varying teacher expectations, and navigating the change from one class to the next. Along with being responsible for all of the above, students must also be responsible for managing time; both at school and home. One key to academic success is finding a system that works for your student in tracking assignments (to-do lists) and prioritizing school and home activities. Your 6th graders will spend a lot of time throughout the year learning and demonstrating what good study skills look like.



07 Subject Matters

6th Grade Course Work

- Math
 - Advanced or Regular
- English Language Arts
 - Advanced or Regular
- Science
- Social Studies
- STEAM
- Health / Physical Education - Full Year - schedule permitting
- Music
 - Band
 - Choir
 - Orchestra



English Language Arts

In your 6th grade student's English/language arts class, the focus will be on both literature and written expression skills. For reading, they will work on several skills to extend their ability to analyze, describe, and summarize various forms of text. Emphasis will be placed on understanding of essential literary elements such as plot, theme, figurative language, and character development. In writing, the students will build upon their understanding of paragraph formation. This will lead to an introduction to writing a multi-paragraph essay. As the students demonstrate their understanding of texts in both reading and writing, they will also learn to support their thinking by identifying direct quotes and evidence that supports their viewpoint.



12 Academics

STEAM


Students will explore Science, Technology, Engineering, Art, and Math concepts through a variety of projects and design challenges. Students will be exposed to a variety of technologies such as: coding, electric vehicles, Architecture, and video game design with tools such as Tynker, Arckits, infentos, Spheros, Ozobots and Bloxels. Students will also be exposed to design challenges where they must work in teams with limited supplies to build things such as, bridges, battle bots, obstacle courses, towers and more.



6th Grade Health and Physical Education

Physical Education is organized to include group games, individual, and team sport activities. Motor skill development, lower game skills, and promotion of positive socialization will be the major objectives. The instructional program in sports may include: soccer, volleyball, basketball, softball, and tennis.

Health is designed to help students learn about their changing bodies, to help them sort out emotions, to aid them in maintaining optimum health as a lifelong process, and to show students how to take responsibility for making healthy decisions.



Middle School Clubs

- Student Council
- Builder's Club
- MS Drama Club (6th-8th)
- Power of the Pen
- Ski Club
- Gamers Club
- Stagecrafters (7th and 8th grade)
- Many others as ideas are presented.



19 Athletics

School Affiliated Athletics

School sanctioned sports are available in 7th and 8th grade.

Teams include:

- Cross Country
- Volleyball
- Cheerleading
- Football
- Wrestling
- Basketball
- Softball
- Track



20 Lockers

- All students will be assigned an individual locker.
- Locker assignments and combinations will be located in the top right corner of the students' schedule.
- Students are responsible for maintaining the cleanliness of their locker.
- Students must remember their combination.
- Staff members are always available to assist opening lockers. Combinations can be retrieved in the middle school main office through the school year.
- Organizers, mirrors, and decor are permitted inside of the locker as long as they do not cause damage to the school property.



21 Technology - Cell Phones

- Students may bring a cell phone to school, however...
- Per district cell phone policy:
 - Students are prohibited from operating a personal electronic communication device from the start of their day, 7:30 or 8:18 (schedule depending) until dismissal at 2:57.
 - Violations for having your cell phone visible during operating hours are:
 - 1st offense - confiscation of device, it will be returned to the student at the end of the day.
 - 2nd offense - confiscation of device, parent pick up of device. Extended Tuesday issued.
 - 3rd offense - confiscation of device, parent pick up and meeting with Administration or designee to discuss usage. Three days of In School Restriction issued.
 - Subsequent Offenses - confiscation of device, parent pick up and meeting with Administration or designee to discuss usage. Progressive Out of School Suspensions.



22 Backpacks



- Student backpacks are to remain in their locker during the day.
- Discuss with your student what could help them carry their materials and computers from class to class. Some students prefer a zip-up binder that holds it all or to obtain needed materials as the day goes on.



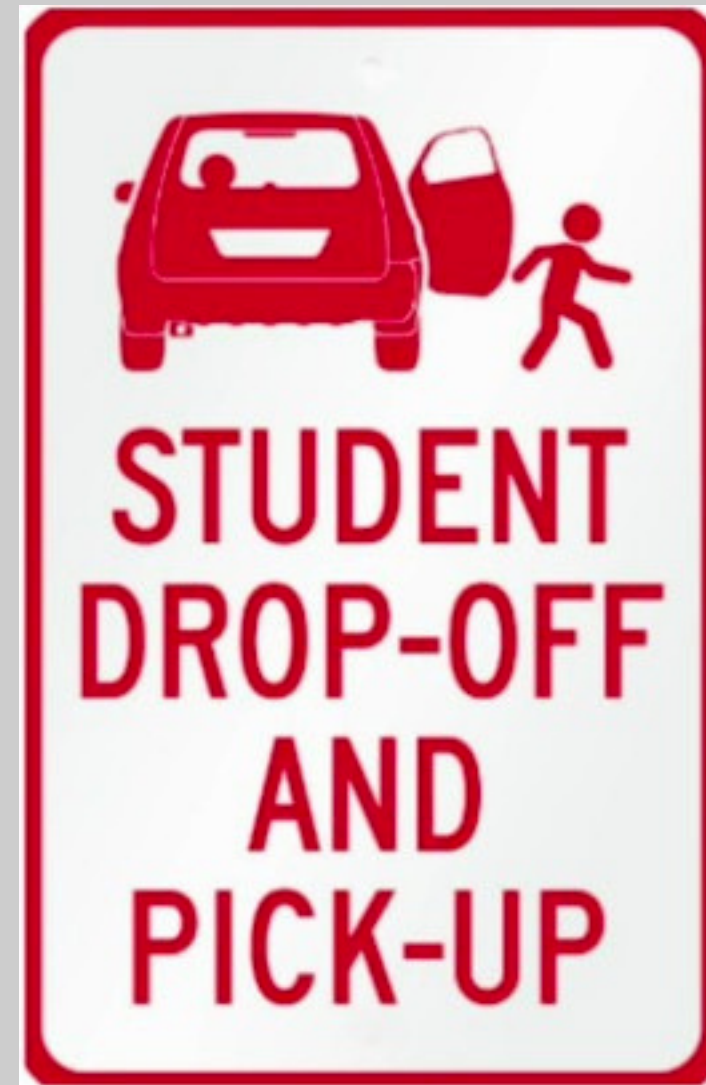
23 Cafeteria

- Students are able to purchase breakfast or lunch during the designated time periods.
- Students are to be in the cafe during the designated lunch period.
- Only the appropriate number of students per table.
- Students are responsible to maintaining a clean space, on the table and below.
- Students are expected to demonstrate good manners and talk in normal tones.
- Students 6-8 are not permitted to have laptops in the cafeteria during lunch.



24 Drop-Off and Pick-Up

- Student drop off is through the North campus doors.
- Cafeteria is open at 7:00 and students remain there until 8:10.
- Campus Drive is reserved for transportation buses and vans.
- Walkers may enter through North Doors or Campus Drive.
- Bike racks are located on the north side of the building near the gym entrance. Use a bike lock.
- Appointments: pick up or drop off in the middle school office.



Problem-Solving, Making Good Choices, & Responsibility

It is important to remember that students' first priority in middle school is to LEARN! That being said, social skills can greatly enhance their chance of having a positive environment in which to learn. As with everything in life, students will get out of middle school what they put into it.



Problem-Solving, Making Good Choices, & Responsibility

EFFORTS and CHOICES will directly affect grades, opportunities to participate in sports/activities, peer interactions, and relationships with adults both in and out of school. Part of growing up and gaining independence involves gaining the trust of both teachers and parents. To do so, students must demonstrate responsibility and the ability to make good choices across settings.

The students' ability to problem-solve and choose positive ways to interact with parents, teachers, and peers will aid in making their middle school experience successful!



Peer Pressure

Middle school is a time of great transition emotionally, physically, and socially. All of these changes can either be nurtured, or hindered by peers. Remember, peer pressure can be either positive or negative.

Examples of positive peer pressure are encouraging friends to study by offering to study with them or motivating them to work hard at a sport.

Examples of negative peer pressure are someone encouraging students to smoke, drink alcohol, or skip school.



Peer Pressure

In order to best handle social pressure, the following tips might be helpful:

1. Find friends with similar interests, values, and beliefs.
2. Be assertive - tell friends what you like/don't like.
3. Don't use alcohol or other drugs.
4. Avoid situations in which you know you could get in trouble.
5. Learn to handle conflicts in a positive way.
6. Talk with trusted adults about situations that you do not understand and/or that make you uncomfortable.



Making/Choosing Friends

ACT FRIENDLY. Smile a lot, be kind and courteous to others. Compliment people, without being annoying or fake. Always keep your head held high and never cross your arms over your chest or scowl, because that makes you seem mean and unfriendly.

JOIN A CLUB OR ACTIVITY. As simple as it might sound, joining a group or club can really increase your friendship circle. And who knows, you might have a talent for something you aren't even aware of, and you may develop a new skill.

JUST SAY HI! Go up to someone you would like to get to know and say "Hi" and offer a compliment or ask them a few questions. Smiles, but don't be over-the-top friendly or happy!

BE YOURSELF! It may sound cheesy, but the best friends are the ones who know the real you. Don't start wearing different clothes to make friends, just be yourself and see if they're friends potential. It really IS what's on the inside that counts.

TAKE CARE OF YOURSELF! Eat healthy, take regular showers/baths, and wash your face. A little hygiene can make all the difference.



Making/Choosing Friends

DON'T GOSSIP! If you say mean things behind a person's back, they **WILL** find out. Don't be a gossiper; don't spread gossip.

STAY OUT OF THE "DRAMA"! In the middle school, drama is around every corner. One little something said on IM, text message, or social media can ruin your reputation and destroy friendships. Try and be neutral if two groups of people who you're friends with start fighting. Stay away from people who start drama for the fun of it: you could end up getting hurt!

BE OPEN. To new experiences and new people. Keep your opinion open by being open-minded. Middle school is a great place to make new friends.



Bullying

Bullying is unwanted, aggressive behavior among school aged children that involves a real or perceived power imbalance. The behavior is repeated and pervasive over time, despite interventions to correct.

In order to be considered bullying, the behavior must be aggressive and include:

- An Imbalance of Power: Kids who bully use their power - such as physical strength, access to embarrassing information, or popularity - to control or harm others. Power imbalances can change over time and in different situations, even if they involve the same people.
- Repetition: Bullying behaviors happen more than once or have the potential to happen more than once.

<https://www.stopbullying.gov/bullying/what-is-bullying?scrlybrkr=e9bf703b>



Bullying

Types of Bullying

VERBAL Bullying is saying or writing mean things. Verbal bullying includes:

- Teasing
- Name-calling
- Inappropriate sexual comments
- Taunting
- Threatening to cause harm

SOCIAL Bullying, sometimes referred to as relational bullying, involves hurting someone's reputation or relationships. Social bullying includes:

- Leaving someone out on purpose
- Telling other children not to be friends with someone
- Spreading rumors about someone
- Embarrassing someone in public

PHYSICAL bullying involves hurting a person's body or possessions. Physical bullying includes:

- Hitting/kicking/punching
- Spitting
- Tripping/pushing
- Taking or breaking someone's things
- Making mean or rude gestures

<https://www.stopbullying.gov/bullying/what-is-bullying?scrllybrkr=e9bf703b>



Bullying

Parents, school staff, and other caring adults have a role in preventing bullying. They can:

- Help kids understand bullying. Talk about what bullying is and how to stand up to it safely. Tell kids bullying is unacceptable. Make sure kids know how to get help.
- Keep the lines of communication open. Check in with kids often. Listen to them. Know their friends, ask about school, and understand their concerns.
- Encourage kids to do what they love. Special activities, interests, and hobbies can boost confidence, help kids make friends, and protect them from bullying behavior.
- Model how to treat others. Show kids how to treat others with kindness and respect.

<https://www.stopbullying.gov/>




34 Social Life



35 Positive Behavior Interventions and Support

PBIS



Framework put into place to support students and staff that focuses on relationship building, working together & proactively to build/enhance the sense of community in the building.

Common set of CORE BELIEFS

- **P.R.I.D.E.**
- Student recognition will focus on the PRIDE acronym.



36 School Counselor



Assist in dealing with a crisis.

Help you to apply interpersonal skills.

Help you to learn academic achievement strategies.

SCHOOL Counselors

Provide academic planning and goal setting.

Listen and provide support.

Teach you to manage your emotions.

Advocate for student needs.

The infographic features a central title 'SCHOOL Counselors' with 'SCHOOL' in large, multi-colored letters and 'Counselors' in white on a pink background. Surrounding the title are seven icons and their corresponding descriptions: a speech bubble with a heart and a starburst, a rainbow, a star, a checklist with a pencil, hands holding a heart, a thought bubble, and a thumbs up.




37 Contacts



38 Supporting Your Child's Learning

What can you do to help your students **SUCCEED**?

- Assist them in developing GOOD habits.
- Establish a study time and place.
- Encourage your student to attend office hours for extra help!
- Ask them how their day went, good and bad.
- Teach them to ask for help and it is okay to do so!



39 Tips for Parents/Caregivers

- Bring your child to the middle school during August schedule pick up to help them get comfortable in the building and with their locker.
- Attend the 6th grade parent/student orientation in August.
- Encourage your child to participate in clubs/activities.
- Create a consistent supervised study time for your child.
- Encourage your child to ask for help when needed.
- Check in periodically about your child's progress.
- Allow your child to gain a sense of independence and responsibility.
- Encourage you child to advocate for themselves.
- It is important that your child is on time for school. Excessive tardiness may cause them to fall behind.
- Stay in communication with your child's educators through phone or email.
- Finally, DON'T forget that your child is young and there will be bumps in the road. Mistakes will be made, but it's all part of the learning process.



40 Easing 1st Day Jitters

VISIT THE SCHOOL AHEAD OF TIME. Locate your classrooms. Figure out the best way to get from one classroom to the next. Find the bathrooms, cafeteria, gym, office, nurses office, attendance, guidance, and how to open your locker.

LEARN YOUR SCHEDULE. Go over it ahead of time. Figure out a system for remembering which class to go to next and when to visit your locker. Make sure you have a copy of your schedule the first week of school.



PRACTICE NEW ROUTINES. Start going to bed and waking up on the school schedule a couple of weeks before school even starts. Determine how you are getting to school and when you need to leave.

GO OVER THE STUDENT HANDBOOK. Understand the rules and consequences for things like: Internet use, dress code, tardy to school or class, cell phones.