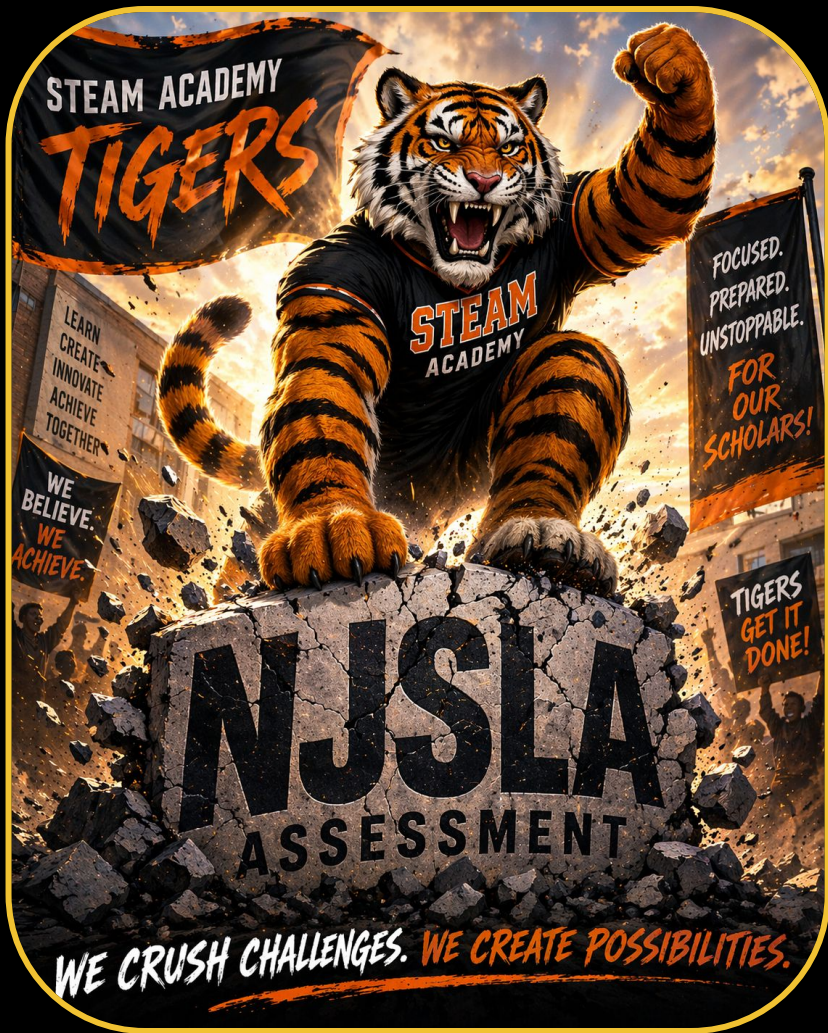


Welcome Parents - All Aboard!



Full STEAM Ahead







- **Understand the new NJSLA Adaptive Assessment**
- **Learn what has changed**
- **Know how this impacts your child**
- **Learn how to support your child at home**



The MPTCS Mission





The Mission:

The mission of Marion P. Thomas Charter School is to build culturally rich, transformative educational spaces that cultivate successful, lifelong innovators who use their passions, character, and intellect to better themselves, the greater Newark community, and the world beyond.



MPTCS Crest



As we continue to Reimagine our Village, we are unveiling a new crest that speaks to four core values. The crest will adorn the high school uniforms next year and has been designed to guide our young people and govern our work with them as follows:

- **The Sankofa Bird** is a West African adinkra symbol which means to “go back and get it.” We want our scholars to use knowledge from the past to inform, inspire, build a successful future, and give back to the community.
- **The Tree of Knowledge** symbolizes lifelong learning that is rooted in rich culture and well-rounded experiences.
- **The Torch** represents the igniting of fire, passion, and leadership in our scholars. We want them to be trailblazers and light their own paths.
- **The Tiger** encased in the heart signifies the balancing of strength, boldness, resilience, and prowess with compassion and strong character. We want our scholars to be good people who are courageous and self-aware.

What is NJSLA-A?

NJSLA Adaptive

- **New Jersey Student Learning Assessment - Adaptive**
- **Measures 3rd to 8th grade student progress in:**
 - **English Language Arts (ELA)**
 - **Writing**
 - **Mathematics**
 - **Science (5th & 8th grade) - Not Adaptive**
- **Aligned to the New Jersey Standards for each grade**
- **Part of the Student's Academic Record (3rd-12th grade)**

What is Adaptive Testing?

- **The test adjusts to your child's responses**
- **Questions become:**
 - **More challenging if answered correctly**
 - **Less challenging if students struggle**
 - **Questions will be from their current grade level**
- **Provides a more personalized testing experience**
- **Reduces discouragement and keeps scholars engaged**
- **Everyone is tested on the same standards**

Assessment Fairness

Even though students don't see the same questions, an adaptive test is fair because:

- Everyone is tested on the same grade level standards
- The difficulty adjusts, but the content does not
- Only grade-level items count towards the score
- More rigorous questions are weighted more than easier questions

Assessment Content

- The Reading test include a range of item types, including multiple choice, multi-select, and other interactive items. There will be two types of text: Literary and Informational.
- The Writing test consists of a single extended Response Item.
- The Mathematics test will include only machine scorable item types, it will not include extended response item (open ended).
- The Science test will be the same as in the past. Not adaptive.

ELA & Math

- The Reading and Math Units are 150 minutes long
 - Broken down into two sessions of 75 minutes, one session per day.
 - The number of questions ranges from 36 to 48.
 - *Students must pace themselves
 - **STUDENTS CAN COMPLETE ALL QUESTIONS IN ONE SESSION.**
 - We will monitor and stop scholars at question 25 on session 1.
 - *Students are allowed to review and change previously answered questions within a session.
 - However, if the test is paused for 20 minutes or longer, they will not have access to review/change their previous answers.

Writing & Science

- The Writing Assessment is one unit of 90 minutes
- Science have 4 parts, each part is 45 minutes long
 - Students will take two parts a day (90 minutes)
 - Only 5th and 8th graders will take the science assessment



Testing Schedule

NJSLA-A Testing Schedule				
Monday - 5/4	Tuesday - 5/5	Wednesday - 5/6	Thursday - 5/7	Friday - 5/8
	Reading Day 1	Reading Day 2	Writing	ELA Makeups
	75 minutes	75 minutes	90 minutes	
Monday - 5/11	Tuesday - 5/12	Wednesday - 5/13	Thursday - 5/14	Friday - 5/15
Makeups	Math Day 1	Math Day 2	Makeups	Makeups
	75 minutes	75 minutes		
Monday - 5/18	Tuesday - 5/19	Wednesday - 5/20	Thursday - 5/21	Friday - 5/22
Makeups	Science Day 1	Science Day 2	Makeups	Makeups
	Parts I & II	Parts III & IV		
	90 minutes	90 minutes		

Be on Time

- C-Gate open at 7:15 am for hot breakfast.
- A-Gate opens at 7:45 am. (K-8 entrance).
- Students are late after 8:05 am.
- Students will not be allowed to test if they arrive after 8:30 am.
- Students must complete session 1 before taking session 2.



ARE YOU READY?

5 Steps to Success



Online Practice Test

Get Familiar with the Test Format

The NJSLA-A is an important assessment that your child will take beginning May 5th. Sit with your child and familiarize yourself with the test format. Understanding the structure of the test will help your child manage their time more efficiently and reduce anxiety during the actual exam.

[Online practice Test Link](#)

5 Steps to Success

STEP 2

Encourage Good Study Habits

Help your child develop good study habits by setting aside time each day in a designated, quiet study space to complete homework, review important concepts and math facts, and read or write in their journal.

GOOD STUDY HABITS ✨
Build Today. Succeed Tomorrow.

- SET A SCHEDULE**
Choose a time each day to study and stick to it.
- STUDY IN A QUIET SPACE**
Find a quiet, comfortable place free from distractions.
- STAY ORGANIZED**
Keep your school supplies and materials neat and in one place.
- FOCUS & DO YOUR BEST**
Pay attention, ask questions, and give your best effort.
- REVIEW & PRACTICE**
Review what you learn and practice to build your skills and confidence.
- TAKE BREAKS**
Take short breaks, stretch, and come back refreshed.

Background image shows two students, a boy and a girl, sitting at a desk in a study space. The boy is writing in a notebook, and the girl is reading. On the desk are a laptop, a mug that says "You've Got This!", a pencil holder, and a stack of books with motivational phrases: "BE PREPARED", "PAY ATTENTION", "DO YOUR BEST", and "STAY POSITIVE". A sign on the desk says "STAY FOCUSED, WORK HARD, BE PROUD OF YOURSELF". In the background, there is a whiteboard with "TODAY'S PLAN" listing "Homework", "Read 20 Minutes", "Practice Math Facts", and "Review Notes". A poster on the wall says "EVERY DAY IS A CHANCE TO GROW".

★ FOCUS ✨ PLAN ★ STUDY ★ SUCCEED ♥

5 Steps to Success



Practice Makes Perfect

We have downloaded paper based test for each grade level along with the answer key. Practice with these sample tests and become more comfortable with the format and types of questions you can expect.

[Resource Folders Link](#)



Resource Folders

5 Steps to Success

STEP 4

Establish an Evening & Nighttime Routine

Provide your child with a healthy diet and encourage plenty of sleep. Eating healthy foods and getting enough sleep will help your child stay focused and alert during testing.



**Our cafeteria will have hot breakfast from
7:15 - 8:00 am.**

5 Steps to Success

step 5

Encourage your Child to Stay Positive

A positive attitude can go a long way. If your child believes in themselves and their abilities and stays focused on doing their best, it will help build their confidence during the test.





commitment

hard work

reliability

inspiration

dedication

passion

initiative

support

drive

loyalty

focus

teamwork

contribution

effort

thank you

excellence

impact

professionalism

energy

perseverance

your

support

collaboration

positive attitude

makes a difference



integrity

valued

appreciated

respected

leadership

determination

great work

Questions?

