

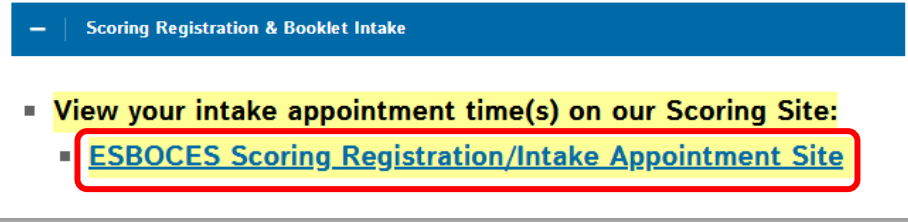
Checking your Test Booklet Intake Appointment Time

1. Visit www.esboces.org.
2. Click “Programs & Services” in the top horizontal menu bar.
3. Select “Assessment Services – Scoring & Training”.



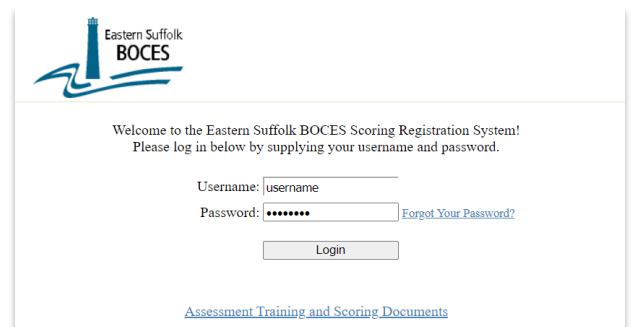
4. Click the link that says: “ESBOCES Scoring Registration/Intake Appointment Site”

Grades 3-8 and NYSESLAT Scoring

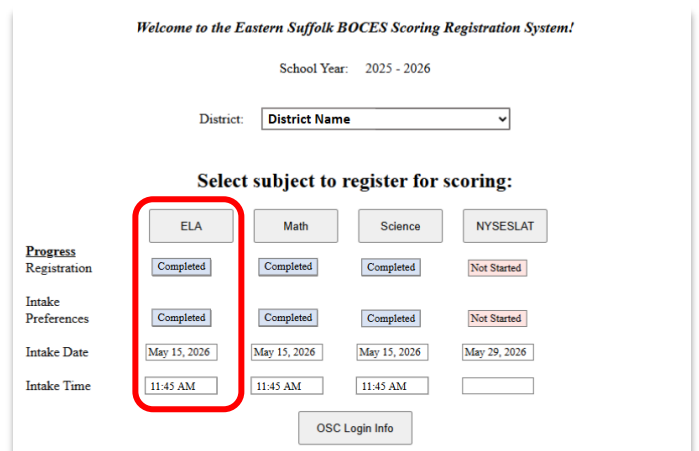


- ❖ Alternatively, you can skip steps 1 through 4 and go directly to: scoring.esboces.org.

5. Once you arrive at the *Eastern Suffolk BOCES Scoring Registration System* website, enter your username and password, and click “Login”.



6. You’ll see the intake date and your intake appointment time(s) listed below the corresponding subject(s).



If you have questions, contact scoring@esboces.org.