

Default Report

School Wellness Self-Assessment Survey - 2025

May 28, 2025 12:29 PM EDT

Q1.2 - Person's Name and Title Completing Assessment:

Person's Name and Title Completing Assessment:

Lydia Taylor

Donna Jones, Principal

Brian Dotson, Principal

Latasha Quarterman/Principal

Brandi Brown

Susan Ambrose

Eric Heady, Principal

Lesley Gill, Elementary Principal

Kathleen Taylor

Lesley Gill, Elementary Principal

Dr. Tony Foy, Principal

Barry K. Lollis - CEO

Erica Swindell-Foster, Principal

Amanda Zito, Principal

Jacqueline Harris-Solomon

Alonna McMullen, Principal

Christa Smalls - Principal

Jason Waters - Acting Principal

Bridget Gordon

Eric Heady, Principal

Person's Name and Title Completing Assessment:

Jemeela Brown, Principal

Stephanie Babcock-Wright, Executive Director

Jennifer Fleming, Operations Manager

Yanis Medina, School Director

Kevin Wall Principal

Caroline Gordon-Jelks

Theresa Schwartz, School Counselor

Tawn Foltz

Christina Connors

Dr. Monique Hazzard-Robinson, Principal

Jennie Thompson

Timothy Cox

Dionne Young, Principal

Antonio Byrd Principal

Desma Patterson

Jimmie Cave, Principal

Alfred McGuire

Kim Mole, Principal

Samanthia Williams

Robert Lewis, Principal

Justin Durham, Principal

Christina Tucker

Arlethia Brown-Hall - Principal

Anna Belue - Principal

Person's Name and Title Completing Assessment:

Paul Sidney, Principal

Dr. Yvette Wells, Principal

Evanita Wallace-Lewis

Karen Kight, Assistant Principal

Jessica Roberts- Gifted Lead/ Garden Coordinator

Benjamin Lam, Principal

Susan Ambrose Principal

Aysha S Parks, Principal

Teresa Peyton, Principal

Kevin Railey, Center Leader for the WINGS Elementary Alternative Learning Center

Q45 - School Name:

School Name:

STEM Academy

West Chatham Middle School

Hubert Middle School

Gadsden Elementary

New Hampstead K-8

Oatland Island

Godley Station K-8

JHC Butler Elementary School

May Howard

JHC Butler Elementary

AB Williams

Savannah Classical Academy

Henderson Formey, Jr.

Charles Ellis Montessori Academy

School of Humanities at Juliette Gordon Low Elementary School

Hesse K8

Heard

Pooler Elementary

WCES

Johnson High School

Coastal Empire Montessori Charter School

Tybee Island Maritime Academy

School Name:

Susie King Taylor Community School

OCS

Southwest Middle School

Garden City Elementary

New Hampstead High School

Savannah Early College High School

Robert W. Groves High School

Myers Middle School

Bridges Middle School

Haven Elementary

Isle of Hope School

Brock Elementary

Islands High School

Woodville Tompkins

Georgetown K-8 School

Hodge

White Bluff Elementary School

Jenkins

Pulaski K8

SCELA

Savannah Arts Academy

Coastal Middle School

School Name:

STEM Academy

West Chatham Middle School

Hubert Middle School

Gadsden Elementary

New Hampstead K-8

Oatland Island

Godley Station K-8

JHC Butler Elementary School

May Howard

JHC Butler Elementary

AB Williams

Savannah Classical Academy

Henderson Formey, Jr.

Charles Ellis Montessori Academy

School of Humanities at Juliette Gordon Low Elementary School

Hesse K8

Heard

Pooler Elementary

WCES

Johnson High School

Coastal Empire Montessori Charter School

Tybee Island Maritime Academy

Susie King Taylor Community School

OCS

School Name:

Southwest Middle School

Garden City Elementary

New Hampstead High School

Savannah Early College High School

Robert W. Groves High School

Myers Middle School

Bridges Middle School

Haven Elementary

Isle of Hope School

Brock Elementary

Islands High School

Woodville Tompkins

Georgetown K-8 School

Hodge

White Bluff Elementary School

Jenkins

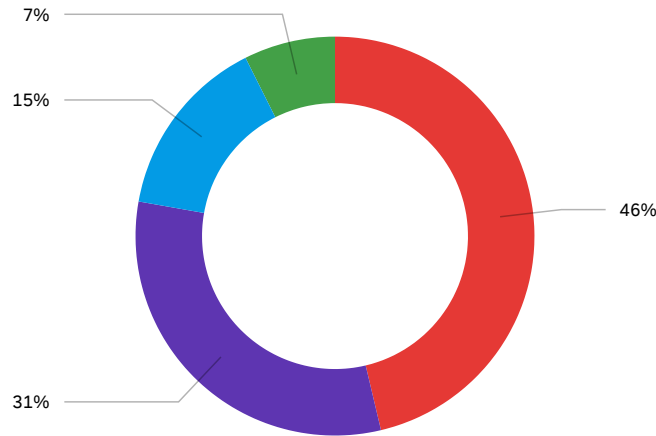
Pulaski K8

SCELA

Savannah Arts Academy

Coastal Middle School

Q2.1 - Does your school have a representative committee or team that meets at least four times a year and oversees school health and safety policies and programs?



■ FULLY IN PLACE. Yes.

■ PARTIALLY IN PLACE. There is a committee or team that does this, but it could be more representative of the school and includes more individuals across the school community.

■ UNDER DEVELOPMENT. There is a committee or team, but it is not representative of the school community, or it meets less often than four times a year.

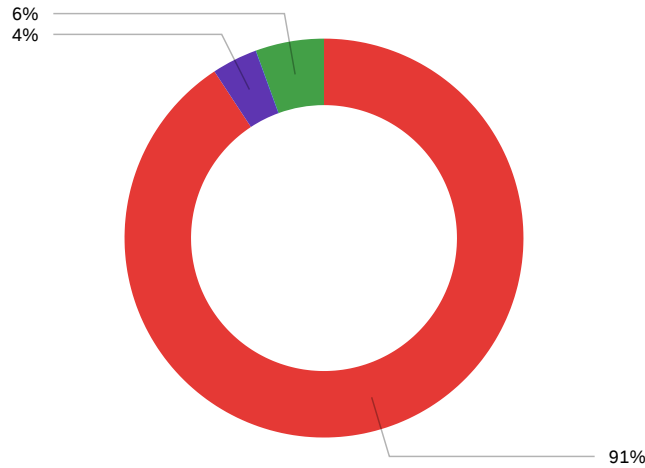
■ NOT IN PLACE. No.

#	Field	Choice Count
1	FULLY IN PLACE. Yes.	46.30% 25
2	PARTIALLY IN PLACE. There is a committee or team that does this, but it could be more representative of the school and includes more individuals across the school community.	31.48% 17
3	UNDER DEVELOPMENT. There is a committee or team, but it is not representative of the school community, or it meets less often than four times a year.	14.81% 8
4	NOT IN PLACE. No.	7.41% 4

54

Showing rows 1 - 5 of 5

Q2.2 - Does your school have a full-time, registered school nurse responsible for health services all day, every day?

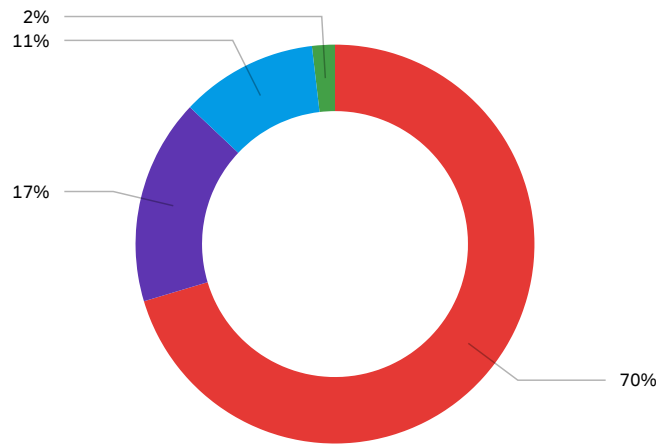


- FULLY IN PLACE. Yes, we have a registered nurse present all day every day.
- PARTIALLY IN PLACE. We have a registered school nurse present most of the time each week.
- UNDER DEVELOPMENT. We have a registered school nurse present some of the time each week, or we have an LPN (supervised by a school nurse) who is present at least some of the time each week.
- NOT IN PLACE. No, we do not have a registered school nurse or supervised LPN present in our school.

#	Field	Choice Count
1	FULLY IN PLACE. Yes, we have a registered nurse present all day every day.	90.74% 49
2	PARTIALLY IN PLACE. We have a registered school nurse present most of the time each week.	3.70% 2
3	UNDER DEVELOPMENT. We have a registered school nurse present some of the time each week, or we have an LPN (supervised by a school nurse) who is present at least some of the time each week.	0.00% 0
4	NOT IN PLACE. No, we do not have a registered school nurse or supervised LPN present in our school.	5.56% 3

Q2.3 - Does your school have access to a full-time counselor, social worker, or psychologist for providing counseling, psychological, and social services? Is an adequate number of these staff members provided based on the following recommended ratios?

One counselor for every 250 students
 One social worker for every 400 students
 One psychologist for every 1,000 students

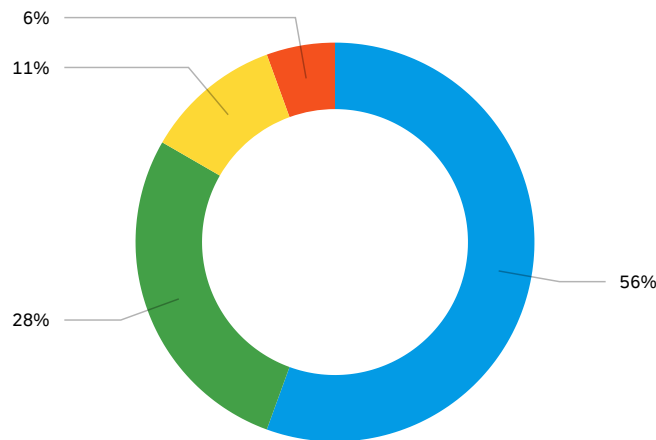


- FULLY IN PLACE. Yes, we have a full-time counselor, social worker, and psychologist, and the recommended ratios are present.
- PARTIALLY IN PLACE. We have a full-time counselor, social worker, and psychologist, but fewer than the recommended ratios.
- UNDER DEVELOPMENT. We have a full-time counselor, social worker or psychologist, but not all three.
- NOT IN PLACE. No, we do not have even one full-time counselor, social worker or psychologist.

#	Field	Choice Count
1	FULLY IN PLACE. Yes, we have a full-time counselor, social worker, and psychologist, and the recommended ratios are present.	70.37% 38
2	PARTIALLY IN PLACE. We have a full-time counselor, social worker, and psychologist, but fewer than the recommended ratios.	16.67% 9
3	UNDER DEVELOPMENT. We have a full-time counselor, social worker or psychologist, but not all three.	11.11% 6
4	NOT IN PLACE. No, we do not have even one full-time counselor, social worker or psychologist.	1.85% 1

Showing rows 1 - 5 of 5

Q2.4 - Does your school partner with local community organizations, businesses, or local hospitals to engage students and their families in health promotion activities?



- FULLY IN PLACE. Yes, our school partners with the community to promote and engage students and their families in health promotion activities, for all school health initiatives.
- PARTIALLY IN PLACE. Our school partners with the community to promote and engage students and their families in health promotion activities, for most school health initiatives.
- UNDER DEVELOPMENT. Our school partners with the community to promote and engage students and their families in health promotion activities, for some school health initiatives.
- NOT IN PLACE. No, our school does not partner with the community to promote and engage students and their families in health promotion activities for school health initiatives.

#	Field	Minimum	Maximum	Mean	Std Deviation	Variance	Count
1	Does your school partner with local community organizations, businesses, or local hospitals to engage students and their families in health promotion activities?	1.00	4.00	1.67	0.88	0.78	54

#	Field	Choice Count
1	FULLY IN PLACE. Yes, our school partners with the community to promote and engage students and their families in health promotion activities, for all school health initiatives.	55.56% 30
2	PARTIALLY IN PLACE. Our school partners with the community to promote and engage students and their families in health promotion activities, for most school health initiatives.	27.78% 15

#	Field	Choice Count
3	UNDER DEVELOPMENT. Our school partners with the community to promote and engage students and their families in health promotion activities, for some school health initiatives.	11.11% 6
4	NOT IN PLACE. No, our school does not partner with the community to promote and engage students and their families in health promotion activities for school health initiatives.	5.56% 3

54

Showing rows 1 - 5 of 5

Q2.5 - List examples of your current partners for which you engage in health promotion activities. Type N/A if none.

List examples of your current partners for which you engage in health promo...

n/a

Curtis V. Cooper, Hazel Health

APEX

Curtis V. Cooper

Curtis V. Cooper; Telfair

NA

Curtis V. Cooper; Second Harvest

Curtis V Cooper, UGA Extension Office, Local Clergy and Mental Health Representative

Curtis Cooper, Local churches

Curtis V Cooper for onsite student medical assessments and needs

Curtis V. Cooper, Dream Big Foundation, Loop It Up Savannah

YMCA, Sav Park and Rec, Local mental and physical health organizations

Loop it Up assisted us with beginning our garden. Ms. Morphia Scarlett met with our garden lead

J.C Lewis mobile health clinic

APEX Behavioral Health Services, Mary's Place, Vira Salzburn

Curtis V Cooper, Chatham County Public Health Department (Denistry)

Curtis Cooper

The Front Porch

J C Lewis

Front Porch, Lion's Club, The Wellness Center, new remote counseling provider, Curtis V. Cooper

Curtis V. Cooper

List examples of your current partners for which you engage in health promo...

Educated Coaches, 3C Martial Arts, CCPD

Tybee and Wilmington YMCAs, Second Harvest Food Bank, Tybee Police Department, Tybee Fire Department, City of Tybee, Tybee Island Lifeguards

NA

American Heart Association

Norburg Chiropractic, Character Strong, Curtis V. Cooper Primary Health Care, Transitional Coach Services, Anew Mind and Body

Curtis V. Cooper Mobile Services, Hazel Health

Onsite Curtis V Cooper

N/A

Curtis Cooper Healthcare;

CVC

Loop It Up, Savannah Music

We currently partner with the PACK organization and Alpha Kappa Alpha Sorority that provides healthy snack packs for students to take home every Friday.

Curtis V Cooper

Curtis Cooper

Curtis V. Cooper Primary Health Care

St. Joseph's Candler Boy Scouts of America

Curtis Cooper

Curtis V. Cooper monthly onsite wellness van

N/A

Well Stat

Curtis V Cooper, Loop it Up

JC Lewis

JC Lewis health for vaccinations, sports physicals, etc.

N/A

List examples of your current partners for which you engage in health promo...

Curtis Cooper

Curtis V Cooper

Curtis V. Cooper mobile clinic

Victory Gardens, Compassion Christian Church, Home Depot, Herb Creek Nursery, Country Financial, Pack (Backpack Buddies)

Rape Crisis Center - Monique Burr

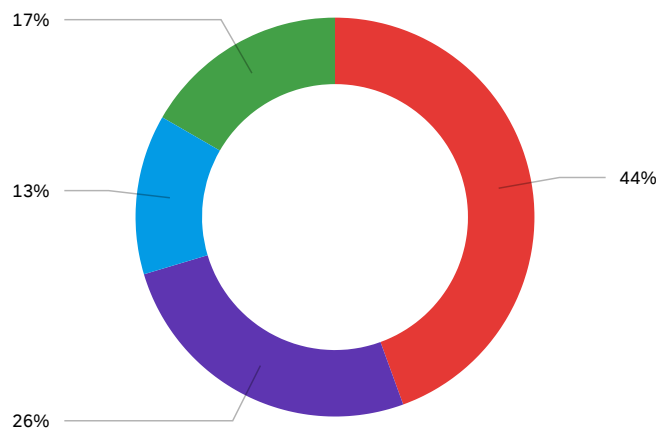
JC Lewis, Curtis Cooper, YMCA

Loop It Up, DEEP, Mediation Center, Georgia Southern Hearing Screening, Pooler Lions Club- Vision Screening, JC Lewis Immunizations, Psychologicals, Well Check Ups

-PACK -Backpack buddies -100 Black men -4H -

Curtis V. Cooper

Q2.6 - Does your school work with community-based, out-of-school programs (e.g., Boys & Girls Clubs, 21st Century Community Learning Centers, Parks and Recreation) to develop and implement routine activities that promote health* for all participating students? NOTE: Routine activities that promote health refer to activities that are intended to improve student health status, such as health assessments, health education, and physical activity/physical education.



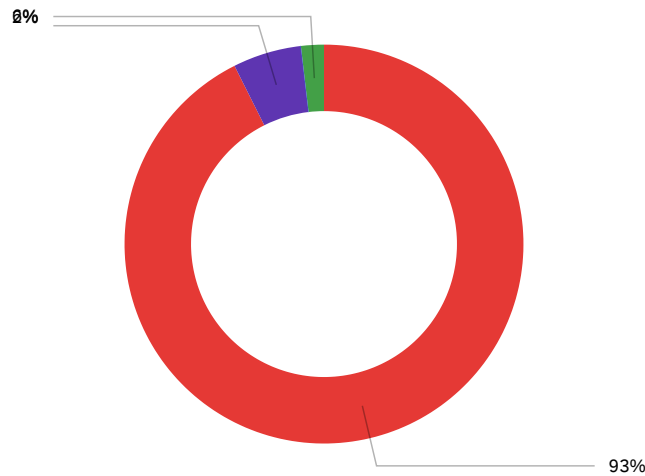
- FULLY IN PLACE. Yes, our school works with out-of-school programs to develop and implement routine activities that promote health for all participating students.
- PARTIALLY IN PLACE. Our school works with out-of-school programs to develop and implement routine activities that promote health for select participating students.
- UNDER DEVELOPMENT. Our school works with out-of-school programs to develop and implement occasional activities that promote health for participating students.
- NOT IN PLACE. No, our school does not work with out-of-school programs to develop or implement activities that promote health for participating students.

#	Field	Minimum	Maximum	Mean	Std Deviation	Variance	Count
1	Does your school work with community-based, out-of-school programs (e.g., Boys & Girls Clubs, 21st Century Community Learning Centers, Parks and Recreation) to develop and implement routine activities that promote health* for all participating students? NOTE: Routine activities that promote health refer to activities that are intended to improve student health status, such as health	1.00	4.00	2.02	1.11	1.24	54

#	Field	Minimum	Maximum	Mean	Std Deviation	Variance	Count
assessments, health education, and physical activity/physical education.							
#	Field						Choice Count
1	FULLY IN PLACE. Yes, our school works with out-of-school programs to develop and implement routine activities that promote health for all participating students.						44.44% 24
2	PARTIALLY IN PLACE. Our school works with out-of-school programs to develop and implement routine activities that promote health for select participating students.						25.93% 14
3	UNDER DEVELOPMENT. Our school works with out-of-school programs to develop and implement occasional activities that promote health for participating students.						12.96% 7
4	NOT IN PLACE. No, our school does not work with out-of-school programs to develop or implement activities that promote health for participating students.						16.67% 9
							54

Showing rows 1 - 5 of 5

Q3.1 - Does the school offer school meal (both breakfast and lunch) programs that are fully accessible to all students?



- FULLY IN PLACE. Yes.
- PARTIALLY IN PLACE. Our school offers breakfast and lunch programs, but they are not fully accessible to all students.
- UNDER DEVELOPMENT. Our school offers only a lunch program, but there are plans to add a breakfast program.
- NOT IN PLACE. Our school offers only a lunch program and there are no plans to add a breakfast program, or the school does not offer a breakfast or a lunch program.

#	Field	Minimum	Maximum	Mean	Std Deviation	Variance	Count
1	Does the school offer school meal (both breakfast and lunch) programs that are fully accessible to all students?	1.00	4.00	1.11	0.46	0.21	54

#	Field	Choice Count
1	FULLY IN PLACE. Yes.	92.59% 50
2	PARTIALLY IN PLACE. Our school offers breakfast and lunch programs, but they are not fully accessible to all students.	5.56% 3
3	UNDER DEVELOPMENT. Our school offers only a lunch program, but there are plans to add a breakfast program.	0.00% 0
4	NOT IN PLACE. Our school offers only a lunch program and there are no plans to add a breakfast program, or the school does not offer a breakfast or a lunch program.	1.85% 1

Showing rows 1 - 5 of 5

Q3.2 - Are healthy food and beverage choices promoted through the following techniques? A variety of mixed whole fruits are displayed in nice bowls or baskets (instead of stainless-steel pans) Fruit is offered in at least two locations on all service lines, one of which is right before each point of sale (POS) Vegetables are offered on all serving lines At least one vegetable is identified as the featured vegetable-of-the-day and is labeled with a creative, descriptive name at the point of selection Place pre-packed salads or salad bar if available in a high traffic area Label pre-packaged salads or salad bar choices with creative, descriptive names and display next to each choice Self-serve salad bar tongs, scoops, and containers are larger for vegetables and smaller for croutons, dressing, and other non-produce items White milk is displayed in front of other beverages in all coolers 1% or non-fat white milk is identified as the featured milk and is labeled with a creative, descriptive name Cafeteria staff politely prompt students who do not have a full reimbursable meal to select a fruit or vegetable Signs show students how to make a reimbursable meal on any service line Alternative entree options (salad bar, yogurt parfaits, etc.) are highlighted on posters or signs within all service and dining areas Cafeteria staff smile and greet students upon entering the service line and continually throughout meal service Students, teachers, or administrators announce today's menu in daily announcements A monthly menu is posted in the main office Information about the

benefits of school meals is provided to teachers and administration at least annually

Brand, name, and decorate the lunchroom in a way that reflects the student body Conduct

a taste test of a new entree at least once a year



FULLY IN PLACE. Yes, healthy food and beverage choices are promoted through ten or more of these techniques. (72%)

PARTIALLY IN PLACE. Healthy food and beverage choices are promoted through five to nine of these techniques. (17%)

UNDER DEVELOPMENT. Healthy food and beverage choices are promoted through one to four of these techniques. (9%)

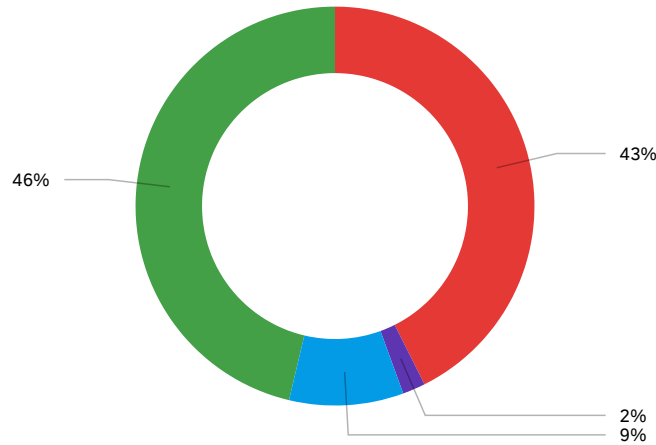
NOT IN PLACE. Healthy food and beverage choices are promoted through none of these techniques. (2%)

#	Field	Choice Count
1	FULLY IN PLACE. Yes, healthy food and beverage choices are promoted through ten or more of these techniques.	72.22% 39
2	PARTIALLY IN PLACE. Healthy food and beverage choices are promoted through five to nine of these techniques.	16.67% 9
3	UNDER DEVELOPMENT. Healthy food and beverage choices are promoted through one to four of these techniques.	9.26% 5
4	NOT IN PLACE. Healthy food and beverage choices are promoted through none of these techniques.	1.85% 1

54

Showing rows 1 - 5 of 5

Q3.3 - Do venues outside the cafeteria where food is available (e.g., vending machines, school stores, canteens, snack bars, or food carts) offer fruits and non-fried vegetables?



- FULLY IN PLACE. Yes, most or all venues outside the cafeteria do. [NOTE: If your school does not have any food venue outside the cafeteria select this option.]
- PARTIALLY IN PLACE. About half of the venue do. ■ UNDER DEVELOPMENT. Fewer than half of the venues do. ■ NOT IN PLACE. None of the venues do.

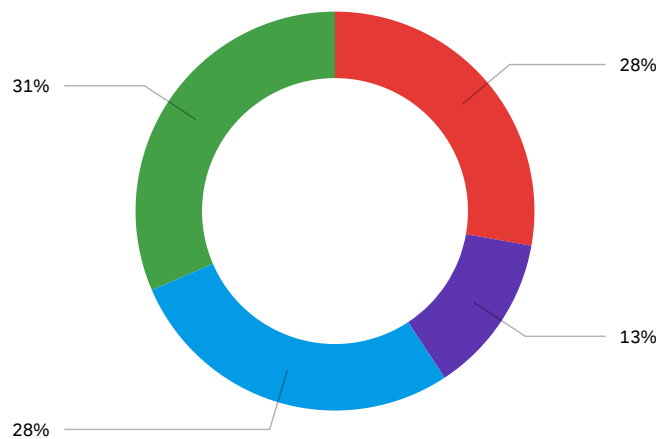
#	Field	Choice	Count
1	FULLY IN PLACE. Yes, most or all venues outside the cafeteria do. [NOTE: If your school does not have any food venue outside the cafeteria select this option.]	42.59%	23
2	PARTIALLY IN PLACE. About half of the venue do.	1.85%	1
3	UNDER DEVELOPMENT. Fewer than half of the venues do.	9.26%	5
4	NOT IN PLACE. None of the venues do.	46.30%	25

54

Showing rows 1 - 5 of 5

Q3.4 - Do nutrition services staff members use three or more of the following methods to collaborate with teachers to reinforce nutrition education lessons taught in the classroom?

Participate in design and implementation of nutrition education programs
 Display educational and informational materials that reinforce classroom lessons
 Provide food for use in classroom nutrition education lessons
 Provide ideas for classroom nutrition education lessons
 Teach lessons or give presentations to students
 Tasting party in collaboration with classroom teacher
 Presentation on nutrition and food services to PTA/PTSA/PTO
 Sports nutrition – collaboration with coaches
 Classroom tour of cafeteria or meet and greet with School Nutrition staff



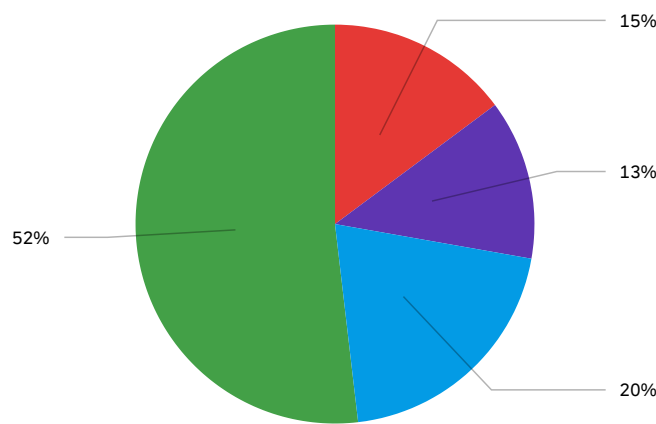
- FULLY IN PLACE. Yes, use three or more methods.
- PARTIALLY IN PLACE. Use two of these methods.
- UNDER DEVELOPMENT. Use one of these methods.
- NOT IN PLACE. Use none of these methods.

#	Field	Choice Count
1	FULLY IN PLACE. Yes, use three or more methods.	27.78% 15
2	PARTIALLY IN PLACE. Use two of these methods.	12.96% 7
3	UNDER DEVELOPMENT. Use one of these methods.	27.78% 15
4	NOT IN PLACE. Use none of these methods.	31.48% 17

54

Showing rows 1 - 5 of 5

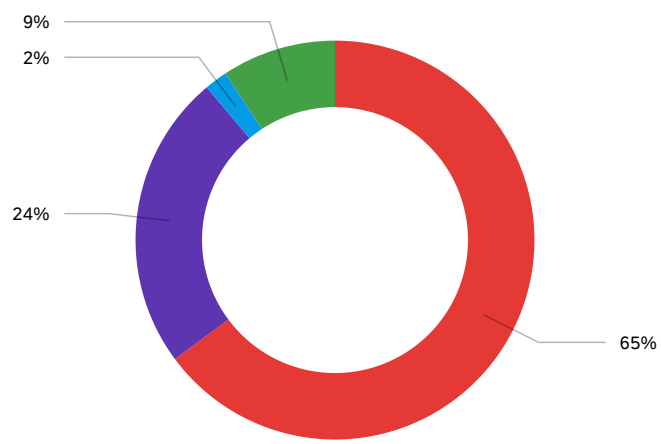
Q3.5 - Do students and family members have opportunities to provide both suggestions for school meals and other foods and beverages sold, served, and offered on school campus and feedback on the meal programs and other foods and beverages sold, served, and offered on school campus?



- FULLY IN PLACE. Yes, both students and family members have opportunities to provide suggestions AND feedback.
- PARTIALLY IN PLACE. Yes, both students and family members have opportunities to provide either suggestions for school meals OR feedback on the meal program.
- UNDER DEVELOPMENT. Either students or family members have opportunities, but not both.
- NOT IN PLACE. Neither students nor family members have these opportunities.

#	Field	Choice Count
1	FULLY IN PLACE. Yes, both students and family members have opportunities to provide suggestions AND feedback.	14.81% 8
2	PARTIALLY IN PLACE. Yes, both students and family members have opportunities to provide either suggestions for school meals OR feedback on the meal program.	12.96% 7
3	UNDER DEVELOPMENT. Either students or family members have opportunities, but not both.	20.37% 11
4	NOT IN PLACE. Neither students nor family members have these opportunities.	51.85% 28

Q3.6 - Does your school prohibit giving students food as a reward and withholding food as punishment?

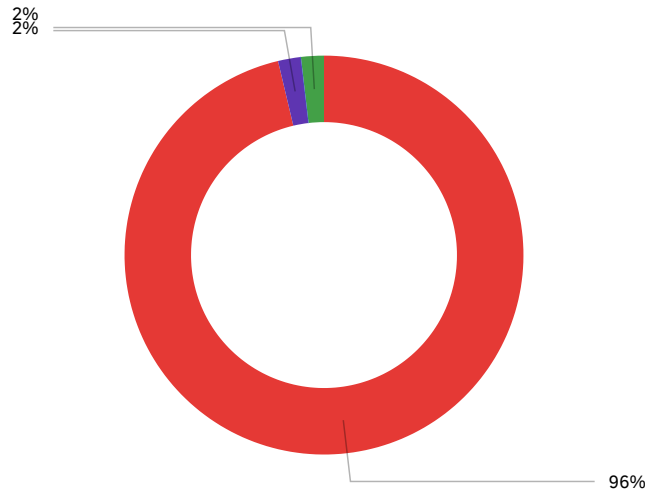


- FULLY IN PLACE. Yes, using food as a reward and withholding food as punishment are prohibited, and both prohibitions are consistently followed.
- PARTIALLY IN PLACE. One of these practices is prohibited, and this prohibition is consistently followed.
- UNDER DEVELOPMENT. One or both of these practices is prohibited, but this prohibition is not consistently followed.
- NOT IN PLACE. Neither practice is prohibited.

#	Field	Choice Count
1	FULLY IN PLACE. Yes, using food as a reward and withholding food as punishment are prohibited, and both prohibitions are consistently followed.	35
2	PARTIALLY IN PLACE. One of these practices is prohibited, and this prohibition is consistently followed.	13
3	UNDER DEVELOPMENT. One or both of these practices is prohibited, but this prohibition is not consistently followed.	1
4	NOT IN PLACE. Neither practice is prohibited.	5
		54

Showing rows 1 - 5 of 5

Q3.7 - Do students have at least 10 minutes to eat breakfast and at least 20 minutes to each lunch, counting from the time they are seated?



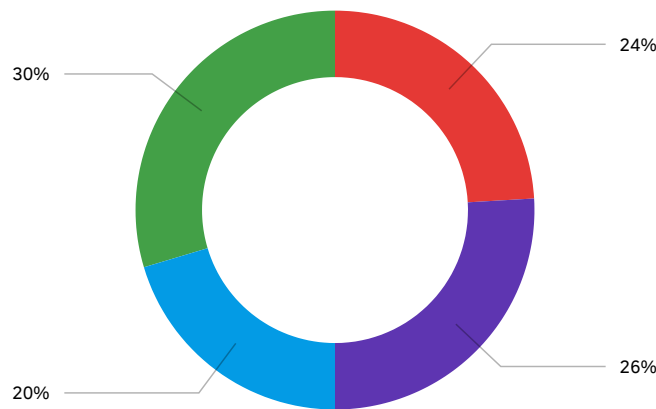
- FULLY IN PLACE. Yes. [NOTE: If the school does not have a breakfast program, but does provide at least 20 minutes for lunch, selection this option.]
- PARTIALLY IN PLACE. Have adequate time for breakfast or lunch, but not both.
- NOT IN PLACE. No
- UNDER DEVELOPMENT. No, but there are plans to increase the time.

#	Field	Choice Count
1	FULLY IN PLACE. Yes. [NOTE: If the school does not have a breakfast program, but does provide at least 20 minutes for lunch, selection this option.]	96.30% 52
2	PARTIALLY IN PLACE. Have adequate time for breakfast or lunch, but not both.	1.85% 1
3	UNDER DEVELOPMENT. No, but there are plans to increase the time.	0.00% 0
4	NOT IN PLACE. No	1.85% 1

54

Showing rows 1 - 5 of 5

Q3.8 - Is your school implementing any Farm to School activities? Local and/or regional products are incorporated into the school meal programs Messages about agriculture and nutrition are reinforced throughout the learning environment School hosts a fruit or vegetable garden School hosts field trips to local farms School utilizes promotions or special events, such as tastings, that highlight the local/regional products School hosts a farmer's market (student and parent involvement) Menu states local product(s) being served Local farmers/producers participate in career day activities



- FULLY IN PLACE. Yes, our school is implementing four to five of these activities.
- PARTIALLY IN PLACE. Our school is implementing two to three of these activities.
- UNDER DEVELOPMENT. Our school is implementing at least one of these activities.
- NOT IN PLACE. No, our school is not implementing any of these activities.

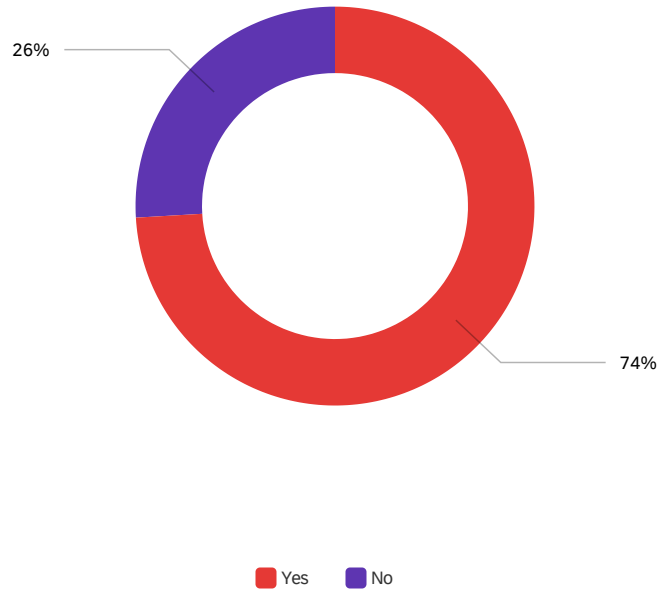
#	Field	Choice Count
1	FULLY IN PLACE. Yes, our school is implementing four to five of these activities.	24.07% 13
2	PARTIALLY IN PLACE. Our school is implementing two to three of these activities.	25.93% 14
3	UNDER DEVELOPMENT. Our school is implementing at least one of these activities.	20.37% 11

#	Field	Choice Count
4	NOT IN PLACE. No, our school is not implementing any of these activities.	29.63% 16

54

Showing rows 1 - 5 of 5

Q3.9 - Does your school have a school garden (hydroponics, raised beds, indoor planters, etc.)?



#	Field	Choice	Count
1	Yes	74.07%	40
2	No	25.93%	14

54

Showing rows 1 - 3 of 3

Q3.10 - We are interested in learning more about Farm to School activities in the district.

Please provide the name of the person(s) leading Farm to School activities in your school.

Type N/A if none.

We are interested in learning more about Farm to School activities in the d...

n/a

N/A

Monique Tyson

Susan Holmberg

N/A

NA

Cheyenne Blackwell - Leads Garden Club

Loop It Up Savannah/Big Green Grant

Remi Sauers

Rachel Moore and Stephen Smith

Savannah State University - University of Georgia

.

N/A

Angie LaPlante

Ms. Delrose Smith- Stewart and Mr. David Black

Sarah Lucas

n/A

N/A

We just started a garden and will be hosting taste test next year.

We are interested in learning more about Farm to School activities in the d...

Cheyenne Blackwell, Sylvia Evans

N/A

N/A

N/A

NA

NA

Nikki Jackson, Dean of Students Garin Jackson, SWMS Science Teacher/Learning Garden Lead Teacher Uneeka Blige, SNP Manager

Mr. Smith and Mrs. McLaughlin

n/a

N/A

N/A

Gabrielle Brundidge

NOAA

Kerry-Ann Holmes Kristina Hernandez

NA

N/A

n/a

Carl Bosier Angel Palmer

N/A

N/A

N/A

N/A

Planters

Emily Holland (FCRS) and Sarah Deslauriers (School Council Representative)

We are interested in learning more about Farm to School activities in the d...

n/a

Velda Hendricks

Kerrick McLeod

Evanita Wallace-Lewis

N/A

Jessica Roberts

NA

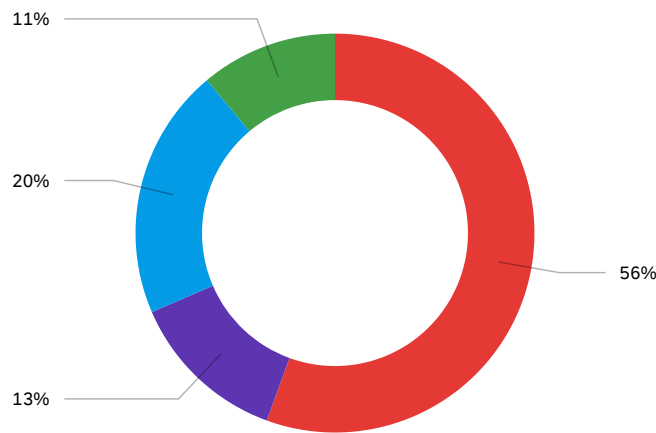
Amy Peters

Laura Ike

Jennifer Hughes and Jodi Osen-Anderson

N/A

Q4.1 - Do all competitive foods sold to students during the school day meet or exceed the USDA's nutrition standards for all foods sold to students (commonly called Smart Snacks in School)? This includes à la carte, vending, school stores, snack or food carts, and any food-based fundraising.

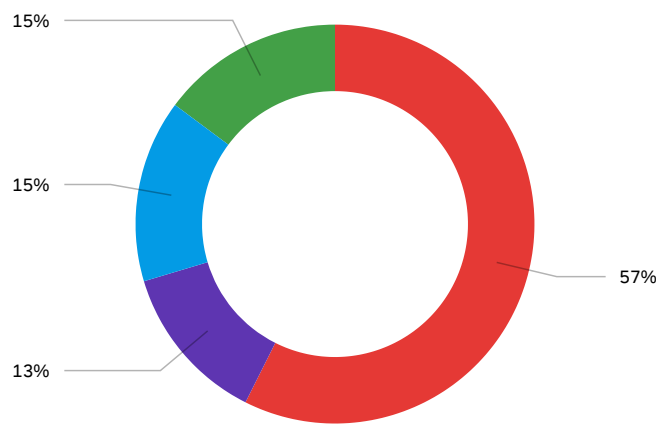


- FULLY IN PLACE. Yes, all competitive foods sold meet or exceed the USDA's Smart Snacks in School nutrition standards, or we do not sell competitive foods at our school.
- PARTIALLY IN PLACE. Most competitive foods sold meet or exceed the USDA's Smart Snacks in School nutrition standards.
- UNDER DEVELOPMENT. Some competitive foods sold meet or exceed the USDA's Smart Snacks in School nutrition standards.
- NOT IN PLACE. No, no competitive foods sold meet or exceed the USDA's Smart Snacks in School nutrition standards.

#	Field	Choice Count
1	FULLY IN PLACE. Yes, all competitive foods sold meet or exceed the USDA's Smart Snacks in School nutrition standards, or we do not sell competitive foods at our school.	55.56% 30
2	PARTIALLY IN PLACE. Most competitive foods sold meet or exceed the USDA's Smart Snacks in School nutrition standards.	12.96% 7
3	UNDER DEVELOPMENT. Some competitive foods sold meet or exceed the USDA's Smart Snacks in School nutrition standards.	20.37% 11
4	NOT IN PLACE. No, no competitive foods sold meet or exceed the USDA's Smart Snacks in School nutrition standards.	11.11% 6

Showing rows 1 - 5 of 5

Q4.2 - Do all competitive beverages sold to students during the school day meet or exceed the USDA's nutrition standards for all foods sold to students (commonly called Smart Snacks in School)? This includes à la carte, vending, school stores, snack or food carts, and any food-based fundraising.

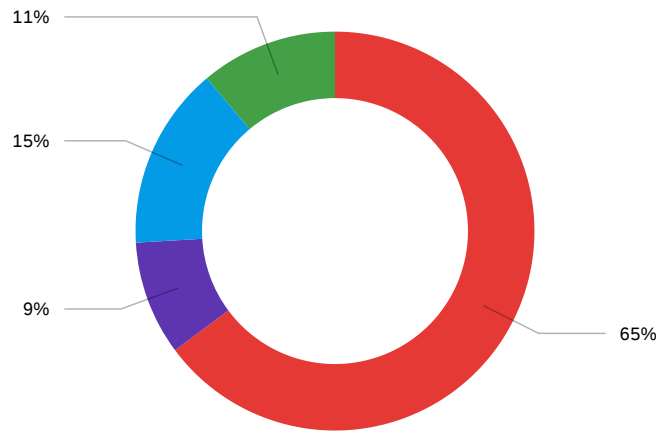


- FULLY IN PLACE. Yes, all competitive beverages sold meet or exceed the USDA's Smart Snacks in School nutrition standards, or we do not sell competitive beverages at our school.
- PARTIALLY IN PLACE. Most competitive beverages sold meet or exceed the USDA's Smart Snacks in School nutrition standards.
- UNDER DEVELOPMENT. Some competitive beverages sold meet or exceed the USDA's Smart Snacks in School nutrition standards.
- NOT IN PLACE. No, no competitive beverages sold meet or exceed the USDA's Smart Snacks in School nutrition standards.

#	Field	Choice Count
1	FULLY IN PLACE. Yes, all competitive beverages sold meet or exceed the USDA's Smart Snacks in School nutrition standards, or we do not sell competitive beverages at our school.	57.41% 31
2	PARTIALLY IN PLACE. Most competitive beverages sold meet or exceed the USDA's Smart Snacks in School nutrition standards.	12.96% 7
3	UNDER DEVELOPMENT. Some competitive beverages sold meet or exceed the USDA's Smart Snacks in School nutrition standards.	14.81% 8
4	NOT IN PLACE. No, no competitive beverages sold meet or exceed the USDA's Smart Snacks in School nutrition standards.	14.81% 8

Showing rows 1 - 5 of 5

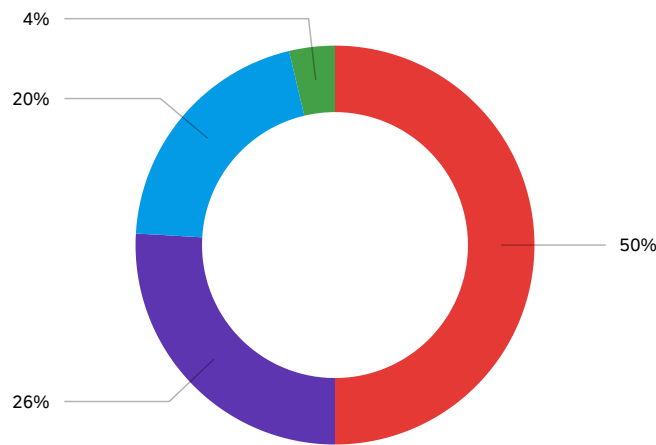
Q4.3 - Does your school limit food and beverage marketing on school campus to foods and beverages that meet or exceed the USDA's Smart Snacks in School nutrition standards?



- FULLY IN PLACE. Yes, only foods and beverages that meet or exceed the USDA's Smart Snacks in School nutrition standards are advertised or promoted, or no food and beverages are advertised or promoted on school campus.
- PARTIALLY IN PLACE. Most foods and beverages advertised or promoted on school campus meet or exceed the USDA's Smart Snacks in School nutrition standards.
- UNDER DEVELOPMENT. Some foods and beverages advertised or promoted on school campus meet or exceed the USDA's Smart Snacks in School nutrition standards
- NOT IN PLACE. No, no foods and beverages advertised or promoted on school campus meet or exceed the USDA's Smart Snacks in School nutrition standards

#	Field	Choice Count
1	FULLY IN PLACE. Yes, only foods and beverages that meet or exceed the USDA's Smart Snacks in School nutrition standards are advertised or promoted, or no food and beverages are advertised or promoted on school campus.	64.81% 35
2	PARTIALLY IN PLACE. Most foods and beverages advertised or promoted on school campus meet or exceed the USDA's Smart Snacks in School nutrition standards.	9.26% 5
3	UNDER DEVELOPMENT. Some foods and beverages advertised or promoted on school campus meet or exceed the USDA's Smart Snacks in School nutrition standards	14.81% 8
4	NOT IN PLACE. No, no foods and beverages advertised or promoted on school campus meet or exceed the USDA's Smart Snacks in School nutrition standards	11.11% 6

Q4.4 - Do all foods and beverages served and offered to students during the school day meet or exceed the USDA's Smart Snacks in School nutrition standards? This includes snacks that are NOT part of a federally-reimbursed child nutrition program, birthday parties, holiday parties, and school-wide celebrations.



- FULLY IN PLACE. Yes, all foods and beverages served and offered meet or exceed the USDA's Smart Snacks in School nutrition standards, or we do serve or offer additional foods and beverages at our school.
- PARTIALLY IN PLACE. Most foods and beverages served and offered meet or exceed the USDA's Smart Snacks in School nutrition standards.
- UNDER DEVELOPMENT. Some foods and beverages served and offered meet or exceed the USDA's Smart Snacks in School nutrition standards
- NOT IN PLACE. No, no foods and beverages served and offered meet or exceed the USDA's Smart Snacks in School nutrition standards.

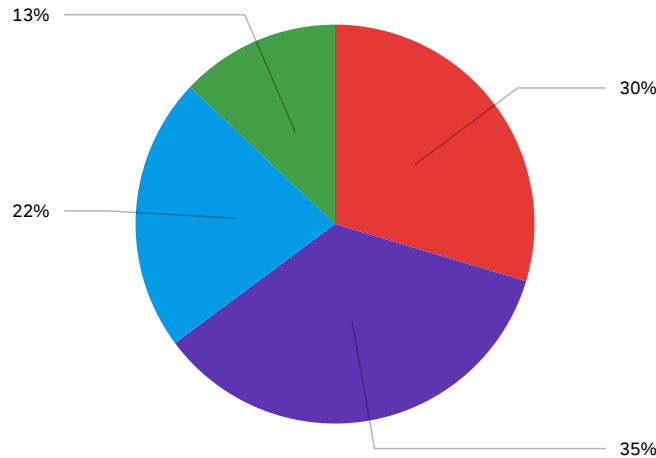
#	Field	Choice Count
1	FULLY IN PLACE. Yes, all foods and beverages served and offered meet or exceed the USDA's Smart Snacks in School nutrition standards, or we do serve or offer additional foods and beverages at our school.	50.00% 27
2	PARTIALLY IN PLACE. Most foods and beverages served and offered meet or exceed the USDA's Smart Snacks in School nutrition standards.	25.93% 14
3	UNDER DEVELOPMENT. Some foods and beverages served and offered meet or exceed the USDA's Smart Snacks in School nutrition standards	20.37% 11
4	NOT IN PLACE. No, no foods and beverages served and offered meet or exceed the USDA's Smart Snacks in School nutrition standards.	3.70% 2

Showing rows 1 - 5 of 5

Q4.5 - Do fundraising efforts during and outside school hours sell only non-food items

OR only foods and beverages that meet or exceed the USDA's Smart Snacks in School

nutrition standards?



- FULLY IN PLACE. Yes, all fundraising efforts sell only non-food items, or all foods and beverages sold as fundraisers meet or exceed the USDA's Smart Snacks in School nutrition standards.
- PARTIALLY IN PLACE. Most fundraising efforts sell only non-food items, or most foods and beverages sold as fundraisers meet or exceed the USDA's Smart Snacks in School nutrition standards.
- UNDER DEVELOPMENT. Some fundraising efforts sell only non-food items, or some foods and beverages sold as fundraisers meet or exceed the USDA's Smart Snacks in School nutrition standards.
- NOT IN PLACE. No, no fundraising efforts sell only non-food items, or no foods and beverages sold as fundraisers meet or exceed the USDA's Smart Snacks in School nutrition standards.

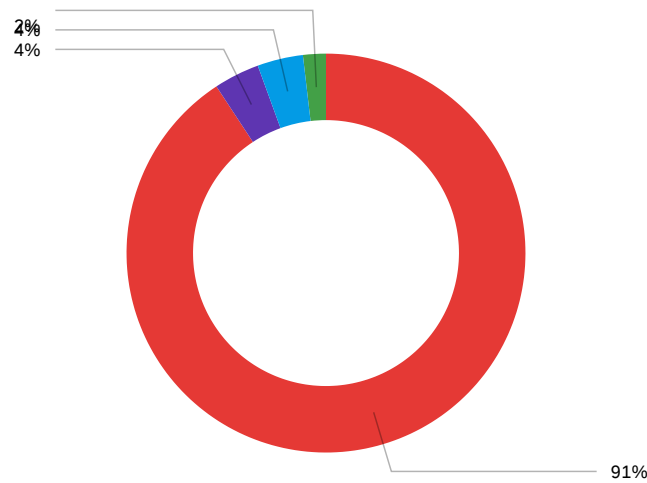
#	Field	Choice Count
1	FULLY IN PLACE. Yes, all fundraising efforts sell only non-food items, or all foods and beverages sold as fundraisers meet or exceed the USDA's Smart Snacks in School nutrition standards.	29.63% 16
2	PARTIALLY IN PLACE. Most fundraising efforts sell only non-food items, or most foods and beverages sold as fundraisers meet or exceed the USDA's Smart Snacks in School nutrition standards.	35.19% 19
3	UNDER DEVELOPMENT. Some fundraising efforts sell only non-food items, or some foods and beverages sold as fundraisers meet or exceed the USDA's Smart Snacks in School nutrition standards.	22.22% 12
4	NOT IN PLACE. No, no fundraising efforts sell only non-food items, or no foods and beverages sold as fundraisers meet or exceed the USDA's Smart Snacks in School nutrition standards.	12.96% 7

Field

Showing rows 1 - 5 of 5

Choice
Count

Q5.1 - Do all teachers of physical education use an age-appropriate, sequential physical education curriculum that is consistent with national or state standards for physical education (see national standards) and the district requirements for physical education?



■ FULLY IN PLACE. Yes.

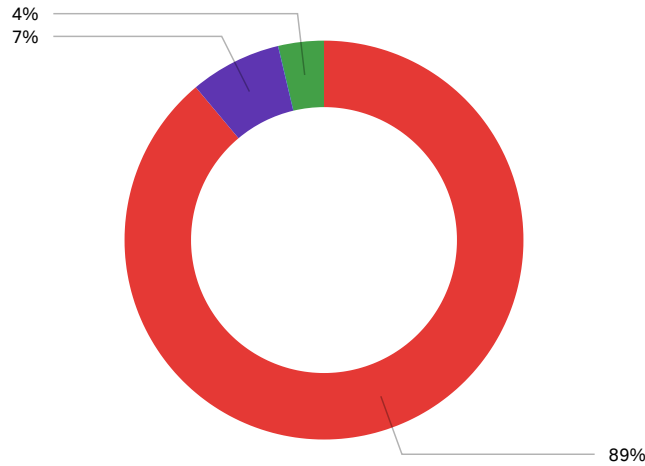
■ PARTIALLY IN PLACE. Some use a sequential physical education curriculum, and it is consistent with state or national standards and the district's requirement for physical education.

■ UNDER DEVELOPMENT. Some use a sequential physical education curriculum, but it is not consistent with state or national standards and the district's requirement for physical education.

■ NOT IN PLACE. None do, or the curriculum is not sequential, or there is no physical education curriculum.

#	Field	Choice Count
1	FULLY IN PLACE. Yes.	90.74% 49
2	PARTIALLY IN PLACE. Some use a sequential physical education curriculum, and it is consistent with state or national standards and the district's requirement for physical education.	3.70% 2
3	UNDER DEVELOPMENT. Some use a sequential physical education curriculum, but it is not consistent with state or national standards and the district's requirement for physical education.	3.70% 2
4	NOT IN PLACE. None do, or the curriculum is not sequential, or there is no physical education curriculum.	1.85% 1

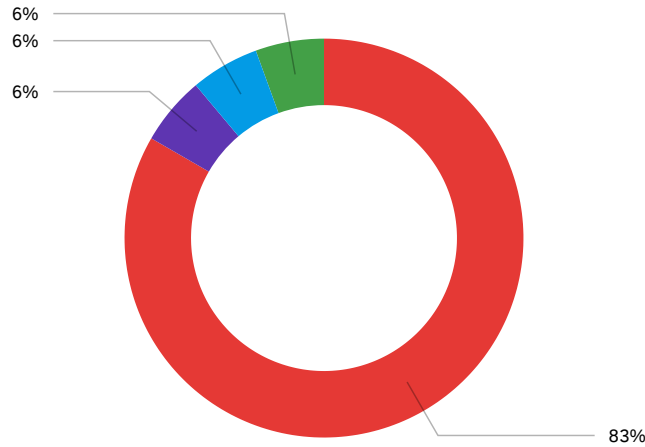
Q5.2 - Do teachers keep students moderately to vigorously active for at least 50% of the time during most or all physical education class sessions?



■ FULLY IN PLACE. Yes, during most or all classes.
 ■ PARTIALLY IN PLACE. During about half the classes.
 ■ UNDER DEVELOPMENT. During fewer than half the classes.
 ■ NOT IN PLACE. During none of the classes, or there are no physical education classes.

#	Field	Choice Count
1	FULLY IN PLACE. Yes, during most or all classes.	88.89% 48
2	PARTIALLY IN PLACE. During about half the classes.	7.41% 4
3	UNDER DEVELOPMENT. During fewer than half the classes.	0.00% 0
4	NOT IN PLACE. During none of the classes, or there are no physical education classes.	3.70% 2

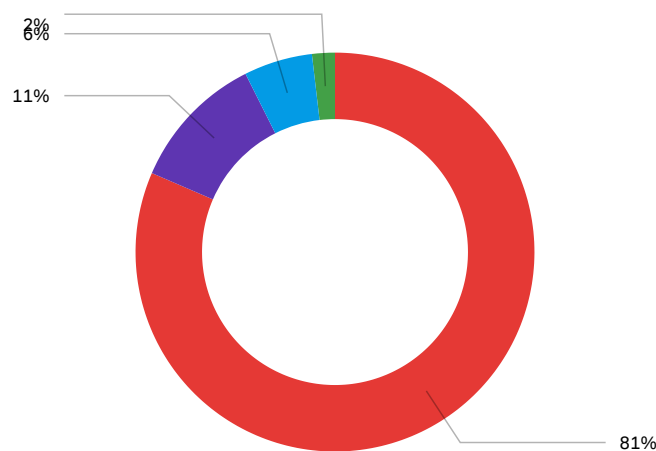
Q5.3 - Are all teachers of physical education required to participate at least once a year in professional development in physical education?



■ FULLY IN PLACE. Yes, all do.
 ■ PARTIALLY IN PLACE. Most do.
 ■ UNDER DEVELOPMENT. Some do.
 ■ NOT IN PLACE. None do, or no one teaches physical education.

#	Field	Choice Count
1	FULLY IN PLACE. Yes, all do.	83.33% 45
2	PARTIALLY IN PLACE. Most do.	5.56% 3
3	UNDER DEVELOPMENT. Some do.	5.56% 3
4	NOT IN PLACE. None do, or no one teaches physical education.	5.56% 3

Q5.4 - Are all teachers of physical education provided with the following information and materials to assist in delivering physical education? Goals, objectives, and expected outcomes for physical education A chart scope and sequence for instruction A written physical education curriculum A plan for assessing student performance Physical activity monitoring devices, such as pedometers, heart rate monitors Internet resources, such as SHAPE America online tools and resources or PE Central The Presidential Youth Fitness Program Protocols to assess or evaluate student performance in physical education Learning activities that increase the amount of class time students are engaged in moderate-to-vigorous physical activity Learning activities that actively engage students with long-term physical, medical, or cognitive disabilities in physical education



- FULLY IN PLACE. Yes, all teachers of physical education are provided with at least eight kinds of these materials.
- PARTIALLY IN PLACE. Teachers of physical education are provided with four to seven kinds of these materials.

UNDER DEVELOPMENT. Teachers of physical education are provided with one to three kinds of these materials.

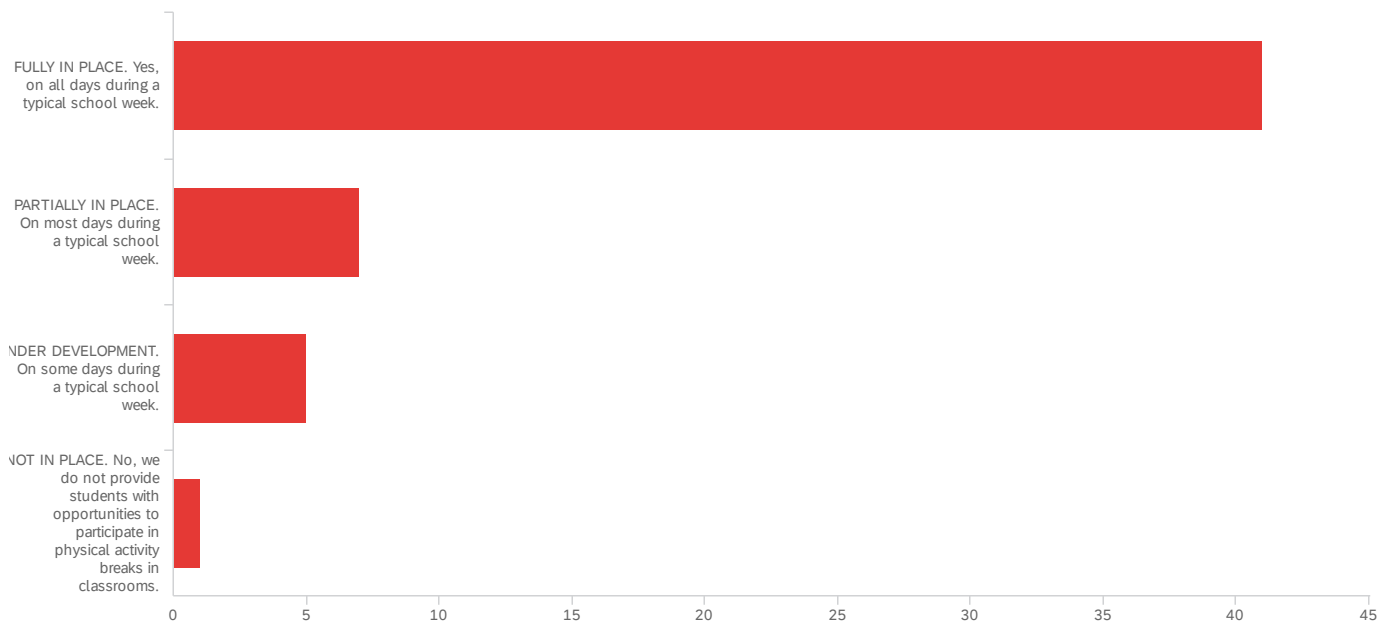
NOT IN PLACE. Teachers of physical education are not provided with these kinds of materials.

#	Field	Minimum	Maximum	Mean	Std Deviation	Variance	Count
1	Are all teachers of physical education provided with the following information and materials to assist in delivering physical education? Goals, objectives, and expected outcomes for physical education A chart scope and sequence for instruction A written physical education curriculum A plan for assessing student performance Physical activity monitoring devices, such as pedometers, heart rate monitors Internet resources, such as SHAPE America online tools and resources or PE Central The Presidential Youth Fitness Program Protocols to assess or evaluate student performance in physical education Learning activities that increase the amount of class time students are engaged in moderate-to-vigorous physical activity Learning activities that actively engage students with long-term physical, medical, or cognitive disabilities in physical education	1.00	4.00	1.28	0.65	0.42	54

#	Field	Choice Count
1	FULLY IN PLACE. Yes, all teachers of physical education are provided with at least eight kinds of these materials.	81.48% 44
2	PARTIALLY IN PLACE. Teachers of physical education are provided with four to seven kinds of these materials.	11.11% 6
3	UNDER DEVELOPMENT. Teachers of physical education are provided with one to three kinds of these materials.	5.56% 3
4	NOT IN PLACE. Teachers of physical education are not provided with these kinds of materials.	1.85% 1
		54

Showing rows 1 - 5 of 5

Q6.1 - Are all students provided opportunities to participate in physical activity breaks in classrooms, outside of physical education, recess, and class transition periods? NOTE: Physical activity breaks (e.g., brain breaks, energizers, classroom activity breaks, etc.) are actual breaks that occur in the academic classroom, allowing students to take a mental and physical break from current academic tasks. These breaks can occur at any time during the school day, last from 5 to 30 minutes, and occur all at one time or several times during the school day.



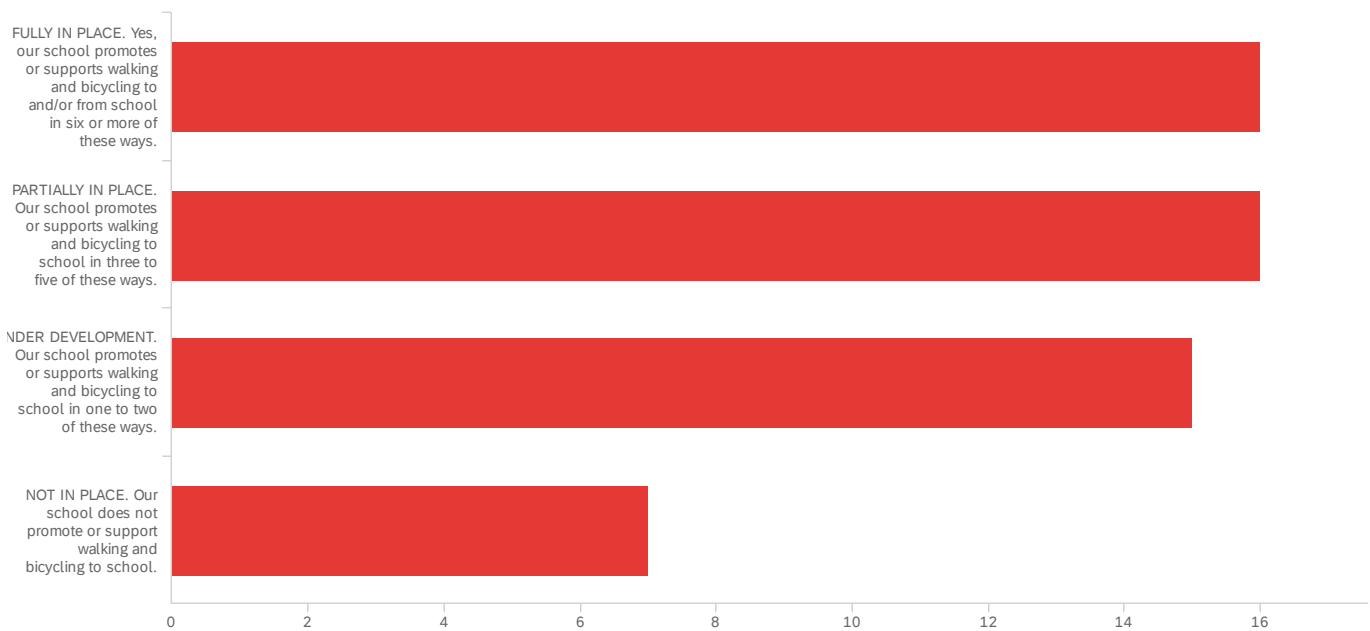
#	Field	Minimum	Maximum	Mean	Std Deviation	Variance	Count
1	Are all students provided opportunities to participate in physical activity breaks in classrooms, outside of physical education, recess, and class transition periods? NOTE: Physical activity breaks (e.g., brain breaks, energizers, classroom activity breaks, etc.) are actual breaks that occur in the academic classroom, allowing students to take a mental and physical break from current academic tasks. These breaks can occur at any time during the school day, last from 5 to 30 minutes, and occur all at one time or several times during the school day.	1.00	4.00	1.37	0.73	0.53	54

#	Field	Choice Count
1	FULLY IN PLACE. Yes, on all days during a typical school week.	75.93% 41
2	PARTIALLY IN PLACE. On most days during a typical school week.	12.96% 7
3	UNDER DEVELOPMENT. On some days during a typical school week.	9.26% 5
4	NOT IN PLACE. No, we do not provide students with opportunities to participate in physical activity breaks in classrooms.	1.85% 1

54

Showing rows 1 - 5 of 5

Q6.2 - Does your school promote or support walking and bicycling to and/or from school in the following ways? Designation of safe or preferred routes to school Promotional activities such as participation in International Walk to School Week, National Walk and Bike to School Week Secure storage facilities for bicycles and helmets (e.g., shed, cage, fenced area) Instruction on walking/bicycling safety provided to students Promotion of safe routes program to students, staff and parents via newsletters, websites, local newspaper Crossing guards Crosswalks on streets leading to schools Walking school buses Documentation of number of children walking and or biking to and from school Creation and distribution of maps of school environment (sidewalks, crosswalks, roads, pathways, bike racks, etc.)

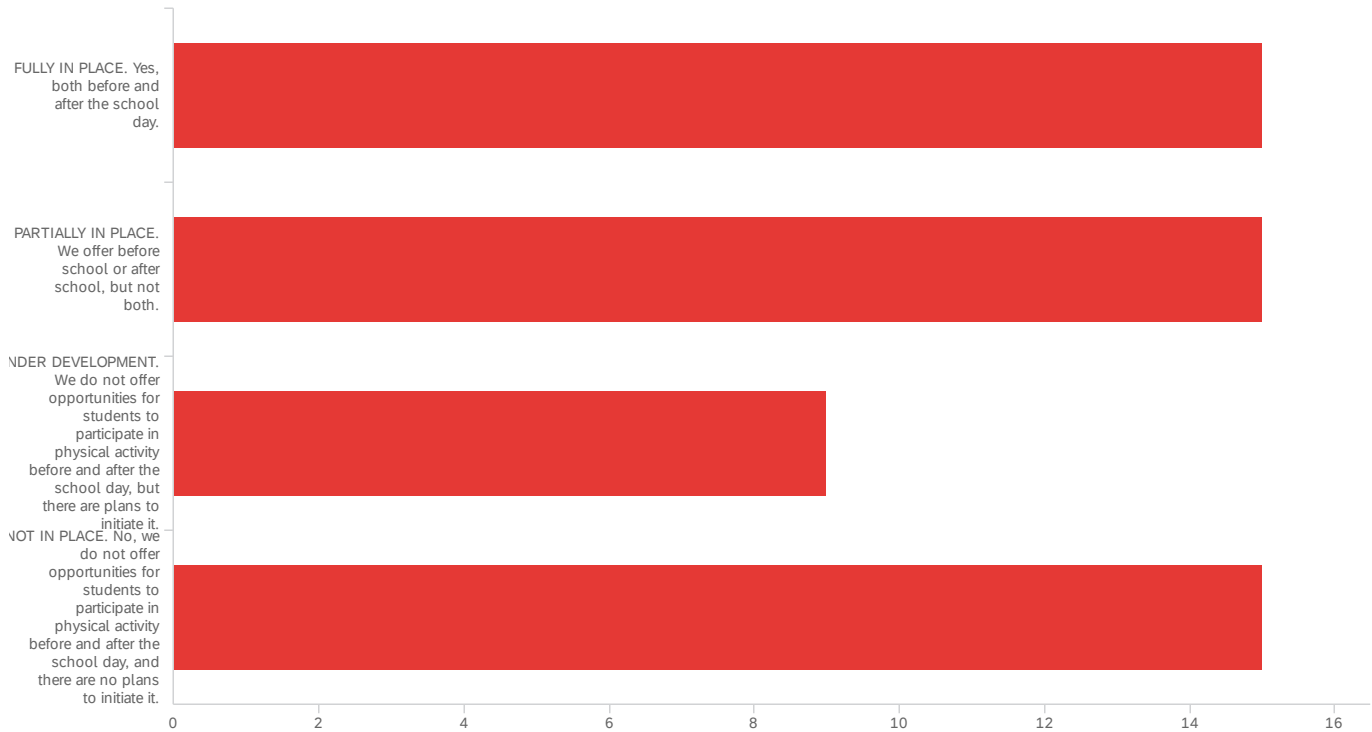


#	Field	Minimum	Maximum	Mean	Std Deviation	Variance	Count
1	Does your school promote or support walking and bicycling to and/or from school in the following ways? Designation of safe or preferred routes to school Promotional activities such as participation in International Walk to School Week, National Walk and Bike to School Week Secure storage facilities for bicycles and helmets (e.g., shed, cage, fenced area) Instruction on walking/bicycling safety provided to students Promotion of safe routes program to students, staff and parents via newsletters, websites, local newspaper Crossing guards Crosswalks on streets leading to schools Walking school buses Documentation of number of children walking and or biking to and from school Creation and distribution of maps of school environment (sidewalks, crosswalks, roads, pathways, bike racks, etc.)	1.00	4.00	2.24	1.02	1.03	54

#	Field	Choice Count
1	FULLY IN PLACE. Yes, our school promotes or supports walking and bicycling to and/or from school in six or more of these ways.	29.63% 16
2	PARTIALLY IN PLACE. Our school promotes or supports walking and bicycling to school in three to five of these ways.	29.63% 16
3	UNDER DEVELOPMENT. Our school promotes or supports walking and bicycling to school in one to two of these ways.	27.78% 15
4	NOT IN PLACE. Our school does not promote or support walking and bicycling to school.	12.96% 7
		54

Showing rows 1 - 5 of 5

Q6.3 - Does your school offer opportunities for all students to participate in physical activity, before and after school, through organized physical activities (such as physical activity clubs, intramural sports, before school physical activity)?



#	Field	Minimum	Maximum	Mean	Std Deviation	Variance	Count
---	-------	---------	---------	------	---------------	----------	-------

1	Does your school offer opportunities for all students to participate in physical activity, before and after school, through organized physical activities (such as physical activity clubs, intramural sports, before school physical activity)?	1.00	4.00	2.44	1.17	1.36	54
---	--	------	------	------	------	------	----

#	Field	Choice Count
1	FULLY IN PLACE. Yes, both before and after the school day.	27.78% 15
2	PARTIALLY IN PLACE. We offer before school or after school, but not both.	27.78% 15
3	UNDER DEVELOPMENT. We do not offer opportunities for students to participate in physical activity before and after the school day, but there are plans to initiate it.	16.67% 9
4	NOT IN PLACE. No, we do not offer opportunities for students to participate in physical activity before and after the school day, and there are no plans to initiate it.	27.78% 15

Showing rows 1 - 5 of 5

Q6.4 - List any physical activity clubs/programs your school has. Type N/A if none.

List any physical activity clubs/programs your school has. Type N/A if none...

14 sports

Athletic team sports-Football, Basketball, Soccer, Baseball, Softball, Track & Field, Volleyball, Cross Country

Cheerleading, football, soccer, basketball, track and field

Gurls on the run

middle school athletics; Y-Base

NA

Girls on the Run; Sports for middle school

NA

Girls on the Run

N/A

N/A

athletics programs

Jump Rope for Heart is the only program currently in place for the age group we currently serve.

N/A

N/A

Middle School Sports

Running club, Girls on the run and Wonder Why clubs

Girls on the run and morning recess.

N/A

sports teams, Girls on the Run

Cross Country, Football, Flag Football, Basketball (Girls and Boys), Track and Field, Cheerleading, Volleyball (Girls), Soccer (Boys and Girls), Baseball, NJROTC, Band

N/A

List any physical activity clubs/programs your school has. Type N/A if none...

TIMA has a full athletics program and offers clubs to students.

Cheer, Track and Field

NA

SWMS has a robust Middle School Athletics Program (i.e. football, basketball, cross country, track and field, volleyball, baseball, soccer) and Cheerleading Club.

n/a

Students are invited to participate in sports and we do have several sports that do not make cuts. If students wished to participate in football, cross country or track, they could do that. Beyond that, we do not offer before or after school options for exercise.

N/A

Weightlifting Club Physical Conditioning for student-athletes

All sports and cheerleading

N/A

21st Century

Middle school sports

N/A

n/a

Athletic teams

Cross Country, Swim, Volleyball, Basketball, Soccer,

N/A

N/A

GHSA

After school sports

Sports Club for High School. Brain breaks in Elementary and Middle School, Field Day.

Multiple Sports

Used to have Intramurals Club, but not this school year. We have a basketball club and various sports teams.

Basketball, Track, Soccer, Baseball, Football, Volley Ball

List any physical activity clubs/programs your school has. Type N/A if none...

Girls on the Run.

Girls on the Run

N/A

21st Century

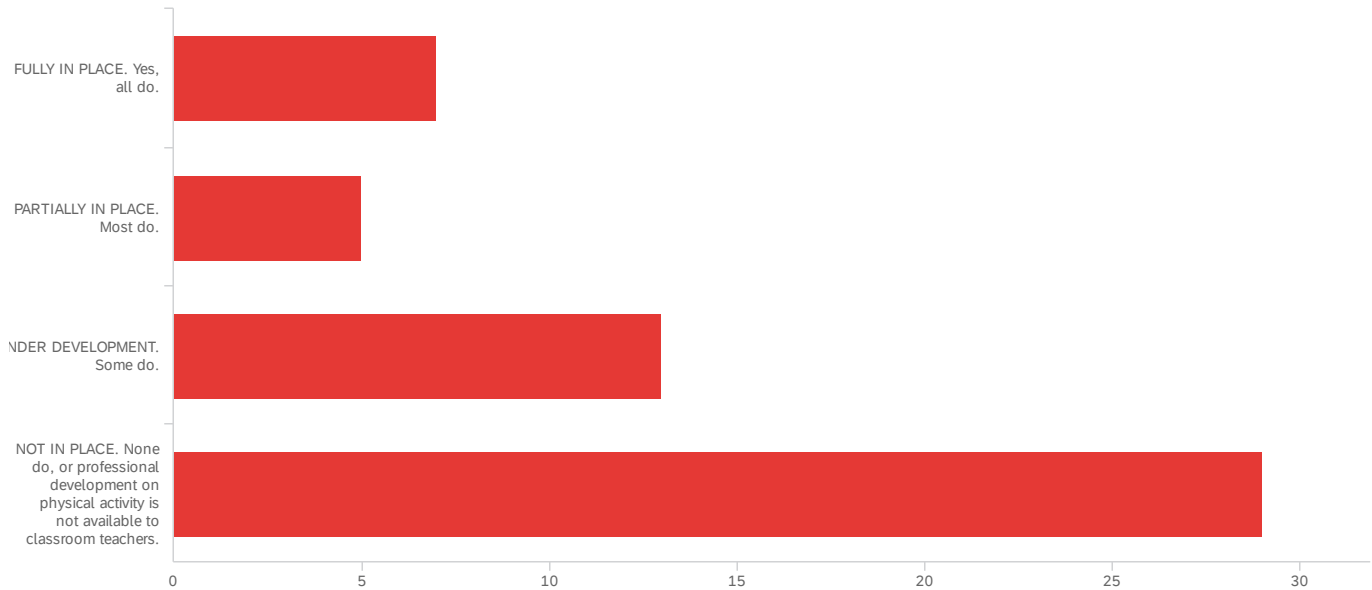
NA

Cross country Track/Field Baseball Soccer Softball basketball Cheer Volleyball Gardening

n/a

N/A

Q6.5 - Are classroom teachers required to participate at least once a year in professional development on promoting and integrating physical activity in the classroom?

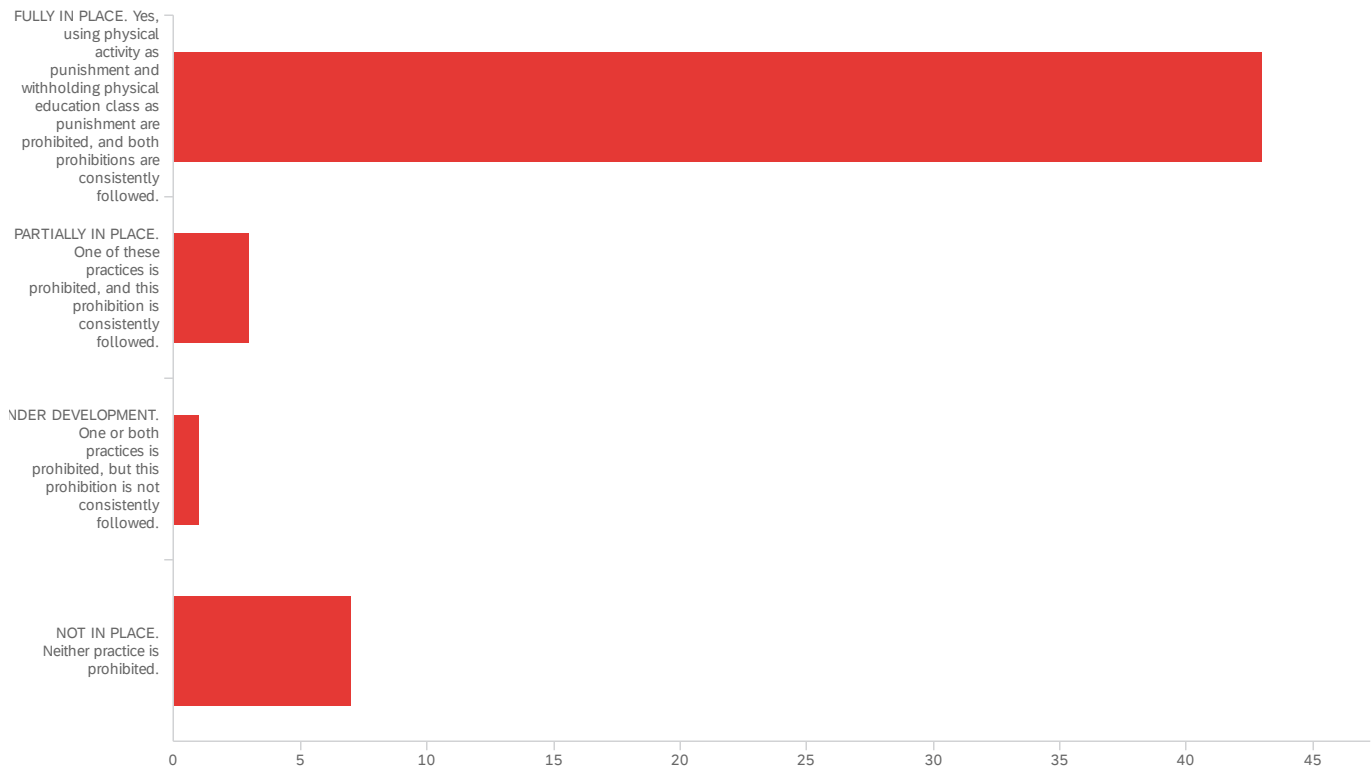


#	Field	Minimum	Maximum	Mean	Std Deviation	Variance	Count
1	Are classroom teachers required to participate at least once a year in professional development on promoting and integrating physical activity in the classroom?	1.00	4.00	3.19	1.06	1.11	54

#	Field	Choice Count
1	FULLY IN PLACE. Yes, all do.	12.96% 7
2	PARTIALLY IN PLACE. Most do.	9.26% 5
3	UNDER DEVELOPMENT. Some do.	24.07% 13
4	NOT IN PLACE. None do, or professional development on physical activity is not available to classroom teachers.	53.70% 29

54

Q6.6 - Does your school prohibit using physical activity and withholding physical education class as punishment? Is this prohibition consistently followed?

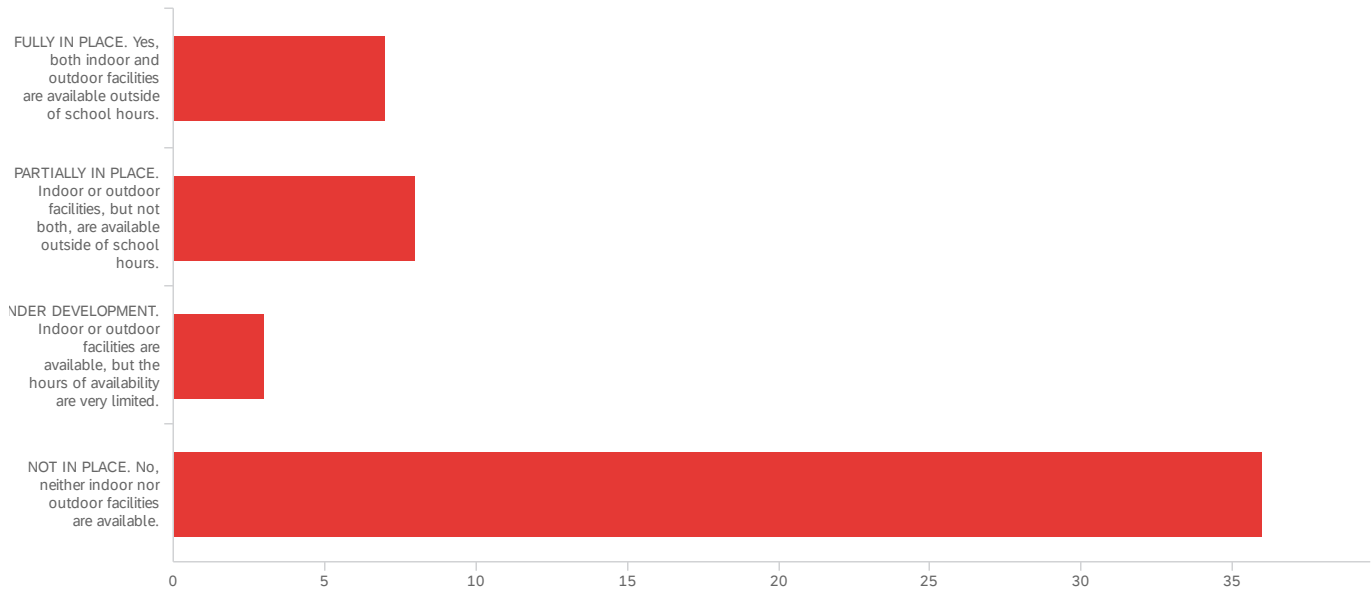


#	Field	Minimum	Maximum	Mean	Std Deviation	Variance	Count
1	Does your school prohibit using physical activity and withholding physical education class as punishment? Is this prohibition consistently followed?	1.00	4.00	1.48	1.03	1.06	54

#	Field	Choice Count
1	FULLY IN PLACE. Yes, using physical activity as punishment and withholding physical education class as punishment are prohibited, and both prohibitions are consistently followed.	79.63% 43
2	PARTIALLY IN PLACE. One of these practices is prohibited, and this prohibition is consistently followed.	5.56% 3
3	UNDER DEVELOPMENT. One or both practices is prohibited, but this prohibition is not consistently followed.	1.85% 1
4	NOT IN PLACE. Neither practice is prohibited.	12.96% 7

Showing rows 1 - 5 of 5

Q6.7 - Are indoor and outdoor physical activity facilities open to students, their families and the community outside school hours (such as outdoor track, playgrounds, etc.).



#	Field	Minimum	Maximum	Mean	Std Deviation	Variance	Count
1	Are indoor and outdoor physical activity facilities open to students, their families and the community outside school hours (such as outdoor track, playgrounds, etc.).	1.00	4.00	3.26	1.13	1.27	54

#	Field	Choice Count
1	FULLY IN PLACE. Yes, both indoor and outdoor facilities are available outside of school hours.	12.96% 7
2	PARTIALLY IN PLACE. Indoor or outdoor facilities, but not both, are available outside of school hours.	14.81% 8
3	UNDER DEVELOPMENT. Indoor or outdoor facilities are available, but the hours of availability are very limited.	5.56% 3
4	NOT IN PLACE. No, neither indoor nor outdoor facilities are available.	66.67% 36

54

Q6.8 - List your school's facilities that are open outside school hours. Type N/A if none.

List your school's facilities that are open outside school hours. Type N/A...

n/a

A walking track is available for community use before/after school hours.

Soldiers field park

n/a

N/A

NA

N/A

NA

N/A

NA

N/A

na

n/a

N/A

N/A

NA

n/a

N/A

N/A

All facilities are available for rent.

N/A

Playground, green space

List your school's facilities that are open outside school hours. Type N/A...

YMCA, Memorial Park, Jaycee Park, Beach

NA

Gym

School facilities are open outside school hours upon request and approval through SCCPSS's Facilities Request process(es).

n/a

n/a

N/A

Indoor and outdoor facilities are available to school personnel working with current students. Facilities may be available for use by families and communities by request.

Outdoor basketball court is accessible.

N/A

N/A

Playground and sport fields

N/A

n/a

N/A

N/A

N/A

N/A

Track Gym Weight room

Open campus Playgrounds and fields can be accessed by the community

None

N/A

Our school does a great job of partnering with the Islands YMCA for all students. Our facilities can be rented outside of school hours.

n/a

List your school's facilities that are open outside school hours. Type N/A...

Gym

N/A

Our school shares a building with the community center, so our facilities are shared with them after school.

Gym will be

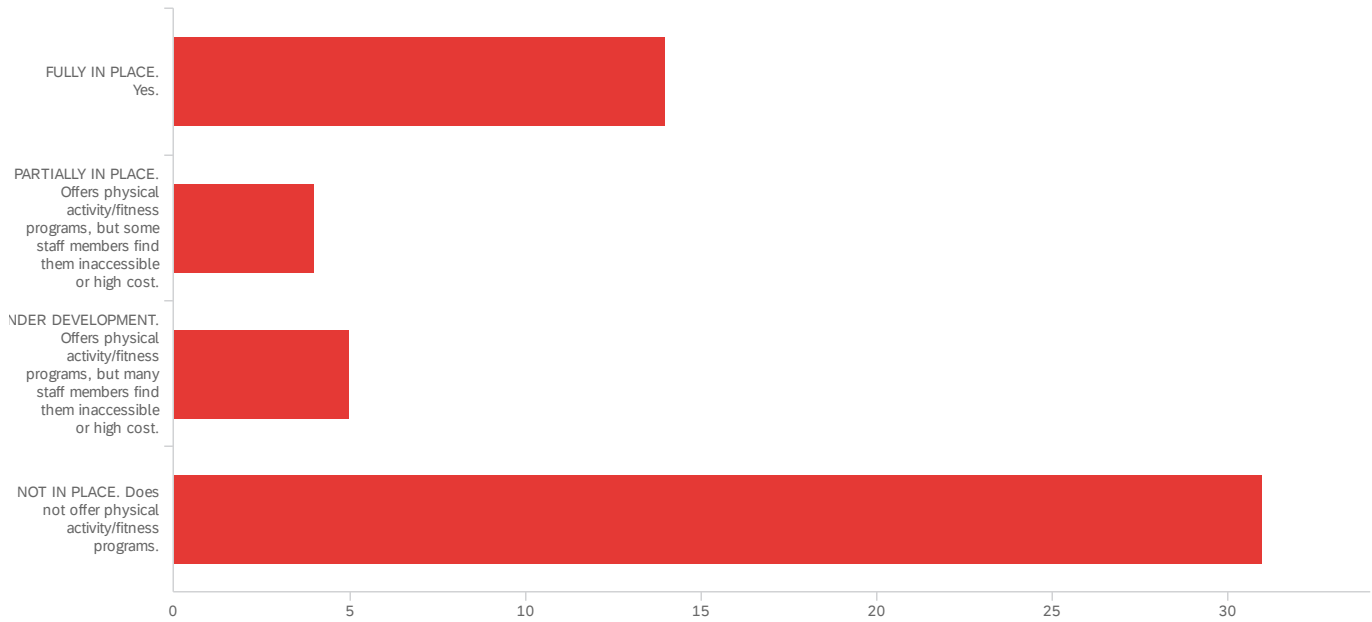
NA

N/A

n/a

N/A

Q7.1 - Does your school or district offer staff members accessible and free or low-cost physical activity/fitness programs?



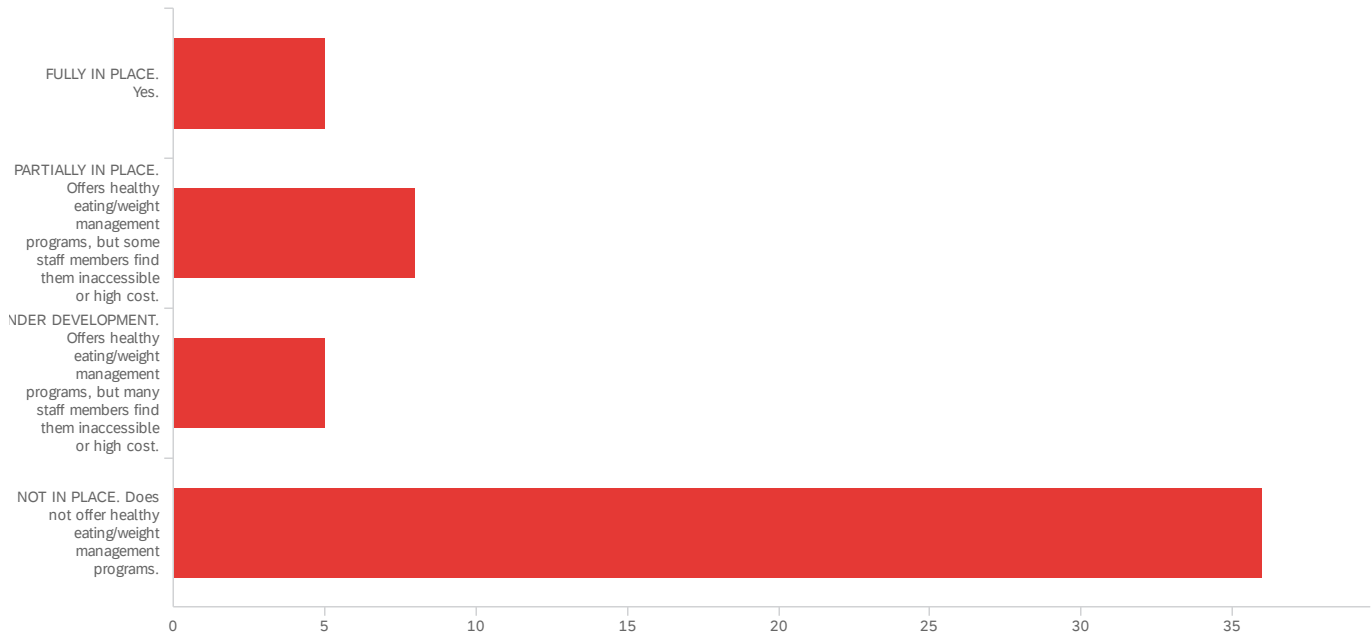
#	Field	Minimum	Maximum	Mean	Std Deviation	Variance	Count
1	Does your school or district offer staff members accessible and free or low-cost physical activity/fitness programs?	1.00	4.00	2.98	1.30	1.68	54

#	Field	Choice Count
1	FULLY IN PLACE. Yes.	25.93% 14
2	PARTIALLY IN PLACE. Offers physical activity/fitness programs, but some staff members find them inaccessible or high cost.	7.41% 4
3	UNDER DEVELOPMENT. Offers physical activity/fitness programs, but many staff members find them inaccessible or high cost.	9.26% 5
4	NOT IN PLACE. Does not offer physical activity/fitness programs.	57.41% 31

54

Q7.2 - Does your school or district offer staff members healthy eating/weight

management programs that are accessible and free or low-cost?

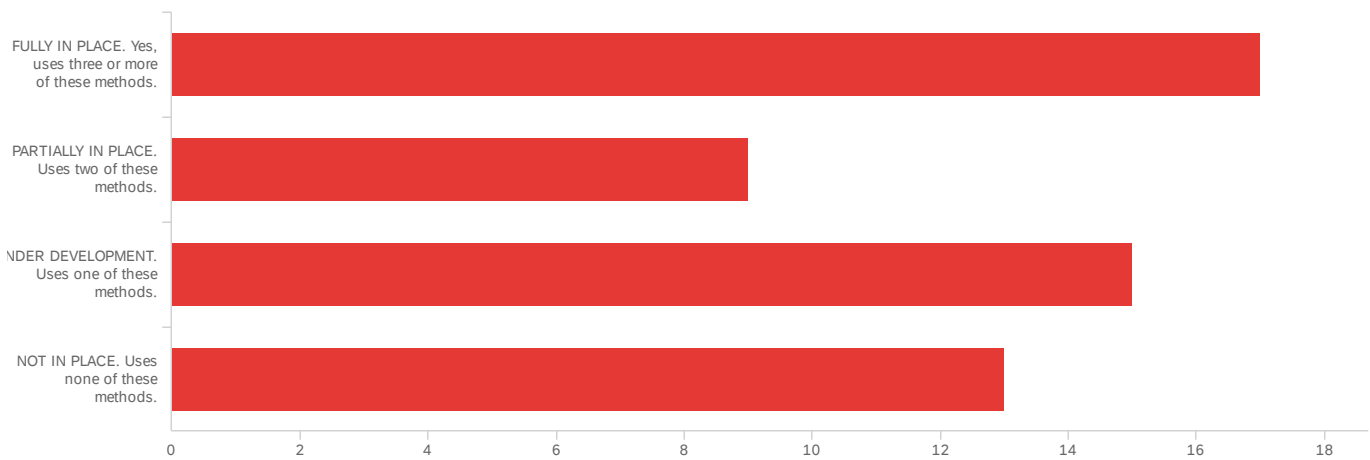


#	Field	Minimum	Maximum	Mean	Std Deviation	Variance	Count
1	Does your school or district offer staff members healthy eating/weight management programs that are accessible and free or low-cost?	1.00	4.00	3.33	1.04	1.07	54

#	Field	Choice Count
1	FULLY IN PLACE. Yes.	9.26% 5
2	PARTIALLY IN PLACE. Offers healthy eating/weight management programs, but some staff members find them inaccessible or high cost.	14.81% 8
3	UNDER DEVELOPMENT. Offers healthy eating/weight management programs, but many staff members find them inaccessible or high cost.	9.26% 5
4	NOT IN PLACE. Does not offer healthy eating/weight management programs.	66.67% 36

54

Q7.3 - Does your school or district use three or more methods to promote and encourage staff member participation in its health promotion programs? Information at orientation for new staff members Information included with paycheck Flyers posted on school bulletin boards Letters mailed directly to staff Announcements at staff meetings Articles in staff newsletters Incentive/reward programs Public recognition Life/health insurance discounts Gym or health club discounts, such as YMCA Posting to a website or listserv E-mail messages Positive role modeling by administrators or other leaders



#	Field	Minimum	Maximum	Mean	Std Deviation	Variance	Count
1	Does your school or district use three or more methods to promote and encourage staff member participation in its health promotion programs? Information at orientation for new staff members Information included with paycheck Flyers posted on school bulletin boards Letters mailed directly to staff Announcements at staff meetings Articles in staff newsletters Incentive/reward programs Public recognition Life/health insurance discounts Gym or health club discounts, such as YMCA Posting to a website or listserv E-mail messages Positive role modeling by administrators or other leaders	1.00	4.00	2.44	1.17	1.36	54

#	Field	Choice Count
1	FULLY IN PLACE. Yes, uses three or more of these methods.	31.48% 17
2	PARTIALLY IN PLACE. Uses two of these methods.	16.67% 9
3	UNDER DEVELOPMENT. Uses one of these methods.	27.78% 15
4	NOT IN PLACE. Uses none of these methods.	24.07% 13

54

Showing rows 1 - 5 of 5

Q7.4 - Do you have any other feedback or information you would like to share related to school health? Type N/A if you do not have any feedback.

Do you have any other feedback or information you would like to share relat...

n/a

N/A

N/A

I am not sure if there is a program in place for weight management, but I advocate it fid staff.

N/A

NA

N/A

NA

N/A

No

N/A

na

Our district does offer a minimum of two district designed health and wellness days

N/A

n/a

None

n/a

N/A

N/A

N/A

N/A

Do you have any other feedback or information you would like to share relat...

N/A

N/A

NA

NA

N/A

n/a

n/a

N/A

N/a

N/A

N/A

N/A

NA

N/A

n/a

N/A

N/A

N/A

N/A

N/A

NA

n/a

n/a

I think it would be extremely beneficial to have staff supported with incentives to increase their health aside from the employee wellness day.

n/a

Do you have any other feedback or information you would like to share relat...

n/a

N/A

We are very interested in the Farm to School initiative with our established garden.

NA

NA

We host a walk around the park in addition to our dance teachers leading a session in dance and the school psychologist discussing mental well being. Our counselors make themselves available for students and staff; The District wellness days are wonderful and much needed.

n/a

N/A

Q8.1 - How can the school district better support wellness in your school? Type N/A if

you do not have any comments.

How can the school district better support wellness in your school? Type N/...

More exercise classes

District-sponsored fitness and wellness activities that will promote family/community engagement and health.

N/A

make the health and weight management programs that are available more visible

N/A

NA

N/A

NA

N/A

Having intentional wellness days designated each quarter or maybe monthly

N/A

na

Continue to offer health and wellness days. We as a school will partner with chefs within our community on establishing healthy eating practices for families.

N/A

The implementation of weight loss programs and stress management progress, outside of health insurance benefits would benefit our school district, i.e. walking clubs at Forsyth or Daffin Park.

N/A

n/a

N/A

N/A

N/A

How can the school district better support wellness in your school? Type N/...

N/A

Share more information about staff health & wellness, such as items listed on the previous screen.

Could the district offer staff free YMCA memberships?

NA

NA

N/A

Offer and better communicate health/fitness programs and discounts associated

n/a

N/A

N/a

N/A

N/A

I would love to see the district host aerobic or yoga/spin classes for staff before or after school hours. Health Classes that offer recipes or lessons for preparing healthy meals, etc Walking Classes at one of the local parks Dance Classes to be offered as a means of exercising

NA

N/A

n/a

N/A

N/A

N/A

Coordinate wellness activities with required school/district training. Our school had required LETRS training during a Wellness Day.

N/A

NA

Our students need to be provided opportunities to participate in sports or to leverage community teams and recreation centers to provide these options at affordable prices for virtual students.

How can the school district better support wellness in your school? Type N/...

n/a

Offer local incentives or a school space dedicated to fitness and healthy living practices.

n/a

Allot funds for a Wellness Coordinator.

N/A

Resources and guides would be helpful for implementing school- wide wellness. We would also love to have some guidance with creating a Wellness Team to help promote these initiatives.

NA

NA

Love the wellness days that are promoted.

n/a

N/A

FirstName

FirstName

LastName

LastName

Email

Email

School

School

End of Report