

# Bridging the Gap

Supporting Students  
Through Change

Thursday, April 23 | 6-7:30 pm



**FEDERAL WAY**  
PUBLIC SCHOOLS



# Ready...Set... Kindergarten!

FWPS Parent Academy 4/23/2026  
Early Learning Department



Parents are  
a child's  
**FIRST**  
and most  
important teachers.



*one*



THE EARLY YEARS

Building the Foundation



*two*



WHOLE CHILD

Thriving, Confident,  
Responsible Individuals

*three*



ACTIVE LEARNERS

Engaged, Empowered  
Critical Thinkers


*four*



CONTENT-AREA  
COMPETENCE

Mastery of All  
Subjects

*five*



PERSISTENCE TO GRADUATION

High School  
Graduation  
Through Successful  
Transitions

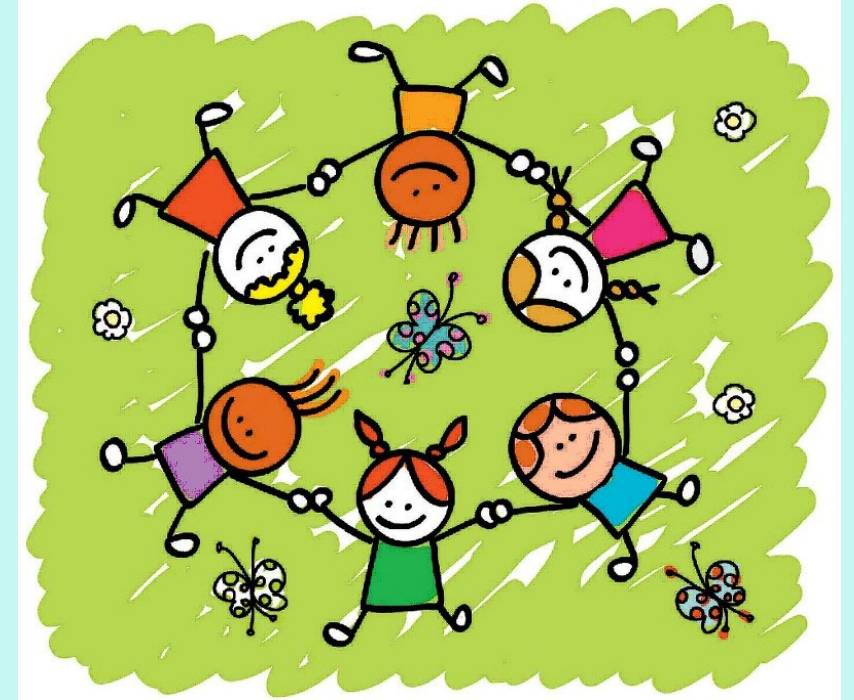


FEDERAL WAY  
PUBLIC SCHOOLS

# Agenda



- Welcome & Introductions
- FWPS Kindergarten basics
- What do WE think a ready kindergartner looks like?
- Kindergarten readiness “targets” & ways to encourage these “targets” at home
- What Kindergarten Teachers want you to know
- Q & A



# FWPS Kindergarten Basics



- FWPS has 23 elementary schools
- Child must be 5 years old by 8/31
- Kindergarten in FWPS is full-day
- Online enrollment can be found on our district's website
- Families can also register in-person during school hours
- Please bring: birth certificate, proof of address & child's immunization records


**Please let us know if you need support with kindergarten registration!**

## Dates:

- Kindergarten Registration- **NOW OPEN**
- Kindergarten Jump Start- dates in April-June
- Kindergarten K- Camp- August OR first 2 days of school
- First day of school- September 2nd
- First 6 days of school- school AM & family connection meetings PM
- First full day of school for kindergarten- Friday 9/11



# What does a "READY KINDERGARTNER" look like?



- . . . Can
- . . . Does
- . . . Says











PreK-3 Cross District  
Coalition

## Kindergarten Readiness Guidelines

Parents and families have a very important role as their child's first teacher. Children learn in different ways and at different rates. They come to school with varying skills. These guidelines highlight some of the skills children need to be prepared for kindergarten. The list below suggests ways to work with your child to help him/her be more ready for school.

| <b>Social/ Emotional</b> |   | We are working on this.   | Yes, my child can do this.  |
|--------------------------|---|---|---|
| 1                        | My child can follow 2-step directions consistently and is beginning to follow 3-step directions.          |   |   |
| 2                        | My child can remember and follow routines (ex: dinner, bath, brush teeth, read bedtime story, go to bed). |   |   |
| 3                        | My child can tell about his/her own feelings (ex: I feel happy, I feel sad, I feel excited).              |    |  |
| 4                        | My child can calm him/herself when frustrated or upset.   |   |   |
| 5                        | My child can put on his/her own coat.   |    |   |
| 6                        | My child can use the bathroom independently.  |   |   |
| 7                        | My child can wash his/her hands.  |   |   |
| 8                        | My child can put away toys, clean up small spills and pick up after him/herself.                          |  |   |
| 9                        | My child shares, takes turns and helps others.  |   |   |
| 10                       | My child adjusts to new situations and/or people.   |  |   |

# Social Emotional & Behavioral Targets:



- **Manages feelings:** my child can calm themselves when upset or frustrated
- **Follows limits & expectations:** my child can remember & follow routines at home. My child can follow 2-step directions consistently
- **Takes care of own needs:** my child can be confident in meeting own needs (washing hands, bathroom use, puts away jacket, etc.)
- **Attends and engages:** sustains attention on tasks or interests; can ignore most distractions and interruptions
- **Persists:** plans, pursues and sustains difficult tasks
- **Solves problems:** solves problems with independence or with minimal adult support



# Ways to Encourage Social Emotional and Behavioral Targets at Home:



- Read books that solve problems, ask questions during story
- Play games as a family
- Play together & have fun!
- Create opportunities for your child to play with peers
- Develop and follow routines at home: routines at home transfer into the school setting!
- Say positive things to your child
- Be patient and responsive to questions
- Encourage independence
- Talk about how they are feeling regularly



# Meet Tucker Turtle!



## Tucker Turtle Takes Time to Tuck and Think at Home

A scripted story to assist with teaching the "Turtle Technique"

By Rochelle Lentini, Lindsay N. Giroux and Mary Louise Hemmeter

ChallengingBehavior.org

The reproduction of this document is encouraged. Permission to copy is not required. If modified or used in another format, please cite the original source. This is a product of the National Center for Pyramid Model Innovations with contributions from WI Pyramid Model and was made possible by Cooperative Agreement #H0023 which is funded by the U.S. Department of Education, Office of Special Education Programs. However, those contents do not necessarily represent the policy of the Department of Education and you should not assume endorsement by the Federal Government. Pub#: 03/20/20




### NCPMI The Turtle Technique



Step 1. Recognize your feelings.



Step 2. Stop your body.



Step 3. Tuck inside your shell and take three deep breaths.



Step 4. Come out when you are calm and think of a solution.

It used to be that when Tucker got mad, he would hit, kick, or yell at his family and friends. His family and friends would get sad and scared.



# Literacy Targets:



- **Rhyming:** my child can describe words that rhyme (cat, mat, sat)
- **Hears sounds:** my child is able to hear sounds in words (big, brown, bear) & hears parts of words (hap-py is 2 parts)
- **Letter names:** my child can name 10 letters, especially in their own name
- **Letter sounds:** my child can identify some letter sounds
- **Book behaviors:** my child holds a book, know where to start reading, cover, etc.
- **Reading skills:** my child pretends to read some language from a book & can “picture walk” through stories
- **Writes name:** my child can write first name



**WaKIDS**

Washington  
Kindergarten Inventory  
of Developing Skills

# Ways to Encourage Literacy Targets at Home:



- Have conversations with your child and build oral language skills
- Read books that have rhyming words and sing nursery rhymes
- Encourage play with words, and make up their own
- Use playdoh to make letters
- Use foam letters in the bathtub or magnetic letters on the fridge
- Read books and visit the local library!
- Use flour or shaving cream to practice writing letters and first name
- Go on a letter hunt





# Mathematics Targets:



- **Counts:** my child can count out loud to 20, in order
- **Quantifies:** my child is beginning to understand concepts of more, less and the same when comparing sets of items
- **Connects #'s to quantities:** my child can connect numbers 1-10 with matching sets of objects
- **Understands shapes:** my child can identify common shapes (circle, square, triangle, rectangle)



# Ways to Encourage Math Targets at Home:

- Practice counting frequently- during meal times, while walking to the bus stop, jumping up and down....count all the time!
- Number/counting books & games and songs with numbers and counting
- Build something together with your child
- Bake or cook with your child
- Talk about shapes in your home or in the environment
- Go on a shape hunt while outside
- Use shaving cream or flour to write numbers and shapes
- Have fun with playdoh making shapes



# Fun Ways to Practice Writing Numbers

Just a couple of reminders:

1. Remember to begin your numbers at the top and pull down.
2. Hold your pencil properly.



Tripod Grip



- Use shaving cream, or pudding
- Use chalk on the sidewalk
- Trace numbers on a sibling's back
- Make numbers with pipe cleaners
- Make numbers with Legos
- Put paint or pudding in a bag and use your finger to write on the bag
- Form numbers using clay
- Put salt, sugar, flour, or sand in a tray and use your finger to form numbers
- Use water and a paintbrush to write on the sidewalk
- Use wet spaghetti noodles to make your numbers



# Outdoor Number Fun



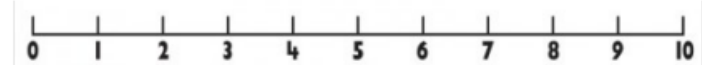
Here are some fun math games that you can play outdoors with your child to help them practice their addition facts to ten. Have fun! Enjoy the sunshine!



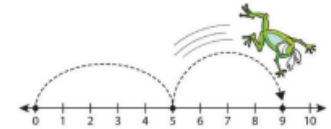
**Hopscotch** - Draw a fun hopscotch on the sidewalk. Picture to the right. Call out a number and have your child hop to the correct number. Or, say, "Hop to number three. Add one more."

**Firehose Practice** - Write the numbers 1 - 10 on a fence or sidewalk. Call out a number and your child can use a squirt bottle, squirt gun, etc. on the correct number and erase the number! You can do this to practice shapes, numbers & letters.

**Number Line Run** - Draw a chalk number line on the sidewalk. Call out a number and your child can run to the correct number. Make it more challenging by saying "run to number 3, and hop 2 more (or less)"



**Number Line Hop** - Draw a chalk number line on the sidewalk. Call out a number and have your child run to that number. Now call out a second number and your child can hop that many times to the correct answer. Example: You say "4" and your child runs to the number four and stands on the four. You say "plus 3" and your child hops forward three spots on the number line and lands on the correct number.



**Jump rope games** - Call out a number and have your child count by jumping the correct number that is called out. Example: You say, "number 5" Your child jumps five times.

Here are some fun jump rope rhymes: <https://www.care.com/c/stories/3968/ll-catchy-jump-rope-rhymes/>

# 4 Things Kindergarten Teachers Want You to Know

1. Parents are the child's first & most important teacher. Parents play a critical role!

## What you can do-

Welcome your child's teacher as an important partner in your child's development

Share what you know about your child, and how to help them be successful



**naeyc**<sup>®</sup>

# 4 Things Kindergarten Teachers Want You to Know

2. There is value in teachers & parents working together as partners!

## What you can do-

Work with your child's teacher to help them learn and grow

Ask the teacher for ideas and strategies on how to help & support your child's learning



**naeyc**<sup>®</sup>

# 4 Things Kindergarten Teachers Want You to Know

3. Communication is KEY!

## What you can do-

Share ways to communicate that works best for you

Ask teachers the best way to access information about your classroom and the school



**naeyc**<sup>®</sup>

# 4 Things Kindergarten Teachers Want You to Know

4. Teachers want to know what makes your family unique!

## What you can do-

Share this with your child's teacher

Communicate family needs, changes & celebrations with teachers




**naeyc**<sup>®</sup>

Q

&

A



# Thank you for attending!

McKenna Nicholson  
Manager of Early  
Learning  
[mnichols@fwps.org](mailto:mnichols@fwps.org)



# Feedback Survey

Please help us improve by sharing your feedback about today's event:

*Encuesta posterior al evento: !Ayúdenos a mejorar!*

*Sau buổi sự kiện: Hãy giúp chúng tôi cải thiện!*

*Опрос мнения по окончании мероприятия:  
Помогите нам учесть недочёты!*

پست-نظرسنجی : رویدادبه ما کمک می کند  
بهبود یابیم!



Scan the QR code or, Visit:  
[www.fwps.org/FamilyAcademySurvey](http://www.fwps.org/FamilyAcademySurvey)