

Unit 1 Family Support Materials

Area and Surface Area

Section A: Reasoning to Find Area

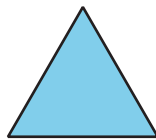
Before grade 6, your student learned to measure the **area** of a shape by finding the number of unit squares that cover the shape without gaps or overlaps. For example, the orange and blue shapes each have an area of 8 square units.



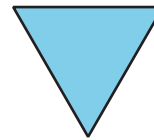
In grade 6, students learn to find the areas of more complicated shapes using two ideas:

- Two shapes that “match up exactly” have the same area. For example, Triangles A and B have the same area because Triangle A can be placed on Triangle B so they match up exactly.

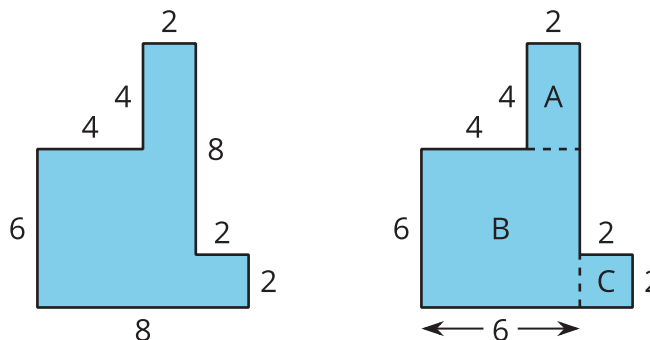
A



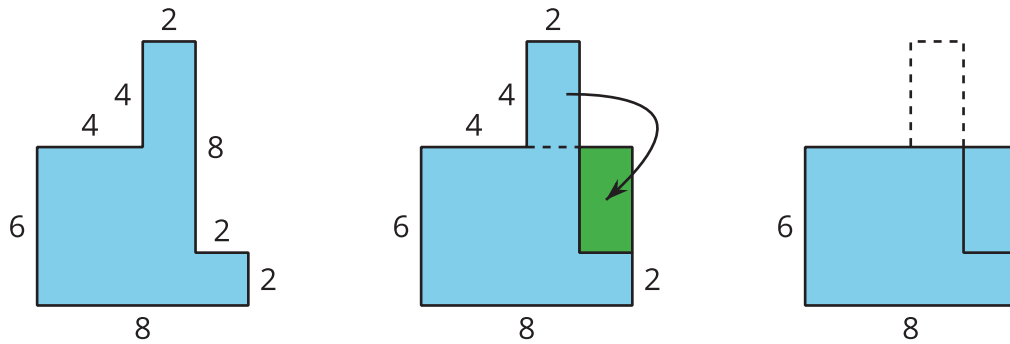
B



- We can *decompose* (break) a shape into smaller pieces and find its area by adding the areas of the pieces. For example, the area of the shape on the left is equal to the area of Rectangle A, plus the area of Rectangle B, plus the area of Rectangle C.

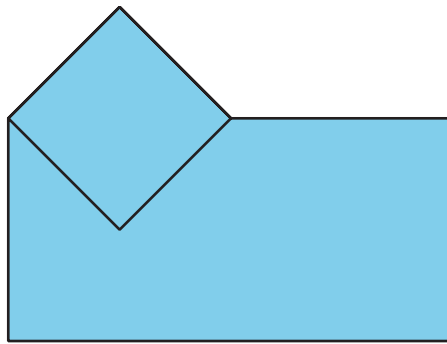


It is sometimes helpful to rearrange parts of a shape to find its area. For example, the rectangular piece that is 2 units by 4 units can be broken from the top and rearranged into a rectangle that is 8 units by 6 units. The area of this rectangle is 48 square units.



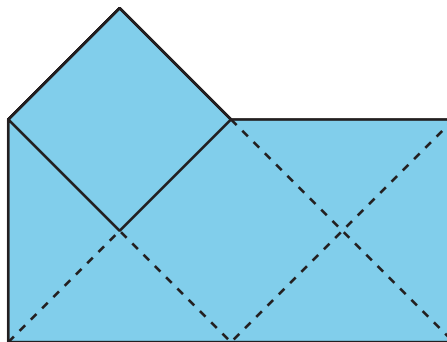
Here is a task to try with your student:

The area of the square is 1 square unit. Find the area of the entire shaded region. Show your reasoning.




Solution:

$4\frac{1}{2}$ square units. Sample reasoning: The rest of the region can be decomposed into a square and several triangles. Two triangles can be arranged to match up perfectly with a square, so each triangle has half the area of the square ($\frac{1}{2}$ square units). In the entire shape, there is a total of 2 squares (2 square units) and 5 triangles ($5 \times \frac{1}{2}$ or $2\frac{1}{2}$ square units). $2 + 2\frac{1}{2} = 4\frac{1}{2}$.

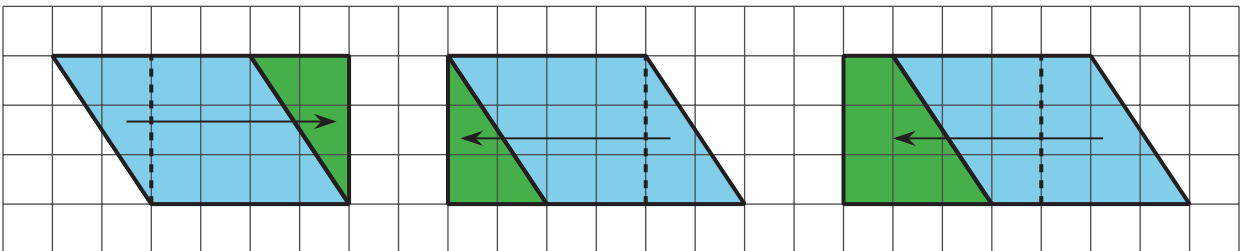


Section B: Parallelograms

This week, your student will investigate *parallelograms*, which are four-sided figures whose opposite sides are parallel.



We can find the area of a parallelogram by breaking it apart and rearranging the pieces to form a rectangle. The diagram shows a few ways of rearranging pieces of a parallelogram. In each one, the result is a rectangle that is 4 units by 3 units, so its area is 12 square units. The area of the original parallelogram is also 12 square units.



Using these strategies allows students to notice pairs of measurements that are helpful for finding the area of any parallelogram: a **base** and a corresponding **height**.

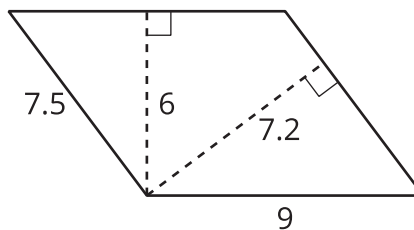
- The length of any side of a parallelogram can be used as a base.
- The height is the distance from the base to the opposite side, measured at a right angle.

In the parallelogram shown here, we can say that the horizontal side that is 4 units long is the base and the vertical segment that is 3 units is the height that corresponds to that base.

The area of any parallelogram is $base \times height$.

Here is a task to try with your student:

Elena and Noah are investigating this parallelogram.



- Elena says, "If the side that is 9 units is the base, the height is 7.2 units. If the side that is 7.5 units is the base, the corresponding height is 6 units."
- Noah says, "I think if the base is 9 units, the corresponding height is 6 units. If the base is 7.5 units, the corresponding height is 7.2 units."

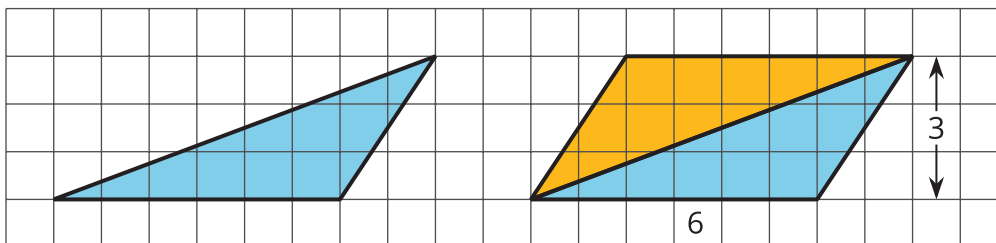
Do you agree with either one of them? Explain your reasoning.

Solution:

Agree with Noah. Explanations vary. Sample explanation: A corresponding height must be perpendicular (drawn at a right angle) to the side chosen as the base. The dashed segment that is 6 units is perpendicular to the two parallel sides that are 9 units long. The dashed segment that is 7.2 units long is perpendicular to the two sides that are 7.5 units.

Section C: Triangles and Other Polygons

Your student will now use their knowledge of the area of parallelograms to find the area of triangles. For example, to find the area of the blue triangle on the left, we can make a copy of it, rotate the copy, and use the two triangles to make a parallelogram.



This parallelogram has a base of 6 units, a height of 3 units, and an area of 18 square units. So the area of each triangle is half of 18 square units, which is 9 square units.

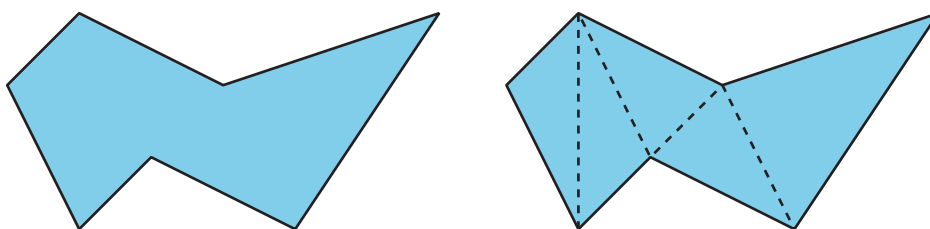
A triangle also has **bases** and corresponding **heights**. Any side of a triangle can be a base. Its corresponding height is the distance from the side chosen as the base to the opposite corner, measured at a right angle. In this example, the side that is 6 units long is the base and the height is 3 units.

Because two copies of a triangle can always be arranged to make a parallelogram, the area of a triangle is always half of the area of a parallelogram with the same pair of base and height. We can use this formula to find the area of any triangle:

$$\frac{1}{2} \times \text{base} \times \text{height}$$

Knowing how to find the area of triangles allows your student to find the area of **polygons**, which are two-dimensional shapes made up of line segments. The line segments meet one another only at their end points. Triangles, quadrilaterals, pentagons, and hexagons are all polygons.

To find the area of *any* polygon, we can break it apart into rectangles and triangles. Here is a polygon with 7 sides and one way to break it apart into triangles. Finding the areas of all triangles and adding them gives the area of the original polygon.

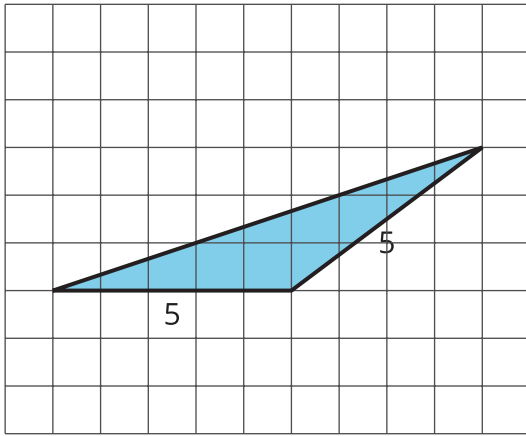


Here is a task to try with your student:

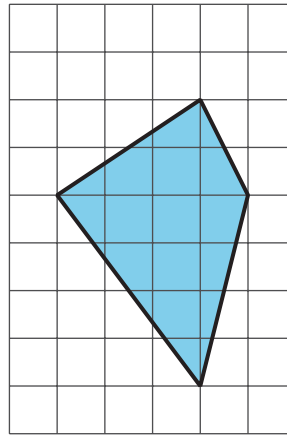
Find the area of each polygon. Show your reasoning.



A B



C

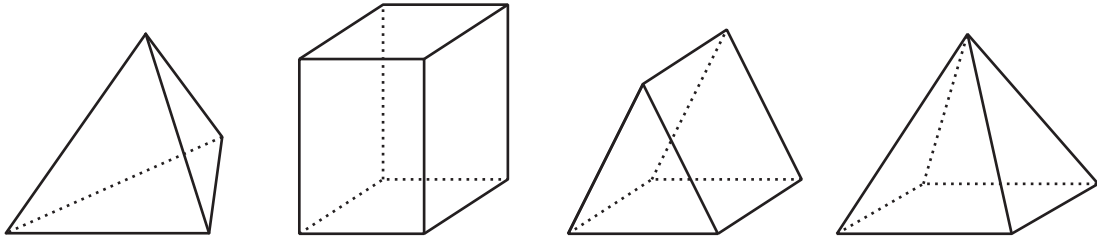


Solution:

- A. 12 square feet. Sample reasoning: The triangle is half of a rectangle that is 3 feet by 8 feet, which has an area of 24 square feet.
- B. $\frac{15}{2}$ or $7\frac{1}{2}$ square units. Sample reasoning: The triangle is half of a parallelogram with a base of 5 units and a height of 3 units. $\frac{1}{2} \cdot 5 \cdot 3 = \frac{15}{2}$
- C. 12 square units. Sample reasoning: The polygon can be broken into two triangles. The one on the left has a base of 6 units and a height of 3 units, so its area is 9 square units ($\frac{1}{2} \cdot 6 \cdot 3 = 9$). The one on the right has a base of 6 units and a height of 1 unit, so its area is 3 square units ($\frac{1}{2} \cdot 6 \cdot 1 = 3$). The total area is $9 + 3$, or 12, square units.

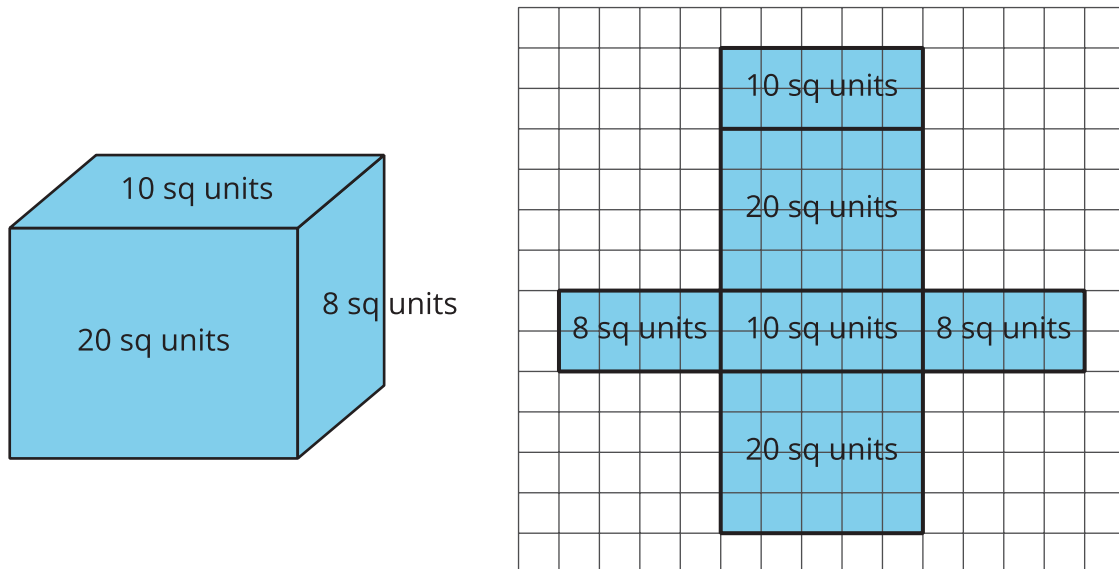
Section D: Surface Area

Imagine painting all of the sides of a box. The amount of surface to be covered with paint is the **surface area** of the box. Your student will focus on finding the surface areas of different three-dimensional objects such as the **prisms** and **pyramids** shown here.



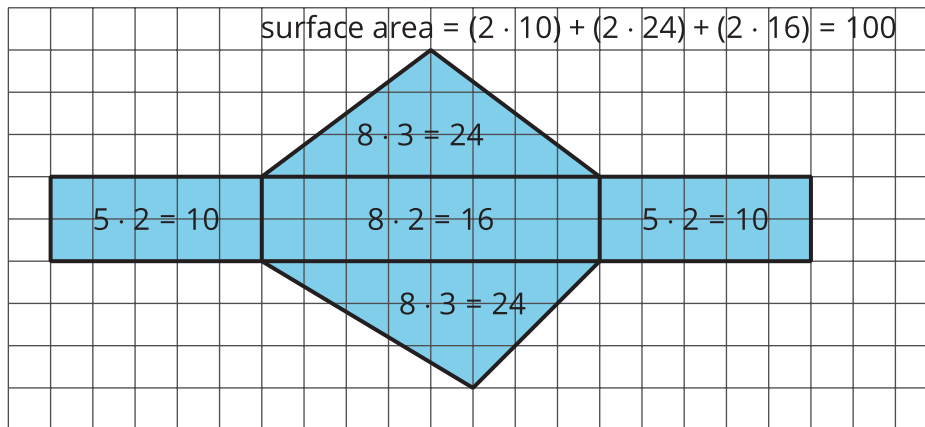
One way to find the surface area of a three-dimensional object is to draw its **net**, which shows all the **faces** of the object as a two-dimensional drawing. A net can be cut out and folded to make the object. To find the surface area of the object, we can find the area of each face (as shown on the net) and add them.

The areas of the six rectangular faces shown add up to 76 square units because $10 + 20 + 10 + 20 + 8 + 8 = 76$, so the surface area of this box is 76 square units.



Here is a task to try with your student:

Andre drew a net of a triangular prism and calculated its surface area. He made an error in both the net drawing and in the calculation.



1. Identify Andre's errors.
2. Find the correct surface area for the prism. Show your reasoning.

Solution:

1. Net: The triangles in a triangular prism should be identical, but the net shows two different triangles. Calculation: There are a few errors. The area of each triangle should be $\frac{1}{2} \cdot 8 \cdot 3$ or 12 square units. Andre did not multiply the base and height by half. The wrong calculation is repeated for both triangles. In the calculation for the surface area, Andre doubled the area of the largest rectangle (which is 16 square units) while there is only one rectangle with that area.
2. The surface area should be 60 square units. The combined area of the two triangles should be $2(\frac{1}{2} \cdot 8 \cdot 3)$ or 24 square units. $10 + 10 + 16 + 24 = 60$. Sample corrected net:

