

Family Support Materials

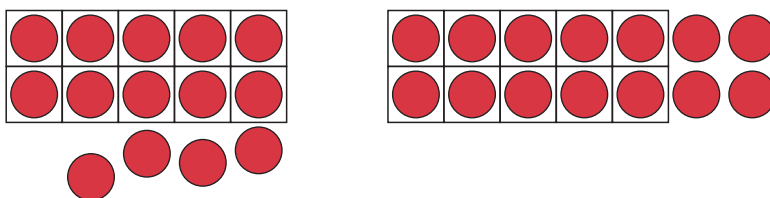
In this unit, students answer “how many?” questions and count out groups within 20. They understand that numbers 11 to 19 are made of ten and one, two, three, four, five, six, seven, eight, or nine more. They also write numbers up to 20.

Section A: Count Groups of 11–20 Objects

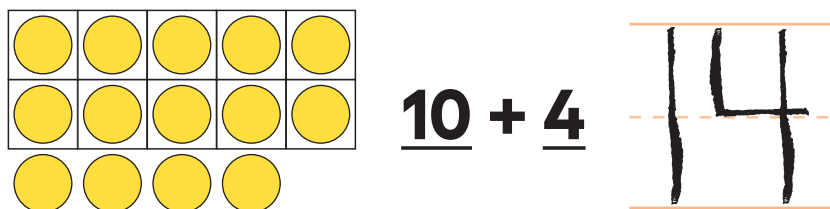
In this section, students count groups of 11–20 objects, using strategies they developed in earlier units, with smaller sets of objects. Students may use a counting mat or a 10-frame and think about how organizing can help them count the objects accurately.

Section B: 10 and Some More

In this section, students see the numbers from 11 to 19 as 10 and some more. Students use fingers and 10-frames to represent these numbers, with more emphasis on the 10-frame as the section progresses. As students represent these numbers, they fill a 10-frame and show some more ones. Students may show the ones in different ways.



Students use objects, draw pictures, and fill in equations to show teen numbers as $10 + \underline{\quad}$.

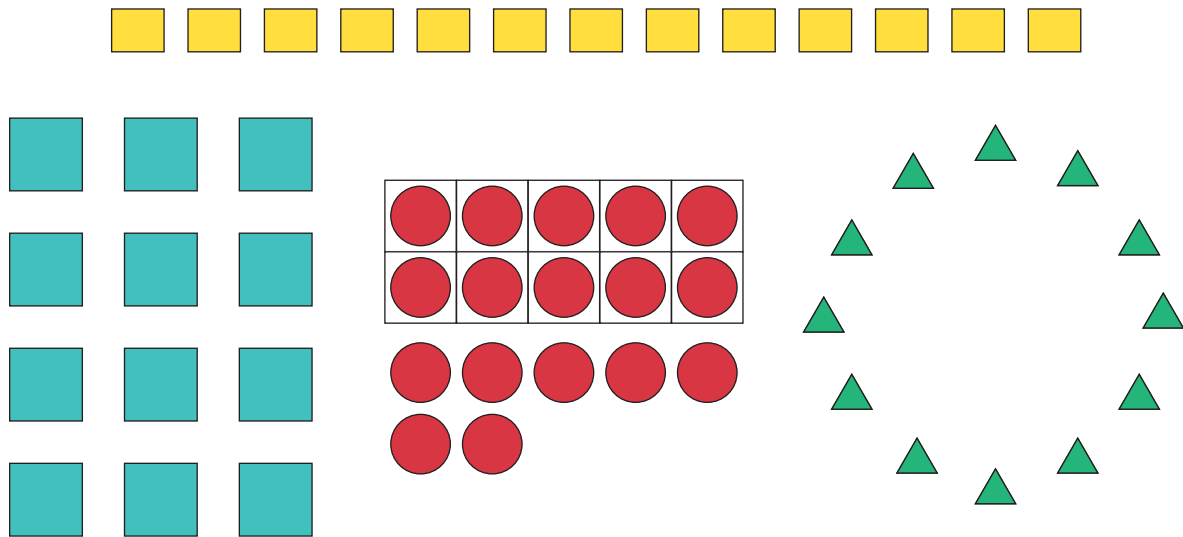


While not required in kindergarten, this work encourages students to count on from 10.

Family Support Materials

Section C: Count Groups of 11–20 Images

In this section, students count groups of up to 20 images. Students work with images arranged in lines, in arrays, in circles, and on 10-frames.



Images arranged in a circle can be tricky for students as it becomes important to keep track of the images that have been counted. Students write numbers to show how many images they count.

Family Support Materials

Try it at home!

Throughout the unit you can support your kindergartener by finding everyday opportunities to practice counting groups of up to 20 objects. For example:

Questions to ask your kindergartener:

- How many oranges do you think are in the bag?
- What can you do to figure out the number of oranges?

Solution: Answers may vary.

Sample responses:

- I think there are 16 oranges in the bag.
- I can figure out the number by putting the oranges in rows and then counting.

Unit 6 Family Support video



Go Online

Go online to find videos for this unit.

ilclass.com/r/10428373

Please log in to the site before using the QR code or URL.