




OREGON AT-A-GLANCE SCHOOL PROFILE

Parkdale Elementary School

PRINCIPAL: Nate Parson | GRADES: K-5 | 4880 Van Nuys Dr, Parkdale 97041 | 541-352-6255




Students We Serve




DEMOGRAPHICS


American Indian/Alaska Native




Asian




Black/African American




Hispanic/Latino



Multiracial



Native Hawaiian/Pacific Islander



White



42%

Ever English Learners



2

Languages Spoken

23%

Students with Disabilities

89%

Required Childhood Vaccinations

39%

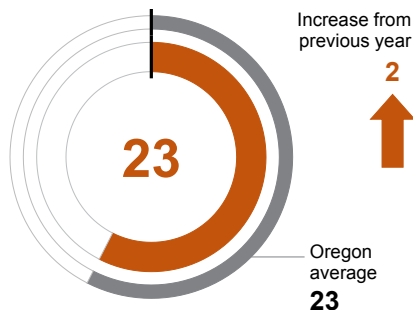
Students Experiencing Poverty

*<10 students or data unavailable

School Environment

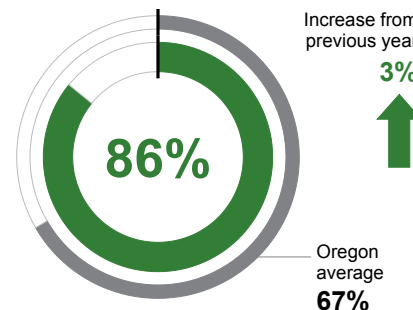
CLASS SIZE

Median class size.



REGULAR ATTENDERS

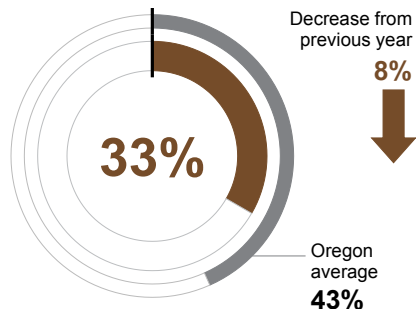
Students who attended more than 90% of their enrolled school days.



Academic Success

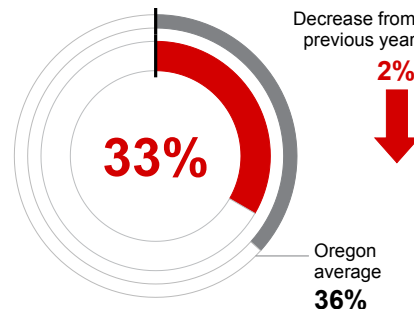
ENGLISH LANGUAGE ARTS

Students meeting state grade-level expectations.



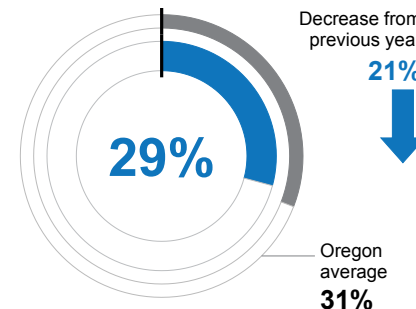
MATHEMATICS

Students meeting state grade-level expectations.



SCIENCE

Students meeting state grade-level expectations.



School Goals

*Submission optional for this section.

State Goals

The Oregon Department of Education is partnering with school districts and communities statewide to reach a 90% on-time graduation rate by 2027. Anchored in the pillars of Academic Excellence, Belonging & Wellness, and Accountability, ODE prioritizes evidence-based strategies that strengthen early literacy, improve attendance, and deepen student engagement. We are committed to eliminating opportunity and achievement gaps for historically underserved students. By investing in culturally responsive practices, cultivating inclusive school environments, and fostering a culture of continuous improvement, we can help ensure every student thrives.

Safe & Welcoming Environment

*Submission optional for this section.



OREGON AT-A-GLANCE SCHOOL PROFILE CONTINUED

Parkdale Elementary School

Outcomes

Our Staff (rounded FTE)



18

Teachers



11

Educational assistants



1

Counselors/ Psychologists/ Social Workers



76%

Average teacher retention rate over the past three years



78%

% of licensed teachers with more than 3 years of experience



No

Same principal in the last 3 years

REGULAR ATTENDERS

American Indian/Alaska Native	<10 students or data unavailable
Asian	<10 students or data unavailable
Black/African American	<10 students or data unavailable
Hispanic/Latino	86%
Multiracial	<10 students or data unavailable
Native Hawaiian/Pacific Islander	<10 students or data unavailable
White	86%
Students Experiencing Poverty	84%
Ever English Learner	88%
Students with Disabilities	87%
Migrant	91%
Homeless	<10 students or data unavailable
Students in Foster Care	<10 students or data unavailable
Military Connected	<10 students or data unavailable
Talented and Gifted	<10 students or data unavailable
Female	88%
Male	84%
Non-Binary	<10 students or data unavailable

ENGLISH LANGUAGE ARTS

<10 students or data unavailable
<10 students or data unavailable
<10 students or data unavailable
19%
<10 students or data unavailable
<10 students or data unavailable
46%
23%
17%
<5%
20%
<10 students or data unavailable
<10 students or data unavailable
<10 students or data unavailable
<10 students or data unavailable
<10 students or data unavailable
35%
31%
<10 students or data unavailable

MATHEMATICS

<10 students or data unavailable
<10 students or data unavailable
<10 students or data unavailable
18%
<10 students or data unavailable
<10 students or data unavailable
47%
23%
19%
11%
23%
<10 students or data unavailable
<10 students or data unavailable
<10 students or data unavailable
<10 students or data unavailable
27%
40%
<10 students or data unavailable

About Our School

BULLYING, HARASSMENT, AND SAFETY POLICIES

*Submission optional for this section.

EXTRACURRICULAR ACTIVITIES

*Submission optional for this section.

PARENT ENGAGEMENT

*Submission optional for this section.

COMMUNITY ENGAGEMENT

*Submission optional for this section.