OREGON DEPARTMENT OF EDUCATION
Oregon achieves . . . together!

OREGON AT-A-GLANCE SCHOOL PROFILE

May Street Elementary School

PRINCIPAL: Dan Barnard | GRADES: K-5 | 1001 10th Street, Hood River 97031 | 541-386-2656

2024-25

Students We Serve

434
Student Enrollment

DEMOGRAPHICS

American Indian/Alaska Native		
	Students	<1%
	Teachers	0%
Asian		
	Students	1%
	Teachers	3%
Black/African American		
	Students	1%
	Teachers	0%
Hispanic/Latino		
	Students	32%
	Teachers	3%
Multiracial		
	Students	5%
	Teachers	0%
Native Hawaiian/Pacific Islander		
	Students	<1%
	Teachers	0%
White		
	Students	60%
	Teachers	94%

27% Ever English Learners

3 Languages Spoken

21% Students with Disabilities

89% Required Childhood Vaccinations

29% Students Experiencing Poverty

*<10 students or data unavailable

School Environment

CLASS SIZE

Median class size.

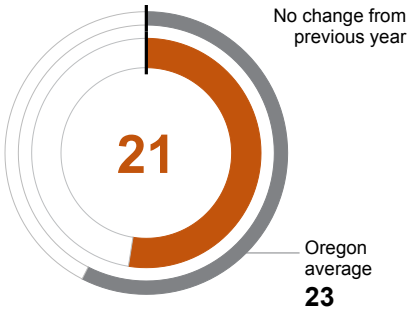

REGULAR ATTENDERS

Students who attended more than 90% of their enrolled school days.

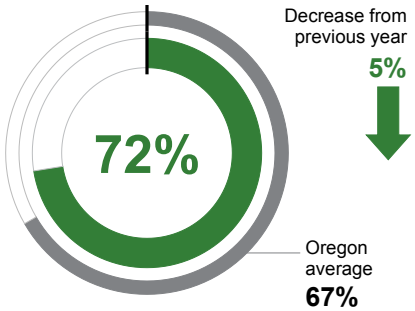

Academic Success

ENGLISH LANGUAGE ARTS

Students meeting state grade-level expectations.

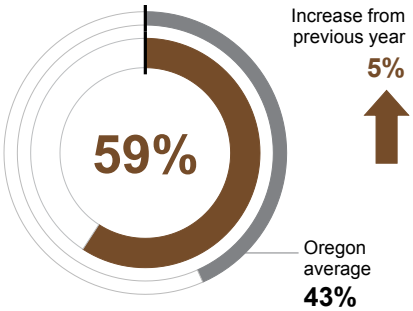

MATHEMATICS

Students meeting state grade-level expectations.

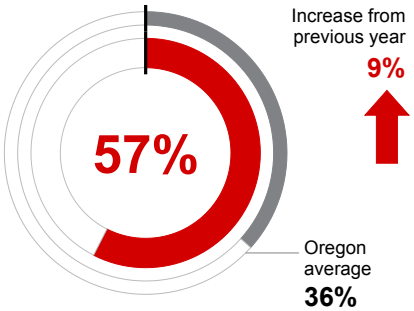

SCIENCE

Students meeting state grade-level expectations.

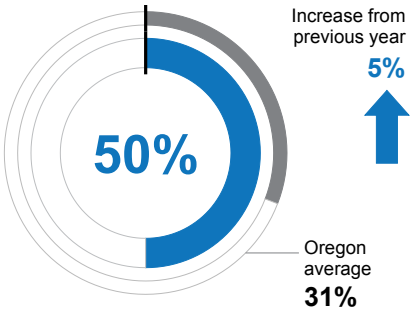

School Goals

*Submission optional for this section.

State Goals

The Oregon Department of Education is partnering with school districts and communities statewide to reach a 90% on-time graduation rate by 2027. Anchored in the pillars of Academic Excellence, Belonging & Wellness, and Accountability, ODE prioritizes evidence-based strategies that strengthen early literacy, improve attendance, and deepen student engagement. We are committed to eliminating opportunity and achievement gaps for historically underserved students. By investing in culturally responsive practices, cultivating inclusive school environments, and fostering a culture of continuous improvement, we can help ensure every student thrives.

Safe & Welcoming Environment

*Submission optional for this section.

School Website: www.hoodriver.k12.or.us/mses

OREGON DEPARTMENT OF EDUCATION
Oregon achieves . . . together!

OREGON AT-A-GLANCE SCHOOL PROFILE CONTINUED

May Street Elementary School

2024-25

Our Staff (rounded FTE)

29 Teachers

14 Educational assistants

3 Counselors/ Psychologists/ Social Workers

83% Average teacher retention rate over the past three years

89% % of licensed teachers with more than 3 years of experience

No Same principal in the last 3 years

Outcomes

	REGULAR ATTENDERS	ENGLISH LANGUAGE ARTS	MATHEMATICS
American Indian/Alaska Native	<10 students or data unavailable	<10 students or data unavailable	<10 students or data unavailable
Asian	<10 students or data unavailable	<10 students or data unavailable	<10 students or data unavailable
Black/African American	<10 students or data unavailable	<10 students or data unavailable	<10 students or data unavailable
Hispanic/Latino	61%	29%	21%
Multiracial	91%	82%	82%
Native Hawaiian/Pacific Islander	<10 students or data unavailable	<10 students or data unavailable	<10 students or data unavailable
White	77%	69%	70%
Students Experiencing Poverty	63%	32%	34%
Ever English Learner	55%	29%	25%
Students with Disabilities	69%	29%	24%
Migrant	47%	36%	46%
Homeless	<10 students or data unavailable	<10 students or data unavailable	<10 students or data unavailable
Students in Foster Care	<10 students or data unavailable	<10 students or data unavailable	<10 students or data unavailable
Military Connected	<10 students or data unavailable	<10 students or data unavailable	<10 students or data unavailable
Talented and Gifted	85%	>95%	93%
Female	69%	60%	51%
Male	75%	58%	64%
Non-Binary	<10 students or data unavailable	<10 students or data unavailable	<10 students or data unavailable

About Our School

BULLYING, HARASSMENT, AND SAFETY POLICIES

*Submission optional for this section.

EXTRACURRICULAR ACTIVITIES

*Submission optional for this section.

PARENT ENGAGEMENT

*Submission optional for this section.

COMMUNITY ENGAGEMENT

*Submission optional for this section.

Data are suppressed to protect confidential student information.

For more information please visit: www.oregon.gov/ode/schools-and-districts/reportcards/reportcards/Pages/Accountability-Measures.aspx