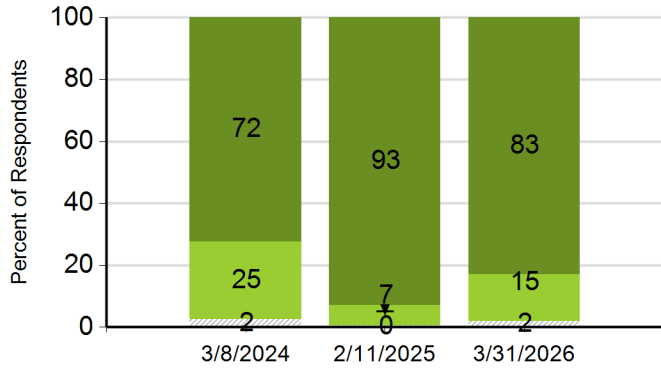
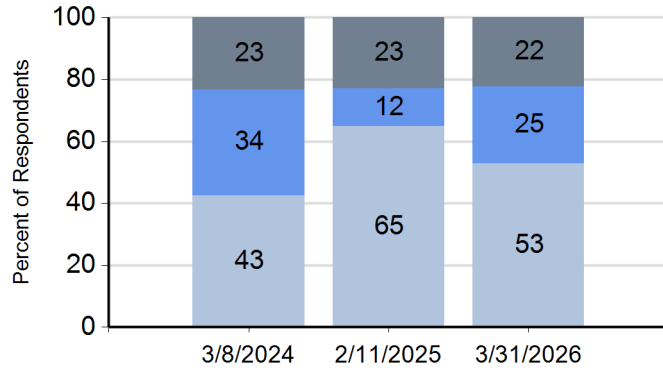


Schoolwide Current Status
Kelley Elementary School
 3/8/2024-3/31/2026



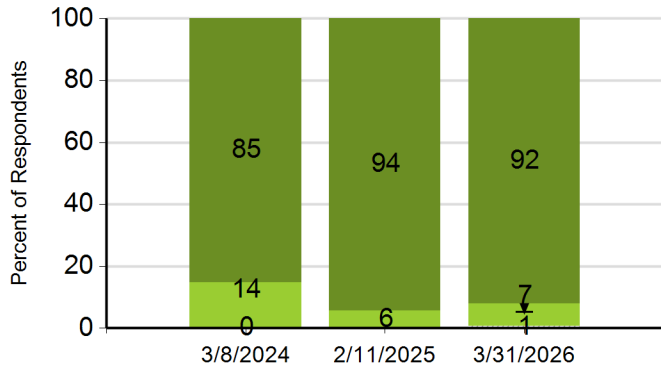
	In Place	Partial in Place	Not in Place
3/8/2024	72%	25%	2%
2/11/2025	93%	7%	0%
3/31/2026	83%	15%	2%

Schoolwide Priority for Improvement
Kelley Elementary School
 3/8/2024-3/31/2026



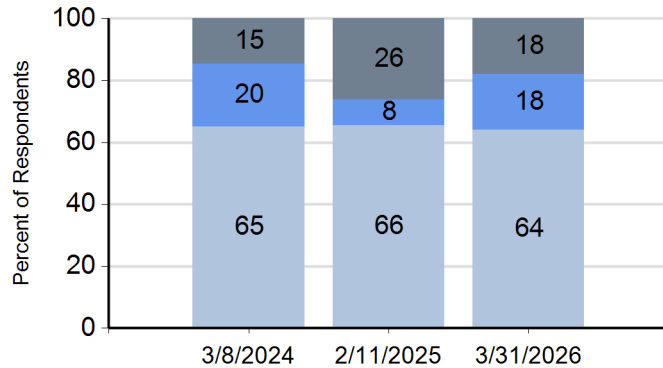
	High	Med	Low
3/8/2024	23%	34%	43%
2/11/2025	23%	12%	65%
3/31/2026	22%	25%	53%

Classroom Current Status
Kelley Elementary School
 3/8/2024-3/31/2026



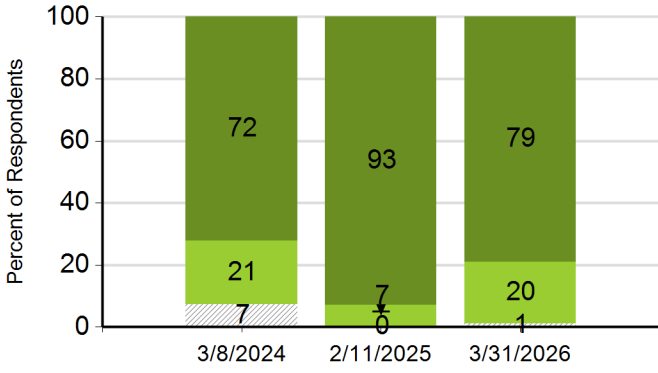
	In Place	Partial in Place	Not in Place
3/8/2024	85%	14%	0%
2/11/2025	94%	6%	0%
3/31/2026	92%	7%	1%

Classroom Priority for Improvement
Kelley Elementary School
 3/8/2024-3/31/2026



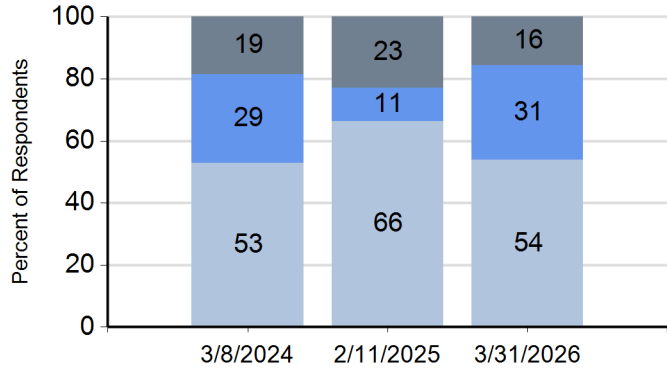
	High	Med	Low
3/8/2024	15%	20%	65%
2/11/2025	26%	8%	66%
3/31/2026	18%	18%	64%

**Tier 2 Current Status
Kelley Elementary School
3/8/2024-3/31/2026**



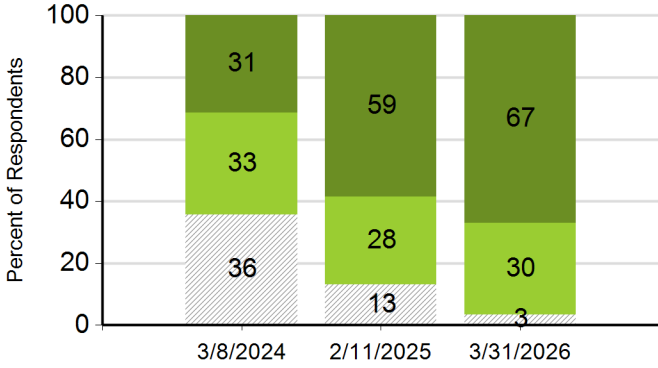
	In Place	Partial in Place	Not in Place
3/8/2024	72%	21%	7%
2/11/2025	93%	7%	0%
3/31/2026	79%	20%	1%

**Tier 2 Priority for Improvement
Kelley Elementary School
3/8/2024-3/31/2026**



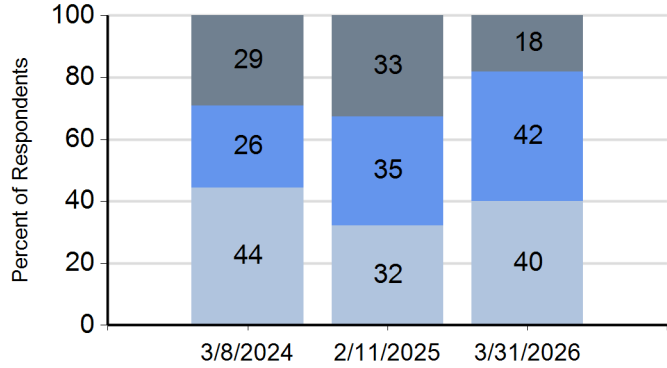
	High	Med	Low
3/8/2024	19%	29%	53%
2/11/2025	23%	11%	66%
3/31/2026	16%	31%	54%

**Tier 3 Current Status
Kelley Elementary School
3/8/2024-3/31/2026**



	In Place	Partial in Place	Not in Place
3/8/2024	31%	33%	36%
2/11/2025	59%	28%	13%
3/31/2026	67%	30%	3%

**Tier 3 Priority for Improvement
Kelley Elementary School
3/8/2024-3/31/2026**



	High	Med	Low
3/8/2024	29%	26%	44%
2/11/2025	33%	35%	32%
3/31/2026	18%	42%	40%