


How to View Grades | As a Guardian

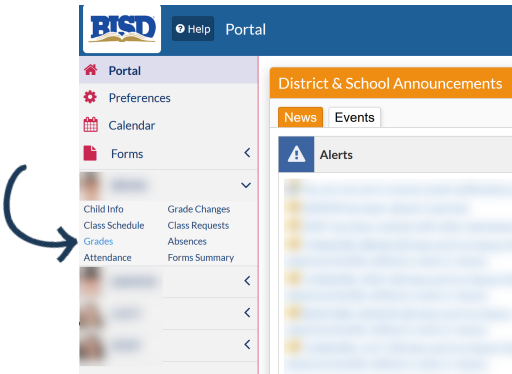


Viewing from a Computer: <https://birdville.focusschoolsoftware.com>

1 Navigate to the Focus Website & enter in your username & password. Click "Login"



2 Once logged in, select the student's name on the right-hand side & then click "Grades".

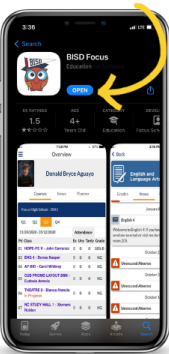


3 From the grades page, guardians will be able to view teacher posted grades for all classes.

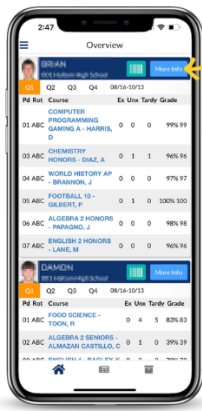
Pd	Rot	Course #	Course	Teacher	Ex	Ux	Tardy	P1	Q1	P2	Q2	S1	P
01	ABC	G0740A	COMPUTER PROGRAMMING GAMING A		0	0	0	99% 99	99% 99				
03	ABC	S30704	CHEMISTRY HONORS		0	1	1	96% 96	96% 96				
04	ABC	S40205	WORLD HISTORY AP		0	0	0	97% 97	97% 97				
05	ABC	G70810	FOOTBALL 10		0	1	0	100% 100	100% 100				
06	ABC	S20804	ALGEBRA 2 HONORS		0	0	0	98% 98	98% 98				
07	ABC	S15604	ENGLISH 2 HONORS		0	0	0	96% 96	96% 96				

Viewing from a Mobile Device

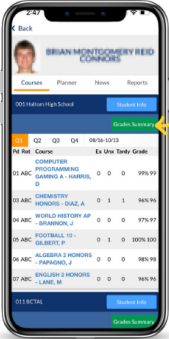
1 Open up the BISD Focus App on your Smart Device.



2 Once logged in, select the student's name on the right-hand side & then click "Grades".



3 Lastly, to view all student grades, tap "Grade Summary" in the upper-right hand corner.



Next, enter in your username & password. Click "Login"

