

Parent Portal Registration to Link Parents to Student Accounts

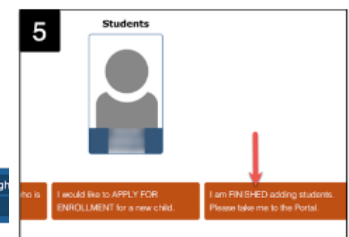
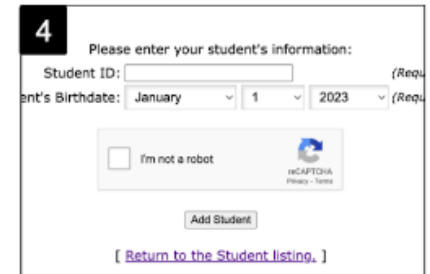
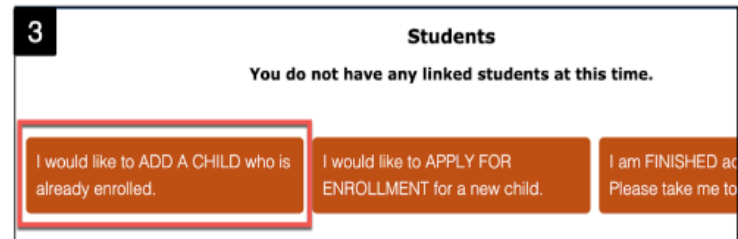
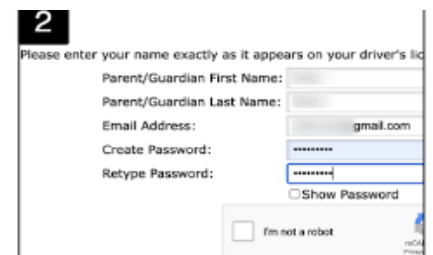
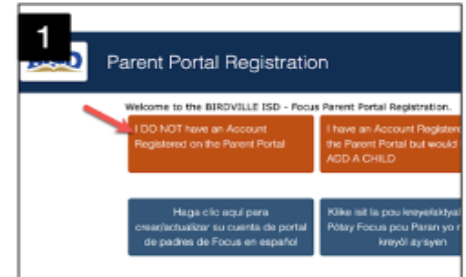


Follow the steps below to create a Focus Parent Portal Account and link your current BISD student. Your email address and created password will be your login information.

Directions for Current BISD Student

See picture examples on the side or follow the directions that are captured in the pictures below:

1. **Access the Parent Portal by going to <https://birdville.focusschoolssoftware.com/focuss/auth/>.** Click on the button that says: **I do not have an account registered on the Parent Portal.**
2. **Register using a valid name and email address.** You will need to enter the parent/guardian's first and last name, and a current email address and create a password in the field that appears.
3. Select the option “ **I would like to ADD a CHILD who is already enrolled**”.
4. **Verify your student with their Student Identification and Date of Birth.** You will also need to check the I am not a robot recaptcha. Click **Add Student**.
5. Once you have **added all students**, click “**I am FINISHED adding students. Please take me to the Portal**” to access your parent portal and complete the retired re-enrollment forms.



Once you have registered, you should see Pending Forms for registration in your parent portal in the forms tab that will show up on the left-hand side of the screen. You can then enroll your student in regular or summer school.

Parent Portal View - Complete Re-Enrollment Form

Student Name	Form	Status
AI	BISD Returning Student Online Registration	Not yet started - Click to begin in [98] English

Completed Forms
No Records Found