

# PEMBROKE PUBLIC SCHOOLS

## Athletic Department Overview



**OUR MISSION: TO EDUCATE AND EMPOWER THROUGH ATHLETICS**



# STUDENT ATHLETE



Educational Based  
Athletics



Competitive  
Excellence



Transformational  
Coaches

The word '**culture**' comes from the Latin cultus, which means '**care**

# Educational Based Athletics

## PHS Class of 2026

- Grade 10- 10 out of top 10 in class are student-athletes
- Grade 11- 9 out of top 10 in class are student-athletes
- Grade 12- 9 out of top 10 in class are student-athletes

## National Honor Society

31 out of 36 inductees are student-athletes



17 Student-Athletes committed to play college athletics

# 2025-2026 Athletic Accolades

## “Competitive Excellence”

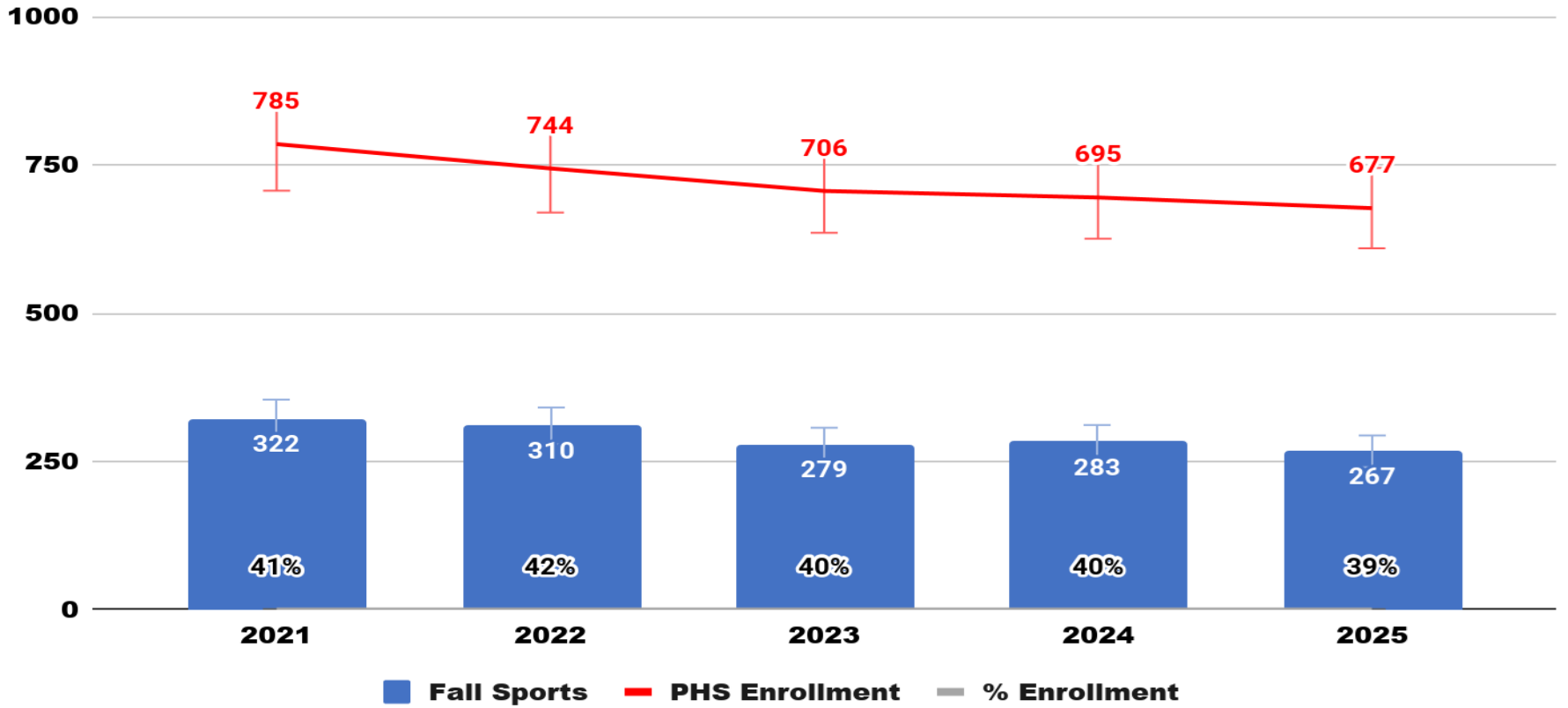
- Alissa Marcella 1,000 point scorer
- Logan Schipper 100 career wins
- Kevin Murrin 100 career points
- Nick McCarthy state champion shot put
- Patriot League **MVP's** in Girls & Boys outdoor track, Girls Tennis, Boys Soccer and Girls Basketball
- Boys & Girls Division 4 Outdoor Track state runner-up
- 8 Patriot League Fisher Division titles
- 82 Patriot League All-Stars
- 12 teams qualified for state tournament
- 6 MIAA round of 16 finalist
- 4 MIAA round of 8 finalist
- 5th in the Patriot League in the Boston Globe Scholastic Standings

# PHS Athletics in the Community

- Girls Basketball hosted “Morgan’s Message” night
- Boys Hockey played a game that was dedicated to the food pantry and spent many hours donating their time.
- Volleyball hosted annual “Pink Night” for cancer awareness
- Youth camps for soccer, basketball, lacrosse, cheerleading, baseball, softball
- Alissa Marcella member of the MIAA Student Advisory Committee

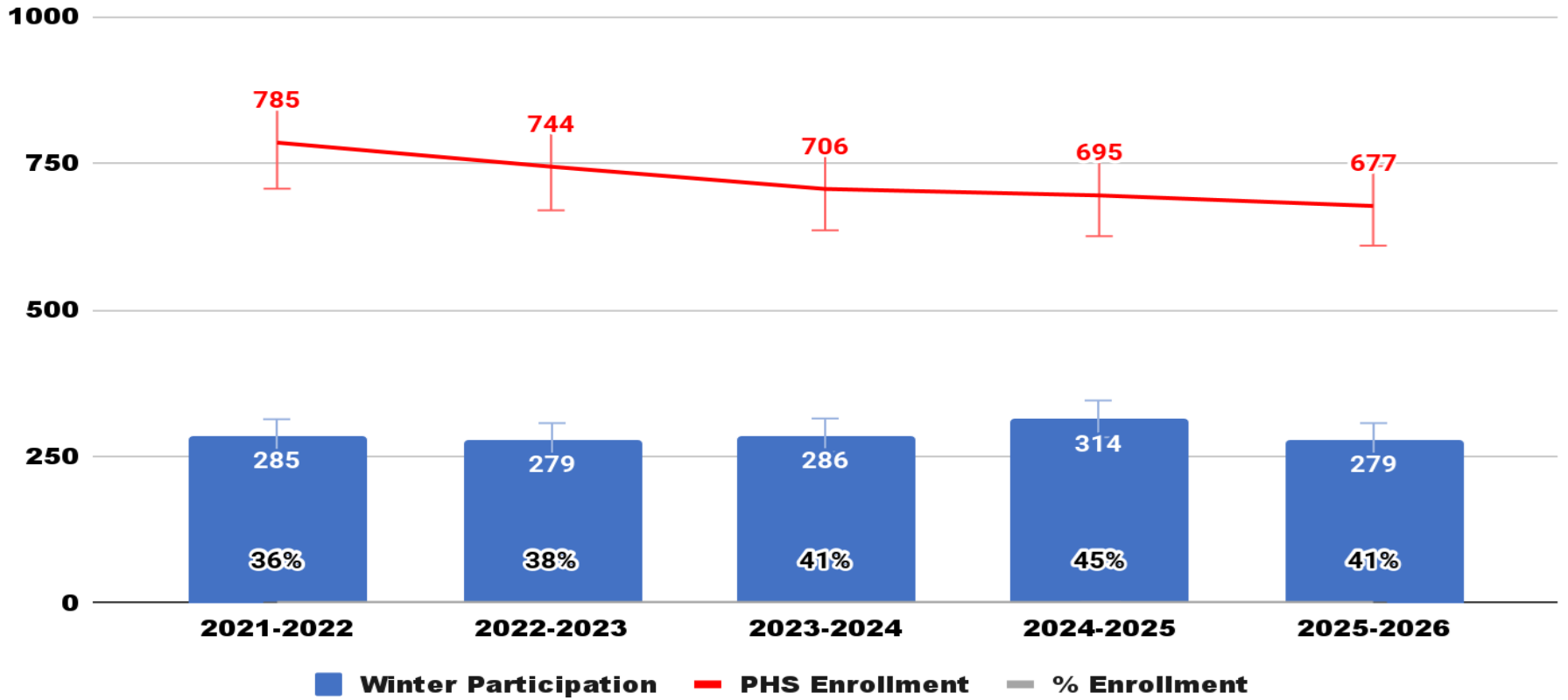


# Fall Sports



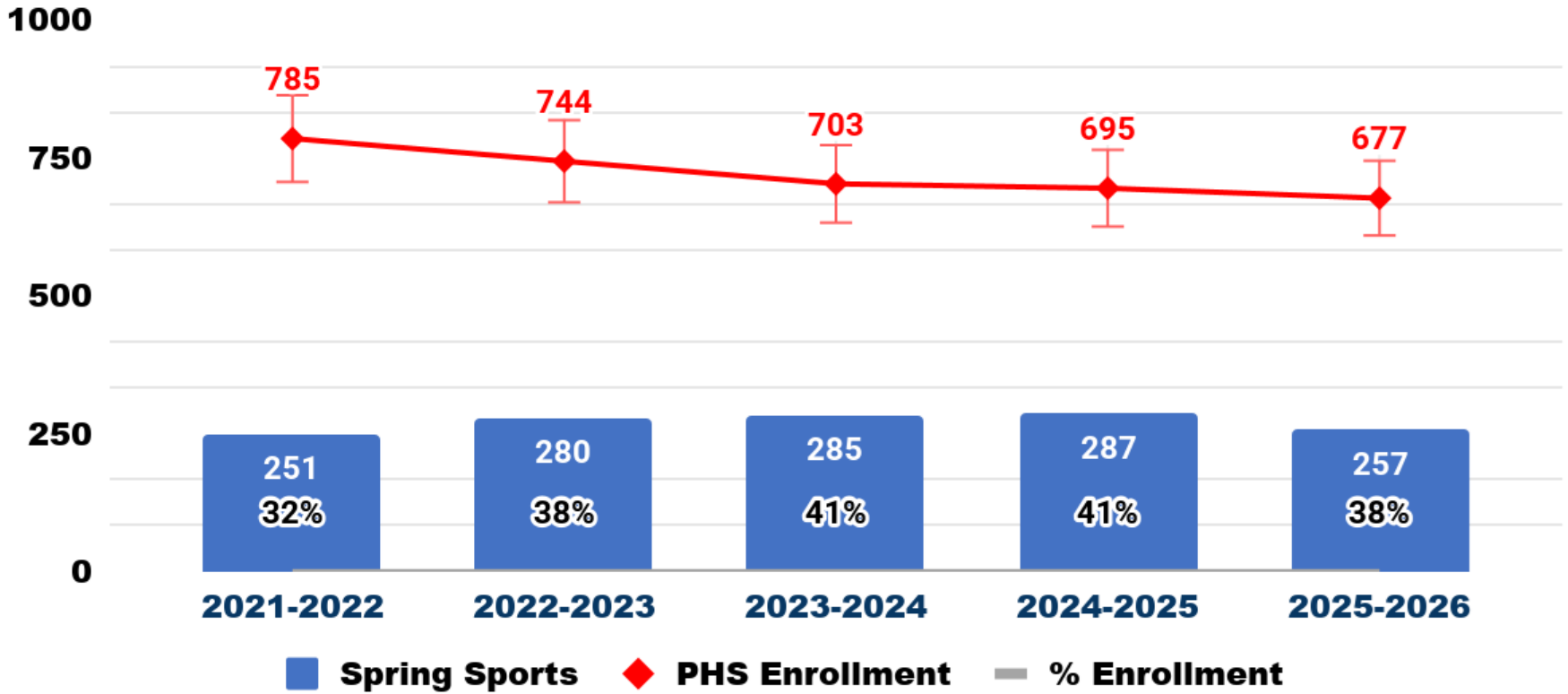
Year	2021	2022	2023	2024	2025	5 year avg
<b>Fall Sports</b>	322	310	279	283	267	292
<b>PHS Enrollment</b>	785	744	706	695	677	721
<b>% Enrollment</b>	41%	42%	40%	40%	39%	40%

# Winter Sports



Year	2021-2022	2022-2023	2023-2024	2024-2025	2025-2026	5 year avg
Winter Sports	285	279	286	314	279	289
PHS Enrollment	785	744	706	695	677	721
% Enrollment	36%	38%	41%	45%	41%	40%

# Spring Sports



Year	2021-2022	2022-2023	2023-2024	2024-2025	2025-2026	5 year avg
Spring Sports	251	280	285	287	257	284
PHS Enrollment	785	744	703	695	677	714
% Enrollment	32%	38%	41%	41%	38%	40%

# Athletic Department Budget Overview (FY26)

Description	Amount
Athletic Director	\$ 65,690
Coaching Stipends (PHS & PCMS)	\$ 323,138
Athletic Maintenance Custodian (revolving account)	\$ 64,764
Contracted Services	\$ 285,000
Officials	\$ 58,968
Supplies & Equipment	\$ 30,160

---

**Total:    \$  
827,720**

# Budget detail

<b>CONTRACTED SERVICES</b>	<b>TOTAL</b>	<b>\$285,000</b>
Rentals: ice, gymnastics, pool		\$90,050
League Dues & Entry Fees		\$24,000
Field Maintenance & Operations		\$24,500
Athletic Training Services		\$66,000
Equipment Reconditioning		\$8,000
Police Details		\$6,000
General & Emergent Service Repairs		\$21,000
Uniform replacement cycle		\$12,000
Transportation		\$33,000

<b>OFFICIALS</b>	<b>TOTAL</b>	<b>\$58,968</b>
Game officials		\$58,968

<b>ATHLETIC SUPPLIES &amp; EQUIPMENT</b>	<b>TOTAL</b>	<b>\$30,160</b>
Fall/Winter/Spring Equipment		\$27,000
Athletic Training Supplies		\$3,160

# Athletic Department Goals FY27

- **Improve the Athletic Facilities**
  - Pressbox
  - Grass fields
  - Softball dugouts
  - Basketball Hoops
- **Continue to strengthen the relationship with Pembroke youth sports**
  - PHS led youth camps/clinics/etc
  - PHS youth nights
- **Livestream athletic events**
  - Free community and family access
- **Continue to provide a holistic student-athlete experience**
  - Strength & Conditioning program
  - Athletic Training services

# Athletic Department Capital Items

Description	Est. Cost
Turf Field Press Box	\$150,000
Basketball Hoops	\$50,000
Strength & Conditioning Coach	\$3,500 (season)
Turf Field (1-2 years away)	.....