













Reading: Pupils in years 3 to 6 follow the Reading Eggs programme and should be completing this 5 times a week for 20 minutes, working through the levels and maps, along with completing the weekly assignments set by their teacher. Pupils should access the library area of the programme in addition to this and read a variety of books. Please contact your child's teacher if you need a reminder of your child's login details.

Mathematics and numeracy	English, literacy and communication	Science and technology	Caru dysgu: Humanities
<p>Ask someone at home to test you for 1 minute on your timetables.</p> <p>Record:</p> <ul style="list-style-type: none"> • How many you got correct • Which facts you need to improve next time <p>Use top marks https://www.topmarks.co.uk/maths-games/hit-the-button to practice your times tables.</p>	<p>Create a poster comparing African elephants and Asian elephants. Your poster should show the similarities and differences between the two animals.</p> <ul style="list-style-type: none"> • Appearance (size, ears, tusks, trunk) • Habitat (where they live) • Diet (what they eat) • Behaviour (how they live or travel in groups) • Interesting facts 	<p>Can you design a first aid kit that you could use on a school trip? Think about what equipment you would put in. What would you keep the first aid equipment in? What sign would you put on the front of the first aid kit? You can design your first aid kit on paper and bring it into school or create a Google doc and post it on our Classroom.</p>	<p>Choose an animal that is at risk of extinction and create power point slide to show how we can help the animals survive in their habitats. Use the link on the WWF that will give you a list of extinct animals.</p> <p>https://www.wwf.org.uk/learn/wildlife/endorsement/red-animals</p> <p>Use your Hwb logins to create this on J2E.</p>
Caru dysgu: Expressive art	Well-being	Languages: Welsh	Languages: Spanish
<p>Research an artist that uses recycled materials to create their pieces of art and create one of your own. Here are few suggestions to help you.</p> <p>Richard Blacklaw-Jones Bronwen Gwillim Lorraine Corrigan</p> <p>Consider the recycled materials they use, can you use similar materials in your own designs?</p>	<p>Take a walk around the local areas to see what sort of animal and ecosystems are in the area that you live.</p> <p>Make a list or take photos and post on the Google Classroom/Seesaw.</p>	<p>Look outside each day for 5 days. Write the weather in Welsh and draw a small picture.</p> <p>You can use these words to help you:</p> <ul style="list-style-type: none">  heulog  bwrw glaw  wyntog  cymylog  oer  bwrw eira 	<p>Look outside each day for 5 days. Write the weather in Spanish and draw a small picture.</p> <p>You can use these words to help you:</p> <ul style="list-style-type: none">  hace sol  llueve  hace viento  está nublado  hace frío  nieva