



# Central Islip UFSD

26/27 Budget Adoption

April 13, 2026

Frank Bacchi, Assistant Superintendent for Business



# 26/27 Budget

Estimated Revenue & Fund  
Balance

# 26/27 Estimated Revenue & Use of Financial Resources



| REVENUE SOURCE   | BUDGET<br>2024-2025  | BUDGET<br>2025-2026  | PROJECTED<br>2026-2027 | 26-27<br>% CHANGE |
|--|----------------------|----------------------|------------------------|-------------------|
| PROPERTY TAXES/STAR AID                                  | \$92.685.547         | \$94.438.632         | \$94.398.356           | -0.04%            |
| STATE/FEDERAL AID  | \$192.704.055        | \$194.405.353        | \$208.779.238          | 7.39%             |
| LOCAL REVENUE  | \$8.650.000          | \$9.155.000          | \$10.055.000           | 9.83%             |
| <b>TOTAL REVENUE</b>                                     | <b>\$294.039.602</b> | <b>\$297.998.985</b> | <b>\$313.232.594</b>   | <b>5.11%</b>      |
| <b>USE OF FINANCIAL RESOURCES</b>                        |                      |                      |                        |                   |
| APPROPRIATED FROM UNASSIGNED AND DESIGNATED FUND BALANCE | -                    | \$3.500.000          | \$3.500.000            | 0.00%             |
| <b>TOTAL USE OF FINANCIAL RESOURCES</b>                  | <b>-</b>             | <b>\$3.500.000</b>   | <b>\$3.500.000</b>     | <b>0.00%</b>      |
| <b>TOTAL REVENUE AND FINANCIAL RESOURCES</b>             | <b>\$294.039.602</b> | <b>\$301.498.985</b> | <b>\$316.732.594</b>   | <b>5.05%</b>      |



## 26/27 Property Tax Cap

25-26 Actual Tax Levy

\$94,438,632.00

**Allowable Levy Growth Factor**

**↑ 2.00%**

26-27 Maximum Allowable Levy With Exclusions

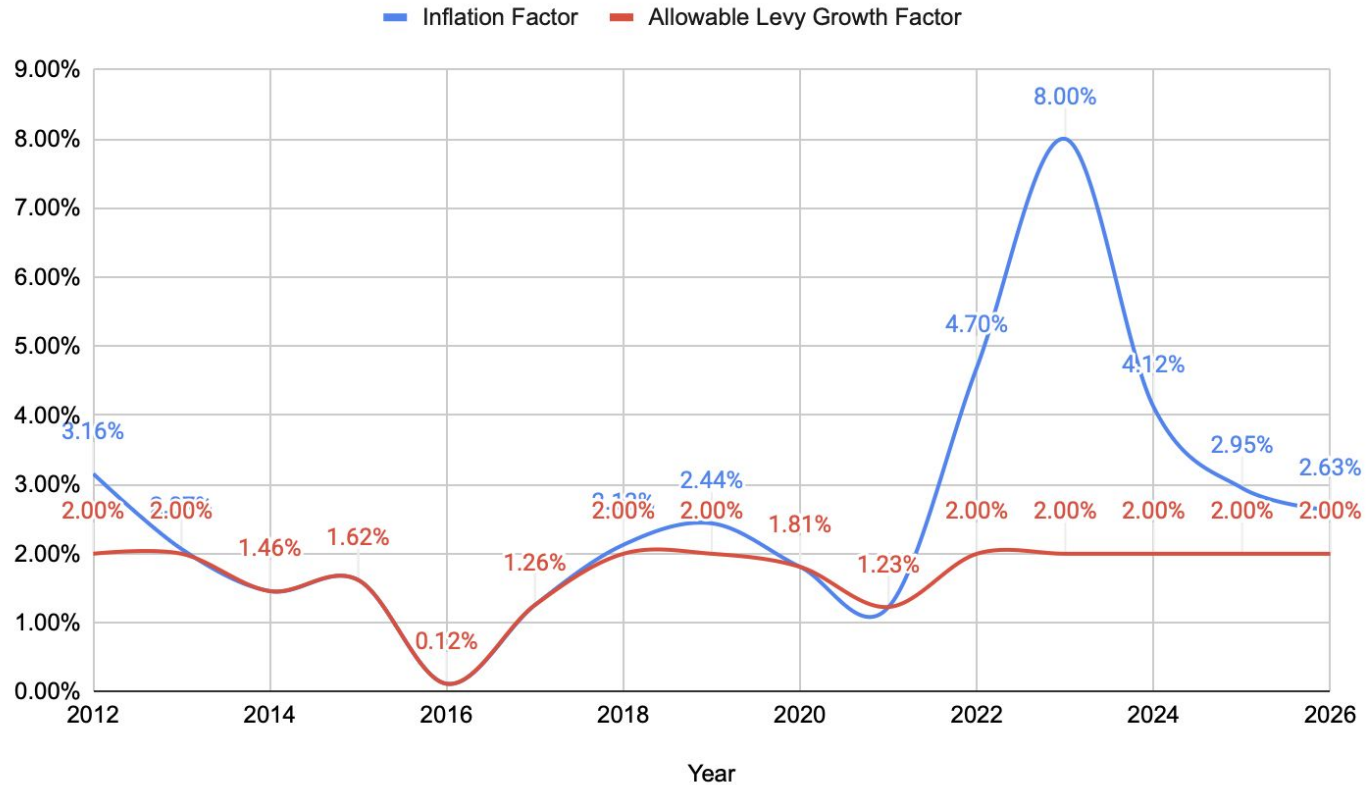
\$94,398,356.00

**Increase Over Prior Year**

**\$ (40,276)**

**-0.04% ↓**

# Allowable Levy Growth Factor and Inflation Factor Over Time





## Anticipated State Aid - Governor's Budget

### Curent State Aid 25-26

|   |                       |
|---|-----------------------|
| Total Aid Reported - Governor's Proposal January 2026 | \$ 210,278,470        |
| Less UPK (Recorded in the Special Aid Fund)           | ↓ \$ (4,511,501)      |
| <b>25-26 Adjusted State Aid Total</b>                 | <b>\$ 205,766,969</b> |

### Governor's State Aid Proposal January 2026 for 26-27 Budget

|   |                       |
|---|-----------------------|
| Total Reported Aid                          | \$ 214,322,513        |
| Less UPK (Recorded in the Special Aid Fund) | ↓ \$ (5,543,275)      |
| <b>26-27 Projected State Aid Total</b>      | <b>\$ 208,779,238</b> |

### 26-27 State Aid Increase

Increase from 25-26 Projected State Aid Total      1.5%    \$ 3,012,269

# Fund Balance by School Year



| Reserve Account                    | June 30, 2025      | June 30, 2024      | June 30, 2023     | June 30, 2022     |
|------------------------------------|--------------------|--------------------|-------------------|-------------------|
| Employees' Retirement System       | 45,998,362         | 32,298,360         | 16,256,450        | 15,860,753        |
| Teachers' Retirement System        | 5,249,538          | 3,404,087          | 1,742,412         |                   |
| Capital                            | 46,698,085         | 44,363,065         | 22,548,862        |                   |
| Repair                             | 7,894,758          | 7,500,000          |                   |                   |
| Property Loss and Liability        | 88,399             | 83,979             | 78,921            | 77,000            |
| Insurance                          | 8,500,000          | 500,000            |                   |                   |
| Employee Benefit Accrued Liability | 54,463,360         | 35,436,200         | 24,374,018        | 20,320,415        |
| Workers' Compensation              | 2,107,083          | 2,001,724          | 1,881,157         | 1,835,368         |
| Appropriated Fund Balance          | 3,500,000          |                    |                   |                   |
| Encumbrances                       | 1,790,516          | 556,487            | 284,466           | 543,035           |
| Unassigned                         | 12,059,935         | 11,552,521         | 10,059,591        | 9,225,288         |
| <b>Total Fund Balance</b>          | <b>188,350,036</b> | <b>137,696,423</b> | <b>77,225,877</b> | <b>47,861,859</b> |

|                         |             |               |               |               |
|-------------------------|-------------|---------------|---------------|---------------|
| Next School Year Budget | 301,498,985 | \$294,039,602 | \$252,864,607 | \$248,768,021 |
|-------------------------|-------------|---------------|---------------|---------------|

% of Budget





# 26/27 Budget

Expense Drivers and Updates

# 26/27 Key Budget Drivers



**Projected Revenue Increase** **\$ 15,233,609**

## **26/27 Key Budget Drivers**

---

Special Education \$ 2,811,319

Technology \$ 1,649,500

Transportation \$ 3,654,577

Employee Benefits \$ 10,878,539

Charter School Tuition \$ 1,500,000

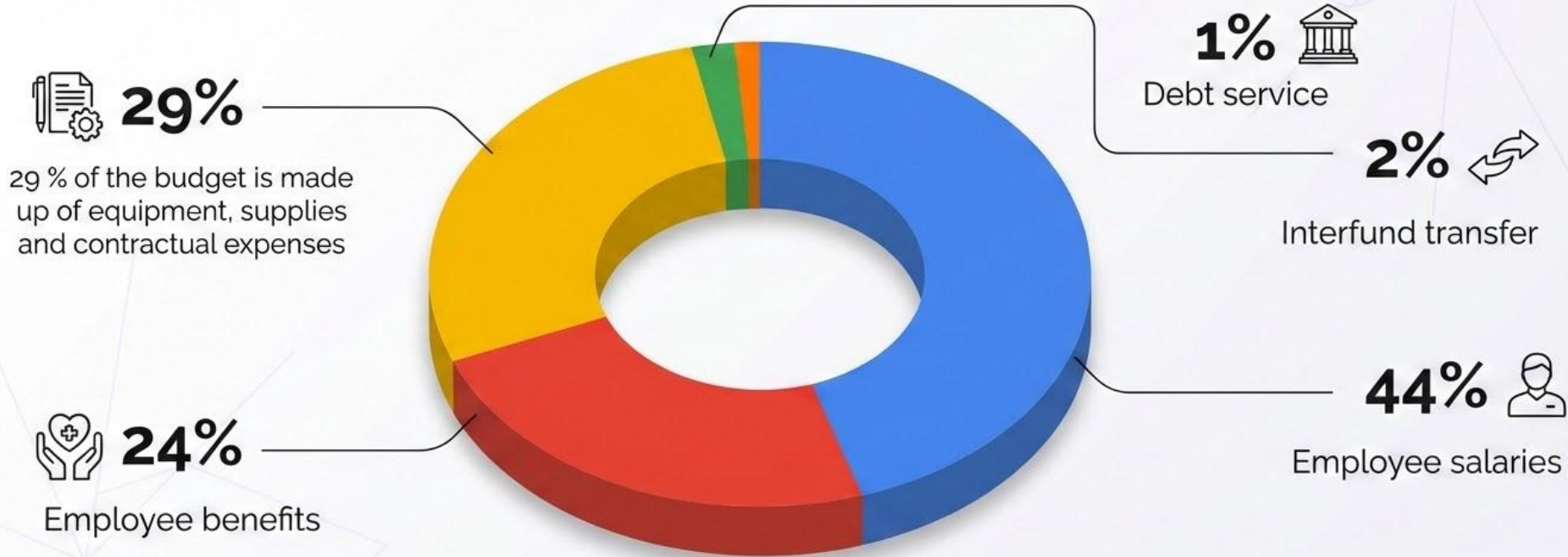
---

**Total Budget Impact** **\$ 20,493,935**

**Surplus/(Deficit)** **\$ (5,260,326)**

*The values above represent projected increases from the 25/26 voter approved budget*

# 26/27 Key Budget Drivers



The percentages above are grouped by object code based on the 26/27 proposed budget

# 26/27 3 Part Budget



Administrative  
\$32,654,471

10.31%



Program  
\$244,916,833

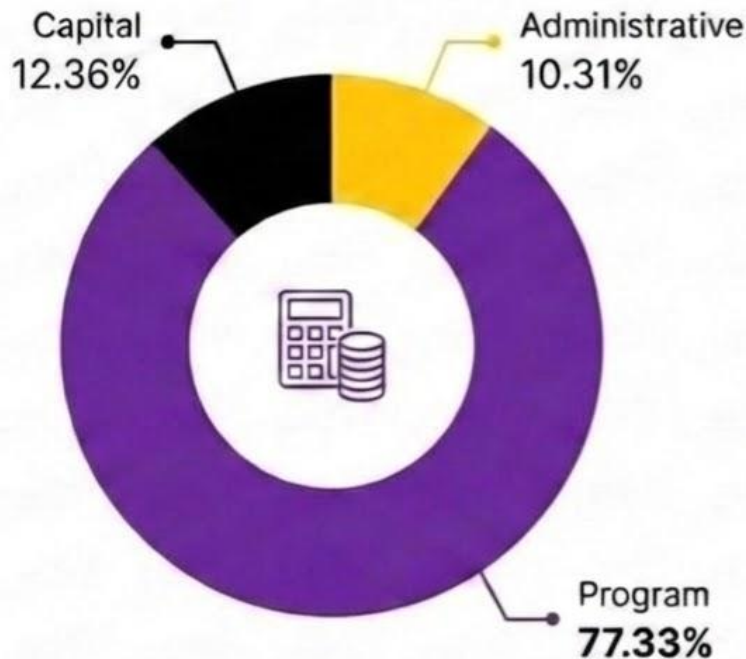
77.33%



Capital  
\$39,161,290

12.36%

**Total Budget: \$316,732,594**





# Transfer to Capital


- ❖ \$2.5m Air Conditioning
- ❖ \$2.75m District Wide Upgrades

# Air Conditioning Upgrades - Phase One (of Three)

Classroom AC units to be installed in:

 Cordello


 Mulvey


 O'Neill


 Morrow





# District Wide Upgrades


 **HS** - Video wall, Front entrance epoxy and storefront, Auditorium painting


 **Mulligan** - IT suite floor replacement, Exterior site work, Fencing


 **O'Neill** - Front sign/lights, Classroom vanities and sitework


 **Cordello** - Vanities, Front gang bathroom, Gym wall pad, Stage curtain and kitchen

 **Alfano** - Faculty bathrooms, Basement floors, RPZ boxes, Bleachers, Office upgrades and parking lot fence

 **Morrow** - Electronic sign, Boiler pump

 **Mulvey** - K area floors

 **Reed** - Gym office floors, Gym floor sanding, New wing HVAC, Life skills

 **Athletics** - Softball field irrigation, Reed fencing, Stadium sound processor





# Upcoming Important Dates



**May 11, 2026:** Budget Available



**May 11, 2026:** Budget Hearing



**May 19, 2026:** Budget Vote



**THANK YOU!**

