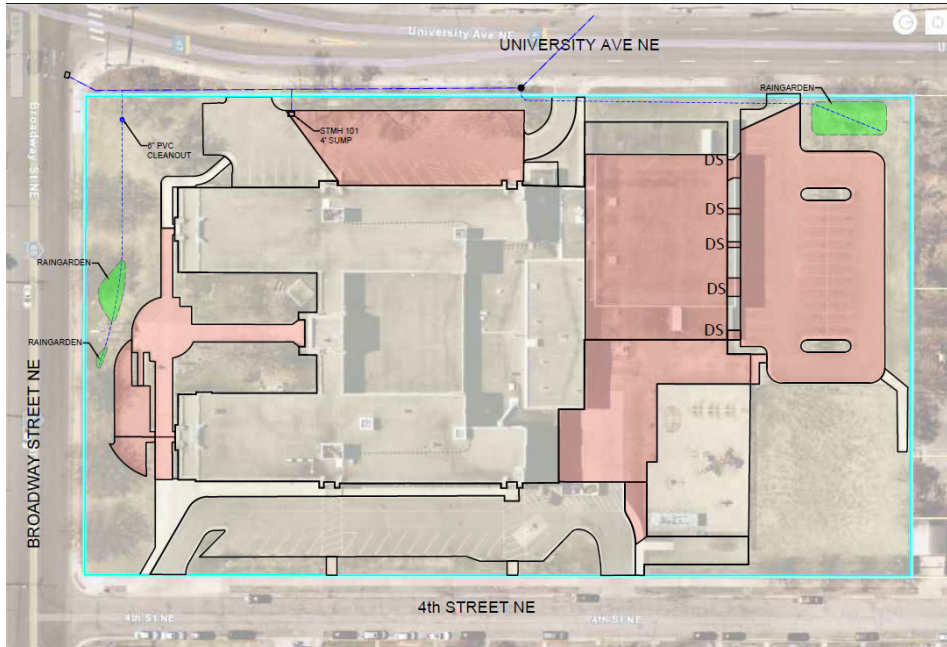


## Sheridan school - Best Management Practice Maintenance and Inspection Specifications

### Rain Garden



<b>BMP ID:</b>	<b>Location:</b> Northern and southern side of the building see map	<b>Inspection Frequency:</b> Fall, Spring and following rain events greater than 2"
----------------	--	--

**Description of Devices:** Rainwater runoff from the parking lot and other impervious surfaces sheet flows into the lower curb between the rain garden and the parking lot. Water then flows across vegetation to a depressed planted rain gardens. These planted areas allow the water to be absorbed into the ground, assisted by drain tile pipe in the bottom of the garden. In large rain events the water will overflow directly into the public storm drain.

#### Routine Maintenance

- Check for trash debris or areas of erosion
- *Weeding* – Remove weeds routinely. If very dry conditions have existed, it’s helpful to water the area which will loosen the root system
- Keep open areas covered with sufficient mulch, shrubs, or other vegetation

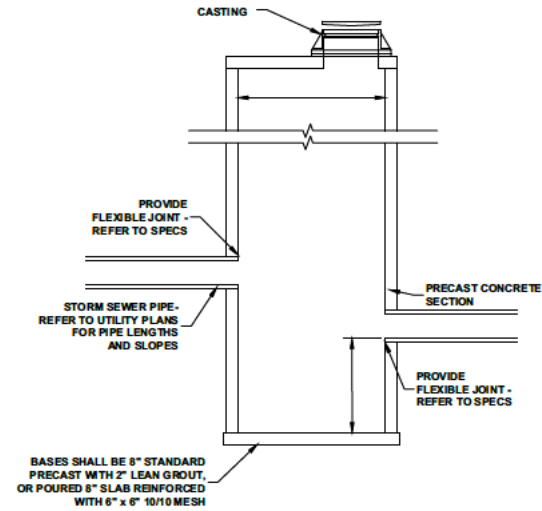
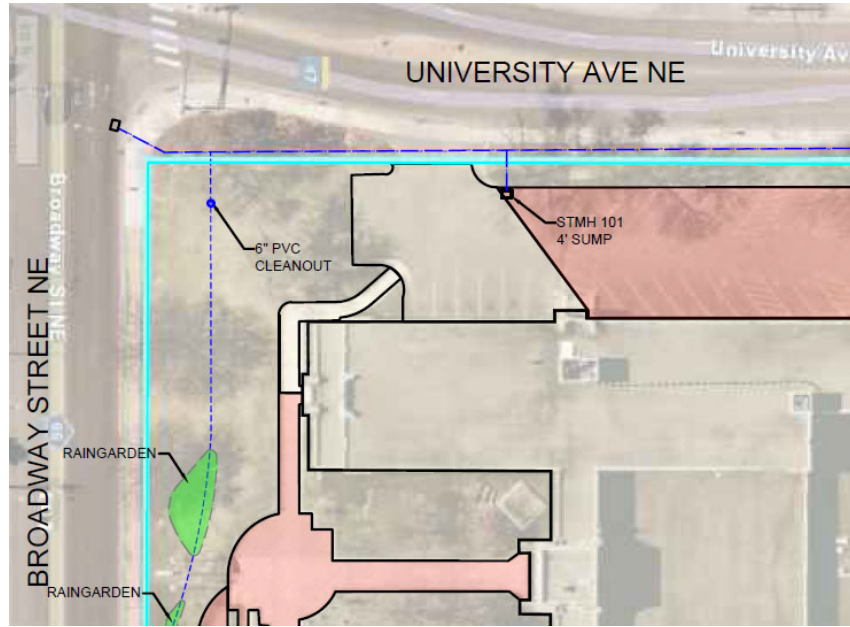
**Notes:** Return reports annually to Minneapolis Public Works SWS [stormwater@minneapolismn.gov](mailto:stormwater@minneapolismn.gov)

## Sheridan school - Best Management Practice Maintenance and Inspection Specifications

BMP ID 7528		Rain Garden		
Inspection Date __/__/20__		Inspector:		
Inspection Activity	Observations Measurements	Maintenance	Maint. Required	Actions Required/Date Completed/Responsible Foreman
<p><b>General:</b></p> <p>Inspect contributing areas for dirt, trash, leaves etc.</p> <p><b>Basin</b></p> <p>Check for Sediment accumulation in pretreatment, bioretention area, and outlet</p>		<p>Contributing areas</p> <p>Sweep remove litter/debris. Seed, mulch or sod any bare or eroded areas contributing to the BMP</p> <p>Basin</p> <p>1. Remove accumulated sediment and debris.</p> <p>2. Seed, blanket and stabilize any bare or denuded areas.</p>	<p>Yes No</p> <p>Yes No</p> <p>Yes No</p>	<p>__/__/20__ Responsible Party:</p>
<p><b>Outlet pipe</b></p> <p>Inspect pipe and grate for debris or trash</p>		<p>Remove debris or vegetation from pipe or structure grate.</p>	<p>Yes No</p>	<p>__/__/20__ Responsible Party:</p>
<p><b>Vegetation/Mulch</b></p> <p>Visual inspection of Edge, basin bottom and all landscaping adjacent to or contributing to the basin</p>		<p>Remove and replace dead plants; remove cat tails, invasive plants, weeds and woody vegetation, prevent soil loss by protecting bare soils after weeding. Mulch depth should be 2". Add whenever mulch levels are less than 2" using only a double shredded hardwood</p>	<p>Yes No</p>	<p>/ / 20 Responsible Party:</p>
<p><b>Dewatering</b></p> <p>Visual inspection for any standing water present in the basins or forebays</p>		<p><i>If standing water is present 72 hours after a storm event</i></p> <p>Notify maintenance contractor and if unable to drain basin contact City of Minneapolis 612-673-2406.</p>	<p>Yes No</p>	<p>__/__/20__ Responsible Party:</p>

# Sheridan school - Best Management Practice Maintenance and Inspection Specifications

## Sedimentation Sump Manhole Inspection and Maintenance Report



<b>BMP ID:</b>	<b>Location:</b>	<b>Inspection Frequency:</b> <b>Bi-annually (Spring and Fall) until a specific schedule is developed</b>
----------------	------------------	---

**Description of Device:**

48” Diameter Precast Manhole with a 4.0 ft. Sump.

**Structure Access:**

Structure is located in the parking lot to the eastern side of the building; access may cause causing traffic issues and will require yellow cones and proper reflective gear. Access is a grated cover located directly over the center of the structure. Structure can be opened with a standard pick axe or loosened first with a Mall.

**Notes and Comments:**

- Routine inspections and most cleanings do not require entry to the structure. If entry is required a Confined Space Entry Permit must be completed.

Sediment removal is not required unless sediment depths exceed 75% of maximum clean-out depths Return reports annually to Minneapolis Public Works SWS [stormwater@minneapolismn.gov](mailto:stormwater@minneapolismn.gov)

## Sheridan school - Best Management Practice Maintenance and Inspection Specifications

BMP ID	Sedimentation Sump Manhole Inspection and Maintenance Report			
Inspection Date	Inspector			
Inspection Activity	Observations Measurements	Maintenance	Maint. Required	Actions Required/Date Completed/Responsible Foreman
Inspection of structure for trash, debris, floatables and oil		Remove any floatables, accumulated trash or debris.  Vacuum any visible oil prior to pumping permanent pool of water down stream	Yes No  Yes No	  __/__/20__ Responsible Party:
Measure depth to the top of accumulated sediment (Distance from top of sediment to top of casting at each manhole)  <b>Note:</b> Depth to Bottom = 8"	Measured Depth to top of sediment pile =	Remove sediment anytime the depth exceeds 16" (any measurement less than 7" from the top of sediment to the street surface at the manhole.)	Yes No	  __/__/20__ Responsible Party:
Inspect contributing areas for plugged catch basins, erosion, trash, leaves, and debris. Check ground surface directly adjacent to the sump manhole for sinkholes or depression areas.		Notify appropriate maintenance staff or property owner of need sweep and or remove litter/debris.  Sink holes shall be filled and monitored for further depression.	Yes No  Yes No	  __/__/20__ Responsible Party:
Inspect all visible structural components: Castings, Covers, Adjusting Rings, outlet pipe and Skimmer		Repair as able and note observations notifying maintenance foremen of any observed damage to structure, manholes, castings, blockages of inlets/outlets, etc.	Yes No	  __/__/20__ Responsible Party:

