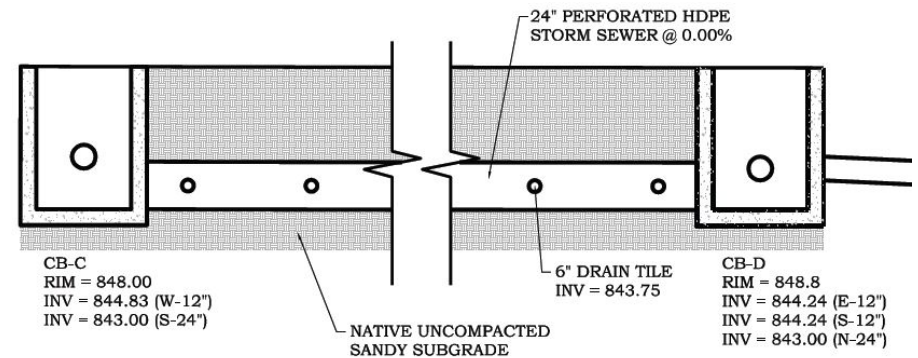
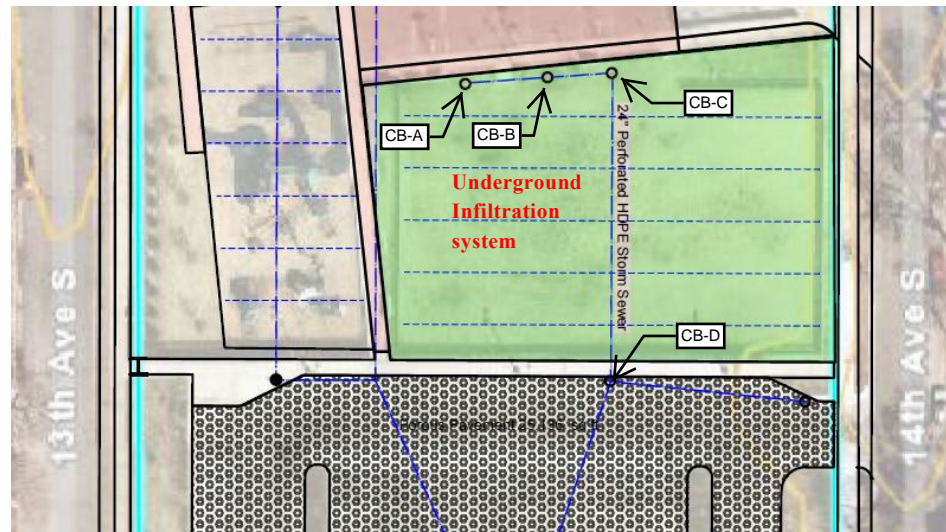


# Bancroft Stormwater Operations and Maintenance Plan

## Underground Infiltration System



**BMP ID: 3480**

**Location:**

**Inspection Frequency:**

**Bancroft Elementary Sch:1315 E. 38<sup>th</sup> Street,  
Minneapolis Mn, 55407,**

See Map

Spring after frost has left and once after a rain event of 1.5'

**Description of Device:** The underground infiltration system captures a portion water from the porous parking lot and from the impervious surface between the buildings and playfield channeling it through a 24" Perforated HDPE Storm Sewer at 0.00% gradient that allows for infiltration into ground. CB-C and CB-D are the main inlets of water into the infiltration structure. The underground system outlets to City storm sewer under on the southern end of the site. Most rainwater that enters the system will infiltrate into the surrounding soil through the perforated HDPE Storm Sewer. High flows will bypass the system to the City storm sewer.

**Structure Access:** 2- Standard Catch Basin (CB-C and CB-D) with covers are positioned two sides of structure; *CB-C requires a 13mm socket to open*, CB-D can be opened with a standard pickaxe. Note: there is no need to enter these manholes unless there are structural problems or a blockage, entry will require a Confined Space Entry Permit.

**Notes and Comments:** Camera System every 10 years beginning in 2025 to access the pipes condition. Expect sediment accumulation at CB-D as it acts as a sump that allow overflow to the city storm sewer.

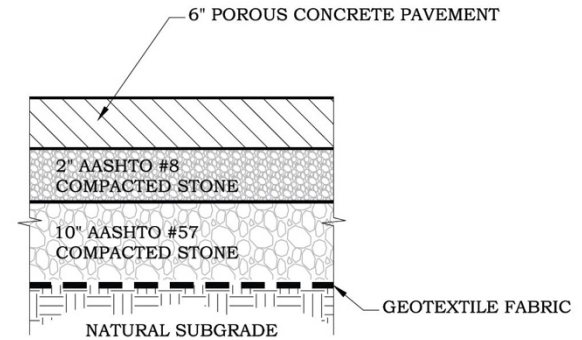
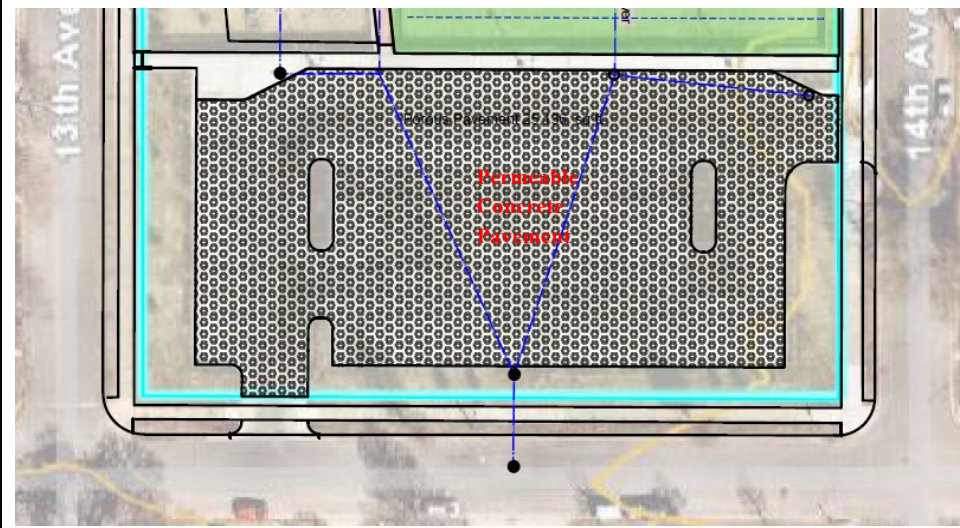
## Bancroft Stormwater Operations and Maintenance Plan

| <b>Site ID 3480</b>   |   | <b>Stormtech Underground Infiltration Device</b>   |                      |   |
|---|---|--|----------------------|---|
| <b>Inspection Date</b> __/__/20__   |   | <b>Inspector:</b>  |                      |   |
| Inspection Activity   | Observations Measurements   | Maintenance  | Maint. Required      | Actions Required/Date Completed/Responsible Foreman |
| <b>Sediment capture:</b><br>Measure and record depth of sediment, at CB-C and CBD   | <b>Measured Depth of sediment</b><br><br>Inspection Manhole CB-C _____<br>Inspection Manhole CB-D _____<br><br><u>Notes:</u>                                | Remove any accumulated trash or debris. If the average depth of sediment is at or above, 12" clean out   | Yes No               | __/__/20__ Responsible Party:                       |
| <b>Dewatering,</b><br>Perform a visual inspection for any standing water at the bottom of CB-C and CB-D and associated piping.                              | <b>Depth of Standing Water</b><br><br>Inspection CB-C _____<br>Inspection CB-D _____<br><br>Hours since last rain event: _____<br><br>Amount of rain: _____ | If water is Standing above the invert of the pipe at CB-C and CB-D 3 days after a rain event, the 24" Perforated HDPE Storm Sewer is likely clogged.<br>Notify The City of Minneapolis of the System's failure<br><br><a href="mailto:stormwater@minneapolismn.gov">stormwater@minneapolismn.gov</a> | Yes No               | __/__/20__ Responsible Party:                       |
| Inspect contributing areas for plugged catch basins, erosion, trash, leaves, and debris. Check the ground surface above system for sinkholes or depressions | <u>Notes:</u>   | Notify appropriate maintenance staff or property owner of need sweep and or remove litter/debris.<br><br>Sink holes shall be filled and monitored for further depression.  | Yes No<br><br>Yes No | __/__/20__ Responsible Party:                       |
| Inspect all visible structural components: Manholes, Castings, Covers, pipe connections etc.  | <u>Notes:</u>   | Repair as able and note observations notifying maintenance foremen of any observed damage to structure, manholes, casings, tide flex valves and associated loose or missing bolts, blockages of inlets/outlets, etc.   | Yes No               | __/__/20__ Responsible Party:                       |

Complete this self-inspection form for each site inspection, and return a copy annually to:  
 Minneapolis Surface Waters and Sewers [stormwater@minneapolismn.gov](mailto:stormwater@minneapolismn.gov)

## Bancroft Stormwater Operations and Maintenance Plan

### Permeable Concrete Pavement



|   |                  |   |
|---|------------------|---|
| <b>BMP ID:</b> 3480   | <b>Location:</b> | <b>Inspection Frequency:</b>  |
| <b>Bancroft Elementary Sch:</b> 1315 E. 38 <sup>th</sup> Street,<br>Minneapolis MN 55407, | See Map          | Spring after frost has left and once after a rain event of 1.5' or more |

**Description of Device:** Pervious asphalt functions like traditional asphalt surfaces, but allows water to seep through the pavement surface - which would otherwise be impermeable. Pervious pavement allows water to flow into an underlying rock storage area that stores water while it slowly infiltrates into the ground. High flows will bypass the system and then flows to CB-D that feeds the underground infiltration system. The overflow outlets to the city storm sewer on the southern side

- Routine Maintenance**
- Clear pavement of leaves and larger debris as necessary, do not store debris, dirt or other clogging items on or adjacent to pavement.
  - Do not use chemical deicers or sand on pervious pavement

**Notes:** Return reports annually to Minneapolis Public Works SWS [stormwater@minneapolismn.gov](mailto:stormwater@minneapolismn.gov)

## Bancroft Stormwater Operations and Maintenance Plan

| <b>BMP ID: 3480</b>  |                                  | <b>Porous Concrete</b>   |                        |  |
|--|----------------------------------|--|------------------------|--|
| <b>Inspection Date</b> __/__/20__  |                                  | <b>Inspector:</b>  |                        |  |
| <b>Inspection Activity</b>   | <b>Observations Measurements</b> | <b>Maintenance</b>   | <b>Maint. Required</b> | <b>Actions Required/Date Completed/Responsible Foreman</b> |
| Visual inspection of pavement for cracks, depressions, holes or excess sand dirt or litter                                   |                                  | Remove any litter or debris, sweep if infiltration is compromised. Monitor cracks and depressions report to maintenance staff for repairs. Continued depressions or a crack is a possible indicator of a structural failure, contact project engineer or contractor. | Yes No                 | __/__/20__ Responsible Party:                              |
| Inspect contributing areas (non- pervious asphalt, sidewalks landscaping areas etc.) for erosion, trash, leaves, and debris. |                                  | Notify appropriate maintenance staff or property owner of need sweep and or remove litter/debris.  | Yes No                 | __/__/20__ Responsible Party:                              |
| Verify that pavement is adequately infiltrating water during storm events and is dry afterwards                              |                                  | Vacuum sweeping and jet washing porous pavements is required after snow melt and as needed to provide infiltration during the year.  | Yes No                 | __/__/20__ Responsible Party:                              |