

Classroom Dashboard Overview For TEKSRS and Bluebonnet

Adding a Classroom (For the very first time!)

My Classrooms [View All ↗](#)



Let's add your first classroom to TCMPC!

Each classroom you create can individually track a TCMPC curriculum course for the duration of your school year.

+ Classroom

1.

Dashboard >

Classrooms

My Classrooms All Classrooms



Let's add your first classroom to TCMPC!

Each classroom you create can individually track a TCMPC curriculum course for the duration of your school year.

+ Classroom

Adding a Classroom (For the very first time!)



Adding a Classroom (For the very first time!)

The image shows a 'New Classroom' form with the following fields and annotations:

- Which subject are you teaching? ***: A dropdown menu with 'Select...' and a downward arrow. A red arrow points to it from a box containing the number '4'.
- What is the grade level of this classroom? ***: A dropdown menu with 'Select...' and a downward arrow. A red arrow points to it.
- Which course are you teaching in this classroom? ***: A dropdown menu with 'Select...' and a downward arrow. A red arrow points to it.
- Classroom Name**: A text input field. A red arrow points to it.
- Classroom Room Number**: A text input field. A red arrow points to it.
- Classroom Section Number**: A text input field. A red arrow points to it.
- Buttons**: 'Back' and 'Create Classroom' buttons at the bottom. A red arrow points to the 'Create Classroom' button from a box containing the number '5'.

Tips:

- ★ Naming Conventions will affect your filter! Assign a naming convention to your district/campus (ex: teacher last name_ grade level_ content area)
- ★ If you teach more than one subject and/or multiple sections of one subject, you will need more than one Classroom, so enter one at a time instead of an all day classroom or one huge section. This affects how information is communicated to other LMSs, Unit Check progress information and Unit Progress.
- ★ There is a scroll bar, so be sure to scroll to bottom to see all options to enter.

Adding Additional New Classrooms

Add a New Classroom

The screenshot shows the TC MPC dashboard interface. At the top left is the TC MPC logo. To its right is a navigation bar with a red arrow pointing to the user profile 'David' and a search icon. Below the logo is a yellow 'BETA PREVIEW' banner with a 'Feedback' button. The main content area is titled 'My Classrooms' and shows two existing classrooms: 'Grade 3 English Language Arts 101' and 'Grade 3 Math 001'. A red dashed box highlights a '+ Add New Classroom' button. Below this is a 'Browse Curriculum By Subject' section with icons for various subjects and a grid of curriculum options like 'TEKS RS Mathematics Kindergarten', 'TEKS RS Mathematics Grade 6', etc. On the right side, there is a 'Day at a Glance' calendar for February 2024, 'System Links', 'Unit Checks in Progress', 'Favorites', and 'Recents'.

Add a New Classroom

Create classroom manually

Enter your Classroom information

Access your new Classroom

From the Dashboard press **Add New Classroom**.

Viewing All Classrooms


My Classrooms [View All ↗](#)



Grade 2
Stadler 2nd Grade Science
222
Meredith Stadler



Grade 2 Science Unit 1/6




Created: 4/5/2024

Grade 3
Stadler: 3rd Grade ELAR
TEKS RS
889
Meredith Stadler



ELAR Grade 3 Unit 0/12




Created: 3/26/2024

Grade 3
Stadler: 3rd Math TEKS RS
888
Meredith Stadler



TEKS RS Mathematics Grade 3 Unit 0/15



Created: 3/6/2024



Add New Classroom

Viewing All Classrooms

Tips Tricks: Use a standardized naming convention when naming Classrooms.

Dashboard >

Classrooms

My Classrooms All Classrooms

Filter Classrooms by Name... Refresh

CLASSROOM NAME	CURRENT UNIT	PROGRESS	TEACHER
Stadler: 3rd Grade ELAR TEKS RS		<div style="width: 100%;"></div>	Meredith Stadler
Stadler 2nd Grade Science	Unit 01: Investigating Physical Properties	<div style="width: 20%;"></div>	Meredith Stadler
Stadler: 3rd Math TEKS RS		<div style="width: 100%;"></div>	Meredith Stadler

Grade 2
Stadler 2nd Grade Science
222
Meredith Stadler

Grade 2 Science Unit 1/6

Created: 4/5/2024

Grade 3
Stadler: 3rd Grade ELAR TEKS
RS
889
Meredith Stadler

ELAR Grade 3 Unit 0/12

Created: 3/26/2024


Grade 3
Stadler: 3rd Math TEKS RS
888
Meredith Stadler

TEKS RS Mathematics Grade 3 Unit 0/15

Created: 3/6/2024

Edit a Classroom

Tips and Tricks: [Breadcrumbs](#) - a trail of links that document where you have been in the platform and where you are currently. Use this as a quick navigation tool to switch between views.

Dashboard > 

Classrooms

My Classrooms All Classrooms

Grade 2
Stadler 2nd Grade Science
222
Meredith Stadler

Grade 2 Science Unit 1/6

Created: 4/5/2024

Grade 3
Stadler: 3rd Grade ELAR TEKS
RS
889
Meredith Stadler

ELAR Grade 3 Unit 0/12

Created: 3/26/2024

Grade 3
Stadler: 3rd Math TEKS RS
888
Meredith Stadler

TEKS RS Mathematics Grade 3 Unit 0/15

Created: 3/6/2024

Edit a Classroom

My Classrooms [View All](#)

Grade 2
Stadler 2nd Grade Science
222
Meredith Stadler

Grade 2 Science Unit 1/6

Created: 4/5/2024

Grade 3
Stadler 3rd Grade ELAR Rockstars
888
Meredith Stadler

ELAR TCR Grade 03 Unit 0/11

Created: 4/28/2024

Dashboard > Classrooms >

Stadler 3rd Grade ELAR Rockstars

ELAR Grade 3

Current Unit | All Units | Year at a Glance | Resources

01 | 02A | 02B | 02C | 03A | 03B | 05 | 06 | 04 | 07 | 08 | 09

Next
Unit 01: Literacy All Around Us

Classroom Settings

Classroom Section Name
Stadler 3rd Grade ELAR Rockstars

Classroom Calendar
Sample TEKS RS Calendar (6 Weeks)

Danger Zone

Reset Classroom

Delete Classroom

Cancel Save Settings

1.

2.

3.

4.

Tour the Classroom Dashboard

1. TCMPC Dashboard
2. Course Information
3. Course Tabs
4. Course Progress
5. Set My Current Unit
6. Unit Mastery*
7. Help, Workspace Info., Account, Search
8. Favorite and Settings
9. Course Components
10. Course Calendar
11. Unit Checks*
12. Performance Assessments

The screenshot displays the TCMPC Classroom Dashboard for the course 'Stadler: 3rd Math TEKS RS'. The interface includes a top navigation bar with the TCMPC logo, user information (TCMPC Demo District, Meredith), and a search bar. The main content area is divided into several sections: 'Course Information' (Stadler: 3rd Math TEKS RS, TEKS RS Mathematics Grade 3), 'Course Components' (listing various TEKS documents), 'Course Calendar' (a unit progress bar from 01 to 15), 'Unit Checks' (a message indicating no checks are present), 'Unit Mastery' (a message indicating no mastery data is present), and 'Performance Assessments' (a message indicating no assessments are present). Numbered callouts 1 through 12 are placed around the dashboard to highlight specific features.

1. TCMPC Dashboard

2. Course Information

3. Course Tabs

4. Course Progress

5. Set My Current Unit

6. Unit Mastery*

7. Help, Workspace Info., Account, Search

8. Favorite and Settings

9. Course Components

10. Course Calendar

11. Unit Checks*

12. Performance Assessments