



2026 Monthly
Discipline Report

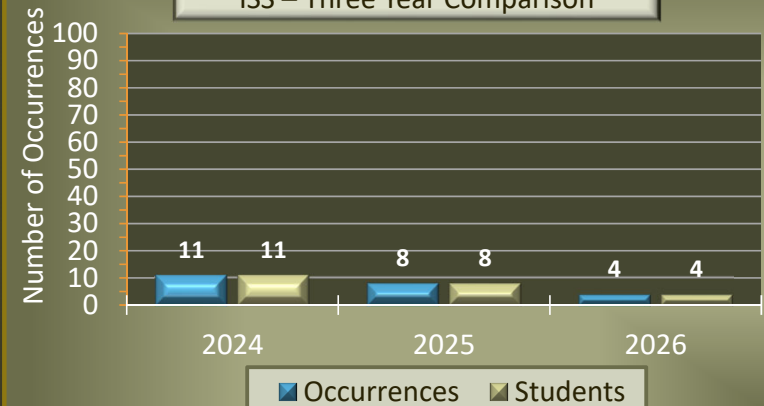
Monthly Discipline Report – August *Yrs 24/25/26

Monthly Discipline Report for August


REASON FOR SUSPENSION	Monthly Discipline Numbers - August					
	2024 OCC	2025 OCC	2026 OCC	2024 STD	2025 STD	2026 STD
IN SCHOOL SUSPENSION - ISS						
DISOBEDIENCE/DISRESPECT	1	1	2	1	1	2
DISOBEDIENCE/TARDY	0	0	2	0	0	2
DISOBEDIENCE/TRUANCY	5	4	0	5	4	0
ELECTRONIC DEVICE/VAPING	5	1	0	5	1	0
FIGHTING	0	2	0	0	2	0
OTHER	0	0	0	0	0	0
MONTHLY TOTAL ISS SUSPENSIONS	11	8	4	11	8	4

REASON FOR SUSPENSION	2024	2025	2026	2024	2025	2026
	OCC	OCC	OCC	STD	STD	STD
OUT OF SCHOOL SUSPENSION - OSS						
DISOBEDIENCE/DISRESPECT	1	0	0	1	0	0
DISOBEDIENCE/TARDY	0	0	0	0	0	0
DISOBEDIENCE/TRUANCY	0	0	0	0	0	0
ELECTRONIC DEVICE	0	0	0	0	0	0
FIGHTING	2	2	0	2	2	0
GANG REPRESENTATION/WEAPONS	1	0	0	1	0	0
ILLEGAL ACT/U.I. ALCOHOL	0	0	0	0	0	0
ILLEGAL ACT/U.I. MARIJUANA	0	0	0	0	0	0
THEFT	0	0	0	0	0	0
OTHER	3	0	0	3	0	0
MONTHLY TOTAL OSS SUSPENSIONS - OSS	7	2	0	7	2	0

Monthly Discipline Numbers – August
ISS – Three Year Comparison



Monthly Discipline Numbers – August
OSS – Three Year Comparison



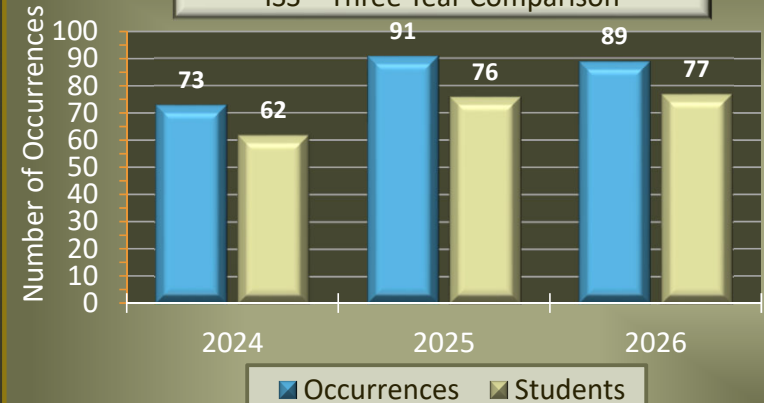
Monthly Discipline Report – September *Yrs 24/25/26

Monthly Discipline Report for September

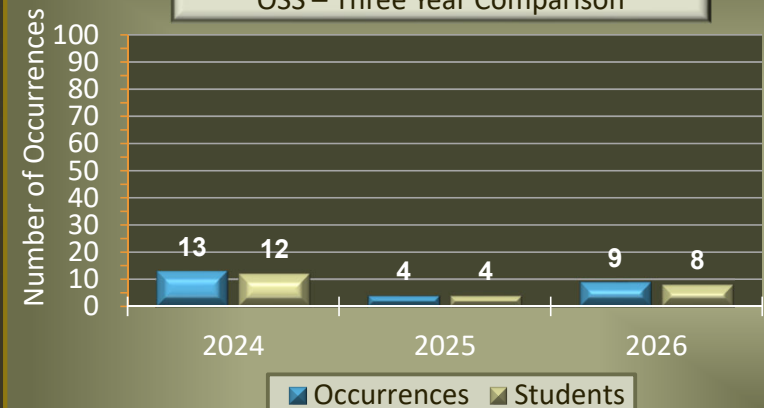
REASON FOR SUSPENSION	Monthly Discipline Numbers - September					
	2024 OCC	2025 OCC	2026 OCC	2024 STD	2025 STD	2026 STD
IN SCHOOL SUSPENSION - ISS						
DISOBEDIENCE/DISRESPECT	1	5	5	1	4	2
DISOBEDIENCE/TARDY	28	35	52	21	26	48
DISOBEDIENCE/TRUANCY	38	46	30	34	42	25
ELECTRONIC DEVICE/VAPING	3	3	1	3	2	1
FIGHTING	2	0	1	2	0	1
OTHER	1	2	0	1	2	0
MONTHLY TOTAL ISS SUSPENSIONS	73	91	89	62	76	77

REASON FOR SUSPENSION	2024	2025	2026	2024	2025	2026
	OCC	OCC	OCC	STD	STD	STD
OUT OF SCHOOL SUSPENSION - OSS						
DISOBEDIENCE/DISRESPECT	1	2	1	1	2	0
DISOBEDIENCE/TARDY	0	0	0	0	0	0
DISOBEDIENCE/TRUANCY	4	0	0	3	0	0
ELECTRONIC DEVICE	0	0	0	0	0	0
FIGHTING	5	2	6	5	2	6
GANG REPRESENTATION/WEAPONS/THREAT	3	0	2	3	0	2
ILLEGAL ACT/U.I. ALCOHOL	0	0	0	0	0	0
ILLEGAL ACT/U.I. MARIJUANA	0	0	0	0	0	0
THEFT	0	0	0	0	0	0
OTHER	0	0	0	0	0	0
MONTHLY TOTAL OSS SUSPENSIONS - OSS	13	4	9	12	4	8

Monthly Discipline Numbers – September
ISS – Three Year Comparison



Monthly Discipline Numbers – September
OSS – Three Year Comparison

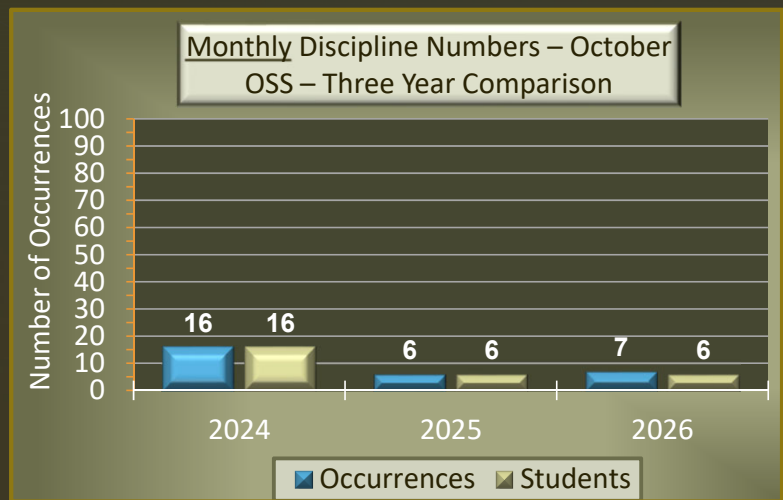
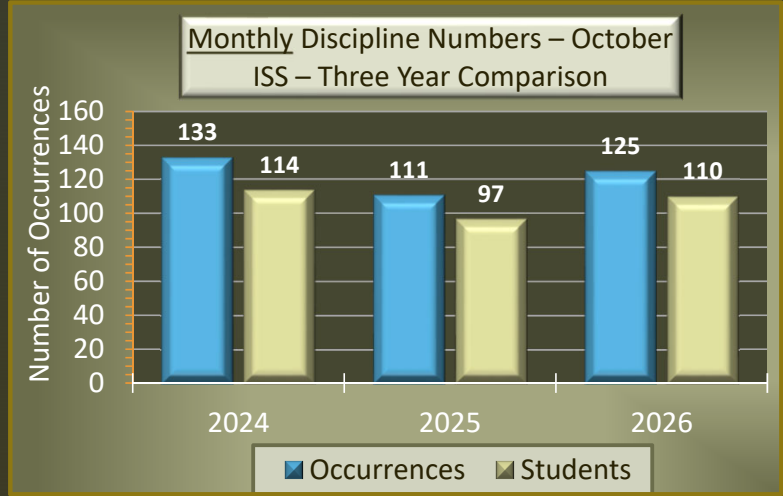


Monthly Discipline Report – October *Yrs 24/25/26

Monthly Discipline Report for October

REASON FOR SUSPENSION	Monthly Discipline Numbers - October					
	2024 OCC	2025 OCC	2026 OCC	2024 STD	2025 STD	2026 STD
IN SCHOOL SUSPENSION - ISS						
DISOBEDIENCE/DISRESPECT	4	3	1	3	3	1
DISOBEDIENCE/TARDY	76	38	64	64	34	57
DISOBEDIENCE/TRUANCY	45	62	57	40	54	50
ELECTRONIC DEVICE/VAPING	4	1	1	3	1	0
FIGHTING	3	0	0	3	0	0
OTHER	1	7	2	1	5	2
MONTHLY TOTAL ISS SUSPENSIONS	133	111	125	114	97	110

REASON FOR SUSPENSION	Monthly Discipline Numbers - October					
	2024 OCC	2025 OCC	2026 OCC	2024 STD	2025 STD	2026 STD
OUT OF SCHOOL SUSPENSION - OSS						
DISOBEDIENCE/DISRESPECT	3	0	0	3	0	0
DISOBEDIENCE/TARDY	1	0	0	1	0	0
DISOBEDIENCE/TRUANCY	0	0	0	0	0	0
ELECTRONIC DEVICE	0	0	0	0	0	0
FIGHTING	9	3	4	9	3	3
GANG REPRESENTATION/WEAPONS/THREAT	1	2	0	1	2	0
ILLEGAL ACT/U.I. ALCOHOL	2	1	1	2	1	1
ILLEGAL ACT/U.I. MARIJUANA	0	0	2	0	0	2
THEFT	0	0	0	0	0	0
OTHER	0	0	0	0	0	0
MONTHLY TOTAL OSS SUSPENSIONS - OSS	16	6	7	16	6	6



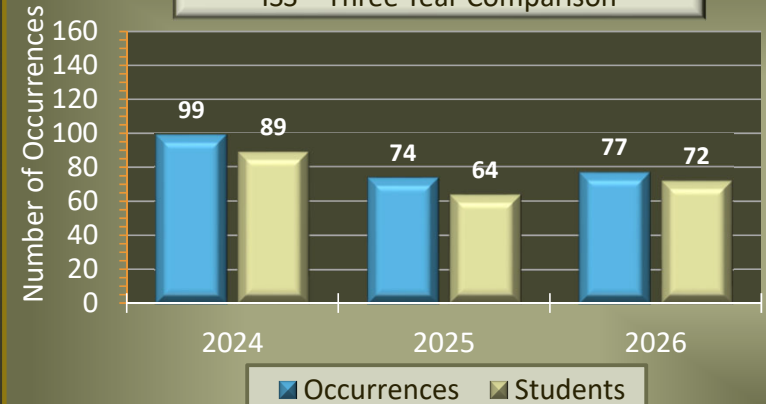
Monthly Discipline Report – November *Yrs 24/25/26

Monthly Discipline Report for November

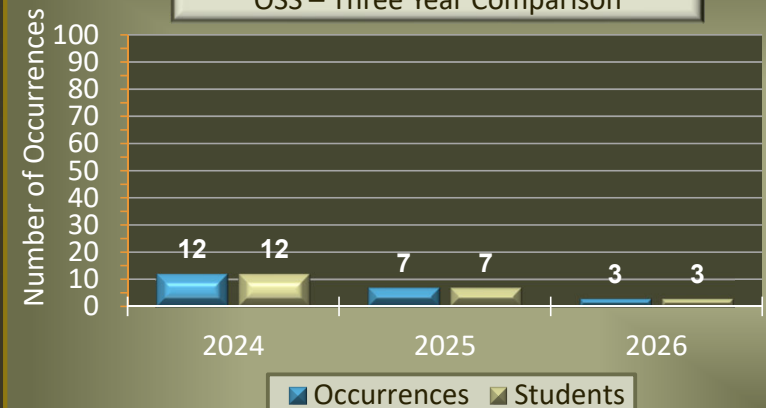
REASON FOR SUSPENSION	Monthly Discipline Numbers - November					
	2024	2025	2026	2024	2025	2026
IN SCHOOL SUSPENSION - ISS	OCC	OCC	OCC	STD	STD	STD
DISOBEDIENCE/DISRESPECT	6	6	8	5	5	7
DISOBEDIENCE/TARDY	44	33	29	39	30	28
DISOBEDIENCE/TRUANCY	45	34	39	41	28	36
ELECTRONIC DEVICE/VAPING	0	0	0	0	0	0
FIGHTING	0	0	0	0	0	0
OTHER	4	1	1	4	1	1
MONTHLY TOTAL ISS SUSPENSIONS	99	74	77	89	64	72

REASON FOR SUSPENSION	2024	2025	2026	2024	2025	2026
	OCC	OCC	OCC	STD	STD	STD
OUT OF SCHOOL SUSPENSION - OSS	OCC	OCC	OCC	STD	STD	STD
DISOBEDIENCE/DISRESPECT	3	2	0	3	2	0
DISOBEDIENCE/TARDY	0	0	0	0	0	0
DISOBEDIENCE/TRUANCY	1	0	0	1	0	0
ELECTRONIC DEVICE	0	0	0	0	0	0
FIGHTING	4	4	2	4	4	2
GANG REPRESENTATION/WEAPONS/THREAT	3	0	0	3	0	0
ILLEGAL ACT/U.I. ALCOHOL	1	0	0	1	0	0
ILLEGAL ACT/U.I. MARIJUANA	0	1	1	0	1	1
THEFT	0	0	0	0	0	0
OTHER	0	0	0	0	0	0
MONTHLY TOTAL OSS SUSPENSIONS - OSS	12	7	3	12	7	3

Monthly Discipline Numbers – November
ISS – Three Year Comparison



Monthly Discipline Numbers – November
OSS – Three Year Comparison



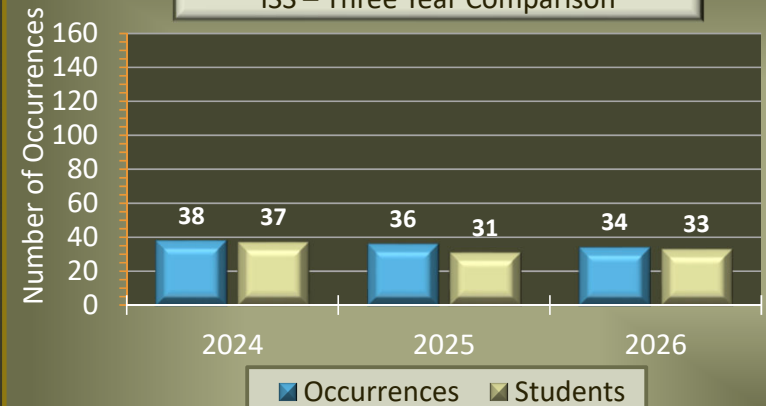
Monthly Discipline Report – December *Yrs 24/25/26

Monthly Discipline Report for December

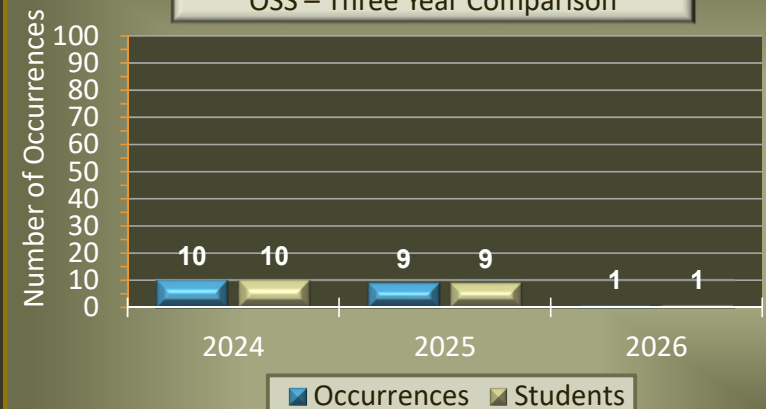
REASON FOR SUSPENSION	Monthly Discipline Numbers - December					
	2024	2025	2026	2024	2025	2026
IN SCHOOL SUSPENSION - ISS	OCC	OCC	OCC	STD	STD	STD
DISOBEDIENCE/DISRESPECT	7	5	4	6	2	4
DISOBEDIENCE/TARDY	17	9	4	17	9	4
DISOBEDIENCE/TRUANCY	12	21	25	12	19	24
ELECTRONIC DEVICE/VAPING	0	1	1	0	1	1
FIGHTING	1	0	0	1	0	0
OTHER	1	0	0	1	0	0
MONTHLY TOTAL ISS SUSPENSIONS	38	36	34	37	31	33

REASON FOR SUSPENSION	Monthly Discipline Numbers - December					
	2024	2025	2026	2024	2025	2026
OUT OF SCHOOL SUSPENSION - OSS	OCC	OCC	OCC	STD	STD	STD
DISOBEDIENCE/DISRESPECT	1	3	1	1	3	1
DISOBEDIENCE/TARDY	0	0	0	0	0	0
DISOBEDIENCE/TRUANCY	1	0	0	1	0	0
ELECTRONIC DEVICE	0	1	0	0	1	0
FIGHTING	3	4	0	3	4	0
GANG REPRESENTATION/WEAPONS/THREAT	5	0	0	5	0	0
ILLEGAL ACT/U.I. ALCOHOL	0	0	0	0	0	0
ILLEGAL ACT/U.I. MARIJUANA	0	1	0	0	1	0
THEFT	0	0	0	0	0	0
OTHER	0	0	0	0	0	0
MONTHLY TOTAL OSS SUSPENSIONS - OSS	10	9	1	10	9	1

Monthly Discipline Numbers – December
ISS – Three Year Comparison



Monthly Discipline Numbers –December
OSS – Three Year Comparison



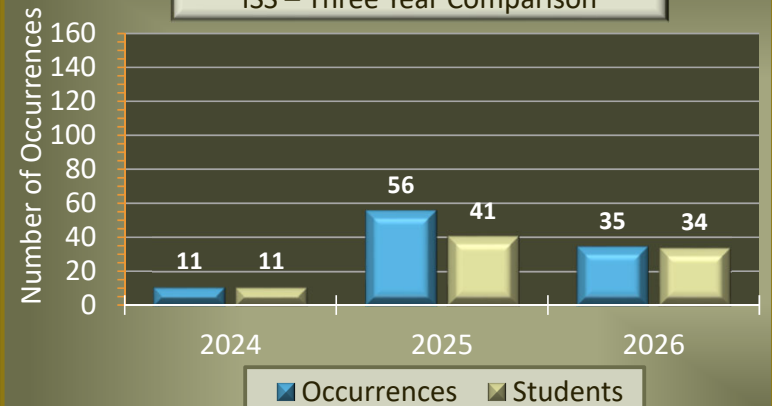
Monthly Discipline Report – January *Yrs 24/25/26

Monthly Discipline Report for January

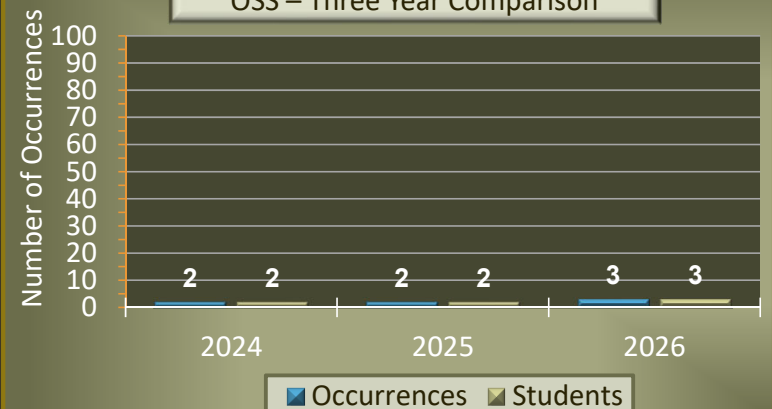
REASON FOR SUSPENSION	Monthly Discipline Numbers - January					
	2024 OCC	2025 OCC	2026 OCC	2024 STD	2025 STD	2026 STD
IN SCHOOL SUSPENSION - ISS						
DISOBEDIENCE/DISRESPECT	0	1	6	0	0	5
DISOBEDIENCE/TARDY	1	16	5	1	10	5
DISOBEDIENCE/TRUANCY	10	33	23	10	25	23
ELECTRONIC DEVICE/VAPING	0	3	0	0	3	0
FIGHTING	0	0	0	0	0	0
OTHER	0	3	1	0	3	1
MONTHLY TOTAL ISS SUSPENSIONS	11	56	35	11	41	34

REASON FOR SUSPENSION	Monthly Discipline Numbers - January					
	2024 OCC	2025 OCC	2026 OCC	2024 STD	2025 STD	2026 STD
OUT OF SCHOOL SUSPENSION - OSS						
DISOBEDIENCE/DISRESPECT	0	0	1	0	0	1
DISOBEDIENCE/TARDY	0	0	0	0	0	0
DISOBEDIENCE/TRUANCY	2	1	0	2	1	0
ELECTRONIC DEVICE	0	0	0	0	0	0
FIGHTING	0	0	2	0	0	2
GANG REPRESENTATION/WEAPONS/THREAT	0	0	0	0	0	0
ILLEGAL ACT/U.I. ALCOHOL	0	0	0	0	0	0
ILLEGAL ACT/U.I. MARIJUANA	0	1	0	0	1	0
THEFT	0	0	0	0	0	0
OTHER	0	0	0	0	0	0
MONTHLY TOTAL OSS SUSPENSIONS - OSS	2	2	3	2	2	3

Monthly Discipline Numbers – January
ISS – Three Year Comparison



Monthly Discipline Numbers – January
OSS – Three Year Comparison



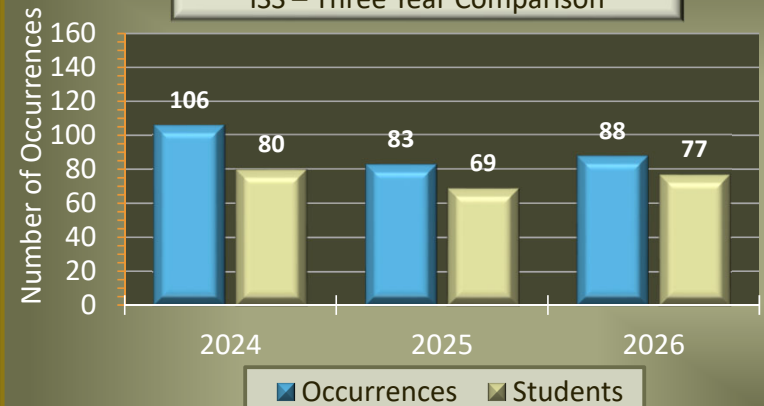
Monthly Discipline Report – February *Yrs 24/25/26

Monthly Discipline Report for February

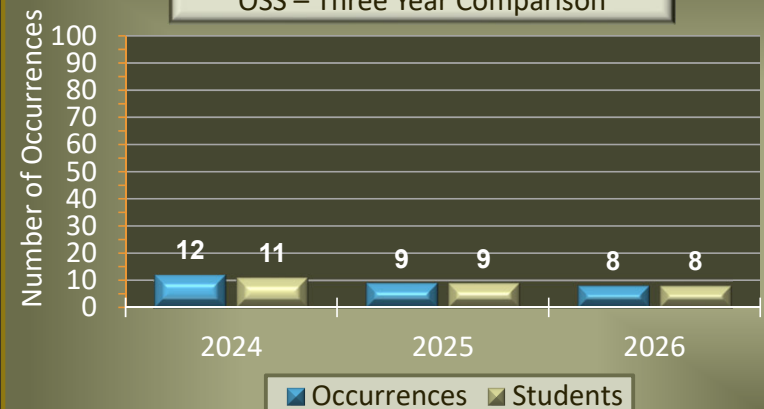
REASON FOR SUSPENSION	Monthly Discipline Numbers - February					
	2024	2025	2026	2024	2025	2026
IN SCHOOL SUSPENSION - ISS	OCC	OCC	OCC	STD	STD	STD
DISOBEDIENCE/DISRESPECT	4	8	9	3	7	8
DISOBEDIENCE/TARDY	36	34	31	28	30	28
DISOBEDIENCE/TRUANCY	64	41	45	48	32	38
ELECTRONIC DEVICE/VAPING	0	0	1	0	0	1
FIGHTING	1	0	0	1	0	0
OTHER	1	0	2	0	0	2
MONTHLY TOTAL ISS SUSPENSIONS	106	83	88	80	69	77

REASON FOR SUSPENSION	Monthly Discipline Numbers - February					
	2024	2025	2026	2024	2025	2026
OUT OF SCHOOL SUSPENSION - OSS	OCC	OCC	OCC	STD	STD	STD
DISOBEDIENCE/DISRESPECT	1	3	0	1	3	0
DISOBEDIENCE/TARDY	0	0	0	0	0	0
DISOBEDIENCE/TRUANCY	1	1	0	1	1	0
ELECTRONIC DEVICE	0	0	0	0	0	0
FIGHTING	9	4	8	9	4	8
GANG REPRESENTATION/WEAPONS/THREAT	1	0	0	0	0	0
ILLEGAL ACT/U.I. ALCOHOL	0	0	0	0	0	0
ILLEGAL ACT/U.I. MARIJUANA	0	1	0	0	1	0
THEFT	0	0	0	0	0	0
OTHER	0	0	0	0	0	0
MONTHLY TOTAL OSS SUSPENSIONS - OSS	12	9	8	11	9	8

Monthly Discipline Numbers – February
ISS – Three Year Comparison



Monthly Discipline Numbers –February
OSS – Three Year Comparison



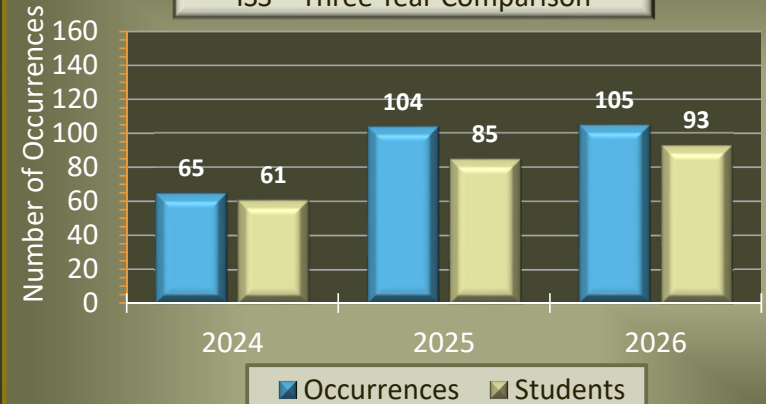
Monthly Discipline Report – March *Yrs 24/25/26

Monthly Discipline Report for March

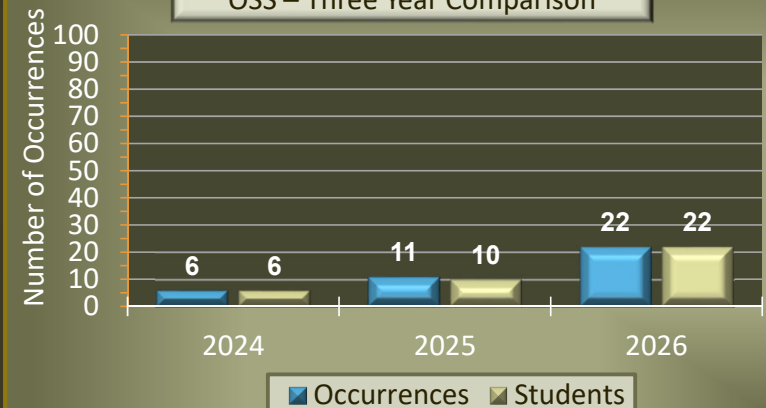
REASON FOR SUSPENSION	Monthly Discipline Numbers - March					
	2024 OCC	2025 OCC	2026 OCC	2024 STD	2025 STD	2026 STD
IN SCHOOL SUSPENSION - ISS						
DISOBEDIENCE/DISRESPECT	0	8	19	0	6	19
DISOBEDIENCE/TARDY	27	38	23	26	37	18
DISOBEDIENCE/TRUANCY	34	58	57	31	42	51
ELECTRONIC DEVICE/VAPING	4	0	6	4	0	5
FIGHTING	0	0	0	0	0	0
OTHER	0	0	0	0	0	0
MONTHLY TOTAL ISS SUSPENSIONS	65	104	105	61	85	93

REASON FOR SUSPENSION	2024	2025	2026	2024	2025	2026
	OCC	OCC	OCC	STD	STD	STD
OUT OF SCHOOL SUSPENSION - OSS						
DISOBEDIENCE/DISRESPECT	0	4	7	0	4	7
DISOBEDIENCE/TARDY	0	0	0	0	0	0
DISOBEDIENCE/TRUANCY	1	2	0	1	1	0
ELECTRONIC DEVICE	0	0	0	0	0	0
FIGHTING	3	2	10	3	2	10
GANG REPRESENTATION/WEAPONS/THREAT	1	0	0	1	0	0
ILLEGAL ACT/U.I. ALCOHOL	0	2	0	0	2	0
ILLEGAL ACT/U.I. MARIJUANA	1	0	4	1	0	4
THEFT	0	0	1	0	0	1
OTHER	0	1	0	0	1	0
MONTHLY TOTAL OSS SUSPENSIONS - OSS	6	11	22	6	10	22

Monthly Discipline Numbers – March
ISS – Three Year Comparison



Monthly Discipline Numbers – March
OSS – Three Year Comparison

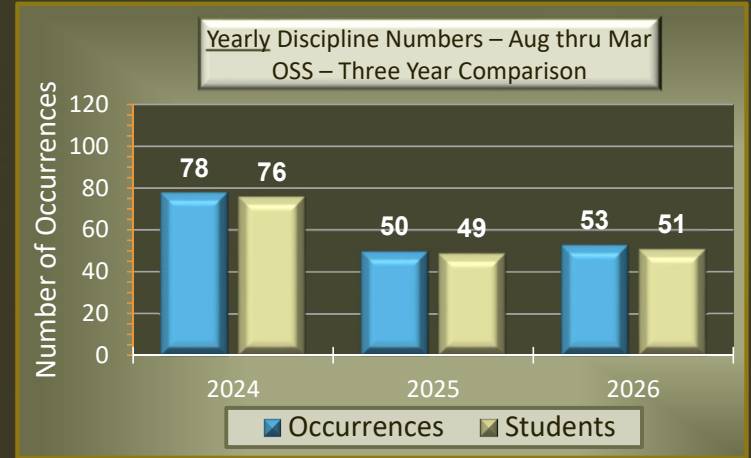



Yearly Discipline Report–August thru March *Yrs 24/25/26

Yearly Discipline Report for August thru March

REASON FOR SUSPENSION	Yearly Discipline Numbers - August thru March					
	2024	2025	2026	2024	2025	2026
IN SCHOOL SUSPENSION - ISS	OCC	OCC	OCC	STD	STD	STD
DISOBEDIENCE/DISRESPECT	23	37	54	19	28	48
DISOBEDIENCE/TARDY	229	203	210	196	176	190
DISOBEDIENCE/TRUANCY	253	299	276	221	246	247
ELECTRONIC DEVICE/VAPING	16	9	10	15	8	8
FIGHTING	7	2	1	7	2	1
OTHER	8	13	6	7	11	6
MONTHLY TOTAL ISS SUSPENSIONS	536	563	557	465	471	500

REASON FOR SUSPENSION	2024	2025	2026	2024	2025	2026
	OCC	OCC	OCC	STD	STD	STD
OUT OF SCHOOL SUSPENSION - OSS						
DISOBEDIENCE/DISRESPECT	10	14	10	10	14	9
DISOBEDIENCE/TARDY	1	0	0	1	0	0
DISOBEDIENCE/TRUANCY	10	4	0	9	3	0
ELECTRONIC DEVICE/VAPING	0	1	0	0	1	0
FIGHTING	35	21	32	35	21	31
GANG REPRESENTATION/WEAPONS/THREAT	15	2	2	14	2	2
ILLEGAL ACT/U.I. ALCOHOL	3	3	1	3	3	1
ILLEGAL ACT/U.I. MARIJUANA	1	4	7	1	4	7
THEFT	0	0	1	0	0	1
OTHER	3	1	0	3	1	0
MONTHLY TOTAL OSS SUSPENSIONS - OSS	78	50	53	76	49	51



*Student totals by year contain duplicates between months. August to June Graphs are adjusted at EOY to remove duplicates.