

LEA Name : Palmerton Area SD  
Address : 680 Fourth Street  
Palmerton , PA 18071

County : Carbon  
AUN Number : 121136503  
LEA Type : SD

## Annual Financial Report Accuracy Certification Statement

For Fiscal Year Ending  
6/30/2025


Pennsylvania Department of Education  
&  
Office of Comptroller Operations

PDE-2056: Intermediate Unit

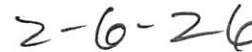
PDE-2057: School District, AVTS/CTC, Charter School,  
and Special Program Jointure

**CERTIFICATION: By signing this page I agree that the electronic data submitted is a complete and accurate statement of the financial operations and status of the local education agency for the fiscal year. It has been prepared in accordance with generally accepted accounting principles and established Commonwealth of PA reporting guidelines.**

  
\_\_\_\_\_  
Chief School Administrator Signature

  
\_\_\_\_\_  
Date

  
\_\_\_\_\_  
Board Secretary Signature

  
\_\_\_\_\_  
Date

Ryan P Kish

\_\_\_\_\_  
Contact Person

rkish@palmerton.org

\_\_\_\_\_  
Contact Person E-mail Address

(610)826-7101

Ext :5026

\_\_\_\_\_  
Contact Person Telephone Number

\_\_\_\_\_  
Contact Person Fax Number


**Audit Certification**  
**Annual Financial Report:**  
**For Fiscal Year Ending 6/30/2025**  
**(Pursuant to PA School Code Section 218(b))**

LEA Name : Palmerton Area SD  
AUN Number : 121136503  
County : Carbon

Audit Certification Due:  
12/31/2025

This certification is applicable to the Annual Financial Report data submitted through the Consolidated Financial Reporting System (CFRS).

CERTIFICATION: By signing this page I agree that the financial statements of the school have been properly audited as noted above pursuant to Article XXIV, and in the auditor's professional opinion, the Annual Financial Report (PDE-2057) submitted through CFRS is materially consistent with the audited financial statements.

Chief School Administrator  


Signature \_\_\_\_\_  
Date 1/12/26

Ryan P Kish  
Contact Person \_\_\_\_\_

rkish@palmerton.org  
Contact Person E-mail Address \_\_\_\_\_

Board Secretary  


Signature \_\_\_\_\_  
Date 1-12-26

(610)826-7101 Ext : 5026  
Contact Person Telephone Number \_\_\_\_\_

Contact Person Fax Number \_\_\_\_\_

<u>Val Number</u>	<u>Description</u>	<u>Justification</u>
41162	Expenditure Detail, Salaries (Object 100) and Benefits (Object 200 series): Amounts must be entered for both Salaries and Benefits.  Please verify following fund and function codes: Fund 10 Function 1803;	Function 1803 had salaries coded to the Pre-K Counts grant, but not benefits
50400	SESS - 2120 Guidance Services: SESS Schedule amounts for Special Education vary from prior year by 40% or more. Correct the data or enter a justification.  SESS Schedule 2120: \$343,608.22 Prior Year SESS Schedule 2120: \$243,438.21	Increase in Guidance Services being utilized
50460	SESS - 2420 Medical Services: SESS Schedule amounts for Special Education vary from prior year by 40% or more. Correct the data or enter a justification.  SESS Schedule 2420: \$1,378.48 Prior Year SESS Schedule 2420: \$0.00	Increase in one to one nursing services

Amounts Expressed in Whole Dollars

	<u>General Fund</u> <u>(10)</u>	<u>Student Sponsored</u> <u>Activity Fund</u> <u>(21)</u>	<u>Public Purpose Trust</u> <u>(27)</u>	<u>Other Compt Approved</u> <u>(28)</u>	<u>Athletic / Activity</u> <u>(29)</u>
<b>Assets And Deferred Outflows Of Resources</b>					
<b>Assets</b>					
0100 Cash and Cash Equivalents	14,270,962	2,867			
0110 Investments	30,087				
0120 Taxes Receivable	1,179,470				
0130 Due From Other Funds					
0141 Due From Other Governments	452,122				
0142 State Revenue Receivable	1,448,298				
0143 Federal Revenue Receivable	372,123				
0145 Other Intergovernmental Revenue Receivable					
0146 Due from Primary Government					
0147 Due from Component Unit					
0150 Other Receivables	412,232				
0170 Inventories	113,026				
0180 Prepaid Expenses (Expenditures)	427,598				
0190 Other Current Assets					
<b>Total Assets</b>	<b>\$18,705,918</b>	<b>\$2,867</b>			
0910 Deferred Outflows of Resources					
<b>Total Assets And Deferred Outflows Of Resources</b>	<b>\$18,705,918</b>	<b>\$2,867</b>			

Amounts Expressed in Whole Dollars

<u>Capital Reserve (690.</u>	<u>Capital Reserve (1431)</u>	<u>Other Capital Projects</u>	<u>Debt Service</u>	<u>Permanent</u>
<u>1850)</u>	<u>(32)</u>	<u>Fund</u>	<u>(40)</u>	<u>(90)</u>
<u>(31)</u>		<u>(39)</u>		

**Assets And Deferred Outflows Of Resources**

**Assets**

0100 Cash and Cash Equivalents	69,851
0110 Investments	
0120 Taxes Receivable	
0130 Due From Other Funds	
0141 Due From Other Governments	
0142 State Revenue Receivable	
0143 Federal Revenue Receivable	
0145 Other Intergovernmental Revenue Receivable	
0146 Due from Primary Government	
0147 Due from Component Unit	
0150 Other Receivables	
0170 Inventories	
0180 Prepaid Expenses (Expenditures)	
0190 Other Current Assets	

<b>Total Assets</b>	<b>\$69,851</b>
---------------------	-----------------

0910 Deferred Outflows of Resources

<b>Total Assets And Deferred Outflows Of Resources</b>	<b>\$69,851</b>
--	-----------------

Amounts Expressed in Whole Dollars

**Total Governmental Funds**

**Assets And Deferred Outflows Of Resources**

<b>Assets</b>	
0100 Cash and Cash Equivalents	14,343,680
0110 Investments	30,087
0120 Taxes Receivable	1,179,470
0130 Due From Other Funds	
0141 Due From Other Governments	452,122
0142 State Revenue Receivable	1,448,298
0143 Federal Revenue Receivable	372,123
0145 Other Intergovernmental Revenue Receivable	
0146 Due from Primary Government	
0147 Due from Component Unit	
0150 Other Receivables	412,232
0170 Inventories	113,026
0180 Prepaid Expenses (Expenditures)	427,598
0190 Other Current Assets	
<b>Total Assets</b>	<b>\$18,778,636</b>
0910 Deferred Outflows of Resources	
<b>Total Assets And Deferred Outflows Of Resources</b>	<b>\$18,778,636</b>

Amounts Expressed in Whole Dollars

	<u>General Fund</u> <u>(10)</u>	<u>Student Sponsored</u> <u>Activity Fund</u> <u>(21)</u>	<u>Public Purpose Trust</u> <u>(27)</u>	<u>Other Compt Approved</u> <u>(28)</u>	<u>Athletic / Activity</u> <u>(29)</u>
<b>Liabilities And Deferred Inflows Of Resources And Fund Balances</b>					
<b>Liabilities</b>					
0400 Due to Other Funds	29,902				
0411 Due to Other Governments	410,149				
0412 Due to Primary Government					
0413 Due to Component Unit					
0420 Accounts Payable	489,053				
0430 Contracts Payable					
0440 Current Portion of Long-Term Debt	137,560				
0450 Short-Term Payables					
0461 Accrued Salaries and Benefits	1,574,652				
0462 Payroll Deductions and Withholding	1,697,859				
0480 Unearned Revenues					
0490 Other Current Liabilities	4,725				
<b>Total Liabilities</b>	<b>\$4,343,900</b>				
0950 Deferred Inflows of Resources	1,317,243				
<b>Fund Balances</b>					
0810 Nonspendable Fund Balance	540,625				
0820 Restricted Fund Balance	202,527				
0830 Committed Fund Balance	3,276,779				
0840 Assigned Fund Balance	9,024,844	2,867			
0850 Unassigned Fund Balance					
<b>Total Fund Balances</b>	<b>\$13,044,775</b>	<b>\$2,867</b>			
<b>Total Liabilities, Deferred Inflows Of Resources And Fund Balances</b>	<b>\$18,705,918</b>	<b>\$2,867</b>			

Amounts Expressed in Whole Dollars

<u>Capital Reserve (690.</u>	<u>Capital Reserve (1431)</u>	<u>Other Capital Projects</u>	<u>Debt Service</u>	<u>Permanent</u>
<u>1850)</u>	<u>(32)</u>	<u>Fund</u>	<u>(40)</u>	<u>(90)</u>
<u>(31)</u>		<u>(39)</u>		

**Liabilities And Deferred Inflows Of Resources And Fund Balances**

**Liabilities**

0400 Due to Other Funds	
0411 Due to Other Governments	
0412 Due to Primary Government	
0413 Due to Component Unit	
0420 Accounts Payable	11,856
0430 Contracts Payable	
0440 Current Portion of Long-Term Debt	
0450 Short-Term Payables	
0461 Accrued Salaries and Benefits	
0462 Payroll Deductions and Withholding	
0480 Unearned Revenues	
0490 Other Current Liabilities	

<b>Total Liabilities</b>	<b>\$11,856</b>
--------------------------	-----------------

0950 Deferred Inflows of Resources

**Fund Balances**

0810 Nonspendable Fund Balance	
0820 Restricted Fund Balance	57,995
0830 Committed Fund Balance	
0840 Assigned Fund Balance	
0850 Unassigned Fund Balance	

<b>Total Fund Balances</b>	<b>\$57,995</b>
----------------------------	-----------------

<b>Total Liabilities, Deferred Inflows Of Resources And Fund Balances</b>	<b>\$69,851</b>
---	-----------------

Amounts Expressed in Whole Dollars

**Total Governmental Funds**

**Liabilities And Deferred Inflows Of Resources And Fund Balances**

**Liabilities**

0400 Due to Other Funds	29,902
0411 Due to Other Governments	410,149
0412 Due to Primary Government	
0413 Due to Component Unit	
0420 Accounts Payable	500,909
0430 Contracts Payable	
0440 Current Portion of Long-Term Debt	137,560
0450 Short-Term Payables	
0461 Accrued Salaries and Benefits	1,574,652
0462 Payroll Deductions and Withholding	1,697,859
0480 Unearned Revenues	
0490 Other Current Liabilities	4,725

**Total Liabilities \$4,355,756**

0950 Deferred Inflows of Resources	1,317,243
------------------------------------	-----------

**Fund Balances**

0810 Nonspendable Fund Balance	540,625
0820 Restricted Fund Balance	260,522
0830 Committed Fund Balance	3,276,779
0840 Assigned Fund Balance	9,027,711
0850 Unassigned Fund Balance	

**Total Fund Balances \$13,105,637**

**Total Liabilities, Deferred Inflows Of Resources And Fund Balances \$18,778,636**

Amounts Expressed in Whole Dollars	<u>General Fund</u> <u>(10)</u>	<u>Student Sponsored</u> <u>Activity Fund</u> <u>(21)</u>	<u>Public Purpose Trust</u> <u>(27)</u>	<u>Other Compt Approved</u> <u>(28)</u>	<u>Athletic / Activity</u> <u>(29)</u>
<b>Revenues</b>					
6000 Revenue from Local Sources	23,987,302	1,529			
7000 Revenue from State Sources	17,328,156				
8000 Revenue from Federal Sources	704,446				
<b>Total Revenues</b>	<b>\$42,019,904</b>	<b>\$1,529</b>			
<b>Expenditures</b>					
1000 Instruction	27,392,374				
2000 Support Services	9,946,991				
3000 Operation of Non-Instructional Services	1,410,796	1,531			
4000 Facilities Acquisition, Construction and Improvement Services	208,242				
5110 Debt Service	2,185,234				
5130 Refund of Prior Year Revenues / Receipts					
5140 Leases and Other Right-to-Use Arrangements	18,570				
<b>Total Expenditures</b>	<b>\$41,162,207</b>	<b>\$1,531</b>			
<b>Excess (Deficiency) Of Revenues Over Expenditures</b>	<b>\$857,697</b>	<b>(\$2)</b>			
<b>Other Financing Sources (Uses)</b>					
9110 Face Value of Bonds Issued					
9120 Proceeds from Refunding of Bonds					
9130 Bond Premiums					
9200 Proceeds from Extended Term Financing, Leases, and Other Right-to-Use Arrangements					
9300 Interfund Transfers - IN					
9400 Sale of or Compensation for Loss of Fixed Assets					
9710 Transfers from Component Units					
9720 Transfers from Primary Governments					
9910 Other Financing Sources Not Listed in the 9000 Series					
9990 Insurance Recoveries	44,104				
5120 Debt Service – Refunded Bonds					
5150 Bond Discounts					
5200 Interfund Transfers – Out	450,000				
5300 Transfers Out to Component Units/Primary Governments					
<b>Total Other Financing Sources (Uses)</b>	<b>(\$405,896)</b>				

Amounts Expressed in Whole Dollars	<u>Capital Reserve (690.1850)</u> <u>(31)</u>	<u>Capital Reserve (1431)</u> <u>(32)</u>	<u>Other Capital Projects</u> <u>Fund</u> <u>(39)</u>	<u>Debt Service</u> <u>(40)</u>	<u>Permanent</u> <u>(90)</u>
<b>Revenues</b>					
6000 Revenue from Local Sources			23,977		
7000 Revenue from State Sources					
8000 Revenue from Federal Sources					
<b>Total Revenues</b>			<b>\$23,977</b>		
<b>Expenditures</b>					
1000 Instruction					
2000 Support Services			47,214		
3000 Operation of Non-Instructional Services					
4000 Facilities Acquisition, Construction and Improvement Services			1,877,106		
5110 Debt Service					
5130 Refund of Prior Year Revenues / Receipts					
5140 Leases and Other Right-to-Use Arrangements					
<b>Total Expenditures</b>			<b>\$1,924,320</b>		
<b>Excess (Deficiency) Of Revenues Over Expenditures</b>			<b>(\$1,900,343)</b>		
<b>Other Financing Sources (Uses)</b>					
9110 Face Value of Bonds Issued					
9120 Proceeds from Refunding of Bonds					
9130 Bond Premiums					
9200 Proceeds from Extended Term Financing, Leases, and Other Right-to-Use Arrangements					
9300 Interfund Transfers - IN			250,000		
9400 Sale of or Compensation for Loss of Fixed Assets					
9710 Transfers from Component Units					
9720 Transfers from Primary Governments					
9910 Other Financing Sources Not Listed in the 9000 Series					
9990 Insurance Recoveries					
5120 Debt Service – Refunded Bonds					
5150 Bond Discounts					
5200 Interfund Transfers – Out					
5300 Transfers Out to Component Units/Primary Governments					
<b>Total Other Financing Sources (Uses)</b>			<b>\$250,000</b>		

Amounts Expressed in Whole Dollars	<u>Total Governmental Funds</u>
<b>Revenues</b>	
6000 Revenue from Local Sources	24,012,808
7000 Revenue from State Sources	17,328,156
8000 Revenue from Federal Sources	704,446
<b>Total Revenues</b>	<b>\$42,045,410</b>
<b>Expenditures</b>	
1000 Instruction	27,392,374
2000 Support Services	9,994,205
3000 Operation of Non-Instructional Services	1,412,327
4000 Facilities Acquisition, Construction and Improvement Services	2,085,348
5110 Debt Service	2,185,234
5130 Refund of Prior Year Revenues / Receipts	
5140 Leases and Other Right-to-Use Arrangements	18,570
<b>Total Expenditures</b>	<b>\$43,088,058</b>
<b>Excess (Deficiency) Of Revenues Over Expenditures</b>	<b>(\$1,042,648)</b>
<b>Other Financing Sources (Uses)</b>	
9110 Face Value of Bonds Issued	
9120 Proceeds from Refunding of Bonds	
9130 Bond Premiums	
9200 Proceeds from Extended Term Financing, Leases, and Other Right-to-Use Arrangements	
9300 Interfund Transfers - IN	250,000
9400 Sale of or Compensation for Loss of Fixed Assets	
9710 Transfers from Component Units	
9720 Transfers from Primary Governments	
9910 Other Financing Sources Not Listed in the 9000 Series	
9990 Insurance Recoveries	44,104
5120 Debt Service – Refunded Bonds	
5150 Bond Discounts	
5200 Interfund Transfers – Out	450,000
5300 Transfers Out to Component Units/Primary Governments	
<b>Total Other Financing Sources (Uses)</b>	<b>(\$155,896)</b>

Amounts Expressed in Whole Dollars	<u>General Fund</u> <u>(10)</u>	<u>Student Sponsored</u> <u>Activity Fund</u> <u>(21)</u>	<u>Public Purpose Trust</u> <u>(27)</u>	<u>Other Compt Approved</u> <u>(28)</u>	<u>Athletic / Activity</u> <u>(29)</u>
<b>Special And Extraordinary Items</b>					
9920 Special Items – Gains					
9930 Extraordinary Items – Gains					
5520 Special Items – Losses					
5530 Extraordinary Items – Losses					
<b>Net Change In Fund Balances</b>	<b>\$451,801</b>	<b>(\$2)</b>			
<b>Fund Balance</b>					
0001 Fund Balance - Beginning of Fiscal Year	12,592,972	2,869			
<b>Fund Balance - End Of Year</b>	<b>\$13,044,773</b>	<b>\$2,867</b>			

Amounts Expressed in Whole Dollars	<u>Capital Reserve (690.</u> <u>1850</u> <u>(31)</u>	<u>Capital Reserve (1431)</u> <u>(32)</u>	<u>Other Capital Projects</u> <u>Fund</u> <u>(39)</u>	<u>Debt Service</u> <u>(40)</u>	<u>Permanent</u> <u>(90)</u>
<b>Special And Extraordinary Items</b>					
9920 Special Items – Gains					
9930 Extraordinary Items – Gains					
5520 Special Items – Losses					
5530 Extraordinary Items – Losses					
<b>Net Change In Fund Balances</b>					
			(\$1,650,343)		
<b>Fund Balance</b>					
0001 Fund Balance - Beginning of Fiscal Year			1,708,339		
<b>Fund Balance - End Of Year</b>					
			\$57,996		

Amounts Expressed in Whole Dollars

**Total Governmental Funds**

**Special And Extraordinary Items**

- 9920 Special Items – Gains
- 9930 Extraordinary Items – Gains
- 5520 Special Items – Losses
- 5530 Extraordinary Items – Losses

**Net Change In Fund Balances** **(\$1,198,544)**

**Fund Balance**

0001 Fund Balance - Beginning of Fiscal Year 14,304,180

**Fund Balance - End Of Year** **\$13,105,636**

Amounts Expressed in Whole Dollars	<u>Food Service</u> <u>(51)</u>	<u>Child Care</u> <u>Operations</u> <u>(52)</u>	<u>Other Enterprise</u> <u>(58)</u>	<u>TOTAL</u>	<u>Internal Service</u> <u>(60)</u>
<b>Assets And Deferred Outflows Of Resources</b>					
<b>Current Assets</b>					
0100 Cash and Cash Equivalents	80,061			80,061	
0110 Investments					
0130 Due From Other Funds	29,902			29,902	
0141 Due From Other Governments	20,179			20,179	
0142 State Revenue Receivable					
0143 Federal Revenue Receivable					
0146 Due from Primary Government					
0147 Due from Component Unit					
0150 Other Receivables					
0170 Inventories	29,526			29,526	
0180 Prepaid Expenses (Expenditures)	5,953			5,953	
0190 Other Current Assets					
<b>Total Current Assets</b>	<b>\$165,621</b>			<b>\$165,621</b>	
<b>Noncurrent Assets</b>					
0211 Land					
0212 Site Improvements (Net)					
0220 Buildings and Building Improvements (Net)					
0230 Tangible Property and Intangible Right-To-Use Assets (Net)	110,260			110,260	
0250 Construction in Progress					
0260 Long Term Prepayments					
0290 Other Noncurrent Assets					
<b>Total Noncurrent Assets</b>	<b>\$110,260</b>			<b>\$110,260</b>	
0910 Deferred Outflows of Resources	214,037			214,037	
<b>Total Assets And Deferred Outflows Of Resources</b>	<b>\$489,918</b>			<b>\$489,918</b>	

Amounts Expressed in Whole Dollars	<u>Food Service</u> <u>(51)</u>	<u>Child Care</u> <u>Operations</u> <u>(52)</u>	<u>Other Enterprise</u> <u>(58)</u>	<u>TOTAL</u>	<u>Internal Service</u> <u>(60)</u>
<b>Liabilities And Deferred Inflows Of Resources And Net Position</b>					
<b>Current Liabilities</b>					
0400 Due to Other Funds					
0411 Due to Other Governments					
0413 Due to Component Unit					
0420 Accounts Payable	5,589			5,589	
0430 Contracts Payable					
0440 Current Portion of Long-Term Debt					
0450 Short-Term Payables					
0461 Accrued Salaries and Benefits	51,104			51,104	
0462 Payroll Deductions and Withholding					
0480 Unearned Revenues	15,131			15,131	
0490 Other Current Liabilities	1,887			1,887	
<b>Total Current Liabilities</b>	<b>\$73,711</b>			<b>\$73,711</b>	
<b>Noncurrent Liabilities</b>					
0510 Bonds Payable					
0520 Extended-Term Financing Agreements Payable					
0530 Lease and Other Right-To-Use Obligations					
0540 Accumulated Compensated Absences	22,377			22,377	
0550 Authority Lease Obligations					
0560 Other Post-Employment Benefits (OPEB)	46,685			46,685	
0570 Net Pension Liability	1,101,934			1,101,934	
0599 Other Noncurrent Liabilities					
<b>Total Noncurrent Liabilities</b>	<b>\$1,170,996</b>			<b>\$1,170,996</b>	
<b>Total Liabilities</b>	<b>\$1,244,707</b>			<b>\$1,244,707</b>	
0950 Deferred Inflows of Resources	23,487			23,487	
<b>Net Position</b>					
0791 Net Investment in Capital Assets	110,260			110,260	
0008 Restricted Net Position (0792 – 0798)					
0799 Unrestricted Net Position	(888,536)			(888,536)	
<b>Total Net Position</b>	<b>(\$778,276)</b>			<b>(\$778,276)</b>	
<b>Total Liabilities And Deferred Inflows Of Resources And Net Position</b>	<b>\$489,918</b>			<b>\$489,918</b>	

Amounts Expressed in Whole Dollars	<u>Food Service</u> <u>(51)</u>	<u>Child Care Operations</u> <u>(52)</u>	<u>Other Enterprise</u> <u>(58)</u>	<u>TOTAL</u>	<u>Internal Service</u> <u>(60)</u>
<b>Operating Revenues</b>					
6600 Food Service Revenue	297,253			297,253	
0071 Charges for Services					
0072 Other Operating Revenue	37,855			37,855	
<b>Total Operating Revenues</b>	<b>\$335,108</b>			<b>\$335,108</b>	
<b>Operating Expenses</b>					
100 Personnel Services – Salaries	432,650			432,650	
200 Personnel Services – Employee Benefits	244,221			244,221	
300 Purchased Professional and Technical Services	12,596			12,596	
400 Purchased Property Services	685,614			685,614	
500 Other Purchased Services					
600 Supplies	97,253			97,253	
740 Depreciation	10,719			10,719	
770 Amortization Expense					
810 Dues and Fees	150			150	
880 Refunds of Prior Years' Receipts					
890 Miscellaneous Expenditures	617			617	
<b>Total Operating Expenses</b>	<b>\$1,483,820</b>			<b>\$1,483,820</b>	
<b>Operating Income (Loss)</b>	<b>(\$1,148,712)</b>			<b>(\$1,148,712)</b>	
<b>Non Operating Revenues (Expenses)</b>					
6500 Earnings on Investments	4,510			4,510	
6830 Federal Revenue from Intermediary Sources					
6920 Contributions and Donations from Private Sources					
6930 Gains or Losses on Sale of Fixed Assets					
6991 Refunds of a Prior Year Expenditure					
7000 Revenue from State Sources	229,582			229,582	
8000 Revenue from Federal Sources	698,212			698,212	
9990 Insurance Recoveries					
820 Claims and Judgments Against the LEA					
830 Interest					
<b>TOTAL Non Operating Revenues (Expenses)</b>	<b>\$932,304</b>			<b>\$932,304</b>	
<b>Income (Loss) Before Contributions And Transfers</b>	<b>(\$216,408)</b>			<b>(\$216,408)</b>	

Amounts Expressed in Whole Dollars	<u>Food Service</u> <u>(51)</u>	<u>Child Care Operations</u> <u>(52)</u>	<u>Other Enterprise</u> <u>(58)</u>	<u>TOTAL</u>	<u>Internal Service</u> <u>(60)</u>
<b>Contributions, Transfers, and Special and Extraordinary Items</b>					
5200 Interfund Transfers – Out					
5300 Transfers Out to Component Units/Primary Governments					
5520 Special Items – Losses					
5530 Extraordinary Items – Losses					
9300 Interfund Transfers - IN	200,000			200,000	
9500 Capital Contributions					
9700 Transfers IN From Component Units/Primary Governments					
9920 Special Items – Gains					
9930 Extraordinary Items – Gains					
<b>Change In Net Position</b>	<b>(\$16,408)</b>			<b>(\$16,408)</b>	
0002 Net Position - Beginning of Fiscal Year	(761,868)			(761,868)	
0003 Accounting Changes / Residual Equity Transfers					
<b>Net Position - End Of Year</b>	<b>(\$778,276)</b>			<b>(\$778,276)</b>	

Amounts Expressed in Whole Dollars	<u>Food Service</u> <u>(51)</u>	<u>Child Care Operations</u> <u>(52)</u>	<u>Other Enterprise</u> <u>(58)</u>	<u>TOTAL</u>	<u>Internal Service(60)</u>
<b>Cash Flows From Operating Activities</b>					
0011 Cash Receipts From Users	296,402			296,402	
0012 Cash Receipts From Assessments Made to Other Funds					
0013 Cash Receipts From Earnings on Investments					
0014 Cash Receipts From Other Operating Revenue	47,983			47,983	
0015 Cash Payments To Employees For Services	613,337			613,337	
0016 Cash Payments For Insurance Claims					
0017 Cash Payments To Suppliers For Goods and Services	711,848			711,848	
0018 Cash Payments For Other Operating Expenses	425			425	
<b>Net Cash Provided By (Used For) Operating Activities</b>	<b>(\$981,225)</b>			<b>(\$981,225)</b>	
<b>Cash Flows From Non-Capital Financing Activities</b>					
0021 Receipts From Local Sources - 6000					
0022 Receipts From State Sources - 7000	226,206			226,206	
0023 Receipts From Federal Sources -8000	586,273			586,273	
0024 Notes and Loans Received (Repaid)					
0025 Interest Paid on Notes/Loans - 5100-830					
0026 Operating Transfers In (Out)/Residual Equity Trans	200,000			200,000	
0027 Operating Transfers In (Out) Primary Government / Comp Unit					
0028 Receipts From Refund of Prior Year Expenditures - 6991					
0029 Special and Extraordinary Gains (losses)					
0030 Receipts from Insurance Recoveries -9990					
<b>Net Cash Prov By (Used for) Non-Capital Financing Activities</b>	<b>\$1,012,479</b>			<b>\$1,012,479</b>	
<b>Cash Flows From Capital and Related Financing Activities</b>					
0031 Payments For Fac Acq, Const, and Imp - 4000	(4,294)			(4,294)	
0032 Proceeds from Disposal of Capital Assets					
0033 Proceeds From Extended Term Financing - 9200					
0034 Principal Paid on Financing Agreements					
0035 Interest Paid on Financing Agreements - 5100-830					
0036 (Inc) Dec in Contributed Capital					
<b>Net Cash Prov By (Used for) Capital and Related Financing Activities</b>	<b>(\$4,294)</b>			<b>(\$4,294)</b>	
<b>Cash Flows From Investing Activities</b>					
0041 Earnings on Investments - 6500	4,510			4,510	
0042 Purchase of Inv Securities / Deposits to Inv Pools					
0043 Receipts From Investment Pool Withdrawals					
0044 Proceeds from Sale and Maturity of Inv Securities					

LEA : 121136503 Palmerton Area SD

Printed 3/9/2026 2:27:48 PM

0045 Loans Received (Paid)

<b>Net Cash Prov By (Used for) Investing Activities</b>	<b>\$4,510</b>	<b>\$4,510</b>
---	----------------	----------------

LEA : 121136503 Palmerton Area SD

Printed 3/9/2026 2:27:48 PM

	<u>Food Service</u> <u>(51)</u>	<u>Child Care Operations</u> <u>(52)</u>	<u>Other Enterprise</u> <u>(58)</u>	<u>TOTAL</u>	<u>Internal Service</u> <u>(60)</u>
<b>Net Increase (Decrease) in Cash Flows</b>	<b>31,470</b>			<b>31,470</b>	
0004 Cash and Cash Equivalents Beginning of Year	48,591			48,591	
<b>Cash and Cash Equivalents at Year End</b>	<b>\$80,061</b>			<b>\$80,061</b>	

**Reconciliation of Operating Income (Loss) To Net Cash Provided by (Used For) Operating Activities**

0005 Operating Income (Loss) per REP	(1,148,712)			(1,148,712)	
<b>Adjustments</b>					
0051 Depreciation and Net Amortization	10,719			10,719	
0052 Provision for Uncollectible Accounts					
0053 Other Adjustments	95,915			95,915	
<b>Effect of Changes in Assets, Liabilities, Deferred Outflows and Deferred Inflows</b>					
0054 (Inc) Dec In Accounts Receivable (0120-0150)	3,890			3,890	
0055 Advances to Other Funds					
0056 (Inc) Dec in Inventories (0170)	24,044			24,044	
0057 (Inc) Dec in Prepaid Expenses (0180)	(851)			(851)	
0058 (Inc) Dec in Other Current or Noncurrent Assets					
0064 Deferred Outflows (0910)	28,766			28,766	
0059 Inc (Dec) in Accounts Payable (0400-0450)	4,863			4,863	
0060 Inc (Dec) in Accrued Salaries/Benefits (0461)	26,714			26,714	
0065 Inc (Dec) in Net Pension Liabilities (0570)	(1,573)			(1,573)	
0066 Inc (Dec) in Other Postemp Benefit Oblig (0560)	2,899			2,899	
0061 Inc (Dec) in Payroll Deductions/Withholding (0462)					
0062 Inc (Dec) in Unearned Revenue (0480)	(24,898)			(24,898)	
0063 Inc (Dec) in Other Current or Noncurrent Liabilities	(9,729)			(9,729)	
0067 Deferred Inflows (0950)	6,728			6,728	
<b>Total Adjustments</b>	<b>\$167,487</b>			<b>\$167,487</b>	
<b>Cash Provided By (Used for) Total</b>	<b>(\$981,225)</b>			<b>(\$981,225)</b>	

COMBINED STATEMENT OF CASH FLOWS  
SCHEDULE OF NONCASH INVESTING, CAPITAL, AND FINANCING ACTIVITIES

Explanation of Transaction and Balance Sheet Effect	Amount
<b>Total</b>	

LEA : 121136503 Palmerton Area SD

Printed 3/9/2026 2:27:50 PM

Amounts Expressed in Whole Dollars	<u>Private Purpose Trust</u> <u>(71)</u>	<u>Investment Trust</u> <u>(72)</u>	<u>Pension Trust</u> <u>(73)</u>	<u>Student Activity Custodial</u> <u>(81)</u>
<b>Assets And Deferred Outflows Of Resources</b>				
<b>Assets</b>				
0100 Cash and Cash Equivalents	17,002			99,156
0110 Investments	51			
0130 Due From Other Funds				
0140 Due from Other Governments, Primary Government and Component Units				
0150 Other Receivables	2,045			
0170 Inventories				
0180 Prepaid Expenses (Expenditures)				
0190 Other Current Assets				
0220 Buildings and Building Improvements (Net)				
0230 Tangible Property and Intangible Right-To-Use Assets (Net)				
<b>Total Assets</b>	<b>\$19,098</b>			<b>\$99,156</b>
0910 Deferred Outflows of Resources				
<b>Total Assets And Deferred Outflows Of Resources</b>	<b>\$19,098</b>			<b>\$99,156</b>

LEA : 121136503 Palmerton Area SD

Printed 3/9/2026 2:27:50 PM

Amounts Expressed in Whole Dollars

Other Custodial  
(89)

Fiduciary Component Units  
(98)

Total Fiduciary Funds

**Assets And Deferred Outflows Of Resources**

**Assets**

0100 Cash and Cash Equivalents			116,158
0110 Investments			51
0130 Due From Other Funds			
0140 Due from Other Governments, Primary Government and Component Units			
0150 Other Receivables			2,045
0170 Inventories			
0180 Prepaid Expenses (Expenditures)			
0190 Other Current Assets			
0220 Buildings and Building Improvements (Net)			
0230 Tangible Property and Intangible Right-To-Use Assets (Net)			

**Total Assets** **\$118,254**

0910 Deferred Outflows of Resources

**Total Assets And Deferred Outflows Of Resources** **\$118,254**

LEA : 121136503 Palmerton Area SD

Printed 3/9/2026 2:27:50 PM

Amounts Expressed in Whole Dollars	<u>Private Purpose Trust</u> (71)	<u>Investment Trust</u> (72)	<u>Pension Trust</u> (73)	<u>Student Activity Custodial</u> (81)
<b>Liabilities, Deferred Inflows Of Resources And Net Position</b>				
<b>Liabilities</b>				
0400 Due to Other Funds				
0410 Due to Other Governments, Primary Government and Component Units				
0420 Accounts Payable	6,250			5,169
0430 Contracts Payable				
0450 Short-Term Payables				
0460 Payroll Accruals and Withholdings				
0480 Unearned Revenues				
0490 Other Current Liabilities				
<b>Total Liabilities</b>	<b>\$6,250</b>			<b>\$5,169</b>
0950 Deferred Inflows of Resources				
<b>Net Position</b>				
0791 Net Investment in Capital Assets				
0009 Restricted Net Position (0792 – 0798)	12,848			93,987
0799 Unrestricted Net Position				
<b>Total Net Position</b>	<b>\$12,848</b>			<b>\$93,987</b>
<b>Total Liabilities, Deferred Inflows Of Resources And Net Position</b>	<b>\$19,098</b>			<b>\$99,156</b>

LEA : 121136503 Palmerton Area SD

Printed 3/9/2026 2:27:50 PM

Amounts Expressed in Whole Dollars	<u>Other Custodial</u> <u>(89)</u>	<u>Fiduciary Component Units</u> <u>(98)</u>	<u>Total Fiduciary Funds</u>
<b>Liabilities, Deferred Inflows Of Resources And Net Position</b>			
<b>Liabilities</b>			
0400 Due to Other Funds			
0410 Due to Other Governments, Primary Government and Component Units			
0420 Accounts Payable			11,419
0430 Contracts Payable			
0450 Short-Term Payables			
0460 Payroll Accruals and Withholdings			
0480 Unearned Revenues			
0490 Other Current Liabilities			
<b>Total Liabilities</b>			<b>\$11,419</b>
0950 Deferred Inflows of Resources			
<b>Net Position</b>			
0791 Net Investment in Capital Assets			
0009 Restricted Net Position (0792 – 0798)			106,835
0799 Unrestricted Net Position			
<b>Total Net Position</b>			<b>\$106,835</b>
<b>Total Liabilities, Deferred Inflows Of Resources And Net Position</b>			<b>\$118,254</b>

Amounts Expressed in Whole Dollars	<u>Private Purpose Trust</u> <u>(71)</u>	<u>Investment Trust</u> <u>(72)</u>	<u>Pension Trust</u> <u>(73)</u>	<u>Student Activity</u> <u>Custodial</u> <u>(81)</u>	<u>Other Custodial</u> <u>(89)</u>	<u>Fiduciary Component</u> <u>Units</u> <u>(98)</u>
<b>Additions</b>						
0091 Gifts and Contributions						
0095 Net Investment Earnings	158			5,420		
0092 Other Additions				192,497		
<b>Deductions</b>						
0093 Scholarships Awarded	5,000					
0094 Other Deductions	320			201,322		
<b>Change In Net Position</b>	<b>(\$5,162)</b>			<b>(\$3,405)</b>		
0006 Net Position – Beginning of Fiscal Year	18,010			97,392		
0007 Net Position Held in Trust for Pension Benefits						
<b>Net Position - End of Fiscal Year</b>	<b>\$12,848</b>			<b>\$93,987</b>		

Amounts Expressed in Whole Dollars	<u>Total Fiduciary Funds</u>
<b>Additions</b>	
0091 Gifts and Contributions	
0095 Net Investment Earnings	5,578
0092 Other Additions	192,497
<b>Deductions</b>	
0093 Scholarships Awarded	5,000
0094 Other Deductions	201,642
<b>Change in Net Position</b>	<b>(\$8,567)</b>
0006 Net Position – Beginning of Fiscal Year	115,402
0007 Net Position Held in Trust for Pension Benefits	
<b>Net Position - End of Fiscal Year</b>	<b>\$106,835</b>

	<u>Revenue Reported In Current Year</u>	<u>Current Year Tax Accrual</u>	<u>Prior Year Tax Accrual</u>	<u>Taxes Collected In Current Year</u>
<b><u>Revenue from Local Sources</u></b>				
6111 Current Real Estate Taxes	19,062,774.98			19,062,774.98
6113 Public Utility Realty Taxes	20,356.51			20,356.51
6114 Payments in Lieu of Current Taxes - State / Local	5,234.68			5,234.68
6120 Current Per Capita Taxes, Section 679	35,780.40			35,780.40
6141 Current Act 511 Per Capita Taxes	35,780.40			35,780.40
6143 Current Act 511 Local Services Taxes	22,985.12			22,985.12
6151 Current Act 511 Earned Income Taxes	2,202,113.72			2,202,113.72
6153 Current Act 511 Real Estate Transfer Taxes	288,955.47			288,955.47
6411 Delinquent Real Estate Taxes	888,857.08			888,857.08
6420 Delinquent Per Capita Taxes, Section 679	8,978.62			8,978.62
6440 Delinquent Local Enabling Taxes - Flat Rate Assessments	8,978.63			8,978.63
6500 Earnings on Investments	732,193.07			
6700 Revenues from LEA Activities	36,035.39			
6831 Federal Revenue Received from Other Pennsylvania Public LEAs	12,743.00			
6832 Federal IDEA Revenue Received as Pass Through	445,125.35			
6910 Rentals	39,790.90			
6920 Contributions and Donations from Private Sources	97,326.33			
6942 Summer School Tuition	2,890.00			
6944 Receipts from Other LEAs in Pennsylvania - Education	6,679.20			
6991 Refunds of a Prior Year Expenditure	2,963.43			
6999 Other Revenues Not Specified Above	30,759.46			
<b>TOTAL Revenue from Local Sources</b>	<b>\$23,987,301.74</b>			<b>\$22,580,795.61</b>

**Revenue Reported  
In Current Year**

**Revenue from State Sources**

7111 Basic Education Funding-Formula	8,468,035.18			
7140 Charter Schools	196,904.53			
7160 Tuition for Orphans Subsidy	70,737.43			
7271 Special Education funds for School-Aged Pupils	1,911,774.44			
7292 Pre-K Counts	365,000.00			
7311 Pupil Transportation Subsidy	496,623.32			
7312 Nonpublic and Charter School Pupil Transportation Subsidy	19,635.00			
7320 Rental and Sinking Fund Payments / Building Reimbursement Subsidy	235,041.16			
7331 State Reimbursement for Health Services	30,391.73			
7332 Feminine Hygiene Product Funding	2,917.25			
7340 State Property Tax Reduction Allocation	1,128,675.47			
7361 School Safety and Security Grants	104,107.51			
7362 School Mental Health & Safety and Security Grants	77,984.72			
7531 Ready to Learn-Foundation	303,548.00			
7532 Ready to Learn-Adequacy Supplement	342,386.50			
7810 State Share of Social Security and Medicare Taxes	630,641.59			
7820 State Share of Retirement Contributions	2,943,752.18			
<b>TOTAL Revenue from State Sources</b>	<b>\$17,328,156.01</b>			

**Revenue Reported  
In Current Year**

**Revenue from Federal Sources**

8514 Title I - Improving the Academic Achievement of the Disadvantaged	379,194.00			
8515 Title II - Preparing, Training, and Recruiting High Quality Teachers and Principals	52,964.00			
8517 Title IV - 21st Century Schools	31,525.00			
8744 ARP ESSER - Elementary and Secondary School Emergency Relief Fund	136,410.01			
8749 Other CARES Act Funding	104,353.00			
<b>TOTAL Revenue from Federal Sources</b>	<b>\$704,446.01</b>			

Revenue Reported  
In Current Year

**Other Financing Sources**

9990 Insurance Recoveries	44,104.40		
<b>TOTAL Other Financing Sources</b>	<b>\$44,104.40</b>		
<b>TOTAL FROM ALL SOURCES</b>	<b>\$42,064,008.16</b>		<b>\$22,580,795.61</b>

LEA : 121136503 Palmerton Area SD

Printed 3/9/2026 2:27:57 PM

	<u>General Fund (10)</u>	<u>Student Sponsored Activity Fund (21)</u>	<u>Public Purpose Trust (27)</u>	<u>Other Compt Approved (28)</u>	<u>Athletic / Activity (29)</u>	<u>Capital Reserve (690, 1850) (31)</u>
<b>6000 Revenue from Local Sources</b>						
6111 Current Real Estate Taxes	19,062,774.98					
6113 Public Utility Realty Taxes	20,356.51					
6114 Payments in Lieu of Current Taxes - State / Local	5,234.68					
6120 Current Per Capita Taxes, Section 679	35,780.40					
6141 Current Act 511 Per Capita Taxes	35,780.40					
6143 Current Act 511 Local Services Taxes	22,985.12					
6151 Current Act 511 Earned Income Taxes	2,202,113.72					
6153 Current Act 511 Real Estate Transfer Taxes	288,955.47					
6411 Delinquent Real Estate Taxes	888,857.08					
6420 Delinquent Per Capita Taxes, Section 679	8,978.62					
6440 Delinquent Local Enabling Taxes - Flat Rate Assessments	8,978.63					
6500 Earnings on Investments	732,193.07	145.61				
6700 Revenues from LEA Activities	36,035.39	1,383.04				
6831 Federal Revenue Received from Other Pennsylvania Public LEAs	12,743.00					
6832 Federal IDEA Revenue Received as Pass Through	445,125.35					
6910 Rentals	39,790.90					
6920 Contributions and Donations from Private Sources	97,326.33					
6942 Summer School Tuition	2,890.00					
6944 Receipts from Other LEAs in Pennsylvania - Education	6,679.20					
6991 Refunds of a Prior Year Expenditure	2,963.43					
6999 Other Revenues Not Specified Above	30,759.46					
<b>6000 Total Revenue from Local Sources</b>	<b>\$23,987,301.74</b>	<b>\$1,528.65</b>				
<b>7000 Revenue from State Sources</b>						
7111 Basic Education Funding-Formula	8,468,035.18					
7140 Charter Schools	196,904.53					
7160 Tuition for Orphans Subsidy	70,737.43					
7271 Special Education funds for School-Aged Pupils	1,911,774.44					
7292 Pre-K Counts	365,000.00					
7311 Pupil Transportation Subsidy	496,623.32					
7312 Nonpublic and Charter School Pupil Transportation Subsidy	19,635.00					
7320 Rental and Sinking Fund Payments / Building Reimbursement Subsidy	235,041.16					
7331 State Reimbursement for Health Services	30,391.73					
7332 Feminine Hygiene Product Funding	2,917.25					
7340 State Property Tax Reduction Allocation	1,128,675.47					
7361 School Safety and Security Grants	104,107.51					

LEA : 121136503 Palmerton Area SD

Printed 3/9/2026 2:27:57 PM

	<u>Capital Reserve</u> <u>(1431) (32)</u>	<u>Other Capital</u> <u>Projects Fund (39)</u>	<u>Debt Service (40)</u>	<u>Permanent (90)</u>	<u>Total</u>
<b>6000 Revenue from Local Sources</b>					
6111 Current Real Estate Taxes					19,062,774.98
6113 Public Utility Realty Taxes					20,356.51
6114 Payments in Lieu of Current Taxes - State / Local					5,234.68
6120 Current Per Capita Taxes, Section 679					35,780.40
6141 Current Act 511 Per Capita Taxes					35,780.40
6143 Current Act 511 Local Services Taxes					22,985.12
6151 Current Act 511 Earned Income Taxes					2,202,113.72
6153 Current Act 511 Real Estate Transfer Taxes					288,955.47
6411 Delinquent Real Estate Taxes					888,857.08
6420 Delinquent Per Capita Taxes, Section 679					8,978.62
6440 Delinquent Local Enabling Taxes - Flat Rate Assessments					8,978.63
6500 Earnings on Investments	23,976.87				756,315.55
6700 Revenues from LEA Activities					37,418.43
6831 Federal Revenue Received from Other Pennsylvania Public LEAs					12,743.00
6832 Federal IDEA Revenue Received as Pass Through					445,125.35
6910 Rentals					39,790.90
6920 Contributions and Donations from Private Sources					97,326.33
6942 Summer School Tuition					2,890.00
6944 Receipts from Other LEAs in Pennsylvania - Education					6,679.20
6991 Refunds of a Prior Year Expenditure					2,963.43
6999 Other Revenues Not Specified Above					30,759.46
<b>6000 Total Revenue from Local Sources</b>	<b>\$23,976.87</b>				<b>\$24,012,807.26</b>
<b>7000 Revenue from State Sources</b>					
7111 Basic Education Funding-Formula					8,468,035.18
7140 Charter Schools					196,904.53
7160 Tuition for Orphans Subsidy					70,737.43
7271 Special Education funds for School-Aged Pupils					1,911,774.44
7292 Pre-K Counts					365,000.00
7311 Pupil Transportation Subsidy					496,623.32
7312 Nonpublic and Charter School Pupil Transportation Subsidy					19,635.00
7320 Rental and Sinking Fund Payments / Building Reimbursement Subsidy					235,041.16
7331 State Reimbursement for Health Services					30,391.73
7332 Feminine Hygiene Product Funding					2,917.25
7340 State Property Tax Reduction Allocation					1,128,675.47
7361 School Safety and Security Grants					104,107.51

LEA : 121136503 Palmerton Area SD

Printed 3/9/2026 2:27:57 PM

	<u>General Fund (10)</u>	<u>Student Sponsored Activity Fund (21)</u>	<u>Public Purpose Trust (27)</u>	<u>Other Compt Approved (28)</u>	<u>Athletic / Activity (29)</u>	<u>Capital Reserve (690.1850) (31)</u>
<b>7000 Revenue from State Sources</b>						
7362 School Mental Health & Safety and Security Grants	77,984.72					
7531 Ready to Learn-Foundation	303,548.00					
7532 Ready to Learn-Adequacy Supplement	342,386.50					
7810 State Share of Social Security and Medicare Taxes	630,641.59					
7820 State Share of Retirement Contributions	2,943,752.18					
<b>7000 Total Revenue from State Sources</b>	<b>\$17,328,156.01</b>					
<b>8000 Revenue from Federal Sources</b>						
8514 Title I - Improving the Academic Achievement of the Disadvantaged	379,194.00					
8515 Title II - Preparing, Training, and Recruiting High Quality Teachers and Principals	52,964.00					
8517 Title IV - 21st Century Schools	31,525.00					
8744 ARP ESSER - Elementary and Secondary School Emergency Relief Fund	136,410.01					
8749 Other CARES Act Funding	104,353.00					
<b>8000 Total Revenue from Federal Sources</b>	<b>\$704,446.01</b>					
<b>9000 Other Financing Sources</b>						
9310 General Fund Transfers						
9990 Insurance Recoveries	44,104.40					
<b>9000 Total Other Financing Sources</b>	<b>\$44,104.40</b>					
<b>Total From All Sources</b>	<b>\$42,064,008.16</b>	<b>\$1,528.65</b>				

LEA : 121136503 Palmerton Area SD

Printed 3/9/2026 2:27:57 PM

	<u>Capital Reserve</u> <u>(1431) (32)</u>	<u>Other Capital</u> <u>Projects Fund (39)</u>	<u>Debt Service (40)</u>	<u>Permanent (90)</u>	<u>Total</u>
<b>7000 Revenue from State Sources</b>					
7362 School Mental Health & Safety and Security Grants					77,984.72
7531 Ready to Learn-Foundation					303,548.00
7532 Ready to Learn-Adequacy Supplement					342,386.50
7810 State Share of Social Security and Medicare Taxes					630,641.59
7820 State Share of Retirement Contributions					2,943,752.18
<b>7000 Total Revenue from State Sources</b>					<b>\$17,328,156.01</b>
<b>8000 Revenue from Federal Sources</b>					
8514 Title I - Improving the Academic Achievement of the Disadvantaged					379,194.00
8515 Title II - Preparing, Training, and Recruiting High Quality Teachers and Principals					52,964.00
8517 Title IV - 21st Century Schools					31,525.00
8744 ARP ESSER - Elementary and Secondary School Emergency Relief Fund					136,410.01
8749 Other CARES Act Funding					104,353.00
<b>8000 Total Revenue from Federal Sources</b>					<b>\$704,446.01</b>
<b>9000 Other Financing Sources</b>					
9310 General Fund Transfers	250,000.00				250,000.00
9990 Insurance Recoveries					44,104.40
<b>9000 Total Other Financing Sources</b>	<b>\$250,000.00</b>				<b>\$294,104.40</b>
<b>Total From All Sources</b>	<b>\$273,976.87</b>				<b>\$42,339,513.68</b>

	<u>General Fund (10)</u>	<u>Student Sponsored Activity Fund (21)</u>	<u>Public Purpose Trust (27)</u>	<u>Other Compt Approved (28)</u>	<u>Athletic / Activity (29)</u>	<u>Capital Reserve (690. 1850) (31)</u>
Revenue from Local Sources	23,987,301.74	1,528.65				
Revenue from State Sources	17,328,156.01					
Revenue from Federal Sources	704,446.01					
Other Financing Sources	44,104.40					
<b>Total From All Sources</b>	<b>\$42,064,008.16</b>	<b>\$1,528.65</b>				

	<u>Capital Reserve (1431)</u> <u>(32)</u>	<u>Other Capital Projects</u> <u>Fund (39)</u>	<u>Debt Service (40)</u>	<u>Permanent (90)</u>	<u>Total</u>
Revenue from Local Sources	23,976.87				24,012,807.26
Revenue from State Sources					17,328,156.01
Revenue from Federal Sources					704,446.01
Other Financing Sources	250,000.00				294,104.40
<b>Total From All Sources</b>	<b>\$273,976.87</b>				<b>\$42,339,513.68</b>

General Fund (10)

1000 Instruction	<u>Total</u>
<b>100 Personnel Services – Salaries</b>	
110 Official / Administrative Salaries	126,370.25
120 Professional – Educational	9,765,718.51
140 Technical	410.00
150 Office / Clerical	40,310.00
160 Crafts and Trades	388.00
190 Instructional Assistant	795,675.18
<b>Total Personnel Services – Salaries</b>	<b>\$10,728,871.94</b>
<b>200 Personnel Services – Employee Benefits</b>	
210 Group Insurance – Contracted Provider	2,913,848.45
220 Social Security Contributions	800,394.70
230 PSERS Retirement Contributions	3,597,584.57
250 Unemployment Compensation	2,847.99
260 Workers’ Compensation	55,812.06
280 Other Post-Employment Benefits (OPEB)	48,240.20
<b>Total Personnel Services – Employee Benefits</b>	<b>\$7,418,727.97</b>
<b>300 Purchased Professional and Technical Services</b>	
322 Professional Educational Services – Ius	1,965,130.23
329 Professional Educational Services – Other	6,700.24
330 Other Professional Services	82,542.95
340 Technical Services	86,092.32
<b>Total Purchased Professional and Technical Services</b>	<b>\$2,140,465.74</b>
<b>400 Purchased Property Services</b>	
420 Utility Services	918.51
430 Repairs and Maintenance Services	46,961.49
440 Rentals	18,639.97
<b>Total Purchased Property Services</b>	<b>\$66,519.97</b>
<b>500 Other Purchased Services</b>	
510 Student Transportation Services	32,428.66
520 Insurance – General	3,305.00
530 Communications	7,939.46
561 Tuition To Other School Districts Within the State	66,402.95
562 Tuition To Pennsylvania Charter Schools	2,318,994.67
563 Tuition To Nonpublic Schools	1,611,324.65
564 Tuition To Career and Technology Centers	1,982,857.50
566 Tuition To Institutions of Higher Education and Technical Institutes	185,431.04
580 Travel	2,623.82
<b>Total Other Purchased Services</b>	<b>\$6,211,307.75</b>
<b>600 Supplies</b>	
610 General Supplies	64,226.19
620 Energy	2,755.47
630 Food	16,931.74
640 Books and Periodicals	120,652.76
650 Supplies & Fees – Technology Related	223,289.64

LEA : 121136503 Palmerton Area SD

Printed 3/9/2026 2:28:02 PM

**General Fund (10)**

<b>1000 Instruction</b>	<u><b>Total</b></u>
<b>Total Supplies</b>	<b>\$427,855.80</b>
<b>700 Property</b>	
752 Capital Equipment – Original and Additional	32,841.43
756 Capitalized Technology Equipment – Original	11,054.55
762 Capitalized Equipment - Replacement	79,452.20
766 Capitalized Technology Equipment – Replacement	1,518.09
<b>Total Property</b>	<b>\$124,866.27</b>
<b>800 Other Objects</b>	
810 Dues and Fees	13,845.85
890 Miscellaneous Expenditures	259,912.79
<b>Total Other Objects</b>	<b>\$273,758.64</b>
<b>Total 1000 Instruction</b>	<b>\$27,392,374.08</b>

**General Fund (10)**

**1100 Regular Programs – Elementary / Secondary**

	<u>Elementary</u>	<u>Secondary</u>	<u>Federal</u>	<u>Total</u>
<b>100 Personnel Services – Salaries</b>				
120 Professional – Educational	4,719,985.03	3,047,812.81	317,012.29	8,084,810.13
190 Instructional Assistant	314,902.27	74,609.17	11,011.96	400,523.40
<b>Total Personnel Services – Salaries</b>	<b>\$5,034,887.30</b>	<b>\$3,122,421.98</b>	<b>\$328,024.25</b>	<b>\$8,485,333.53</b>
<b>200 Personnel Services – Employee Benefits</b>				
210 Group Insurance – Contracted Provider	1,588,720.85	724,397.42	85,726.64	2,398,844.91
220 Social Security Contributions	374,803.05	234,499.64	25,077.27	634,379.96
230 PSERS Retirement Contributions	1,739,385.00	1,047,725.29	65,488.87	2,852,599.16
250 Unemployment Compensation	19.94			19.94
260 Workers' Compensation	26,284.12	16,287.24	1,712.32	44,283.68
280 Other Post-Employment Benefits (OPEB)	20,532.10	27,708.10		48,240.20
<b>Total Personnel Services – Employee Benefits</b>	<b>\$3,749,745.06</b>	<b>\$2,050,617.69</b>	<b>\$178,005.10</b>	<b>\$5,978,367.85</b>
<b>300 Purchased Professional and Technical Services</b>				
329 Professional Educational Services – Other	2,327.23	1,895.01		4,222.24
340 Technical Services	47,299.90	38,792.42		86,092.32
<b>Total Purchased Professional and Technical Services</b>	<b>\$49,627.13</b>	<b>\$40,687.43</b>		<b>\$90,314.56</b>
<b>400 Purchased Property Services</b>				
430 Repairs and Maintenance Services	11,532.86	28,225.43		39,758.29
440 Rentals	11,123.52	7,516.45		18,639.97
<b>Total Purchased Property Services</b>	<b>\$22,656.38</b>	<b>\$35,741.88</b>		<b>\$58,398.26</b>
<b>500 Other Purchased Services</b>				
510 Student Transportation Services	10,012.30	4,263.36		14,275.66
530 Communications	1,557.55	1,274.36		2,831.91
562 Tuition To Pennsylvania Charter Schools	639,894.88	523,550.36		1,163,445.24
580 Travel	268.98	2,020.27		2,289.25
<b>Total Other Purchased Services</b>	<b>\$651,733.71</b>	<b>\$531,108.35</b>		<b>\$1,182,842.06</b>
<b>600 Supplies</b>				
610 General Supplies	36,652.14	13,192.30	88.02	49,932.46
630 Food	676.34	4,454.65		5,130.99
640 Books and Periodicals	64,536.40	40,162.38	9,515.95	114,214.73
650 Supplies & Fees – Technology Related	77,101.18	65,102.39	20,466.33	162,669.90
<b>Total Supplies</b>	<b>\$178,966.06</b>	<b>\$122,911.72</b>	<b>\$30,070.30</b>	<b>\$331,948.08</b>
<b>700 Property</b>				
752 Capital Equipment – Original and Additional	12,295.36	20,546.07		32,841.43
756 Capitalized Technology Equipment – Original	6,080.00	4,974.55		11,054.55
762 Capitalized Equipment - Replacement	46,345.35	33,106.85		79,452.20
766 Capitalized Technology Equipment – Replacement	834.95	683.14		1,518.09
<b>Total Property</b>	<b>\$65,555.66</b>	<b>\$59,310.61</b>		<b>\$124,866.27</b>
<b>800 Other Objects</b>				
810 Dues and Fees	841.03	1,492.82	10,725.00	13,058.85
890 Miscellaneous Expenditures		590.00		590.00

LEA : 121136503 Palmerton Area SD

Printed 3/9/2026 2:28:02 PM

General Fund (10)

1100 Regular Programs – Elementary / Secondary

	<u>Elementary</u>	<u>Secondary</u>	<u>Federal</u>	<u>Total</u>
Total Other Objects	\$841.03	\$2,082.82	\$10,725.00	\$13,648.85
Total 1100 Regular Programs – Elementary / Secondary	\$9,754,012.33	\$5,964,882.48	\$546,824.65	\$16,265,719.46

**General Fund (10)**

**1110 Regular Programs**

	<u>Elementary</u>	<u>Secondary</u>	<u>Federal</u>	<u>Total</u>
<b>100 Personnel Services – Salaries</b>				
120 Professional – Educational	4,719,985.03	3,047,812.81	71,700.88	7,839,498.72
190 Instructional Assistant	314,902.27	74,609.17	3,687.41	393,198.85
<b>Total Personnel Services – Salaries</b>	<b>\$5,034,887.30</b>	<b>\$3,122,421.98</b>	<b>\$75,388.29</b>	<b>\$8,232,697.57</b>
<b>200 Personnel Services – Employee Benefits</b>				
210 Group Insurance – Contracted Provider	1,588,720.85	724,397.42	25,515.46	2,338,633.73
220 Social Security Contributions	374,803.05	234,499.64	5,623.41	614,926.10
230 PSERS Retirement Contributions	1,739,385.00	1,047,725.29	18,044.84	2,805,155.13
250 Unemployment Compensation	19.94			19.94
260 Workers' Compensation	26,284.12	16,287.24	393.58	42,964.94
280 Other Post-Employment Benefits (OPEB)	20,532.10	27,708.10		48,240.20
<b>Total Personnel Services – Employee Benefits</b>	<b>\$3,749,745.06</b>	<b>\$2,050,617.69</b>	<b>\$49,577.29</b>	<b>\$5,849,940.04</b>
<b>300 Purchased Professional and Technical Services</b>				
329 Professional Educational Services – Other	2,327.23	1,895.01		4,222.24
340 Technical Services	47,299.90	38,792.42		86,092.32
<b>Total Purchased Professional and Technical Services</b>	<b>\$49,627.13</b>	<b>\$40,687.43</b>		<b>\$90,314.56</b>
<b>400 Purchased Property Services</b>				
430 Repairs and Maintenance Services	11,532.86	28,225.43		39,758.29
440 Rentals	11,123.52	7,516.45		18,639.97
<b>Total Purchased Property Services</b>	<b>\$22,656.38</b>	<b>\$35,741.88</b>		<b>\$58,398.26</b>
<b>500 Other Purchased Services</b>				
510 Student Transportation Services	10,012.30	4,263.36		14,275.66
530 Communications	1,557.55	1,274.36		2,831.91
562 Tuition To Pennsylvania Charter Schools	639,894.88	523,550.36		1,163,445.24
580 Travel	268.98	2,020.27		2,289.25
<b>Total Other Purchased Services</b>	<b>\$651,733.71</b>	<b>\$531,108.35</b>		<b>\$1,182,842.06</b>
<b>600 Supplies</b>				
610 General Supplies	36,652.14	13,192.30	88.02	49,932.46
630 Food	676.34	4,454.65		5,130.99
640 Books and Periodicals	64,536.40	40,162.38	9,308.04	114,006.82
650 Supplies & Fees – Technology Related	77,101.18	65,102.39	20,466.33	162,669.90
<b>Total Supplies</b>	<b>\$178,966.06</b>	<b>\$122,911.72</b>	<b>\$29,862.39</b>	<b>\$331,740.17</b>
<b>700 Property</b>				
752 Capital Equipment – Original and Additional	12,295.36	20,546.07		32,841.43
756 Capitalized Technology Equipment – Original	6,080.00	4,974.55		11,054.55
762 Capitalized Equipment - Replacement	46,345.35	33,106.85		79,452.20
766 Capitalized Technology Equipment – Replacement	834.95	683.14		1,518.09
<b>Total Property</b>	<b>\$65,555.66</b>	<b>\$59,310.61</b>		<b>\$124,866.27</b>
<b>800 Other Objects</b>				
810 Dues and Fees	841.03	1,492.82	10,725.00	13,058.85
890 Miscellaneous Expenditures		590.00		590.00

LEA : 121136503 Palmerton Area SD

Printed 3/9/2026 2:28:02 PM

General Fund (10)

1110 Regular Programs

	<u>Elementary</u>	<u>Secondary</u>	<u>Federal</u>	<u>Total</u>
Total Other Objects	\$841.03	\$2,082.82	\$10,725.00	\$13,648.85
Total 1110 Regular Programs	\$9,754,012.33	\$5,964,882.48	\$165,552.97	\$15,884,447.78

LEA : 121136503 Palmerton Area SD

Printed 3/9/2026 2:28:02 PM

**General Fund (10)**

**1190 Federally-Funded Regular Programs**

**100 Personnel Services – Salaries**

	<u>Elementary</u>	<u>Secondary</u>	<u>Federal</u>	<u>Total</u>
120 Professional – Educational			245,311.41	245,311.41
190 Instructional Assistant			7,324.55	7,324.55

<b>Total Personnel Services – Salaries</b>			<b>\$252,635.96</b>	<b>\$252,635.96</b>
--	--	--	---------------------	---------------------

**200 Personnel Services – Employee Benefits**

210 Group Insurance – Contracted Provider			60,211.18	60,211.18
220 Social Security Contributions			19,453.86	19,453.86
230 PSERS Retirement Contributions			47,444.03	47,444.03
260 Workers' Compensation			1,318.74	1,318.74

<b>Total Personnel Services – Employee Benefits</b>			<b>\$128,427.81</b>	<b>\$128,427.81</b>
---	--	--	---------------------	---------------------

**600 Supplies**

640 Books and Periodicals			207.91	207.91
---------------------------	--	--	--------	--------

<b>Total Supplies</b>			<b>\$207.91</b>	<b>\$207.91</b>
-----------------------	--	--	-----------------	-----------------

<b>Total 1190 Federally-Funded Regular Programs</b>			<b>\$381,271.68</b>	<b>\$381,271.68</b>
---	--	--	---------------------	---------------------

**General Fund (10)**

**1200 Special Programs – Elementary / Secondary**

	<u>Elementary</u>	<u>Secondary</u>	<u>Federal</u>	<u>Total</u>
<b>100 Personnel Services – Salaries</b>				
110 Official / Administrative Salaries	56,430.00	46,170.00		102,600.00
120 Professional – Educational	779,728.17	657,447.17	6,974.04	1,444,149.38
150 Office / Clerical	22,170.50	18,139.50		40,310.00
190 Instructional Assistant	6,784.86	55,376.57	307,726.86	369,888.29
<b>Total Personnel Services – Salaries</b>	<b>\$865,113.53</b>	<b>\$777,133.24</b>	<b>\$314,700.90</b>	<b>\$1,956,947.67</b>
<b>200 Personnel Services – Employee Benefits</b>				
210 Group Insurance – Contracted Provider	223,889.47	219,423.31		443,312.78
220 Social Security Contributions	64,846.70	57,905.67	23,517.53	146,269.90
230 PSERS Retirement Contributions	291,506.43	260,128.54	104,672.43	656,307.40
250 Unemployment Compensation		2,828.05		2,828.05
260 Workers’ Compensation	4,519.66	4,034.50	1,612.22	10,166.38
<b>Total Personnel Services – Employee Benefits</b>	<b>\$584,762.26</b>	<b>\$544,320.07</b>	<b>\$129,802.18</b>	<b>\$1,258,884.51</b>
<b>300 Purchased Professional and Technical Services</b>				
322 Professional Educational Services – Ius	1,080,821.62	884,308.61		1,965,130.23
330 Other Professional Services	45,466.12	37,076.83		82,542.95
<b>Total Purchased Professional and Technical Services</b>	<b>\$1,126,287.74</b>	<b>\$921,385.44</b>		<b>\$2,047,673.18</b>
<b>500 Other Purchased Services</b>				
510 Student Transportation Services	17,001.10	1,151.90		18,153.00
530 Communications	1,798.80	1,471.73		3,270.53
561 Tuition To Other School Districts Within the State	37,326.21	26,813.56		64,139.77
562 Tuition To Pennsylvania Charter Schools	635,552.19	519,997.24		1,155,549.43
563 Tuition To Nonpublic Schools	783,363.36	640,933.65		1,424,297.01
564 Tuition To Career and Technology Centers		296,611.00		296,611.00
<b>Total Other Purchased Services</b>	<b>\$1,475,041.66</b>	<b>\$1,486,979.08</b>		<b>\$2,962,020.74</b>
<b>600 Supplies</b>				
610 General Supplies	8,001.76	936.10	151.02	9,088.88
640 Books and Periodicals	6,425.42	12.61		6,438.03
650 Supplies & Fees – Technology Related	37,469.69	22,811.11	338.94	60,619.74
<b>Total Supplies</b>	<b>\$51,896.87</b>	<b>\$23,759.82</b>	<b>\$489.96</b>	<b>\$76,146.65</b>
<b>800 Other Objects</b>				
810 Dues and Fees	543.50	211.50		755.00
890 Miscellaneous Expenditures	1,227.79	386.00		1,613.79
<b>Total Other Objects</b>	<b>\$1,771.29</b>	<b>\$597.50</b>		<b>\$2,368.79</b>
<b>Total 1200 Special Programs – Elementary / Secondary</b>	<b>\$4,104,873.35</b>	<b>\$3,754,175.15</b>	<b>\$444,993.04</b>	<b>\$8,304,041.54</b>

**General Fund (10)**

**1210 Life Skills Support**

	<u>Elementary</u>	<u>Secondary</u>	<u>Federal</u>	<u>Total</u>
<b>100 Personnel Services – Salaries</b>				
120 Professional – Educational	130,287.35	104,561.60		234,848.95
190 Instructional Assistant	6,784.86	55,376.57		62,161.43
<b>Total Personnel Services – Salaries</b>	<b>\$137,072.21</b>	<b>\$159,938.17</b>		<b>\$297,010.38</b>
<b>200 Personnel Services – Employee Benefits</b>				
210 Group Insurance – Contracted Provider	19,414.80	31,684.34		51,099.14
220 Social Security Contributions	10,302.84	12,057.97		22,360.81
230 PSERS Retirement Contributions	46,373.47	53,767.20		100,140.67
250 Unemployment Compensation		2,828.05		2,828.05
260 Workers' Compensation	712.57	834.83		1,547.40
<b>Total Personnel Services – Employee Benefits</b>	<b>\$76,803.68</b>	<b>\$101,172.39</b>		<b>\$177,976.07</b>
<b>300 Purchased Professional and Technical Services</b>				
330 Other Professional Services	150.00			150.00
<b>Total Purchased Professional and Technical Services</b>	<b>\$150.00</b>			<b>\$150.00</b>
<b>500 Other Purchased Services</b>				
510 Student Transportation Services	16,555.32	787.18		17,342.50
<b>Total Other Purchased Services</b>	<b>\$16,555.32</b>	<b>\$787.18</b>		<b>\$17,342.50</b>
<b>600 Supplies</b>				
610 General Supplies	3,561.90	342.48		3,904.38
640 Books and Periodicals	815.57			815.57
650 Supplies & Fees – Technology Related	2,085.97	249.99		2,335.96
<b>Total Supplies</b>	<b>\$6,463.44</b>	<b>\$592.47</b>		<b>\$7,055.91</b>
<b>800 Other Objects</b>				
810 Dues and Fees	285.00			285.00
890 Miscellaneous Expenditures	977.79	260.00		1,237.79
<b>Total Other Objects</b>	<b>\$1,262.79</b>	<b>\$260.00</b>		<b>\$1,522.79</b>
<b>Total 1210 Life Skills Support</b>	<b>\$238,307.44</b>	<b>\$262,750.21</b>		<b>\$501,057.65</b>

General Fund (10)

1220 Sensory Support

100 Personnel Services – Salaries

	<u>Elementary</u>	<u>Secondary</u>	<u>Federal</u>	<u>Total</u>
120 Professional – Educational	201,449.10	22,511.60	3,410.04	227,370.74
<b>Total Personnel Services – Salaries</b>	<b>\$201,449.10</b>	<b>\$22,511.60</b>	<b>\$3,410.04</b>	<b>\$227,370.74</b>

200 Personnel Services – Employee Benefits

210 Group Insurance – Contracted Provider	51,721.16	2,279.76		54,000.92
220 Social Security Contributions	15,292.46	1,702.32		16,994.78
230 PSERS Retirement Contributions	68,701.54	7,134.38		75,835.92
260 Workers' Compensation	1,069.40	117.41		1,186.81
<b>Total Personnel Services – Employee Benefits</b>	<b>\$136,784.56</b>	<b>\$11,233.87</b>		<b>\$148,018.43</b>

600 Supplies

610 General Supplies	766.40		151.02	917.42
<b>Total Supplies</b>	<b>\$766.40</b>		<b>\$151.02</b>	<b>\$917.42</b>

<b>Total 1220 Sensory Support</b>	<b>\$339,000.06</b>	<b>\$33,745.47</b>	<b>\$3,561.06</b>	<b>\$376,306.59</b>
-----------------------------------	---------------------	--------------------	-------------------	---------------------

**General Fund (10)**

**1240 Academic Support**

	<u>Elementary</u>	<u>Secondary</u>	<u>Federal</u>	<u>Total</u>
<b>100 Personnel Services – Salaries</b>				
110 Official / Administrative Salaries	56,430.00	46,170.00		102,600.00
120 Professional – Educational	416,422.28	503,481.41	3,564.00	923,467.69
150 Office / Clerical	22,170.50	18,139.50		40,310.00
190 Instructional Assistant			307,726.86	307,726.86
<b>Total Personnel Services – Salaries</b>	<b>\$495,022.78</b>	<b>\$567,790.91</b>	<b>\$311,290.86</b>	<b>\$1,374,104.55</b>
<b>200 Personnel Services – Employee Benefits</b>				
210 Group Insurance – Contracted Provider	137,603.06	172,639.98		310,243.04
220 Social Security Contributions	36,985.69	42,215.39	23,517.53	102,718.61
230 PSERS Retirement Contributions	165,729.56	190,110.34	104,672.43	460,512.33
260 Workers’ Compensation	2,572.86	2,941.87	1,612.22	7,126.95
<b>Total Personnel Services – Employee Benefits</b>	<b>\$342,891.17</b>	<b>\$407,907.58</b>	<b>\$129,802.18</b>	<b>\$880,600.93</b>
<b>300 Purchased Professional and Technical Services</b>				
330 Other Professional Services	44,796.37	36,651.58		81,447.95
<b>Total Purchased Professional and Technical Services</b>	<b>\$44,796.37</b>	<b>\$36,651.58</b>		<b>\$81,447.95</b>
<b>500 Other Purchased Services</b>				
510 Student Transportation Services	445.78	364.72		810.50
530 Communications	1,798.80	1,471.73		3,270.53
562 Tuition To Pennsylvania Charter Schools	635,552.19	519,997.24		1,155,549.43
564 Tuition To Career and Technology Centers		296,611.00		296,611.00
<b>Total Other Purchased Services</b>	<b>\$637,796.77</b>	<b>\$818,444.69</b>		<b>\$1,456,241.46</b>
<b>600 Supplies</b>				
610 General Supplies	3,673.46	593.62		4,267.08
640 Books and Periodicals	5,594.44			5,594.44
650 Supplies & Fees – Technology Related	35,383.72	22,561.12	338.94	58,283.78
<b>Total Supplies</b>	<b>\$44,651.62</b>	<b>\$23,154.74</b>	<b>\$338.94</b>	<b>\$68,145.30</b>
<b>800 Other Objects</b>				
810 Dues and Fees	258.50	211.50		470.00
890 Miscellaneous Expenditures	250.00	126.00		376.00
<b>Total Other Objects</b>	<b>\$508.50</b>	<b>\$337.50</b>		<b>\$846.00</b>
<b>Total 1240 Academic Support</b>	<b>\$1,565,667.21</b>	<b>\$1,854,287.00</b>	<b>\$441,431.98</b>	<b>\$3,861,386.19</b>

LEA : 121136503 Palmerton Area SD

Printed 3/9/2026 2:28:02 PM

**General Fund (10)**

**1241 Learning Support – Public**

	<u>Elementary</u>	<u>Secondary</u>	<u>Federal</u>	<u>Total</u>
<b>100 Personnel Services – Salaries</b>				
110 Official / Administrative Salaries	56,430.00	46,170.00		102,600.00
120 Professional – Educational	399,443.00	496,634.31	3,564.00	899,641.31
150 Office / Clerical	22,170.50	18,139.50		40,310.00
190 Instructional Assistant			307,726.86	307,726.86
<b>Total Personnel Services – Salaries</b>	<b>\$478,043.50</b>	<b>\$560,943.81</b>	<b>\$311,290.86</b>	<b>\$1,350,278.17</b>
<b>200 Personnel Services – Employee Benefits</b>				
210 Group Insurance – Contracted Provider	134,798.82	169,374.22		304,173.04
220 Social Security Contributions	35,710.58	41,707.45	23,517.53	100,935.56
230 PSERS Retirement Contributions	159,973.67	187,789.07	104,672.43	452,435.17
260 Workers’ Compensation	2,484.20	2,906.25	1,612.22	7,002.67
<b>Total Personnel Services – Employee Benefits</b>	<b>\$332,967.27</b>	<b>\$401,776.99</b>	<b>\$129,802.18</b>	<b>\$864,546.44</b>
<b>300 Purchased Professional and Technical Services</b>				
330 Other Professional Services	44,796.37	36,651.58		81,447.95
<b>Total Purchased Professional and Technical Services</b>	<b>\$44,796.37</b>	<b>\$36,651.58</b>		<b>\$81,447.95</b>
<b>500 Other Purchased Services</b>				
530 Communications	1,798.80	1,471.73		3,270.53
562 Tuition To Pennsylvania Charter Schools	635,552.19	519,997.24		1,155,549.43
564 Tuition To Career and Technology Centers		296,611.00		296,611.00
<b>Total Other Purchased Services</b>	<b>\$637,350.99</b>	<b>\$818,079.97</b>		<b>\$1,455,430.96</b>
<b>600 Supplies</b>				
610 General Supplies	3,645.97	571.12		4,217.09
640 Books and Periodicals	5,594.44			5,594.44
650 Supplies & Fees – Technology Related	35,383.72	22,561.12	338.94	58,283.78
<b>Total Supplies</b>	<b>\$44,624.13</b>	<b>\$23,132.24</b>	<b>\$338.94</b>	<b>\$68,095.31</b>
<b>800 Other Objects</b>				
810 Dues and Fees	258.50	211.50		470.00
<b>Total Other Objects</b>	<b>\$258.50</b>	<b>\$211.50</b>		<b>\$470.00</b>
<b>Total 1241 Learning Support – Public</b>	<b>\$1,538,040.76</b>	<b>\$1,840,796.09</b>	<b>\$441,431.98</b>	<b>\$3,820,268.83</b>

**General Fund (10)**

**1243 Gifted Support**

	<u>Elementary</u>	<u>Secondary</u>	<u>Federal</u>	<u>Total</u>
<b>100 Personnel Services – Salaries</b>				
120 Professional – Educational	16,979.28	6,847.10		23,826.38
<b>Total Personnel Services – Salaries</b>	<b>\$16,979.28</b>	<b>\$6,847.10</b>		<b>\$23,826.38</b>
<b>200 Personnel Services – Employee Benefits</b>				
210 Group Insurance – Contracted Provider	2,804.24	3,265.76		6,070.00
220 Social Security Contributions	1,275.11	507.94		1,783.05
230 PSERS Retirement Contributions	5,755.89	2,321.27		8,077.16
260 Workers' Compensation	88.66	35.62		124.28
<b>Total Personnel Services – Employee Benefits</b>	<b>\$9,923.90</b>	<b>\$6,130.59</b>		<b>\$16,054.49</b>
<b>500 Other Purchased Services</b>				
510 Student Transportation Services	445.78	364.72		810.50
<b>Total Other Purchased Services</b>	<b>\$445.78</b>	<b>\$364.72</b>		<b>\$810.50</b>
<b>600 Supplies</b>				
610 General Supplies	27.49	22.50		49.99
<b>Total Supplies</b>	<b>\$27.49</b>	<b>\$22.50</b>		<b>\$49.99</b>
<b>800 Other Objects</b>				
890 Miscellaneous Expenditures	250.00	126.00		376.00
<b>Total Other Objects</b>	<b>\$250.00</b>	<b>\$126.00</b>		<b>\$376.00</b>
<b>Total 1243 Gifted Support</b>	<b>\$27,626.45</b>	<b>\$13,490.91</b>		<b>\$41,117.36</b>

**General Fund (10)**

	<u>Elementary</u>	<u>Secondary</u>	<u>Federal</u>	<u>Total</u>
<b>1290 Special Programs - Other Support</b>				
<b>100 Personnel Services – Salaries</b>				
120 Professional – Educational	31,569.44	26,892.56		58,462.00
<b>Total Personnel Services – Salaries</b>	<b>\$31,569.44</b>	<b>\$26,892.56</b>		<b>\$58,462.00</b>
<b>200 Personnel Services – Employee Benefits</b>				
210 Group Insurance – Contracted Provider	15,150.45	12,819.23		27,969.68
220 Social Security Contributions	2,265.71	1,929.99		4,195.70
230 PSERS Retirement Contributions	10,701.86	9,116.62		19,818.48
260 Workers' Compensation	164.83	140.39		305.22
<b>Total Personnel Services – Employee Benefits</b>	<b>\$28,282.85</b>	<b>\$24,006.23</b>		<b>\$52,289.08</b>
<b>300 Purchased Professional and Technical Services</b>				
322 Professional Educational Services – Ius	1,080,821.62	884,308.61		1,965,130.23
330 Other Professional Services	519.75	425.25		945.00
<b>Total Purchased Professional and Technical Services</b>	<b>\$1,081,341.37</b>	<b>\$884,733.86</b>		<b>\$1,966,075.23</b>
<b>500 Other Purchased Services</b>				
561 Tuition To Other School Districts Within the State	37,326.21	26,813.56		64,139.77
563 Tuition To Nonpublic Schools	783,363.36	640,933.65		1,424,297.01
<b>Total Other Purchased Services</b>	<b>\$820,689.57</b>	<b>\$667,747.21</b>		<b>\$1,488,436.78</b>
<b>600 Supplies</b>				
640 Books and Periodicals	15.41	12.61		28.02
<b>Total Supplies</b>	<b>\$15.41</b>	<b>\$12.61</b>		<b>\$28.02</b>
<b>Total 1290 Special Programs - Other Support</b>	<b>\$1,961,898.64</b>	<b>\$1,603,392.47</b>		<b>\$3,565,291.11</b>

**General Fund (10)**

**1300 Vocational Education**

	<u>Elementary</u>	<u>Secondary</u>	<u>Federal</u>	<u>Total</u>
<b>100 Personnel Services – Salaries</b>				
120 Professional – Educational		233,843.00		233,843.00
<b>Total Personnel Services – Salaries</b>		<b>\$233,843.00</b>		<b>\$233,843.00</b>
<b>200 Personnel Services – Employee Benefits</b>				
210 Group Insurance – Contracted Provider		65,646.76		65,646.76
220 Social Security Contributions		17,669.19		17,669.19
230 PSERS Retirement Contributions		79,272.80		79,272.80
260 Workers' Compensation		1,220.68		1,220.68
<b>Total Personnel Services – Employee Benefits</b>		<b>\$163,809.43</b>		<b>\$163,809.43</b>
<b>400 Purchased Property Services</b>				
430 Repairs and Maintenance Services		2,141.20		2,141.20
<b>Total Purchased Property Services</b>		<b>\$2,141.20</b>		<b>\$2,141.20</b>
<b>500 Other Purchased Services</b>				
564 Tuition To Career and Technology Centers		1,686,246.50		1,686,246.50
580 Travel		334.57		334.57
<b>Total Other Purchased Services</b>		<b>\$1,686,581.07</b>		<b>\$1,686,581.07</b>
<b>600 Supplies</b>				
610 General Supplies		5,204.85		5,204.85
<b>Total Supplies</b>		<b>\$5,204.85</b>		<b>\$5,204.85</b>
<b>Total 1300 Vocational Education</b>		<b>\$2,091,579.55</b>		<b>\$2,091,579.55</b>

**General Fund (10)**

	<u>Elementary</u>	<u>Secondary</u>	<u>Federal</u>	<u>Total</u>
<b>1400 Other Instructional Programs – Elementary / Secondary</b>				
<b>100 Personnel Services – Salaries</b>				
120 Professional – Educational		2,916.00		2,916.00
190 Instructional Assistant		25,263.49		25,263.49
<b>Total Personnel Services – Salaries</b>		<b>\$28,179.49</b>		<b>\$28,179.49</b>
<b>200 Personnel Services – Employee Benefits</b>				
220 Social Security Contributions		2,075.65		2,075.65
230 PSERS Retirement Contributions		9,405.21		9,405.21
260 Workers' Compensation		141.32		141.32
<b>Total Personnel Services – Employee Benefits</b>		<b>\$11,622.18</b>		<b>\$11,622.18</b>
<b>500 Other Purchased Services</b>				
561 Tuition To Other School Districts Within the State			2,263.18	2,263.18
563 Tuition To Nonpublic Schools			187,027.64	187,027.64
<b>Total Other Purchased Services</b>			<b>\$189,290.82</b>	<b>\$189,290.82</b>
<b>800 Other Objects</b>				
810 Dues and Fees		32.00		32.00
<b>Total Other Objects</b>		<b>\$32.00</b>		<b>\$32.00</b>
<b>Total 1400 Other Instructional Programs – Elementary / Secondary</b>		<b>\$39,833.67</b>	<b>\$189,290.82</b>	<b>\$229,124.49</b>

**General Fund (10)**

**1420 Summer School**

**100 Personnel Services – Salaries**

120 Professional – Educational

**Total Personnel Services – Salaries**

**200 Personnel Services – Employee Benefits**

220 Social Security Contributions

230 PSERS Retirement Contributions

260 Workers' Compensation

**Total Personnel Services – Employee Benefits**

**Total 1420 Summer School**

	<u>Elementary</u>	<u>Secondary</u>	<u>Federal</u>	<u>Total</u>
		1,575.00		1,575.00
		<b>\$1,575.00</b>		<b>\$1,575.00</b>
		119.55		119.55
		533.93		533.93
		8.22		8.22
		<b>\$661.70</b>		<b>\$661.70</b>
		<b>\$2,236.70</b>		<b>\$2,236.70</b>

**General Fund (10)**

	<u>Elementary</u>	<u>Secondary</u>	<u>Federal</u>	<u>Total</u>
<b>1430 Homebound Instruction</b>				
<b>100 Personnel Services – Salaries</b>				
120 Professional – Educational		1,341.00		1,341.00
<b>Total Personnel Services – Salaries</b>		<b>\$1,341.00</b>		<b>\$1,341.00</b>
<b>200 Personnel Services – Employee Benefits</b>				
220 Social Security Contributions		106.72		106.72
230 PSERS Retirement Contributions		616.94		616.94
260 Workers’ Compensation		7.00		7.00
<b>Total Personnel Services – Employee Benefits</b>		<b>\$730.66</b>		<b>\$730.66</b>
<b>800 Other Objects</b>				
810 Dues and Fees		32.00		32.00
<b>Total Other Objects</b>		<b>\$32.00</b>		<b>\$32.00</b>
<b>Total 1430 Homebound Instruction</b>		<b>\$2,103.66</b>		<b>\$2,103.66</b>

LEA : 121136503 Palmerton Area SD

Printed 3/9/2026 2:28:02 PM

General Fund (10)

1440 Alternative Regular Education Programs

Elementary

Secondary

Federal

Total

500 Other Purchased Services

561 Tuition To Other School Districts Within the State

2,263.18

2,263.18

563 Tuition To Nonpublic Schools

187,027.64

187,027.64

**Total Other Purchased Services**

**\$189,290.82**

**\$189,290.82**

**Total 1440 Alternative Regular Education Programs**

**\$189,290.82**

**\$189,290.82**

LEA : 121136503 Palmerton Area SD

Printed 3/9/2026 2:28:02 PM

General Fund (10)

1442 Alternative Education Programs

Elementary

Secondary

Federal

Total

500 Other Purchased Services

561 Tuition To Other School Districts Within the State

2,263.18

2,263.18

563 Tuition To Nonpublic Schools

187,027.64

187,027.64

**Total Other Purchased Services**

**\$189,290.82**

**\$189,290.82**

**Total 1442 Alternative Education Programs**

**\$189,290.82**

**\$189,290.82**

General Fund (10)

1490 Additional Other Instructional Programs

Elementary

Secondary

Federal

Total

100 Personnel Services – Salaries

190 Instructional Assistant

25,263.49

25,263.49

**Total Personnel Services – Salaries**

**\$25,263.49**

**\$25,263.49**

200 Personnel Services – Employee Benefits

220 Social Security Contributions

1,849.38

1,849.38

230 PSERS Retirement Contributions

8,254.34

8,254.34

260 Workers' Compensation

126.10

126.10

**Total Personnel Services – Employee Benefits**

**\$10,229.82**

**\$10,229.82**

**Total 1490 Additional Other Instructional Programs**

**\$35,493.31**

**\$35,493.31**

LEA : 121136503 Palmerton Area SD

Printed 3/9/2026 2:28:02 PM

General Fund (10)

1500 Nonpublic School Programs

Elementary

Secondary

Federal

Total

300 Purchased Professional and Technical Services

329 Professional Educational Services – Other

2,478.00

2,478.00

**Total Purchased Professional and Technical Services**

**\$2,478.00**

**\$2,478.00**

**Total 1500 Nonpublic School Programs**

**\$2,478.00**

**\$2,478.00**

General Fund (10)

1600 Adult Education Programs

Elementary

Secondary

Federal

Total

500 Other Purchased Services

566 Tuition To Institutions of Higher Education and Technical Institutes

185,431.04

**Total Other Purchased Services**

**\$185,431.04**

**Total 1600 Adult Education Programs**

**\$185,431.04**

**General Fund (10)**

**1800 Pre-Kindergarten**

Elementary                      Secondary                      Federal                      Total

<b>100</b>	<b><u>Personnel Services – Salaries</u></b>				
	110 Official / Administrative Salaries				23,770.25
	140 Technical				410.00
	160 Crafts and Trades				388.00
<b>Total Personnel Services – Salaries</b>					<b>\$24,568.25</b>
<b>200</b>	<b><u>Personnel Services – Employee Benefits</u></b>				
	210 Group Insurance – Contracted Provider				6,044.00
<b>Total Personnel Services – Employee Benefits</b>					<b>\$6,044.00</b>
<b>400</b>	<b><u>Purchased Property Services</u></b>				
	420 Utility Services				918.51
	430 Repairs and Maintenance Services				5,062.00
<b>Total Purchased Property Services</b>					<b>\$5,980.51</b>
<b>500</b>	<b><u>Other Purchased Services</u></b>				
	520 Insurance – General				3,305.00
	530 Communications				1,837.02
<b>Total Other Purchased Services</b>					<b>\$5,142.02</b>
<b>600</b>	<b><u>Supplies</u></b>				
	620 Energy				2,755.47
	630 Food				11,800.75
<b>Total Supplies</b>					<b>\$14,556.22</b>
<b>800</b>	<b><u>Other Objects</u></b>				
	890 Miscellaneous Expenditures				257,709.00
<b>Total Other Objects</b>					<b>\$257,709.00</b>
<b>Total 1800 Pre-Kindergarten</b>					<b>\$314,000.00</b>

LEA : 121136503 Palmerton Area SD

Printed 3/9/2026 2:28:02 PM

General Fund (10)

1802 Pre-K Administrative Support

Elementary

Secondary

Federal

Total

100 Personnel Services – Salaries

110 Official / Administrative Salaries

23,770.25

**Total Personnel Services – Salaries**

**\$23,770.25**

200 Personnel Services – Employee Benefits

210 Group Insurance – Contracted Provider

6,044.00

**Total Personnel Services – Employee Benefits**

**\$6,044.00**

**Total 1802 Pre-K Administrative Support**

**\$29,814.25**

LEA : 121136503 Palmerton Area SD

Printed 3/9/2026 2:28:02 PM

**General Fund (10)**

**1803 Pre-K Operations and Maintenance**

Elementary

Secondary

Federal

Total

**100 Personnel Services – Salaries**

140 Technical

410.00

160 Crafts and Trades

388.00

**Total Personnel Services – Salaries**

**\$798.00**

**400 Purchased Property Services**

420 Utility Services

918.51

430 Repairs and Maintenance Services

5,062.00

**Total Purchased Property Services**

**\$5,980.51**

**500 Other Purchased Services**

520 Insurance – General

3,305.00

530 Communications

1,837.02

**Total Other Purchased Services**

**\$5,142.02**

**600 Supplies**

620 Energy

2,755.47

**Total Supplies**

**\$2,755.47**

**Total 1803 Pre-K Operations and Maintenance**

**\$14,676.00**

LEA : 121136503 Palmerton Area SD

Printed 3/9/2026 2:28:02 PM

General Fund (10)

1805 Pre-K Food Services

Elementary

Secondary

Federal

Total

600 Supplies

630 Food

11,800.75

**Total Supplies**

**\$11,800.75**

**Total 1805 Pre-K Food Services**

**\$11,800.75**

LEA : 121136503 Palmerton Area SD

Printed 3/9/2026 2:28:02 PM

General Fund (10)

1807 Pre-K Pass-Through Funds (Partners)

Elementary

Secondary

Federal

Total

800 Other Objects

890 Miscellaneous Expenditures

257,709.00

**Total Other Objects**

**\$257,709.00**

**Total 1807 Pre-K Pass-Through Funds (Partners)**

**\$257,709.00**

**General Fund (10)**

**2000 Support Services**

**Total**

**100 Personnel Services – Salaries**

100 Personnel Services – Salaries 3,824,722.65

**Total Personnel Services – Salaries \$3,824,722.65**

**200 Personnel Services – Employee Benefits**

210 Group Insurance – Contracted Provider 959,022.12

220 Social Security Contributions 285,988.56

230 PSERS Retirement Contributions 1,264,539.71

240 Tuition Reimbursement 51,200.63

260 Workers' Compensation 19,367.96

280 Other Post-Employment Benefits (OPEB) 24,783.38

**Total Personnel Services – Employee Benefits \$2,604,902.36**

**300 Purchased Professional and Technical Services**

310 Official / Administrative Services 92,073.81

329 Professional Educational Services – Other 25,886.73

330 Other Professional Services 334,204.59

340 Technical Services 47,990.31

350 Security / Safety Services 6,652.99

360 Employee Training and Development Services 17,380.24

390 Other Purchased Professional and Technical Services 48,541.93

**Total Purchased Professional and Technical Services \$572,730.60**

**400 Purchased Property Services**

410 Cleaning Services 37,353.81

420 Utility Services 17,105.75

430 Repairs and Maintenance Services 185,974.27

440 Rentals 29,425.63

460 Extermination Services 2,990.00

**Total Purchased Property Services \$272,849.46**

**500 Other Purchased Services**

513 Contracted Carriers 1,049,107.89

516 Student Transportation Services From the IU 371,589.63

520 Insurance – General 2,687.00

522 Automotive Liability Insurance 7,135.00

523 General Property and Liability Insurance 172,747.00

530 Communications 68,652.81

549 Other Advertising/Public Relations 3,936.45

550 Printing and Binding 18,288.60

580 Travel 6,876.02

595 IU Payments By Withholding 19,635.94

**Total Other Purchased Services \$1,720,656.34**

**600 Supplies**

610 General Supplies 174,784.25

620 Energy 486,207.55

630 Food 4,903.66

640 Books and Periodicals 14,146.65

LEA : 121136503 Palmerton Area SD

Printed 3/9/2026 2:28:11 PM

**General Fund (10)**

**2000 Support Services**

**Total**

**600 Supplies**

650 Supplies & Fees – Technology Related

52,464.67

**Total Supplies**

**\$732,506.78**

**700 Property**

752 Capital Equipment – Original and Additional

3,224.82

762 Capitalized Equipment - Replacement

180,957.48

**Total Property**

**\$184,182.30**

**800 Other Objects**

810 Dues and Fees

32,572.93

890 Miscellaneous Expenditures

1,867.42

**Total Other Objects**

**\$34,440.35**

**Total 2000 Support Services**

**\$9,946,990.84**

**General Fund (10)**

	<u>Elementary</u>	<u>Secondary</u>	<u>Federal</u>	<u>Total</u>
<b>2100 Support Services – Students</b>				
<b>100 Personnel Services – Salaries</b>				
100 Personnel Services – Salaries	215,144.90	300,538.54	62,398.00	578,083.44
<b>Total Personnel Services – Salaries</b>	<b>\$215,144.90</b>	<b>\$300,538.54</b>	<b>\$62,398.00</b>	<b>\$578,083.44</b>
<b>200 Personnel Services – Employee Benefits</b>				
210 Group Insurance – Contracted Provider	79,278.91	69,738.34	26,124.00	178,180.65
220 Social Security Contributions	15,920.07	22,519.84	4,593.22	43,033.13
230 PSERS Retirement Contributions	72,933.96	100,858.08	10,577.00	194,945.64
260 Workers' Compensation	1,123.08	1,558.24	313.00	3,007.10
<b>Total Personnel Services – Employee Benefits</b>	<b>\$169,256.02</b>	<b>\$194,674.50</b>	<b>\$41,607.22</b>	<b>\$419,166.52</b>
<b>300 Purchased Professional and Technical Services</b>				
329 Professional Educational Services – Other		22,200.00		22,200.00
330 Other Professional Services	69,341.28	56,733.78		126,075.06
<b>Total Purchased Professional and Technical Services</b>	<b>\$69,341.28</b>	<b>\$78,933.78</b>		<b>\$148,275.06</b>
<b>400 Purchased Property Services</b>				
440 Rentals		1,161.96		1,161.96
<b>Total Purchased Property Services</b>		<b>\$1,161.96</b>		<b>\$1,161.96</b>
<b>500 Other Purchased Services</b>				
530 Communications				1,012.47
550 Printing and Binding		4,407.50		4,407.50
580 Travel	462.71	79.80		542.51
<b>Total Other Purchased Services</b>	<b>\$462.71</b>	<b>\$4,487.30</b>		<b>\$5,962.48</b>
<b>600 Supplies</b>				
610 General Supplies	4,325.89	2,948.94		7,274.83
630 Food		108.90		108.90
650 Supplies & Fees – Technology Related	3,301.73	2,796.86		6,098.59
<b>Total Supplies</b>	<b>\$7,627.62</b>	<b>\$5,854.70</b>		<b>\$13,482.32</b>
<b>700 Property</b>				
752 Capital Equipment – Original and Additional	361.90	296.10		658.00
<b>Total Property</b>	<b>\$361.90</b>	<b>\$296.10</b>		<b>\$658.00</b>
<b>800 Other Objects</b>				
810 Dues and Fees	180.00	105.00		285.00
<b>Total Other Objects</b>	<b>\$180.00</b>	<b>\$105.00</b>		<b>\$285.00</b>
<b>Total 2100 Support Services – Students</b>	<b>\$462,374.43</b>	<b>\$586,051.88</b>	<b>\$104,005.22</b>	<b>\$1,167,074.78</b>

**General Fund (10)**

	<u>Elementary</u>	<u>Secondary</u>	<u>Federal</u>	<u>Total</u>
<b>2120 Guidance Services</b>				
<b>100 Personnel Services – Salaries</b>				
100 Personnel Services – Salaries	194,166.00	294,277.09		488,443.09
<b>Total Personnel Services – Salaries</b>	<b>\$194,166.00</b>	<b>\$294,277.09</b>		<b>\$488,443.09</b>
<b>200 Personnel Services – Employee Benefits</b>				
210 Group Insurance – Contracted Provider	69,112.88	65,513.56		134,626.44
220 Social Security Contributions	14,344.94	22,050.78		36,395.72
230 PSERS Retirement Contributions	65,822.11	98,735.42		164,557.53
260 Workers' Compensation	1,013.59	1,525.54		2,539.13
<b>Total Personnel Services – Employee Benefits</b>	<b>\$150,293.52</b>	<b>\$187,825.30</b>		<b>\$338,118.82</b>
<b>300 Purchased Professional and Technical Services</b>				
329 Professional Educational Services – Other		22,200.00		22,200.00
<b>Total Purchased Professional and Technical Services</b>		<b>\$22,200.00</b>		<b>\$22,200.00</b>
<b>400 Purchased Property Services</b>				
440 Rentals		1,161.96		1,161.96
<b>Total Purchased Property Services</b>		<b>\$1,161.96</b>		<b>\$1,161.96</b>
<b>500 Other Purchased Services</b>				
550 Printing and Binding		4,407.50		4,407.50
580 Travel	462.71	79.80		542.51
<b>Total Other Purchased Services</b>	<b>\$462.71</b>	<b>\$4,487.30</b>		<b>\$4,950.01</b>
<b>600 Supplies</b>				
610 General Supplies	1,300.94	473.98		1,774.92
630 Food		108.90		108.90
650 Supplies & Fees – Technology Related	2,835.00	2,415.00		5,250.00
<b>Total Supplies</b>	<b>\$4,135.94</b>	<b>\$2,997.88</b>		<b>\$7,133.82</b>
<b>800 Other Objects</b>				
810 Dues and Fees	180.00	105.00		285.00
<b>Total Other Objects</b>	<b>\$180.00</b>	<b>\$105.00</b>		<b>\$285.00</b>
<b>Total 2120 Guidance Services</b>	<b>\$349,238.17</b>	<b>\$513,054.53</b>		<b>\$862,292.70</b>

**General Fund (10)**

	<u>Elementary</u>	<u>Secondary</u>	<u>Federal</u>	<u>Total</u>
<b>2140 Psychological Services</b>				
<b>100 Personnel Services – Salaries</b>				
100 Personnel Services – Salaries	20,978.90	6,261.45		27,240.35
<b>Total Personnel Services – Salaries</b>	<b>\$20,978.90</b>	<b>\$6,261.45</b>		<b>\$27,240.35</b>
<b>200 Personnel Services – Employee Benefits</b>				
210 Group Insurance – Contracted Provider	10,166.03	4,224.78		14,390.81
220 Social Security Contributions	1,575.13	469.06		2,044.19
230 PSERS Retirement Contributions	7,111.85	2,122.66		9,234.51
260 Workers' Compensation	109.49	32.70		142.19
<b>Total Personnel Services – Employee Benefits</b>	<b>\$18,962.50</b>	<b>\$6,849.20</b>		<b>\$25,811.70</b>
<b>300 Purchased Professional and Technical Services</b>				
330 Other Professional Services	69,341.28	56,733.78		126,075.06
<b>Total Purchased Professional and Technical Services</b>	<b>\$69,341.28</b>	<b>\$56,733.78</b>		<b>\$126,075.06</b>
<b>600 Supplies</b>				
610 General Supplies	3,024.95	2,474.96		5,499.91
650 Supplies & Fees – Technology Related	466.73	381.86		848.59
<b>Total Supplies</b>	<b>\$3,491.68</b>	<b>\$2,856.82</b>		<b>\$6,348.50</b>
<b>700 Property</b>				
752 Capital Equipment – Original and Additional	361.90	296.10		658.00
<b>Total Property</b>	<b>\$361.90</b>	<b>\$296.10</b>		<b>\$658.00</b>
<b>Total 2140 Psychological Services</b>	<b>\$113,136.26</b>	<b>\$72,997.35</b>		<b>\$186,133.61</b>

**General Fund (10)**

**2160 Social Work Services**

**100 Personnel Services – Salaries**

	<u>Elementary</u>	<u>Secondary</u>	<u>Federal</u>	<u>Total</u>
100 Personnel Services – Salaries			62,398.00	62,400.00

<b>Total Personnel Services – Salaries</b>			<b>\$62,398.00</b>	<b>\$62,400.00</b>
--	--	--	--------------------	--------------------

**200 Personnel Services – Employee Benefits**

210 Group Insurance – Contracted Provider			26,124.00	29,163.40
---	--	--	-----------	-----------

220 Social Security Contributions			4,593.22	4,593.22
-----------------------------------	--	--	----------	----------

230 PSERS Retirement Contributions			10,577.00	21,153.60
------------------------------------	--	--	-----------	-----------

260 Workers' Compensation			313.00	325.78
---------------------------	--	--	--------	--------

<b>Total Personnel Services – Employee Benefits</b>			<b>\$41,607.22</b>	<b>\$55,236.00</b>
---	--	--	--------------------	--------------------

**500 Other Purchased Services**

530 Communications				1,012.47
--------------------	--	--	--	----------

<b>Total Other Purchased Services</b>				<b>\$1,012.47</b>
---------------------------------------	--	--	--	-------------------

<b>Total 2160 Social Work Services</b>			<b>\$104,005.22</b>	<b>\$118,648.47</b>
--	--	--	---------------------	---------------------

**General Fund (10)**

	<u>Elementary</u>	<u>Secondary</u>	<u>Federal</u>	<u>Total</u>
<b>2200 Support Services – Instructional Staff</b>				
<b>100 Personnel Services – Salaries</b>				
100 Personnel Services – Salaries	268,769.16	154,731.10		423,500.26
<b>Total Personnel Services – Salaries</b>	<b>\$268,769.16</b>	<b>\$154,731.10</b>		<b>\$423,500.26</b>
<b>200 Personnel Services – Employee Benefits</b>				
210 Group Insurance – Contracted Provider	38,109.93	35,234.51		73,344.44
220 Social Security Contributions	19,919.52	11,350.31		31,269.83
230 PSERS Retirement Contributions	89,878.93	51,444.39		141,323.32
240 Tuition Reimbursement	23,099.13	16,121.50		39,220.63
260 Workers' Compensation	1,354.01	767.56		2,121.57
<b>Total Personnel Services – Employee Benefits</b>	<b>\$172,361.52</b>	<b>\$114,918.27</b>		<b>\$287,279.79</b>
<b>300 Purchased Professional and Technical Services</b>				
329 Professional Educational Services – Other	383.75	313.98		697.73
360 Employee Training and Development Services	4,898.00	3,345.65	608.04	8,851.69
<b>Total Purchased Professional and Technical Services</b>	<b>\$5,281.75</b>	<b>\$3,659.63</b>	<b>\$608.04</b>	<b>\$9,549.42</b>
<b>400 Purchased Property Services</b>				
440 Rentals	639.08	522.88		1,161.96
<b>Total Purchased Property Services</b>	<b>\$639.08</b>	<b>\$522.88</b>		<b>\$1,161.96</b>
<b>500 Other Purchased Services</b>				
530 Communications	1,063.03	869.74		1,932.77
550 Printing and Binding	38.50	31.50		70.00
580 Travel	1,121.69	917.75		2,039.44
<b>Total Other Purchased Services</b>	<b>\$2,223.22</b>	<b>\$1,818.99</b>		<b>\$4,042.21</b>
<b>600 Supplies</b>				
610 General Supplies	4,518.66	2,057.42		6,576.08
630 Food	576.68	471.82		1,048.50
640 Books and Periodicals	10,233.90	2,342.47	1,363.00	13,939.37
650 Supplies & Fees – Technology Related	6,404.37	13,326.00		19,730.37
<b>Total Supplies</b>	<b>\$21,733.61</b>	<b>\$18,197.71</b>	<b>\$1,363.00</b>	<b>\$41,294.32</b>
<b>800 Other Objects</b>				
810 Dues and Fees	860.98	1,088.65		1,949.63
<b>Total Other Objects</b>	<b>\$860.98</b>	<b>\$1,088.65</b>		<b>\$1,949.63</b>
<b>Total 2200 Support Services – Instructional Staff</b>	<b>\$471,869.32</b>	<b>\$294,937.23</b>	<b>\$1,971.04</b>	<b>\$768,777.59</b>

LEA : 121136503 Palmerton Area SD

Printed 3/9/2026 2:28:11 PM

General Fund (10)

2220 Technology Support Services

600 Supplies

610 General Supplies

**Total Supplies**

**Total 2220 Technology Support Services**

Elementary

Secondary

Federal

Total

3,782.30

1,945.25

5,727.55

**\$3,782.30**

**\$1,945.25**

**\$5,727.55**

**\$3,782.30**

**\$1,945.25**

**\$5,727.55**

**General Fund (10)**

**2250 School Library Services**

	<u>Elementary</u>	<u>Secondary</u>	<u>Federal</u>	<u>Total</u>
<b>100 Personnel Services – Salaries</b>				
100 Personnel Services – Salaries	152,812.72	61,624.90		214,437.62
<b>Total Personnel Services – Salaries</b>	<b>\$152,812.72</b>	<b>\$61,624.90</b>		<b>\$214,437.62</b>
<b>200 Personnel Services – Employee Benefits</b>				
210 Group Insurance – Contracted Provider	25,239.24	24,703.92		49,943.16
220 Social Security Contributions	11,474.64	4,572.57		16,047.21
230 PSERS Retirement Contributions	51,803.39	20,890.74		72,694.13
260 Workers' Compensation	797.67	321.61		1,119.28
<b>Total Personnel Services – Employee Benefits</b>	<b>\$89,314.94</b>	<b>\$50,488.84</b>		<b>\$139,803.78</b>
<b>600 Supplies</b>				
610 General Supplies	599.25			599.25
640 Books and Periodicals	5,997.21	2,089.22		8,086.43
650 Supplies & Fees – Technology Related	2,709.66	10,303.06		13,012.72
<b>Total Supplies</b>	<b>\$9,306.12</b>	<b>\$12,392.28</b>		<b>\$21,698.40</b>
<b>800 Other Objects</b>				
810 Dues and Fees	60.00	433.30		493.30
<b>Total Other Objects</b>	<b>\$60.00</b>	<b>\$433.30</b>		<b>\$493.30</b>
<b>Total 2250 School Library Services</b>	<b>\$251,493.78</b>	<b>\$124,939.32</b>		<b>\$376,433.10</b>

**General Fund (10)**

	<u>Elementary</u>	<u>Secondary</u>	<u>Federal</u>	<u>Total</u>
<b>2260 Instruction and Curriculum Development Services</b>				
<b>100 Personnel Services – Salaries</b>				
100 Personnel Services – Salaries	115,956.44	93,106.20		209,062.64
<b>Total Personnel Services – Salaries</b>	<b>\$115,956.44</b>	<b>\$93,106.20</b>		<b>\$209,062.64</b>
<b>200 Personnel Services – Employee Benefits</b>				
210 Group Insurance – Contracted Provider	12,870.69	10,530.59		23,401.28
220 Social Security Contributions	8,444.88	6,777.74		15,222.62
230 PSERS Retirement Contributions	38,075.54	30,553.65		68,629.19
260 Workers' Compensation	556.34	445.95		1,002.29
<b>Total Personnel Services – Employee Benefits</b>	<b>\$59,947.45</b>	<b>\$48,307.93</b>		<b>\$108,255.38</b>
<b>300 Purchased Professional and Technical Services</b>				
329 Professional Educational Services – Other	383.75	313.98		697.73
<b>Total Purchased Professional and Technical Services</b>	<b>\$383.75</b>	<b>\$313.98</b>		<b>\$697.73</b>
<b>400 Purchased Property Services</b>				
440 Rentals	639.08	522.88		1,161.96
<b>Total Purchased Property Services</b>	<b>\$639.08</b>	<b>\$522.88</b>		<b>\$1,161.96</b>
<b>500 Other Purchased Services</b>				
530 Communications	1,063.03	869.74		1,932.77
550 Printing and Binding	38.50	31.50		70.00
580 Travel	840.02	687.29		1,527.31
<b>Total Other Purchased Services</b>	<b>\$1,941.55</b>	<b>\$1,588.53</b>		<b>\$3,530.08</b>
<b>600 Supplies</b>				
610 General Supplies	137.11	112.17		249.28
630 Food	275.00	225.00		500.00
640 Books and Periodicals	4,236.69	253.25		4,489.94
650 Supplies & Fees – Technology Related	42.16	34.49		76.65
<b>Total Supplies</b>	<b>\$4,690.96</b>	<b>\$624.91</b>		<b>\$5,315.87</b>
<b>800 Other Objects</b>				
810 Dues and Fees	800.98	655.35		1,456.33
<b>Total Other Objects</b>	<b>\$800.98</b>	<b>\$655.35</b>		<b>\$1,456.33</b>
<b>Total 2260 Instruction and Curriculum Development Services</b>	<b>\$184,360.21</b>	<b>\$145,119.78</b>		<b>\$329,479.99</b>

**General Fund (10)**

	<u>Elementary</u>	<u>Secondary</u>	<u>Federal</u>	<u>Total</u>
<b>2270 Instructional Staff Professional Development Services</b>				
<b>200 Personnel Services – Employee Benefits</b>				
240 Tuition Reimbursement	23,099.13	16,121.50		39,220.63
<b>Total Personnel Services – Employee Benefits</b>	<b>\$23,099.13</b>	<b>\$16,121.50</b>		<b>\$39,220.63</b>
<b>300 Purchased Professional and Technical Services</b>				
360 Employee Training and Development Services	4,898.00	3,345.65	608.04	8,851.69
<b>Total Purchased Professional and Technical Services</b>	<b>\$4,898.00</b>	<b>\$3,345.65</b>	<b>\$608.04</b>	<b>\$8,851.69</b>
<b>500 Other Purchased Services</b>				
580 Travel	281.67	230.46		512.13
<b>Total Other Purchased Services</b>	<b>\$281.67</b>	<b>\$230.46</b>		<b>\$512.13</b>
<b>600 Supplies</b>				
630 Food	301.68	246.82		548.50
640 Books and Periodicals			1,363.00	1,363.00
650 Supplies & Fees – Technology Related	3,652.55	2,988.45		6,641.00
<b>Total Supplies</b>	<b>\$3,954.23</b>	<b>\$3,235.27</b>	<b>\$1,363.00</b>	<b>\$8,552.50</b>
<b>Total 2270 Instructional Staff Professional Development Services</b>	<b>\$32,233.03</b>	<b>\$22,932.88</b>	<b>\$1,971.04</b>	<b>\$57,136.95</b>

**General Fund (10)**

	<u>Elementary</u>	<u>Secondary</u>	<u>Federal</u>	<u>Total</u>
<b>2300 Support Services – Administration</b>				
<b>100 Personnel Services – Salaries</b>				
100 Personnel Services – Salaries	326,190.68	410,492.55		950,198.79
<b>Total Personnel Services – Salaries</b>	<b>\$326,190.68</b>	<b>\$410,492.55</b>		<b>\$950,198.79</b>
<b>200 Personnel Services – Employee Benefits</b>				
210 Group Insurance – Contracted Provider	86,768.56	116,438.66		229,549.78
220 Social Security Contributions	25,383.40	30,929.10		72,487.54
230 PSERS Retirement Contributions	110,937.31	138,767.95		301,499.73
260 Workers' Compensation	1,598.31	2,207.17		4,656.34
280 Other Post-Employment Benefits (OPEB)	11,159.14	13,624.24		24,783.38
<b>Total Personnel Services – Employee Benefits</b>	<b>\$235,846.72</b>	<b>\$301,967.12</b>		<b>\$632,976.77</b>
<b>300 Purchased Professional and Technical Services</b>				
310 Official / Administrative Services				90,995.01
329 Professional Educational Services – Other				2,989.00
330 Other Professional Services				120,710.80
350 Security / Safety Services				1,093.56
<b>Total Purchased Professional and Technical Services</b>				<b>\$215,788.37</b>
<b>400 Purchased Property Services</b>				
430 Repairs and Maintenance Services		25.00		25.00
440 Rentals	6,481.25	3,965.40		11,608.61
<b>Total Purchased Property Services</b>	<b>\$6,481.25</b>	<b>\$3,990.40</b>		<b>\$11,633.61</b>
<b>500 Other Purchased Services</b>				
520 Insurance – General				2,687.00
530 Communications	20,954.30	19,513.55		50,539.76
549 Other Advertising/Public Relations				3,936.45
550 Printing and Binding	4,438.56	2,521.90		11,299.33
580 Travel	44.22	82.52		1,686.20
<b>Total Other Purchased Services</b>	<b>\$25,437.08</b>	<b>\$22,117.97</b>		<b>\$70,148.74</b>
<b>600 Supplies</b>				
610 General Supplies	7,286.96	6,635.25		19,813.13
630 Food		1,050.00		3,656.26
640 Books and Periodicals				207.28
650 Supplies & Fees – Technology Related	525.99	400.00		12,550.99
<b>Total Supplies</b>	<b>\$7,812.95</b>	<b>\$8,085.25</b>		<b>\$36,227.66</b>
<b>800 Other Objects</b>				
810 Dues and Fees	1,441.14	605.00		20,118.73
890 Miscellaneous Expenditures	1,867.42			1,867.42
<b>Total Other Objects</b>	<b>\$3,308.56</b>	<b>\$605.00</b>		<b>\$21,986.15</b>
<b>Total 2300 Support Services – Administration</b>	<b>\$605,077.24</b>	<b>\$747,258.29</b>		<b>\$1,938,960.09</b>

**General Fund (10)**

	<u>Elementary</u>	<u>Secondary</u>	<u>Federal</u>	<u>Total</u>
<b>2310 Board Services</b>				
<b>100 <u>Personnel Services – Salaries</u></b>				
100 Personnel Services – Salaries				1,500.00
<b>Total Personnel Services – Salaries</b>				<b>\$1,500.00</b>
<b>200 <u>Personnel Services – Employee Benefits</u></b>				
220 Social Security Contributions				107.54
230 PSERS Retirement Contributions				508.49
<b>Total Personnel Services – Employee Benefits</b>				<b>\$616.03</b>
<b>300 <u>Purchased Professional and Technical Services</u></b>				
330 Other Professional Services				19,969.00
<b>Total Purchased Professional and Technical Services</b>				<b>\$19,969.00</b>
<b>500 <u>Other Purchased Services</u></b>				
520 Insurance – General				316.00
549 Other Advertising/Public Relations				3,936.45
580 Travel				206.49
<b>Total Other Purchased Services</b>				<b>\$4,458.94</b>
<b>600 <u>Supplies</u></b>				
610 General Supplies				64.08
<b>Total Supplies</b>				<b>\$64.08</b>
<b>800 <u>Other Objects</u></b>				
810 Dues and Fees				14,592.89
<b>Total Other Objects</b>				<b>\$14,592.89</b>
<b>Total 2310 Board Services</b>				<b>\$41,200.94</b>

LEA : 121136503 Palmerton Area SD

Printed 3/9/2026 2:28:11 PM

General Fund (10)

2320 Board Treasurer Services

Elementary

Secondary

Federal

Total

100 Personnel Services – Salaries

100 Personnel Services – Salaries

200.00

**Total Personnel Services – Salaries**

**\$200.00**

**Total 2320 Board Treasurer Services**

**\$200.00**

**General Fund (10)**

	<u>Elementary</u>	<u>Secondary</u>	<u>Federal</u>	<u>Total</u>
<b>2330 Tax Assessment and Collection Services</b>				
<b>100 Personnel Services – Salaries</b>				
100 Personnel Services – Salaries				47,321.60
<b>Total Personnel Services – Salaries</b>				<b>\$47,321.60</b>
<b>200 Personnel Services – Employee Benefits</b>				
220 Social Security Contributions				3,619.98
<b>Total Personnel Services – Employee Benefits</b>				<b>\$3,619.98</b>
<b>300 Purchased Professional and Technical Services</b>				
310 Official / Administrative Services				90,995.01
<b>Total Purchased Professional and Technical Services</b>				<b>\$90,995.01</b>
<b>500 Other Purchased Services</b>				
520 Insurance – General				2,371.00
530 Communications				10,071.91
550 Printing and Binding				3,658.02
<b>Total Other Purchased Services</b>				<b>\$16,100.93</b>
<b>600 Supplies</b>				
650 Supplies & Fees – Technology Related				11,625.00
<b>Total Supplies</b>				<b>\$11,625.00</b>
<b>Total 2330 Tax Assessment and Collection Services</b>				<b>\$169,662.52</b>

LEA : 121136503 Palmerton Area SD

Printed 3/9/2026 2:28:11 PM

General Fund (10)

2340 Staff Relations and Negotiations Services

Elementary

Secondary

Federal

Total

300 Purchased Professional and Technical Services

330 Other Professional Services

24,105.00

**Total Purchased Professional and Technical Services**

**\$24,105.00**

**Total 2340 Staff Relations and Negotiations Services**

**\$24,105.00**

General Fund (10)

2350 Legal and Accounting Services

Elementary

Secondary

Federal

Total

300 Purchased Professional and Technical Services

330 Other Professional Services

74,886.80

**Total Purchased Professional and Technical Services**

**\$74,886.80**

**Total 2350 Legal and Accounting Services**

**\$74,886.80**

**General Fund (10)**

	<u>Elementary</u>	<u>Secondary</u>	<u>Federal</u>	<u>Total</u>
<b>2360 Office of the Superintendent / Executive Director Services</b>				
<b>100 Personnel Services – Salaries</b>				
100 Personnel Services – Salaries				164,493.96
<b>Total Personnel Services – Salaries</b>				<b>\$164,493.96</b>
<b>200 Personnel Services – Employee Benefits</b>				
210 Group Insurance – Contracted Provider				26,342.56
220 Social Security Contributions				12,447.52
230 PSERS Retirement Contributions				51,285.98
260 Workers' Compensation				850.86
<b>Total Personnel Services – Employee Benefits</b>				<b>\$90,926.92</b>
<b>300 Purchased Professional and Technical Services</b>				
329 Professional Educational Services – Other				2,989.00
330 Other Professional Services				1,750.00
<b>Total Purchased Professional and Technical Services</b>				<b>\$4,739.00</b>
<b>400 Purchased Property Services</b>				
440 Rentals				1,161.96
<b>Total Purchased Property Services</b>				<b>\$1,161.96</b>
<b>500 Other Purchased Services</b>				
530 Communications	1,560.06	1,276.42		2,836.48
580 Travel				1,352.97
<b>Total Other Purchased Services</b>	<b>\$1,560.06</b>	<b>\$1,276.42</b>		<b>\$4,189.45</b>
<b>600 Supplies</b>				
610 General Supplies				330.84
630 Food				2,606.26
640 Books and Periodicals				207.28
<b>Total Supplies</b>				<b>\$3,144.38</b>
<b>800 Other Objects</b>				
810 Dues and Fees				3,479.70
<b>Total Other Objects</b>				<b>\$3,479.70</b>
<b>Total 2360 Office of the Superintendent / Executive Director Services</b>	<b>\$1,560.06</b>	<b>\$1,276.42</b>		<b>\$272,135.37</b>

**General Fund (10)**

**2380 Office of the Principal Services**

**100 Personnel Services – Salaries**

	<u>Elementary</u>	<u>Secondary</u>	<u>Federal</u>	<u>Total</u>
100 Personnel Services – Salaries	326,190.68	410,492.55		736,683.23
<b>Total Personnel Services – Salaries</b>	<b>\$326,190.68</b>	<b>\$410,492.55</b>		<b>\$736,683.23</b>

**200 Personnel Services – Employee Benefits**

210 Group Insurance – Contracted Provider	86,768.56	116,438.66		203,207.22
220 Social Security Contributions	25,383.40	30,929.10		56,312.50
230 PSERS Retirement Contributions	110,937.31	138,767.95		249,705.26
260 Workers' Compensation	1,598.31	2,207.17		3,805.48
280 Other Post-Employment Benefits (OPEB)	11,159.14	13,624.24		24,783.38
<b>Total Personnel Services – Employee Benefits</b>	<b>\$235,846.72</b>	<b>\$301,967.12</b>		<b>\$537,813.84</b>

**400 Purchased Property Services**

430 Repairs and Maintenance Services		25.00		25.00
440 Rentals	6,481.25	3,965.40		10,446.65
<b>Total Purchased Property Services</b>	<b>\$6,481.25</b>	<b>\$3,990.40</b>		<b>\$10,471.65</b>

**500 Other Purchased Services**

530 Communications	19,394.24	18,237.13		37,631.37
550 Printing and Binding	4,438.56	2,521.90		6,960.46
580 Travel	44.22	82.52		126.74
<b>Total Other Purchased Services</b>	<b>\$23,877.02</b>	<b>\$20,841.55</b>		<b>\$44,718.57</b>

**600 Supplies**

610 General Supplies	7,286.96	6,635.25		13,922.21
630 Food		1,050.00		1,050.00
650 Supplies & Fees – Technology Related	525.99	400.00		925.99
<b>Total Supplies</b>	<b>\$7,812.95</b>	<b>\$8,085.25</b>		<b>\$15,898.20</b>

**800 Other Objects**

810 Dues and Fees	1,441.14	605.00		2,046.14
890 Miscellaneous Expenditures	1,867.42			1,867.42
<b>Total Other Objects</b>	<b>\$3,308.56</b>	<b>\$605.00</b>		<b>\$3,913.56</b>

**Total 2380 Office of the Principal Services**

	<b>\$603,517.18</b>	<b>\$745,981.87</b>		<b>\$1,349,499.05</b>
--	---------------------	---------------------	--	-----------------------

General Fund (10)

	<u>Elementary</u>	<u>Secondary</u>	<u>Federal</u>	<u>Total</u>
<b>2390 Other Administration Services</b>				
<b>300 <u>Purchased Professional and Technical Services</u></b>				
350 Security / Safety Services				1,093.56
<b>Total Purchased Professional and Technical Services</b>				<b>\$1,093.56</b>
<b>500 <u>Other Purchased Services</u></b>				
550 Printing and Binding				680.85
<b>Total Other Purchased Services</b>				<b>\$680.85</b>
<b>600 <u>Supplies</u></b>				
610 General Supplies				5,496.00
<b>Total Supplies</b>				<b>\$5,496.00</b>
<b>Total 2390 Other Administration Services</b>				<b>\$7,270.41</b>

**General Fund (10)**

	<u>Elementary</u>	<u>Secondary</u>	<u>Federal</u>	<u>Total</u>
<b>2400 Support Services – Pupil Health</b>				
<b>100 Personnel Services – Salaries</b>				
100 Personnel Services – Salaries				199,451.74
<b>Total Personnel Services – Salaries</b>				<b>\$199,451.74</b>
<b>200 Personnel Services – Employee Benefits</b>				
210 Group Insurance – Contracted Provider				55,939.36
220 Social Security Contributions				14,794.11
230 PSERS Retirement Contributions				67,528.20
260 Workers' Compensation				1,038.53
<b>Total Personnel Services – Employee Benefits</b>				<b>\$139,300.20</b>
<b>300 Purchased Professional and Technical Services</b>				
330 Other Professional Services				46,937.20
<b>Total Purchased Professional and Technical Services</b>				<b>\$46,937.20</b>
<b>400 Purchased Property Services</b>				
430 Repairs and Maintenance Services				1,989.80
<b>Total Purchased Property Services</b>				<b>\$1,989.80</b>
<b>500 Other Purchased Services</b>				
580 Travel				54.13
<b>Total Other Purchased Services</b>				<b>\$54.13</b>
<b>600 Supplies</b>				
610 General Supplies				9,045.27
650 Supplies & Fees – Technology Related				99.00
<b>Total Supplies</b>				<b>\$9,144.27</b>
<b>800 Other Objects</b>				
810 Dues and Fees				4,245.00
<b>Total Other Objects</b>				<b>\$4,245.00</b>
<b>Total 2400 Support Services – Pupil Health</b>				<b>\$401,122.34</b>

General Fund (10)

2420 Medical Services

Elementary

Secondary

Federal

Total

300 Purchased Professional and Technical Services

330 Other Professional Services

27,569.50

**Total Purchased Professional and Technical Services**

**\$27,569.50**

**Total 2420 Medical Services**

**\$27,569.50**

LEA : 121136503 Palmerton Area SD

Printed 3/9/2026 2:28:11 PM

General Fund (10)

2430 Dental Services

Elementary

Secondary

Federal

Total

300 Purchased Professional and Technical Services

330 Other Professional Services

164.00

**Total Purchased Professional and Technical Services**

**\$164.00**

**Total 2430 Dental Services**

**\$164.00**

**General Fund (10)**

**2440 Nursing Services**

Elementary                      Secondary                      Federal                      Total

<b>100</b>	<b><u>Personnel Services – Salaries</u></b>			
	100 Personnel Services – Salaries			199,451.74
<b>Total Personnel Services – Salaries</b>				<b>\$199,451.74</b>
<b>200</b>	<b><u>Personnel Services – Employee Benefits</u></b>			
	210 Group Insurance – Contracted Provider			55,939.36
	220 Social Security Contributions			14,794.11
	230 PSERS Retirement Contributions			67,528.20
	260 Workers' Compensation			1,038.53
<b>Total Personnel Services – Employee Benefits</b>				<b>\$139,300.20</b>
<b>300</b>	<b><u>Purchased Professional and Technical Services</u></b>			
	330 Other Professional Services			19,203.70
<b>Total Purchased Professional and Technical Services</b>				<b>\$19,203.70</b>
<b>400</b>	<b><u>Purchased Property Services</u></b>			
	430 Repairs and Maintenance Services			1,989.80
<b>Total Purchased Property Services</b>				<b>\$1,989.80</b>
<b>500</b>	<b><u>Other Purchased Services</u></b>			
	580 Travel			54.13
<b>Total Other Purchased Services</b>				<b>\$54.13</b>
<b>600</b>	<b><u>Supplies</u></b>			
	610 General Supplies			9,045.27
	650 Supplies & Fees – Technology Related			99.00
<b>Total Supplies</b>				<b>\$9,144.27</b>
<b>800</b>	<b><u>Other Objects</u></b>			
	810 Dues and Fees			4,245.00
<b>Total Other Objects</b>				<b>\$4,245.00</b>
<b>Total 2440 Nursing Services</b>				<b>\$373,388.84</b>

**General Fund (10)**

	<u>Elementary</u>	<u>Secondary</u>	<u>Federal</u>	<u>Total</u>
<b>2500 Support Services – Business</b>				
<b>100 Personnel Services – Salaries</b>				
100 Personnel Services – Salaries				303,396.67
<b>Total Personnel Services – Salaries</b>				<b>\$303,396.67</b>
<b>200 Personnel Services – Employee Benefits</b>				
210 Group Insurance – Contracted Provider				78,605.19
220 Social Security Contributions				22,525.16
230 PSERS Retirement Contributions				100,835.48
260 Workers' Compensation				1,554.49
<b>Total Personnel Services – Employee Benefits</b>				<b>\$203,520.32</b>
<b>300 Purchased Professional and Technical Services</b>				
310 Official / Administrative Services				1,078.80
330 Other Professional Services				29,981.53
<b>Total Purchased Professional and Technical Services</b>				<b>\$31,060.33</b>
<b>400 Purchased Property Services</b>				
440 Rentals				3,791.52
<b>Total Purchased Property Services</b>				<b>\$3,791.52</b>
<b>500 Other Purchased Services</b>				
530 Communications				5,357.57
550 Printing and Binding				336.77
580 Travel				1,038.37
<b>Total Other Purchased Services</b>				<b>\$6,732.71</b>
<b>600 Supplies</b>				
610 General Supplies				1,130.62
<b>Total Supplies</b>				<b>\$1,130.62</b>
<b>700 Property</b>				
762 Capitalized Equipment - Replacement				517.89
<b>Total Property</b>				<b>\$517.89</b>
<b>800 Other Objects</b>				
810 Dues and Fees				3,659.91
<b>Total Other Objects</b>				<b>\$3,659.91</b>
<b>Total 2500 Support Services – Business</b>				<b>\$553,809.97</b>

**General Fund (10)**

	<u>Elementary</u>	<u>Secondary</u>	<u>Federal</u>	<u>Total</u>
<b>2510 Fiscal Services</b>				
<b>100 Personnel Services – Salaries</b>				
100 Personnel Services – Salaries				303,396.67
<b>Total Personnel Services – Salaries</b>				<b>\$303,396.67</b>
<b>200 Personnel Services – Employee Benefits</b>				
210 Group Insurance – Contracted Provider				78,605.19
220 Social Security Contributions				22,525.16
230 PSERS Retirement Contributions				100,835.48
260 Workers' Compensation				1,554.49
<b>Total Personnel Services – Employee Benefits</b>				<b>\$203,520.32</b>
<b>300 Purchased Professional and Technical Services</b>				
310 Official / Administrative Services				1,078.80
330 Other Professional Services				29,981.53
<b>Total Purchased Professional and Technical Services</b>				<b>\$31,060.33</b>
<b>400 Purchased Property Services</b>				
440 Rentals				3,791.52
<b>Total Purchased Property Services</b>				<b>\$3,791.52</b>
<b>500 Other Purchased Services</b>				
530 Communications				5,357.57
550 Printing and Binding				336.77
580 Travel				1,038.37
<b>Total Other Purchased Services</b>				<b>\$6,732.71</b>
<b>600 Supplies</b>				
610 General Supplies				1,130.62
<b>Total Supplies</b>				<b>\$1,130.62</b>
<b>700 Property</b>				
762 Capitalized Equipment - Replacement				517.89
<b>Total Property</b>				<b>\$517.89</b>
<b>800 Other Objects</b>				
810 Dues and Fees				3,659.91
<b>Total Other Objects</b>				<b>\$3,659.91</b>
<b>Total 2510 Fiscal Services</b>				<b>\$553,809.97</b>

**General Fund (10)**

	<u>Elementary</u>	<u>Secondary</u>	<u>Federal</u>	<u>Total</u>
<b>2511 Supervision of Fiscal Services - Head of Component</b>				
<b>100 Personnel Services – Salaries</b>				
100 Personnel Services – Salaries				303,396.67
<b>Total Personnel Services – Salaries</b>				<b>\$303,396.67</b>
<b>200 Personnel Services – Employee Benefits</b>				
210 Group Insurance – Contracted Provider				78,605.19
220 Social Security Contributions				22,525.16
230 PSERS Retirement Contributions				100,835.48
260 Workers' Compensation				1,554.49
<b>Total Personnel Services – Employee Benefits</b>				<b>\$203,520.32</b>
<b>300 Purchased Professional and Technical Services</b>				
310 Official / Administrative Services				1,078.80
330 Other Professional Services				29,981.53
<b>Total Purchased Professional and Technical Services</b>				<b>\$31,060.33</b>
<b>400 Purchased Property Services</b>				
440 Rentals				3,791.52
<b>Total Purchased Property Services</b>				<b>\$3,791.52</b>
<b>500 Other Purchased Services</b>				
530 Communications				5,357.57
550 Printing and Binding				336.77
580 Travel				1,038.37
<b>Total Other Purchased Services</b>				<b>\$6,732.71</b>
<b>600 Supplies</b>				
610 General Supplies				1,130.62
<b>Total Supplies</b>				<b>\$1,130.62</b>
<b>700 Property</b>				
762 Capitalized Equipment - Replacement				517.89
<b>Total Property</b>				<b>\$517.89</b>
<b>800 Other Objects</b>				
810 Dues and Fees				3,659.91
<b>Total Other Objects</b>				<b>\$3,659.91</b>
<b>Total 2511 Supervision of Fiscal Services - Head of Component</b>				<b>\$553,809.97</b>

**General Fund (10)**

**2600 Operation and Maintenance of Plant Services**

Elementary                      Secondary                      Federal                      Total

<b>100</b>	<b><u>Personnel Services – Salaries</u></b>			
	100 Personnel Services – Salaries			1,012,400.58
<b>Total Personnel Services – Salaries</b>				<b>\$1,012,400.58</b>
<b>200</b>	<b><u>Personnel Services – Employee Benefits</u></b>			
	210 Group Insurance – Contracted Provider			235,280.00
	220 Social Security Contributions			75,410.45
	230 PSERS Retirement Contributions			339,292.68
	260 Workers' Compensation			5,139.99
<b>Total Personnel Services – Employee Benefits</b>				<b>\$655,123.12</b>
<b>300</b>	<b><u>Purchased Professional and Technical Services</u></b>			
	330 Other Professional Services			10,500.00
	350 Security / Safety Services			5,559.43
	390 Other Purchased Professional and Technical Services			48,541.93
<b>Total Purchased Professional and Technical Services</b>				<b>\$64,601.36</b>
<b>400</b>	<b><u>Purchased Property Services</u></b>			
	410 Cleaning Services			37,353.81
	420 Utility Services			17,105.75
	430 Repairs and Maintenance Services			183,959.47
	440 Rentals			11,701.58
	460 Extermination Services			2,990.00
<b>Total Purchased Property Services</b>				<b>\$253,110.61</b>
<b>500</b>	<b><u>Other Purchased Services</u></b>			
	522 Automotive Liability Insurance			7,135.00
	523 General Property and Liability Insurance			172,747.00
	530 Communications			7,813.73
	550 Printing and Binding			2,175.00
<b>Total Other Purchased Services</b>				<b>\$189,870.73</b>
<b>600</b>	<b><u>Supplies</u></b>			
	610 General Supplies	76,831.72	53,314.77	130,146.49
	620 Energy			486,207.55
	650 Supplies & Fees – Technology Related			13,457.26
<b>Total Supplies</b>				<b>\$629,811.30</b>
<b>700</b>	<b><u>Property</u></b>			
	752 Capital Equipment – Original and Additional			1,891.83
	762 Capitalized Equipment - Replacement			180,439.59
<b>Total Property</b>				<b>\$182,331.42</b>
<b>800</b>	<b><u>Other Objects</u></b>			
	810 Dues and Fees			1,168.33
<b>Total Other Objects</b>				<b>\$1,168.33</b>
<b>Total 2600 Operation and Maintenance of Plant Services</b>		<b>\$76,831.72</b>	<b>\$53,314.77</b>	<b>\$2,988,417.45</b>

**General Fund (10)**

	<u>Elementary</u>	<u>Secondary</u>	<u>Federal</u>	<u>Total</u>
<b>2610 Supervision of Operation and Maintenance of Plant Services</b>				
<b>100 Personnel Services – Salaries</b>				
100 Personnel Services – Salaries				114,982.40
<b>Total Personnel Services – Salaries</b>				<b>\$114,982.40</b>
<b>200 Personnel Services – Employee Benefits</b>				
210 Group Insurance – Contracted Provider				34,179.01
220 Social Security Contributions				8,625.54
230 PSERS Retirement Contributions				38,312.93
260 Workers' Compensation				592.63
<b>Total Personnel Services – Employee Benefits</b>				<b>\$81,710.11</b>
<b>400 Purchased Property Services</b>				
440 Rentals				1,209.90
<b>Total Purchased Property Services</b>				<b>\$1,209.90</b>
<b>500 Other Purchased Services</b>				
530 Communications				5,891.81
<b>Total Other Purchased Services</b>				<b>\$5,891.81</b>
<b>600 Supplies</b>				
650 Supplies & Fees – Technology Related				3,841.67
<b>Total Supplies</b>				<b>\$3,841.67</b>
<b>800 Other Objects</b>				
810 Dues and Fees				133.33
<b>Total Other Objects</b>				<b>\$133.33</b>
<b>Total 2610 Supervision of Operation and Maintenance of Plant Services</b>				<b>\$207,769.22</b>

**General Fund (10)**

	<u>Elementary</u>	<u>Secondary</u>	<u>Federal</u>	<u>Total</u>
<b>2611 Supervision of Operation and Maintenance of Plant Services – Head of Component</b>				
<b>100 Personnel Services – Salaries</b>				
100 Personnel Services – Salaries				114,982.40
<b>Total Personnel Services – Salaries</b>				<b>\$114,982.40</b>
<b>200 Personnel Services – Employee Benefits</b>				
210 Group Insurance – Contracted Provider				34,179.01
220 Social Security Contributions				8,625.54
230 PSERS Retirement Contributions				38,312.93
260 Workers' Compensation				592.63
<b>Total Personnel Services – Employee Benefits</b>				<b>\$81,710.11</b>
<b>400 Purchased Property Services</b>				
440 Rentals				1,209.90
<b>Total Purchased Property Services</b>				<b>\$1,209.90</b>
<b>500 Other Purchased Services</b>				
530 Communications				5,891.81
<b>Total Other Purchased Services</b>				<b>\$5,891.81</b>
<b>600 Supplies</b>				
650 Supplies & Fees – Technology Related				3,841.67
<b>Total Supplies</b>				<b>\$3,841.67</b>
<b>800 Other Objects</b>				
810 Dues and Fees				133.33
<b>Total Other Objects</b>				<b>\$133.33</b>
<b>Total 2611 Supervision of Operation and Maintenance of Plant Services – Head of Component</b>				<b>\$207,769.22</b>

**General Fund (10)**

	<u>Elementary</u>	<u>Secondary</u>	<u>Federal</u>	<u>Total</u>
<b>2620 Operation of Buildings Services</b>				
<b>100 Personnel Services – Salaries</b>				
100 Personnel Services – Salaries				783,221.01
<b>Total Personnel Services – Salaries</b>				<b>\$783,221.01</b>
<b>200 Personnel Services – Employee Benefits</b>				
210 Group Insurance – Contracted Provider				181,059.85
220 Social Security Contributions				58,284.30
230 PSERS Retirement Contributions				263,349.39
260 Workers' Compensation				3,963.67
<b>Total Personnel Services – Employee Benefits</b>				<b>\$506,657.21</b>
<b>300 Purchased Professional and Technical Services</b>				
390 Other Purchased Professional and Technical Services				47,990.68
<b>Total Purchased Professional and Technical Services</b>				<b>\$47,990.68</b>
<b>400 Purchased Property Services</b>				
410 Cleaning Services				37,353.81
420 Utility Services				17,105.75
430 Repairs and Maintenance Services				159,863.98
440 Rentals				10,441.68
460 Extermination Services				2,990.00
<b>Total Purchased Property Services</b>				<b>\$227,755.22</b>
<b>500 Other Purchased Services</b>				
522 Automotive Liability Insurance				7,135.00
523 General Property and Liability Insurance				172,747.00
530 Communications				1,921.92
550 Printing and Binding				2,175.00
<b>Total Other Purchased Services</b>				<b>\$183,978.92</b>
<b>600 Supplies</b>				
610 General Supplies	68,084.48	38,368.39		106,452.87
620 Energy				481,152.70
650 Supplies & Fees – Technology Related				1,140.00
<b>Total Supplies</b>	<b>\$68,084.48</b>	<b>\$38,368.39</b>		<b>\$588,745.57</b>
<b>700 Property</b>				
752 Capital Equipment – Original and Additional				1,891.83
762 Capitalized Equipment - Replacement				86,832.08
<b>Total Property</b>				<b>\$88,723.91</b>
<b>800 Other Objects</b>				
810 Dues and Fees				1,000.00
<b>Total Other Objects</b>				<b>\$1,000.00</b>
<b>Total 2620 Operation of Buildings Services</b>	<b>\$68,084.48</b>	<b>\$38,368.39</b>		<b>\$2,428,072.52</b>

**General Fund (10)**

	<u>Elementary</u>	<u>Secondary</u>	<u>Federal</u>	<u>Total</u>
<b>2630 Care and Upkeep of Grounds Services</b>				
<b>100 Personnel Services – Salaries</b>				
100 Personnel Services – Salaries				114,197.17
<b>Total Personnel Services – Salaries</b>				<b>\$114,197.17</b>
<b>200 Personnel Services – Employee Benefits</b>				
210 Group Insurance – Contracted Provider				20,041.14
220 Social Security Contributions				8,500.61
230 PSERS Retirement Contributions				37,630.36
260 Workers' Compensation				583.69
<b>Total Personnel Services – Employee Benefits</b>				<b>\$66,755.80</b>
<b>400 Purchased Property Services</b>				
430 Repairs and Maintenance Services				15,994.00
440 Rentals				50.00
<b>Total Purchased Property Services</b>				<b>\$16,044.00</b>
<b>600 Supplies</b>				
610 General Supplies	7,450.49	13,869.49		21,319.98
<b>Total Supplies</b>	<b>\$7,450.49</b>	<b>\$13,869.49</b>		<b>\$21,319.98</b>
<b>800 Other Objects</b>				
810 Dues and Fees				35.00
<b>Total Other Objects</b>				<b>\$35.00</b>
<b>Total 2630 Care and Upkeep of Grounds Services</b>	<b>\$7,450.49</b>	<b>\$13,869.49</b>		<b>\$218,351.95</b>

General Fund (10)

	<u>Elementary</u>	<u>Secondary</u>	<u>Federal</u>	<u>Total</u>
<b>2650 Vehicle Operation and Maintenance Services (Other Than Student Transportation Vehicles)</b>				
<b>400 Purchased Property Services</b>				
430 Repairs and Maintenance Services				8,101.49
<b>Total Purchased Property Services</b>				<b>\$8,101.49</b>
<b>600 Supplies</b>				
610 General Supplies	1,296.75	1,076.89		2,373.64
620 Energy				5,054.85
<b>Total Supplies</b>	<b>\$1,296.75</b>	<b>\$1,076.89</b>		<b>\$7,428.49</b>
<b>Total 2650 Vehicle Operation and Maintenance Services (Other Than Student Transportation Vehicles)</b>	<b>\$1,296.75</b>	<b>\$1,076.89</b>		<b>\$15,529.98</b>

LEA : 121136503 Palmerton Area SD

Printed 3/9/2026 2:28:11 PM

General Fund (10)

2660 Safety and Security Services

Elementary

Secondary

Federal

Total

300 Purchased Professional and Technical Services

330 Other Professional Services				10,500.00
350 Security / Safety Services				5,559.43
390 Other Purchased Professional and Technical Services				551.25

<b>Total Purchased Professional and Technical Services</b>				<b>\$16,610.68</b>
--	--	--	--	--------------------

600 Supplies

650 Supplies & Fees – Technology Related				8,475.59
--	--	--	--	----------

<b>Total Supplies</b>				<b>\$8,475.59</b>
-----------------------	--	--	--	-------------------

700 Property

762 Capitalized Equipment - Replacement				93,607.51
---	--	--	--	-----------

<b>Total Property</b>				<b>\$93,607.51</b>
-----------------------	--	--	--	--------------------

<b>Total 2660 Safety and Security Services</b>				<b>\$118,693.78</b>
--	--	--	--	---------------------

LEA : 121136503 Palmerton Area SD

Printed 3/9/2026 2:28:11 PM

General Fund (10)

2700 Student Transportation Services

Elementary

Secondary

Federal

Total

500 Other Purchased Services

513 Contracted Carriers

1,049,107.89

516 Student Transportation Services From the IU

371,589.63

**Total Other Purchased Services**

**\$1,420,697.52**

**Total 2700 Student Transportation Services**

**\$1,420,697.52**

LEA : 121136503 Palmerton Area SD

Printed 3/9/2026 2:28:11 PM

General Fund (10)

2720 Vehicle Operation Services

Elementary

Secondary

Federal

Total

500 Other Purchased Services

513 Contracted Carriers

1,023,997.04

516 Student Transportation Services From the IU

371,589.63

**Total Other Purchased Services**

**\$1,395,586.67**

**Total 2720 Vehicle Operation Services**

**\$1,395,586.67**

LEA : 121136503 Palmerton Area SD

Printed 3/9/2026 2:28:11 PM

General Fund (10)

2750 Nonpublic Transportation

Elementary

Secondary

Federal

Total

500 Other Purchased Services

513 Contracted Carriers

25,110.85

**Total Other Purchased Services**

**\$25,110.85**

**Total 2750 Nonpublic Transportation**

**\$25,110.85**

LEA : 121136503 Palmerton Area SD

Printed 3/9/2026 2:28:11 PM

General Fund (10)

2800 Support Services – Central

Elementary

Secondary

Federal

Total

100 Personnel Services – Salaries

100 Personnel Services – Salaries

357,691.17

**Total Personnel Services – Salaries**

**\$357,691.17**

200 Personnel Services – Employee Benefits

210 Group Insurance – Contracted Provider

108,122.70

220 Social Security Contributions

26,468.34

230 PSERS Retirement Contributions

119,114.66

240 Tuition Reimbursement

11,980.00

260 Workers' Compensation

1,849.94

**Total Personnel Services – Employee Benefits**

**\$267,535.64**

300 Purchased Professional and Technical Services

340 Technical Services

47,990.31

360 Employee Training and Development Services

8,528.55

**Total Purchased Professional and Technical Services**

**\$56,518.86**

500 Other Purchased Services

530 Communications

1,996.51

580 Travel

1,515.37

**Total Other Purchased Services**

**\$3,511.88**

600 Supplies

610 General Supplies

797.83

630 Food

90.00

650 Supplies & Fees – Technology Related

528.46

**Total Supplies**

**\$1,416.29**

700 Property

752 Capital Equipment – Original and Additional

674.99

**Total Property**

**\$674.99**

800 Other Objects

810 Dues and Fees

1,146.33

**Total Other Objects**

**\$1,146.33**

**Total 2800 Support Services – Central**

**\$688,495.16**

General Fund (10)

2810 Planning, Research, Development and Evaluation Services

Elementary

Secondary

Federal

Total

100 Personnel Services – Salaries

100 Personnel Services – Salaries

236,238.81

**Total Personnel Services – Salaries**

**\$236,238.81**

200 Personnel Services – Employee Benefits

210 Group Insurance – Contracted Provider

57,096.24

220 Social Security Contributions

17,810.94

230 PSERS Retirement Contributions

78,803.36

260 Workers' Compensation

1,227.04

**Total Personnel Services – Employee Benefits**

**\$154,937.58**

**Total 2810 Planning, Research, Development and Evaluation Services**

**\$391,176.39**

**General Fund (10)**

**2830 Staff Services**

Elementary                      Secondary                      Federal                      Total

<b>100</b>	<b><u>Personnel Services – Salaries</u></b>				
	100 Personnel Services – Salaries				121,452.36
<b>Total Personnel Services – Salaries</b>					<b>\$121,452.36</b>
<b>200</b>	<b><u>Personnel Services – Employee Benefits</u></b>				
	210 Group Insurance – Contracted Provider				51,026.46
	220 Social Security Contributions				8,657.40
	230 PSERS Retirement Contributions				40,311.30
	240 Tuition Reimbursement				11,980.00
	260 Workers' Compensation				622.90
<b>Total Personnel Services – Employee Benefits</b>					<b>\$112,598.06</b>
<b>300</b>	<b><u>Purchased Professional and Technical Services</u></b>				
	340 Technical Services				8,397.60
	360 Employee Training and Development Services				8,528.55
<b>Total Purchased Professional and Technical Services</b>					<b>\$16,926.15</b>
<b>500</b>	<b><u>Other Purchased Services</u></b>				
	530 Communications				1,996.51
	580 Travel				1,515.37
<b>Total Other Purchased Services</b>					<b>\$3,511.88</b>
<b>600</b>	<b><u>Supplies</u></b>				
	610 General Supplies				797.83
	630 Food				90.00
	650 Supplies & Fees – Technology Related				528.46
<b>Total Supplies</b>					<b>\$1,416.29</b>
<b>700</b>	<b><u>Property</u></b>				
	752 Capital Equipment – Original and Additional				674.99
<b>Total Property</b>					<b>\$674.99</b>
<b>800</b>	<b><u>Other Objects</u></b>				
	810 Dues and Fees				1,146.33
<b>Total Other Objects</b>					<b>\$1,146.33</b>
<b>Total 2830 Staff Services</b>					<b>\$257,726.06</b>

**General Fund (10)**

**2832 Recruitment and Placement Services**

Elementary

Secondary

Federal

Total

<b>100 Personnel Services – Salaries</b>				
100 Personnel Services – Salaries				121,452.36
<b>Total Personnel Services – Salaries</b>				<b>\$121,452.36</b>
<b>200 Personnel Services – Employee Benefits</b>				
210 Group Insurance – Contracted Provider				51,026.46
220 Social Security Contributions				8,657.40
230 PSERS Retirement Contributions				40,311.30
260 Workers' Compensation				622.90
<b>Total Personnel Services – Employee Benefits</b>				<b>\$100,618.06</b>
<b>300 Purchased Professional and Technical Services</b>				
340 Technical Services				8,397.60
<b>Total Purchased Professional and Technical Services</b>				<b>\$8,397.60</b>
<b>500 Other Purchased Services</b>				
530 Communications				1,996.51
580 Travel				1,515.37
<b>Total Other Purchased Services</b>				<b>\$3,511.88</b>
<b>600 Supplies</b>				
610 General Supplies				797.83
630 Food				90.00
650 Supplies & Fees – Technology Related				528.46
<b>Total Supplies</b>				<b>\$1,416.29</b>
<b>700 Property</b>				
752 Capital Equipment – Original and Additional				674.99
<b>Total Property</b>				<b>\$674.99</b>
<b>800 Other Objects</b>				
810 Dues and Fees				1,146.33
<b>Total Other Objects</b>				<b>\$1,146.33</b>
<b>Total 2832 Recruitment and Placement Services</b>				<b>\$237,217.51</b>

General Fund (10)

	<u>Elementary</u>	<u>Secondary</u>	<u>Federal</u>	<u>Total</u>
<b>2834 Staff Development Services – Non-Instructional, Certified Staff Only</b>				
<b>200 Personnel Services – Employee Benefits</b>				
240 Tuition Reimbursement				11,980.00
<b>Total Personnel Services – Employee Benefits</b>				<b>\$11,980.00</b>
<b>300 Purchased Professional and Technical Services</b>				
360 Employee Training and Development Services				4,159.80
<b>Total Purchased Professional and Technical Services</b>				<b>\$4,159.80</b>
<b>Total 2834 Staff Development Services – Non-Instructional, Certified Staff Only</b>				<b>\$16,139.80</b>

LEA : 121136503 Palmerton Area SD

Printed 3/9/2026 2:28:11 PM

General Fund (10)

2836 Staff Development Services – Non-Instructional, Non-Certified Staff Only

Elementary

Secondary

Federal

Total

300 Purchased Professional and Technical Services

360 Employee Training and Development Services

4,368.75

**Total Purchased Professional and Technical Services**

**\$4,368.75**

**Total 2836 Staff Development Services – Non-Instructional, Non-Certified Staff Only**

**\$4,368.75**

LEA : 121136503 Palmerton Area SD

Printed 3/9/2026 2:28:11 PM

General Fund (10)

2840 Data Processing Services

Elementary

Secondary

Federal

Total

300 Purchased Professional and Technical Services

340 Technical Services

39,592.71

**Total Purchased Professional and Technical Services**

**\$39,592.71**

**Total 2840 Data Processing Services**

**\$39,592.71**

LEA : 121136503 Palmerton Area SD

Printed 3/9/2026 2:28:11 PM

General Fund (10)

2900 Other Support Services

Elementary

Secondary

Federal

Total

500 Other Purchased Services

595 IU Payments By Withholding

19,635.94

**Total Other Purchased Services**

**\$19,635.94**

**Total 2900 Other Support Services**

**\$19,635.94**

LEA : 121136503 Palmerton Area SD

Printed 3/9/2026 2:28:11 PM

General Fund (10)

2910 Support Services Not Listed Elsewhere In the 2000 Series

Elementary

Secondary

Federal

Total

500 Other Purchased Services

595 IU Payments By Withholding

19,635.94

**Total Other Purchased Services**

**\$19,635.94**

**Total 2910 Support Services Not Listed Elsewhere In the 2000 Series**

**\$19,635.94**

LEA : 121136503 Palmerton Area SD

Printed 3/9/2026 2:28:22 PM

**General Fund (10)**

**3000 Operation of Non-Instructional Services**

**Total**

**100 Personnel Services – Salaries**

100 Personnel Services – Salaries	15.00
110 Official / Administrative Salaries	73,397.49
120 Professional – Educational	317,525.28
130 Professional – Other	61,000.00

<b>Total Personnel Services – Salaries</b>	<b>\$451,937.77</b>
--	---------------------

**200 Personnel Services – Employee Benefits**

210 Group Insurance – Contracted Provider	37,572.75
220 Social Security Contributions	34,202.00
230 PSERS Retirement Contributions	141,026.06
250 Unemployment Compensation	150.96
260 Workers' Compensation	2,354.94

<b>Total Personnel Services – Employee Benefits</b>	<b>\$215,306.71</b>
---	---------------------

**300 Purchased Professional and Technical Services**

329 Professional Educational Services – Other	1,250.00
330 Other Professional Services	29,165.00
340 Technical Services	160.00
350 Security / Safety Services	350,638.70

<b>Total Purchased Professional and Technical Services</b>	<b>\$381,213.70</b>
--	---------------------

**400 Purchased Property Services**

410 Cleaning Services	4,581.00
430 Repairs and Maintenance Services	26,805.75
440 Rentals	3,135.00

<b>Total Purchased Property Services</b>	<b>\$34,521.75</b>
--	--------------------

**500 Other Purchased Services**

510 Student Transportation Services	69,220.61
520 Insurance – General	38,641.00
530 Communications	1,497.17
550 Printing and Binding	5,223.83
580 Travel	12,430.45

<b>Total Other Purchased Services</b>	<b>\$127,013.06</b>
---------------------------------------	---------------------

**600 Supplies**

610 General Supplies	95,784.90
630 Food	1,350.00
640 Books and Periodicals	150.00
650 Supplies & Fees – Technology Related	12,942.00

<b>Total Supplies</b>	<b>\$110,226.90</b>
-----------------------	---------------------

**700 Property**

752 Capital Equipment – Original and Additional	6,449.36
762 Capitalized Equipment - Replacement	7,575.28

<b>Total Property</b>	<b>\$14,024.64</b>
-----------------------	--------------------

LEA : 121136503 Palmerton Area SD

Printed 3/9/2026 2:28:22 PM

**General Fund (10)**

**3000 Operation of Non-Instructional Services**

**Total**

**800 Other Objects**

810 Dues and Fees	26,464.49
860 Grants To Municipal and Community Service Organizations	13,744.00
890 Miscellaneous Expenditures	36,342.60

<b>Total Other Objects</b>	<b>\$76,551.09</b>
<b>Total 3000 Operation of Non-Instructional Services</b>	<b>\$1,410,795.62</b>

**General Fund (10)**

**3200 Student Activities**

Elementary                      Secondary                      Federal                      Total

<b>100</b>	<b><u>Personnel Services – Salaries</u></b>			
	110 Official / Administrative Salaries			73,397.49
	120 Professional – Educational			317,525.28
	130 Professional – Other			61,000.00

<b>Total Personnel Services – Salaries</b>				<b>\$451,922.77</b>
--	--	--	--	---------------------

<b>200</b>	<b><u>Personnel Services – Employee Benefits</u></b>			
	210 Group Insurance – Contracted Provider			37,572.75
	220 Social Security Contributions			34,200.85
	230 PSERS Retirement Contributions			141,020.97
	250 Unemployment Compensation			150.96
	260 Workers’ Compensation			2,354.86

<b>Total Personnel Services – Employee Benefits</b>				<b>\$215,300.39</b>
---	--	--	--	---------------------

<b>300</b>	<b><u>Purchased Professional and Technical Services</u></b>			
	329 Professional Educational Services – Other			1,250.00
	330 Other Professional Services			29,165.00
	340 Technical Services			160.00
	350 Security / Safety Services			15,252.02

<b>Total Purchased Professional and Technical Services</b>				<b>\$45,827.02</b>
--	--	--	--	--------------------

<b>400</b>	<b><u>Purchased Property Services</u></b>			
	410 Cleaning Services			4,581.00
	430 Repairs and Maintenance Services			26,805.75
	440 Rentals			3,135.00

<b>Total Purchased Property Services</b>				<b>\$34,521.75</b>
--	--	--	--	--------------------

<b>500</b>	<b><u>Other Purchased Services</u></b>			
	510 Student Transportation Services			69,220.61
	520 Insurance – General			38,641.00
	530 Communications			1,497.17
	550 Printing and Binding			5,223.83
	580 Travel			11,280.45

<b>Total Other Purchased Services</b>				<b>\$125,863.06</b>
---------------------------------------	--	--	--	---------------------

<b>600</b>	<b><u>Supplies</u></b>			
	610 General Supplies			95,423.90
	630 Food			1,350.00
	640 Books and Periodicals			150.00
	650 Supplies & Fees – Technology Related			12,942.00

<b>Total Supplies</b>				<b>\$109,865.90</b>
-----------------------	--	--	--	---------------------

<b>700</b>	<b><u>Property</u></b>			
	752 Capital Equipment – Original and Additional			6,449.36
	762 Capitalized Equipment - Replacement			7,575.28

<b>Total Property</b>				<b>\$14,024.64</b>
-----------------------	--	--	--	--------------------

**800 Other Objects**

LEA : 121136503 Palmerton Area SD

Printed 3/9/2026 2:28:22 PM

General Fund (10)

3200 Student Activities

Elementary

Secondary

Federal

Total

800 Other Objects

810 Dues and Fees

26,464.49

890 Miscellaneous Expenditures

27,790.00

**Total Other Objects**

**\$54,254.49**

**Total 3200 Student Activities**

**\$1,051,580.02**

LEA : 121136503 Palmerton Area SD

Printed 3/9/2026 2:28:22 PM

**General Fund (10)**

**3300 Community Services**

Elementary                      Secondary                      Federal                      Total

**100 Personnel Services – Salaries**

100 Personnel Services – Salaries 15.00 15.00

**Total Personnel Services – Salaries** **\$15.00** **\$15.00**

**200 Personnel Services – Employee Benefits**

220 Social Security Contributions 1.15 1.15

230 PSERS Retirement Contributions 5.09 5.09

260 Workers' Compensation 0.08 0.08

**Total Personnel Services – Employee Benefits** **\$6.32** **\$6.32**

**300 Purchased Professional and Technical Services**

350 Security / Safety Services 335,386.68

**Total Purchased Professional and Technical Services** **\$335,386.68**

**500 Other Purchased Services**

580 Travel 1,150.00

**Total Other Purchased Services** **\$1,150.00**

**600 Supplies**

610 General Supplies 361.00 361.00

**Total Supplies** **\$361.00** **\$361.00**

**800 Other Objects**

860 Grants To Municipal and Community Service Organizations 13,744.00

890 Miscellaneous Expenditures 2,707.60

**Total Other Objects** **\$16,451.60**

**Total 3300 Community Services** **\$382.32** **\$353,370.60**

LEA : 121136503 Palmerton Area SD

Printed 3/9/2026 2:28:22 PM

General Fund (10)

3400 Scholarships and Awards

Elementary

Secondary

Federal

Total

800 Other Objects

890 Miscellaneous Expenditures

5,845.00

**Total Other Objects**

**\$5,845.00**

**Total 3400 Scholarships and Awards**

**\$5,845.00**

**General Fund (10)**

**4000 Facilities Acquisition, Construction and Improvement Services**

Total

**300 Purchased Professional and Technical Services**

330 Other Professional Services

92,666.80

**Total Purchased Professional and Technical Services**

**\$92,666.80**

**400 Purchased Property Services**

450 Construction Services

115,575.00

**Total Purchased Property Services**

**\$115,575.00**

**Total 4000 Facilities Acquisition, Construction and Improvement Services**

**\$208,241.80**

LEA : 121136503 Palmerton Area SD

Printed 3/9/2026 2:28:33 PM

General Fund (10)

4200 Existing Site Improvement Services

Elementary

Secondary

Federal

Total

400 Purchased Property Services

450 Construction Services

62,000.00

**Total Purchased Property Services**

**\$62,000.00**

**Total 4200 Existing Site Improvement Services**

**\$62,000.00**

LEA : 121136503 Palmerton Area SD

Printed 3/9/2026 2:28:33 PM

General Fund (10)

	<u>Elementary</u>	<u>Secondary</u>	<u>Federal</u>	<u>Total</u>
4400 Architecture and Engineering Services / Educational Specifications – Improvements				
300 <u>Purchased Professional and Technical Services</u>				
330 Other Professional Services				92,666.80
<b>Total Purchased Professional and Technical Services</b>				<b>\$92,666.80</b>
<b>Total 4400 Architecture and Engineering Services / Educational Specifications – Improvements</b>				<b>\$92,666.80</b>

LEA : 121136503 Palmerton Area SD

Printed 3/9/2026 2:28:33 PM

General Fund (10)

	<u>Elementary</u>	<u>Secondary</u>	<u>Federal</u>	<u>Total</u>
4600 Existing Building Improvement Services				
400 <u>Purchased Property Services</u>				
450 Construction Services			53,575.00	53,575.00
<b>Total Purchased Property Services</b>			<b>\$53,575.00</b>	<b>\$53,575.00</b>
<b>Total 4600 Existing Building Improvement Services</b>			<b>\$53,575.00</b>	<b>\$53,575.00</b>

**General Fund (10)**

**5000 Other Expenditures and Financing Uses**

**Total**

**800 Other Objects**

830 Interest 513,203.76

**Total Other Objects \$513,203.76**

**900 Other Uses of Funds**

910 Redemption of Principal 1,690,599.76

932 Capital Reserve Fund Transfers Applicable To Fund 32 250,000.00

939 Other Fund Transfers 200,000.00

**Total Other Uses of Funds \$2,140,599.76**

**Total 5000 Other Expenditures and Financing Uses \$2,653,803.52**

General Fund (10)

	<u>Elementary</u>	<u>Secondary</u>	<u>Federal</u>	<u>Total</u>
<b>5100 Debt Service / Other Expenditures and Financing Uses</b>				
<b>800 Other Objects</b>				
830 Interest				513,203.76
<b>Total Other Objects</b>				<b>\$513,203.76</b>
<b>900 Other Uses of Funds</b>				
910 Redemption of Principal				1,690,599.76
<b>Total Other Uses of Funds</b>				<b>\$1,690,599.76</b>
<b>Total 5100 Debt Service / Other Expenditures and Financing Uses</b>				<b>\$2,203,803.52</b>

LEA : 121136503 Palmerton Area SD

Printed 3/9/2026 2:28:44 PM

General Fund (10)

	<u>Elementary</u>	<u>Secondary</u>	<u>Federal</u>	<u>Total</u>
<b>5110 Debt Service</b>				
<b>800 Other Objects</b>				
830 Interest				513,162.75
<b>Total Other Objects</b>				<b>\$513,162.75</b>
<b>900 Other Uses of Funds</b>				
910 Redemption of Principal				1,672,071.00
<b>Total Other Uses of Funds</b>				<b>\$1,672,071.00</b>
<b>Total 5110 Debt Service</b>				<b>\$2,185,233.75</b>

LEA : 121136503 Palmerton Area SD

Printed 3/9/2026 2:28:44 PM

General Fund (10)

	<u>Elementary</u>	<u>Secondary</u>	<u>Federal</u>	<u>Total</u>
<b>5140 Leases and Other Right-to-Use Arrangements</b>				
<b>800 Other Objects</b>				
830 Interest				41.01
<b>Total Other Objects</b>				<b>\$41.01</b>
<b>900 Other Uses of Funds</b>				
910 Redemption of Principal				18,528.76
<b>Total Other Uses of Funds</b>				<b>\$18,528.76</b>
<b>Total 5140 Leases and Other Right-to-Use Arrangements</b>				<b>\$18,569.77</b>

LEA : 121136503 Palmerton Area SD

Printed 3/9/2026 2:28:44 PM

General Fund (10)

5200 Interfund Transfers – Out

Elementary

Secondary

Federal

Total

900 Other Uses of Funds

932 Capital Reserve Fund Transfers Applicable To Fund 32

250,000.00

939 Other Fund Transfers

200,000.00

**Total Other Uses of Funds**

**\$450,000.00**

**Total 5200 Interfund Transfers – Out**

**\$450,000.00**

LEA : 121136503 Palmerton Area SD

Printed 3/9/2026 2:28:44 PM

General Fund (10)

5230 Capital Projects Fund Transfers

Elementary

Secondary

Federal

Total

900 Other Uses of Funds

932 Capital Reserve Fund Transfers Applicable To Fund 32

250,000.00

**Total Other Uses of Funds**

**\$250,000.00**

**Total 5230 Capital Projects Fund Transfers**

**\$250,000.00**

LEA : 121136503 Palmerton Area SD

Printed 3/9/2026 2:28:44 PM

General Fund (10)

5250 Enterprise Fund Transfers

Elementary

Secondary

Federal

Total

900 Other Uses of Funds

939 Other Fund Transfers

200,000.00

**Total Other Uses of Funds**

**\$200,000.00**

**Total 5250 Enterprise Fund Transfers**

**\$200,000.00**

LEA : 121136503 Palmerton Area SD

Printed 3/9/2026 2:28:25 PM

**Student Sponsored Activity Fund (21)**

**3000 Operation of Non-Instructional Services**

**Total**

**600 Supplies**

630 Food 403.12

**Total Supplies \$403.12**

**800 Other Objects**

860 Grants To Municipal and Community Service Organizations 877.81

890 Miscellaneous Expenditures 250.00

**Total Other Objects \$1,127.81**

**Total 3000 Operation of Non-Instructional Services \$1,530.93**

LEA : 121136503 Palmerton Area SD

Printed 3/9/2026 2:28:25 PM

Student Sponsored Activity Fund (21)

3200 Student Activities

Elementary

Secondary

Federal

Total

600 Supplies

630 Food

403.12

**Total Supplies**

**\$403.12**

800 Other Objects

860 Grants To Municipal and Community Service Organizations

877.81

890 Miscellaneous Expenditures

250.00

**Total Other Objects**

**\$1,127.81**

**Total 3200 Student Activities**

**\$1,530.93**

LEA : 121136503 Palmerton Area SD

Printed 3/9/2026 2:28:18 PM

**Capital Reserve Fund - § 1431 (32)**

**2000 Support Services**

**Total**

**300 Purchased Professional and Technical Services**

390 Other Purchased Professional and Technical Services

4,232.60

**Total Purchased Professional and Technical Services**

**\$4,232.60**

**700 Property**

762 Capitalized Equipment - Replacement

42,981.68

**Total Property**

**\$42,981.68**

**Total 2000 Support Services**

**\$47,214.28**

LEA : 121136503 Palmerton Area SD

Printed 3/9/2026 2:28:18 PM

Capital Reserve Fund - § 1431 (32)

2600 Operation and Maintenance of Plant Services

Elementary

Secondary

Federal

Total

300 Purchased Professional and Technical Services

390 Other Purchased Professional and Technical Services

4,232.60

**Total Purchased Professional and Technical Services**

**\$4,232.60**

700 Property

762 Capitalized Equipment - Replacement

42,981.68

**Total Property**

**\$42,981.68**

**Total 2600 Operation and Maintenance of Plant Services**

**\$47,214.28**

LEA : 121136503 Palmerton Area SD

Printed 3/9/2026 2:28:18 PM

Capital Reserve Fund - § 1431 (32)

2620 Operation of Buildings Services

Elementary

Secondary

Federal

Total

300 Purchased Professional and Technical Services

390 Other Purchased Professional and Technical Services

4,232.60

**Total Purchased Professional and Technical Services**

**\$4,232.60**

700 Property

762 Capitalized Equipment - Replacement

42,981.68

**Total Property**

**\$42,981.68**

**Total 2620 Operation of Buildings Services**

**\$47,214.28**

LEA : 121136503 Palmerton Area SD

Printed 3/9/2026 2:28:40 PM

**Capital Reserve Fund - § 1431 (32)**

**4000 Facilities Acquisition, Construction and Improvement Services**

**Total**

**300 Purchased Professional and Technical Services**

330 Other Professional Services

149,905.65

**Total Purchased Professional and Technical Services**

**\$149,905.65**

**400 Purchased Property Services**

450 Construction Services

1,727,200.76

**Total Purchased Property Services**

**\$1,727,200.76**

**Total 4000 Facilities Acquisition, Construction and Improvement Services**

**\$1,877,106.41**

LEA : 121136503 Palmerton Area SD

Printed 3/9/2026 2:28:40 PM

Capital Reserve Fund - § 1431 (32)

4400 Architecture and Engineering Services / Educational Specifications – Improvements

Elementary

Secondary

Federal

Total

300 Purchased Professional and Technical Services

330 Other Professional Services

149,905.65

**Total Purchased Professional and Technical Services**

**\$149,905.65**

**Total 4400 Architecture and Engineering Services / Educational Specifications – Improvements**

**\$149,905.65**

LEA : 121136503 Palmerton Area SD

Printed 3/9/2026 2:28:40 PM

Capital Reserve Fund - § 1431 (32)

4600 Existing Building Improvement Services

Elementary

Secondary

Federal

Total

400 Purchased Property Services

450 Construction Services

1,727,200.76

**Total Purchased Property Services**

**\$1,727,200.76**

**Total 4600 Existing Building Improvement Services**

**\$1,727,200.76**

	<u>General Fund(10)</u>	<u>Student Sponsored Activity Fund(21)</u>	<u>Public Purpose Trust(27)</u>	<u>Other Compt Approved (28)</u>	<u>Athletic / Activity(29)</u>
<b>1000 Instruction</b>					
1100 Regular Programs - Elementary / Secondary	16,265,719.46				
1200 Special Programs - Elementary / Secondary	8,304,041.54				
1300 Vocational Education	2,091,579.55				
1400 Other Instructional Programs - Elementary / Secondary	229,124.49				
1500 Nonpublic School Programs	2,478.00				
1600 Adult Education Programs	185,431.04				
1800 Pre-Kindergarten	314,000.00				
<b>Total Instruction</b>	<b>\$27,392,374.08</b>				
<b>2000 Support Services</b>					
2100 Support Services - Students	1,167,074.78				
2200 Support Services - Instructional Staff	768,777.59				
2300 Support Services - Administration	1,938,960.09				
2400 Support Services - Pupil Health	401,122.34				
2500 Support Services - Business	553,809.97				
2600 Operation and Maintenance of Plant Services	2,988,417.45				
2700 Student Transportation Services	1,420,697.52				
2800 Support Services - Central	688,495.16				
2900 Other Support Services	19,635.94				
<b>Total Support Services</b>	<b>\$9,946,990.84</b>				
<b>3000 Operation of Non-Instructional Services</b>					
3200 Student Activities	1,051,580.02	1,530.93			
3300 Community Services	353,370.60				
3400 Scholarships and Awards	5,845.00				
<b>Total Operation of Non-Instructional Services</b>	<b>\$1,410,795.62</b>	<b>\$1,530.93</b>			
<b>4000 Facilities Acquisition, Construction and Improvement Services</b>					
4200 Existing Site Improvement Services	62,000.00				
4400 Architecture and Engineering Services / Educational Specifications - Improvements	92,666.80				
4600 Existing Building Improvement Services	53,575.00				
<b>Total Facilities Acquisition, Construction and Improvement Services</b>	<b>\$208,241.80</b>				
<b>5000 Other Expenditures and Financing Uses</b>					
5100 Debt Service / Other Expenditures and Financing Uses	2,203,803.52				
5200 Interfund Transfers - Out	450,000.00				
<b>Total Other Expenditures and Financing Uses</b>	<b>\$2,653,803.52</b>				
<b>TOTAL ACTUAL EXPENDITURES &amp; OTHER FINANCING USES</b>	<b>\$41,612,205.86</b>			<b>\$1,530.93</b>	

	<u>Capital Reserve (690.1850)(31)</u>	<u>Capital Reserve (1431)(32)</u>	<u>Other Capital Projects Fund(39)</u>	<u>Debt Service(40)</u>	<u>Permanent(90)</u>
--	---------------------------------------	-----------------------------------	--	-------------------------	----------------------

<b>1000 Instruction</b>					
1100 Regular Programs - Elementary / Secondary					
1200 Special Programs - Elementary / Secondary					
1300 Vocational Education					
1400 Other Instructional Programs - Elementary / Secondary					
1500 Nonpublic School Programs					
1600 Adult Education Programs					
1800 Pre-Kindergarten					

<b>Total Instruction</b>					
--------------------------	--	--	--	--	--

<b>2000 Support Services</b>					
2100 Support Services - Students					
2200 Support Services - Instructional Staff					
2300 Support Services - Administration					
2400 Support Services - Pupil Health					
2500 Support Services - Business					
2600 Operation and Maintenance of Plant Services					47,214.28
2700 Student Transportation Services					
2800 Support Services - Central					
2900 Other Support Services					

<b>Total Support Services</b>					<b>\$47,214.28</b>
-------------------------------	--	--	--	--	--------------------

<b>3000 Operation of Non-Instructional Services</b>					
3200 Student Activities					
3300 Community Services					
3400 Scholarships and Awards					

<b>Total Operation of Non-Instructional Services</b>					
--	--	--	--	--	--

<b>4000 Facilities Acquisition, Construction and Improvement Services</b>					
4200 Existing Site Improvement Services					
4400 Architecture and Engineering Services / Educational Specifications - Improvements					149,905.65
4600 Existing Building Improvement Services					1,727,200.76

<b>Total Facilities Acquisition, Construction and Improvement Services</b>					<b>\$1,877,106.41</b>
--	--	--	--	--	-----------------------

<b>5000 Other Expenditures and Financing Uses</b>					
5100 Debt Service / Other Expenditures and Financing Uses					
5200 Interfund Transfers - Out					

<b>Total Other Expenditures and Financing Uses</b>					
--	--	--	--	--	--

**Total**

<b>1000 <u>Instruction</u></b>	
1100 Regular Programs - Elementary / Secondary	16,265,719.46
1200 Special Programs - Elementary / Secondary	8,304,041.54
1300 Vocational Education	2,091,579.55
1400 Other Instructional Programs - Elementary / Secondary	229,124.49
1500 Nonpublic School Programs	2,478.00
1600 Adult Education Programs	185,431.04
1800 Pre-Kindergarten	314,000.00
<b>Total Instruction</b>	<b>\$27,392,374.08</b>
<b>2000 <u>Support Services</u></b>	
2100 Support Services - Students	1,167,074.78
2200 Support Services - Instructional Staff	768,777.59
2300 Support Services - Administration	1,938,960.09
2400 Support Services - Pupil Health	401,122.34
2500 Support Services - Business	553,809.97
2600 Operation and Maintenance of Plant Services	3,035,631.73
2700 Student Transportation Services	1,420,697.52
2800 Support Services - Central	688,495.16
2900 Other Support Services	19,635.94
<b>Total Support Services</b>	<b>\$9,994,205.12</b>
<b>3000 <u>Operation of Non-Instructional Services</u></b>	
3200 Student Activities	1,053,110.95
3300 Community Services	353,370.60
3400 Scholarships and Awards	5,845.00
<b>Total Operation of Non-Instructional Services</b>	<b>\$1,412,326.55</b>
<b>4000 <u>Facilities Acquisition, Construction and Improvement Services</u></b>	
4200 Existing Site Improvement Services	62,000.00
4400 Architecture and Engineering Services / Educational Specifications - Improvements	242,572.45
4600 Existing Building Improvement Services	1,780,775.76
<b>Total Facilities Acquisition, Construction and Improvement Services</b>	<b>\$2,085,348.21</b>
<b>5000 <u>Other Expenditures and Financing Uses</u></b>	
5100 Debt Service / Other Expenditures and Financing Uses	2,203,803.52
5200 Interfund Transfers - Out	450,000.00
<b>Total Other Expenditures and Financing Uses</b>	<b>\$2,653,803.52</b>
<b>TOTAL ACTUAL EXPENDITURES &amp; OTHER FINANCING USES</b>	<b>\$43,538,057.48</b>

LEA : 121136503 Palmerton Area SD

Printed 3/9/2026 2:29:03 PM

**PSERS Salary Data (Salary Data should relate to the General Fund only)**

<b>Amount Description</b>	<b>Amount</b>
Total Salary Base for salaries subject to PSERS withholding	5,133,374.00
Total Federally Funded salaries subject to PSERS withholding	697,817.00
	<hr/>

**Title I Expenditure Data**

<b>Amount Description</b>	<b>Amount</b>
Expenditures Funded with Current Title I Funds	384,132.00
<b>Total Title I Expenditure Data</b>	<b>\$384,132.00</b>
	<hr/>

**Title IV Revenue Data**

<b>Amount Description</b>	<b>Amount</b>
Revenue from Title IV-A-1: Student Support and Academic Enrichment Grants	31,525.00
	<hr/>

1 .	<b><u>Current Special Education Expenditures within Function 1000</u></b> See list of exclusions in the note below.	4,773,241.38
2 .	<b><u>Current Special Education Expenditures within Function 2000</u></b> See list of exclusions in the note below.	1,193,946.47
2A.	<b><u>Current Special Education Expenditures within Sub-Function 2100</u></b> This data should also be included in line 2 above. See list of exclusions in the note below.	558,587.86
2B.	<b><u>Current Special Education Expenditures within Sub-Function 2200</u></b> This data should also be included in line 2 above. See list of exclusions in the note below.	48,444.26
2C.	<b><u>Current Special Education Expenditures within Sub-Function 2700</u></b> This data should also be included in line 2 above. See list of exclusions in the note below.	559,405.07
3.	<b><u>Current Special Education Expenditures within Sub-Function 3100</u></b> See list of exclusions in the note below.	
4.	<b><u>Current Special Education Expenditures within Sub-Function 3200</u></b> See list of exclusions in the note below.	

Note: The Current Special Education Expenditure amounts for each line should be calculated as follows:

- \* Include the total expenditures for special education costs from all governmental funds and the food service fund 51 for the function/sub-function requested
- \* Exclude data from sub-functions: 1243,1450,1500,1600,1807,2280,2450,2750,2990
- \* Exclude data from objects: 322,511,512,516,561,562,564,566,592,593,594,595,596,597,700,830,899

**Benefits for Staff Relative to Collective Bargaining Agreements**

	OBJECT	COVERED	NOT COVERED	TOTAL
<b>10 General Fund</b>				
	211 Medical Insurance			
	212 Dental Insurance			
	215 Eye Care Insurance			
	216 Prescription Insurance			
	271 Self-Insurance Medical Benefits	3,520,996.00	224,502.00	3,745,498.00
	272 Self-Insurance Dental Benefits	129,843.00	9,957.00	139,800.00
	275 Self-Insurance Eye Care Benefits			
	276 Self-Insurance Prescription Benefits			
	<b>FUND TOTAL</b>		<b>\$3,650,839.00</b>	<b>\$234,459.00</b>
<b>50 Enterprise Fund</b>	No Self Insurance data to report			
	211 Medical Insurance			
	212 Dental Insurance			
	215 Eye Care Insurance			
	216 Prescription Insurance			
	271 Self-Insurance Medical Benefits			
	272 Self-Insurance Dental Benefits			
	275 Self-Insurance Eye Care Benefits			
	276 Self-Insurance Prescription Benefits			
	<b>FUND TOTAL</b>			
<b>60 Internal Service Fund</b>	No Self Insurance data to report			
	211 Medical Insurance			
	212 Dental Insurance			
	215 Eye Care Insurance			
	216 Prescription Insurance			
	271 Self-Insurance Medical Benefits			
	272 Self-Insurance Dental Benefits			
	275 Self-Insurance Eye Care Benefits			
	276 Self-Insurance Prescription Benefits			
	<b>FUND TOTAL</b>			
<b>Total of All Funds</b>		<b>\$3,650,839.00</b>	<b>\$234,459.00</b>	<b>\$3,885,298.00</b>

LEA : 121136503 Palmerton Area SD

Printed 3/9/2026 2:29:12 PM

Function	Special Education (Prior Year)	Nonspecial Education (Prior Year)	Total (Prior Year)	Special Education (Current Year)	Nonspecial Education (Current Year)	Total (Current Year)
2120 Guidance Services	243,438.21	365,157.31	608,595.52	343,608.22	515,412.34	859,020.56
2140 Psychological Services	201,702.75	22,411.42	224,114.17	167,520.25	18,613.35	186,133.60
2150 Speech Pathology and Audiology Services						
2160 Social Work Services	46,649.88	69,974.83	116,624.71	47,459.39	71,189.08	118,648.47
2260 Instruction and Curriculum Development Services	35,317.38	200,131.80	235,449.18	48,444.26	274,517.46	322,961.72
2350 Legal and Accounting Services	7,599.12	68,392.07	75,991.19	7,488.68	67,398.12	74,886.80
2420 Medical Services				1,378.48	26,191.02	27,569.50
2440 Nursing Services	17,435.84	331,280.88	348,716.72	18,642.12	354,200.34	372,842.46
2700 Student Transportation Services	571,466.32	857,199.49	1,428,665.81	559,405.07	839,107.60	1,398,512.67
<b>Total</b>	<b>\$1,123,609.50</b>	<b>\$1,914,547.80</b>	<b>\$3,038,157.30</b>	<b>\$1,193,946.47</b>	<b>\$2,166,629.31</b>	<b>\$3,360,575.78</b>

(PRINCIPAL AMOUNTS ONLY)

**GOVERNMENTAL FUNDS/ ACTIVITIES**

	Short-Term Borrowing	General Obligation Bonds/Notes	Authority Building Obligations	Leases, Other Right to Use Arrangements	Extended Term Financing Agreements	Other Long Term Debt/Liabilities	OPEB, Comp Abs, Net Pension Liab	Total
1. Debt at Beginning of Fiscal Year		21,145,000.00		18,528.00	111,067.00		45,478,687.00	66,753,282.00
2. Additional Debt Incurred During Year							988,588.00	988,588.00
3. Retirements and Repayments		1,640,000.00		18,528.00	32,071.00		1,963,096.00	3,653,695.00
4. Debt at End of Fiscal Year		19,505,000.00			78,996.00		44,504,179.00	64,088,175.00
5. Accreted Interest at End Of Fiscal Year								
6. Total Debt and Accreted Interest		19,505,000.00			78,996.00		44,504,179.00	64,088,175.00
7. Current Portion P&I - Due within 1 year		2,156,375.00			33,897.00		137,560.00	2,327,832.00
8. Interest Paid during current fiscal year		507,805.75		41.00	5,356.57			513,203.32

(PRINCIPAL AMOUNTS ONLY)

**PROPRIETARY FUNDS**

	Short-Term Borrowing	General Obligation Bonds/Notes	Authority Building Obligations	Leases, Other Right to Use Arrangements	Extended Term Financing Agreements	Other Long Term Debt/Liabilities	OPEB, Comp Abs, Net Pension Liab	Total
1. Debt at Beginning of Fiscal Year							1,147,793.00	1,147,793.00
2. Additional Debt Incurred During Year							24,776.00	24,776.00
3. Retirements and Repayments							1,573.00	1,573.00
4. Debt at End of Fiscal Year							1,170,996.00	1,170,996.00
5. Accreted Interest at End Of Fiscal Year								
6. Total Debt and Accreted Interest							1,170,996.00	1,170,996.00
7. Current Portion P&I - Due within 1 year								
8. Interest Paid during current fiscal year								

**Total Principal and Interest Payments Made by Your School - All Funds**

Function	Fund		Principal (910)	Principal (920)	Interest (830)	Total (Principal +Interest)	Misc Other Uses (990)
5110	10	General Fund	1,672,071.00		513,162.75	2,185,233.75	
5110	20	Special Revenue Funds					
5110	30	Capital Projects Funds					
5110	40	Debt Service Fund					
5110	90	Permanent Fund					
5120	10	General Fund					
5120	20	Special Revenue Funds					
5120	30	Capital Projects Funds					
5120	40	Debt Service Fund					
5140	10	General Fund	18,528.76		41.01	18,569.77	
5140	20	Special Revenue Funds					
5140	30	Capital Projects Funds					
5140	40	Debt Service Fund					
5140	90	Permanent Fund					
<b>Total Debt Payments - Governmental Funds</b>			<b>\$1,690,599.76</b>		<b>\$513,203.76</b>	<b>\$2,203,803.52</b>	

Function	Fund		Principal (910)	Principal (920)	Interest (830)	Total (Principal +Interest)
5110	50	Enterprise Fund				
5110	60	Internal Service Fund				
5120	50	Enterprise Fund				
5120	60	Internal Service Fund				
5140	50	Enterprise Fund				
5140	60	Internal Service Fund				
<b>Total Debt Payments - Proprietary Funds</b>						

LEA : 121136503 Palmerton Area SD

Printed 3/9/2026 2:29:15 PM

**Debt Details**  
**Governmental Funds/ Activities**

Debt Category	Debt Issue Date (MM/YYYY)	Principal Amounts Only			Debt at End of Fiscal Year	Current Portion Due Within One Year (Principal and Interest)	Interest Paid During Fiscal Year
		Debt at Beginning of Fiscal Year	Additions	Reductions / Repayments			
General Obligation Bonds/Notes – CIB	11/2021	8,915,000.00		235,000.00	8,680,000.00	456,200.00	221,560.66
General Obligation Bonds/Notes – CIB	02/2021	2,785,000.00		1,370,000.00	1,415,000.00	1,436,225.00	57,631.19
General Obligation Bonds/Notes – CIB	11/2020	9,445,000.00		35,000.00	9,410,000.00	263,950.00	228,613.90
Leases and Other Right to Use Arrangements		18,528.00		18,528.00			41.00
Extended Term Financing Agreements		111,067.00		32,071.00	78,996.00	33,897.00	5,356.57
Compensated Absences		141,649.00	838,604.00		980,253.00	137,560.00	
Net Pension Liability		39,918,920.00		1,927,854.00	37,991,066.00		
Other Post-Employment Benefits (OPEB)		5,418,118.00	149,984.00	35,242.00	5,532,860.00		
<b>Totals for Debt Entered:</b>		<b>\$66,753,282.00</b>	<b>\$988,588.00</b>	<b>\$3,653,695.00</b>	<b>\$64,088,175.00</b>	<b>\$2,327,832.00</b>	<b>\$513,203.32</b>

**Bond Details**  
**Proprietary Funds**

Debt Category	Debt Issue Date (MM/YYYY)	Principal Amounts Only			Debt at End of Fiscal Year	Current Portion Due Within One Year (Principal and Interest)	Interest Paid During Fiscal Year
		Debt at Beginning of Fiscal Year	Additions	Reductions / Repayments			
Compensated Absences		500.00	21,877.00		22,377.00		
Net Pension Liability		1,103,507.00		1,573.00	1,101,934.00		
Other Post-Employment Benefits (OPEB)		43,786.00	2,899.00		46,685.00		
<b>Totals for Debt Entered:</b>		<b>\$1,147,793.00</b>	<b>\$24,776.00</b>	<b>\$1,573.00</b>	<b>\$1,170,996.00</b>		

**General Fund (10)**

**Section 1: Tuition/Purchased Services as Reported within Expenditure Detail**

	<b>Amount</b>
Tuition Reported in General Fund Expenditures 1000-560	6,165,010.81
Purchased Services in General Fund Expenditures 1000-594 and 1000-597	

<b>Section 1 Total</b>	<b>\$6,165,010.81</b>
------------------------	-----------------------

**Section 2: Tuition Paid to Institution Types During Fiscal Year**

	<b>Tuition Paid For Nonspecial Education</b>	<b>Tuition Paid For Special Education</b>	<b>Total</b>
1 1306 Institutions			
2 Institutionalized Children's Programs			
3 Juveniles Incarcerated in Adult Facilities			
4 Residential Treatment Facilities			
5 Other Local Education Agencies	2,263.18	67,865.83	70,129.01
6 Brick and Mortar Charter Schools	195,041.42	76,326.68	271,368.10
7 Cyber Charter Schools	968,403.82	1,079,222.75	2,047,626.57
8 Career and Technology Centers	1,686,246.50	292,884.94	1,979,131.44
9 Approved Private Schools	1,424,297.01	187,027.64	1,611,324.65
10 PA Chartered Schools for the Deaf and Blind			
11 Private Residential Rehabilitative Institutions			
12 Juvenile Detention Centers			
13 Special Program Jointures			
14 Other Tuition Not Included Elsewhere In This Section	185,431.04		185,431.04

<b>Section 2 Total</b>	<b>\$4,461,682.97</b>	<b>\$1,703,327.84</b>	<b>\$6,165,010.81</b>
------------------------	-----------------------	-----------------------	-----------------------

LEA : 121136503 Palmerton Area SD

Printed 3/9/2026 2:29:35 PM

Fund	School	School Number	Local Personnel	Local Nonpersonnel	State Personnel	State Nonpersonnel	Federal Personnel	Federal Nonpersonnel	Total	Explanation
10	Palmerton Area HS	4734	7,049,836.96	1,620,114.09	39,787.08	50,921.81	41,349.40	3,391.25	8,805,400.59	
	Palmerton Area JHS	7140	3,589,363.05	557,532.66	21,682.82	22,134.40	79,491.12	4,774.14	4,274,978.19	
	Parkside Education Center	7993	1,856,145.61	382,417.81	457,452.11	14,466.32	111,531.34	4,781.48	2,826,794.67	
	S S Palmer El Sch	7172	5,701,807.20	818,654.44	32,250.45	41,743.58	536,503.11	20,976.30	7,151,935.08	
	Towamensing El Sch	1319	5,310,989.03	915,374.73	38,564.61	45,957.08	313,874.06	20,678.72	6,645,438.23	
<b>Total</b>			<b>23,508,141.85</b>	<b>4,294,093.73</b>	<b>589,737.07</b>	<b>175,223.19</b>	<b>1,082,749.03</b>	<b>54,601.89</b>	<b>29,704,546.76</b>	