

Pwosesis Verifikasyon Elèv Retounen (R.S.V.P.) Enstriksyon yo

1. Login to Skyward Family Access – vizite [Kay - Metwopoliten SD nan Lawrence Township](#), chwazi 'Paran' nan tèt paj la, Lè sa a, anba Zouti Paran chwazi Skyward - Deja gen yon kont Skyward? - Antre nan Skyward; Log in lè l sèvi avèk non itilizatè Aksè Fanmi ou ak modpas

 METROPOLITAN SCHOOL DISTRICT OF LAWRENCE TOWNSHIP

PARENTS STUDENTS EMPLOYEES QUICKLINKS ▾

🔍  ENGLISH

MENU ☰

Parents

Click the tabs below to learn more about digital tools for parents.

[Skyward](#) [ParentSquare](#) [eLearning](#) [Canvas](#) [SeeSaw](#) [HELPMé App](#) [Crisis Line](#)

Skyward

Skyward gives parents the ability to track their student's progress throughout the year. Parents can see missing work, grades, attendance and discipline, as well as access to past report cards.

Already have a Skyward Account?

Log in using your Username and Password. Use the drop down arrow next to the house icon to choose New Student Enrollment. Select the tile for New Student Enrollment, then follow steps below to "enroll online."

[ENTER SKYWARD](#)

Skyward Troubleshooting Resources

The documents linked below will help you with account access and change requests.

[SKYWARD ACCOUNT TROUBLESHOOTING](#)

[SKYWARD PARENT CHANGE REQUEST - FAMILY PHONE OR EMAIL UPDATE](#)



LAWRENCE SCHOOL DISTRICT

Username

Password

 [Show](#)

Sign In >

[Forgot your Username or Password?](#)

OR

**Sign In with Single
Sign-On (Azure)(PRD)**

K: Mwen pa konnen Non itilizatè mwen; ki jan pou mwen jwenn enfòmasyon sa a?

- Kontakte biwo devan lekòl ou a epi mande non itilizatè aksè fanmi Skyward ou an. Anplwaye yo pral voye yon imèl nan adrès la lye nan kont gadyen legal ou nan Skyward, ki gen ladan non itilizatè ou ak lye pou Reyajiste modpas ou.
- Imèl la ap gen sijè a "Enfòmasyon sou Kont Aksè Fanmi"

K: Kouman pou mwen Reyajiste Skyward Modpas mwen an?

- Vizite sitwèb LT la: [Paran - Metropolitan SD of Lawrence Township](#)
- Chwazi Skyward > Antre nan Skyward
- Nan ekran an login, chwazi 'Bliye Non itilizatè oswa Modpas?' anba bouton an Siyen an vèt

Sign In >

Forgot your Username or Password?

- Antre Non itilizatè ou oswa Adrès Imèl ou nan jaden an epi chwazi 'Soumèt'.

Username or Email Address

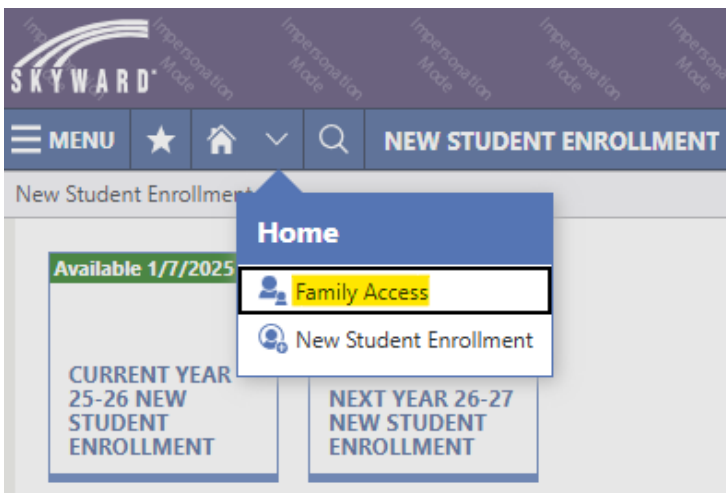
Submit >

- Ou pral resevwa yon imèl ki gen sijè a "Reprann Non itilizatè oswa Modpas" ki gen Non itilizatè ou ak yon lyen pou Reyajiste Modpas ou.
- Tcheke Spam ou oswa kabinaj dosye si ou pa resevwa imèl la.

2. Chwazi mozayik ki make **R.S.V.P.**



* Si ou pa wè mozayik R.S.V.P., asire w ke ou se nan Aksè Fanmi an.



3. Li nan Etap yo R.S.V.P. Lè sa a, chwazi bouton an Green Start.



R.S.V.P. pèmèt paran/gadyen yo REVIZE enfòmasyon kontak yo epi ranpli tout fòm obligatwa pou ane lekòl k ap vini an.

R.S.V.P. dwe ranpli pou chak elèv.

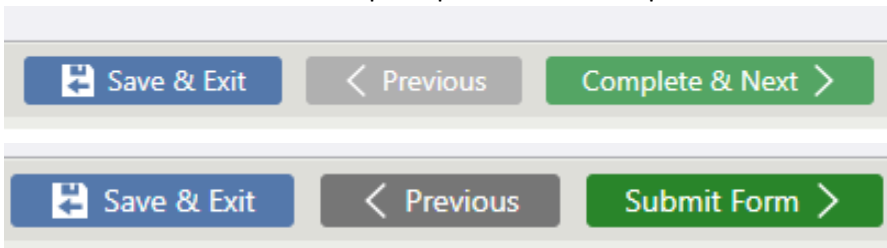
** Ou senpleman ap verifye enfòmasyon sou elèv yo; sa a se pa yon demann pou chanje lekòl ni yon verifikasyon sou kote yo pral ale nan pwochen ane lekòl la.*

Si ou ta renmen mande yon aktyalizasyon nan nimewo telefòn ou oswa imèl, tanpri chwazi tab la Pwofil Elèv nan Aksè Fanmi an, Lè sa a, sèvi ak bouton an 'Edit' akote 'ENFÒMASYON FANMI OU'.

**Si ou bezwen mete adrès ou ajou, tanpri pote dokimantasyon obligatwa yo nan lekòl elèv ou a pou konplete yon chanjman adrès.*


4. Verifye enfòmasyon sou elèv yo Chwazi **Ranpli & Next** pou avanse pou pwochen etap la
Remak: Bwat lonbraj pa ka chanje Si ou bezwen mete enfòmasyon yo ajou nan yon bwat ki gen lonbraj, tanpri kontakte lekòl pitit ou a
5. Verifikasyon Adrès Fanmi se pou revizyon ou sèlman. Si adrès la pa kòrèk, w ap bezwen pote dokimantasyon obligatwa yo nan lekòl pitit ou a pou w konplete yon chanjman adrès. Chwazi **Ranpli & Next** pou avanse pou pwochen etap la

Remak: Kòm ou deplase nan pwosesis la, yon **mak BLE** ap parèt akote etap sa yo ranpli nan ankadreman an sou bò gòch la.
6. Kontinye nan Etap ki rete yo nan Pwosesis Verifikasyon Elèv Retounen yo. Yon etap pa pral konsidere kòm konplè jiskaske **yo te chwazi bouton** an Ranpli & Next ak yon mak **BLUE** parèt akote etap la.
7. Ou ka navige ant ekran lè l sèvi avèk bouton Previous ak **Ranpli & Next** oswa pa chwazi etap la soti nan ankadreman a sou bò gòch la.
8. Si ou bezwen tounen nan verifikasyon an pita, ou ka chwazi 'Sove & sòti' pou sòti fòm lan. Li pral sove kòm 'Nan pwogrè' jiskaske li se relouvri ak soumèt. Yon fwa yo soumèt fòm ou a, li pa ka modifye.
9. Yon fwa tout etap yo Ranpli epi yo gen yon **mak BLUE** akote yo, chwazi **Soumèt fòm**. Lè ou wè mesaj 'Mèsi!', yo soumèt fòm ou nan lekòl la.
10. Pwosesis sa a dwe konplete pou chak elèv ki ap retounen.



New Student Enrollment Information

✓ 18 of 18  Step 1 (Required)

- ✓ Instructions
-  New Student Enrollment Information (Required)
- ✓ New Student Guardian Information (Required)
- ✓ Emergency Contact Information (Required)
- ✓ Requested Documents (Required)
- ✓ STUDENT NETWORK/INTERNET ACCEPTABLE USE (Required)
- ✓ ADDITIONAL STUDENT INFO & ENROLLMENT (Required)
- ✓ Home Language Survey (Required)
- ✓ Race and Ethnicity Form (Required)
- ✓ 1:1 Policy Student/Family Responsibility (Required)
- ✓ Medical Provider Information (Required)
- ✓ 2026-2027 Health Conditions (Required)
- ✓ 2026-2027 Additional Medical Information (Required)
- ✓ 2026-2027 CONSENT/HIPPAA Authorization (Required)
- ✓ CHIRP (v2021) (Required)
- ✓ 2026-2027 Bus Information (Required)
- ✓ 2026-2027 MSDLT School Family Handbook (Required)
- ✓ 2026-2027 Work Survey (Required)
- ✓ 2026-2027 Housing Questionnaire (Required)