

TIMBERLANE REGIONAL SCHOOL DISTRICT

Serving the Communities of Atkinson, Danville, Plaistow, Sandown

*Timberlane Regional Budget Committee
Dennis Heffernan, Chair
Joshua Horns, Vice Chair*

*Timberlane Regional School Board
Nancy Steenson, Chair
Peter Bealo, Vice Chair*

*Dr. Earl Metzler, Superintendent of Schools
Dr. Roxanne Wilson, Assistant Superintendent
George Stokinger, Business Administrator*

January 14, 2016

Timberlane Performing Arts Center
Plaistow, NH - 7:00 PM

PUBLIC HEARING ON THE PROPOSED 2016-17 BUDGET AND REVIEW OF THE WARRANT

1. Call to Order – Dennis Heffernan, Budget Committee Chair
2. Introduction of Committee and Board members
3. Pledge of Allegiance
4. Opening Comments from the Superintendent
5. Presentation of the Budget – Dennis Heffernan
6. Review of the Warrant – School Board members
7. Other Business
8. Adjournment

The Budget Committee and School Board will meet separately immediately following the public hearing to take recommendation action on warrant articles 2-9.

All public hearing materials and presentations are available on the School Board website listed under Board Documents. You may access the Board's website via www.timberlane.net.

The MISSION of the Timberlane Regional School District is to engage all students in challenging and relevant learning opportunities, emphasizing high aspirations and personal growth.



Public Hearing on the 2016-17 Budget with Review of Warrant

January 14, 2016
Timberlane Performing Arts Center
40 Greenough Road, Plaistow, NH



Opening Comments from the Superintendent of Schools

Dr. Earl Metzler



PRESENTATION AGENDA

REVIEW OF WARRANT AND BUDGET

- First and Second Sessions of the Annual Meeting
- Article 1: Election of Officers – Filing Period
- Article 2: The Operating Budget (with a review of the budget process and the Default Budget)
- Article 3: Capital Reserve Fund
- Article 4: 3-Year Collective Bargaining Agreement – TTA
- Article 5: Authorization for Special Meeting on Cost Items – TTA
- Article 6: Danville Elementary Sprinkler System
- Article 7: Middle School Renovation Study
- Article 8: General Acceptance of Reports
- Articles 9: Citizens Petition



FIRST SESSION OF ANNUAL MEETING

First Session of Annual Meeting (Deliberative)

You are hereby notified to meet at the Timberlane Regional High School, 36 Greenough Road, Plaistow, New Hampshire, on Thursday, the 4th day of February 2016, at 7:00 p.m. This session shall consist of explanation, discussion, and debate of warrant articles number 2 through number 9. Warrant articles may be amended subject to the following limitations: (a) warrant articles whose wording is prescribed by law shall not be amended, (b) warrant articles that are amended shall be placed on the official ballot for a final vote on the main motion, as amended, and (c) no warrant article shall be amended to eliminate the subject matter of the article.



SECOND SESSION OF ANNUAL MEETING

Second Session of Annual Meeting (Voting)

Voting on warrant articles number 1 through number 9 will be conducted by official ballot to be held in conjunction with town meeting voting to be held on Tuesday, the 8th day of March, 2016, at the Town election polls in Atkinson, Danville, Plaistow, and Sandown, New Hampshire.

Atkinson will vote at the Atkinson Community Center 7am-8pm

Danville will vote at the Danville Community Center 8am-7pm

Plaistow will vote at Pollard School 7am-8pm

Sandown will vote at the Sandown Town Hall 8am-8pm

ARTICLE 1 – ELECTION OF OFFICERS

To choose the following school district officers:

Danville Voters	School Board Member	3-year Term
Plaistow Voters	School Board Member	3-year Term
Sandown Voters	School Board Member	3-Year Term
Atkinson Voters	Budget Committee Member	1-Year Term
Danville Voters	Budget Committee Member	3-Year Term
Plaistow Voters	Budget Committee Member	3-Year Term
Sandown Voters	Budget Committee Member	3-Year Term

Filing period for candidacy is January 20th through January 29th at the Superintendent's Office, 30 Greenough Road, Plaistow.



ARTICLE 2 – OPERATING BUDGET

Shall the voters of the Timberlane Regional School District raise and appropriate as an operating budget, not including appropriations by special warrant articles and other appropriations voted separately, the amounts set forth on the budget posted with the warrant or as amended by vote of the first session, for the purposes set forth therein, totaling **\$69,333,958**? Should this article be defeated, the operating budget shall be **\$70,108,969** which is the same as last year, with certain adjustments required by previous action of the Timberlane Regional School District or by law; or the governing body may hold one special meeting, in accordance with RSA 40:13, X and XVI, to take up the issue of a revised operating budget only. Note: Warrant Article 2 (the operating budget) does not include appropriations proposed under any other warrant articles. (MAJORITY VOTE REQUIRED)



BUDGET PROCESS

- Building Level Needs
 - Building Administrators
 - Directors
- Review & Recommendation
 - School Board
 - Budget Committee
- Public Deliberation
- Vote

NEED BASED BUDGET REQUESTS

Total 2015-2016 Budget:	\$68,321,710	
Administrative Requests		
• Increase of:	\$3,063,056	4.48%
Committee & Board Adjustments		
• Decrease of:	(\$2,050,808)	
Proposed Budget Summary		
• Increase of:	\$1,012,248	1.48%

Total 2016-2017 Proposed Budget

\$69,333,958



BUDGET DRIVERS

The major budget drivers affecting most of the change:

- Employee Salaries (\$414,874)
 - Net Decrease in Staff of 21.1 FTE
- Employee Insurance \$1,559,520
- Other Employee Benefits (\$49,651)
- Site & Building Projects \$449,890
- SAU 55 \$242,419
- Utilities \$76,067
- Equipment (\$113,043)



BUDGET DRIVERS

- Instruction Related
 - Books, Supplies and Equipment (\$148,051)
 - Out of District Tuition (\$282,797)
- Other
 - Bond Interest (\$84,000)
 - Capital Reserve Contribution (\$249,999)

HIGHLIGHTS –INC/(DEC) BY FUNCTION

1100 Regular Education (\$1,291,512)

1200 Special Education (\$167,769)

1420 Athletics \$11,381

1600 Evening Division \$6,193

21xx Support Services - Students (\$28,123)

221x Support Services - Staff & Admin \$17,272

222x Library/Media Services \$759

231x School Board Expenses \$37,720

2320 SAU 55 \$242,419

HIGHLIGHTS -INC/(DEC) BY FUNCTION

2410 Office of the Principal \$255,644

26xx Operation & Maintenance of Plant \$126,920

272x Transportation (\$119)

2840 Information Management \$127,428

2900 Support Services - Benefits \$1,509,869

4200/4600 Major Maintenance/Renovation \$449,890

51xx Bond Principal & Interest (\$84,000)

5250 Capital Reserve & Federal Grants (\$249,999)

2016-2017 Budget Increase \$1,012,248

DEFAULT BUDGET

Should the proposed budget be defeated, the Default Budget would be: \$70,108,969

Default:	\$70,108,969
Proposed:	<u>\$69,333,958</u>
Difference:	(\$775,011)

Items in the default budget not in the proposed are discretionary items such as: staff reductions and non affiliated increases.

DEFAULT BUDGET OF THE SCHOOL

OF: Timberlane Regional School District, NH
 Fiscal Year From July 1, XXXX to June 30, XXXX

RSA 40:13, IX (b) "Default budget" as used in this subdivision means the **amount of the same appropriations as contained in the operating budget authorized for the previous year, reduced and increased, as the case may be, by debt service, contracts, and other obligations previously incurred or mandated by law, and reduced by one-time expenditures contained in the operating budget.** For the purposes of this paragraph, one-time expenditures shall be appropriations not likely to recur in the succeeding budget, **as determined by the governing body,** unless the provisions of RSA 40:14-b are adopted, of the local political subdivision.

Acct.#	PURPOSE OF APPROPRIATIONS (RSA 32:3,V)	Prior Year Adopted Operating Budget	Reductions & Increases	Minus 1-Time Appropriations	DEFAULT BUDGET
INSTRUCTION					
1100-1199	Regular Programs	19,843,604	(44,637)		19,798,967



ARTICLE 3 – CAPITAL RESERVE FUND

Shall the voters of the Timberlane Regional School District raise and appropriate up to **\$250,000** to be placed in the School Building Construction, Reconstruction, Capital Improvement and Land Purchase Capital Reserve Fund established in 1996, with such amount to be transferred from those funds in the June 30, 2016 unassigned fund balance available for transfer on July 1 of this year which were apportioned as Capital Expenses in 2015-2016 in accordance with Article 6 of the Timberlane Regional School District Articles of Agreement? No amount to be raised by taxation. (MAJORITY VOTE REQUIRED)

ARTICLE 3 – CAPITAL RESERVE FUND

[Intent: This article puts money aside for future capital improvements. Money is only put into this Capital Reserve Fund if it is available at the end of the fiscal year. Capital expense appropriations are calculated in accordance with the Timberlane Regional School District Articles of Agreement (Article 6) apportionment formula as follows:

“The capital expenses of the Timberlane Regional School District payable in each fiscal year shall be apportioned on the equalized valuation as most currently available as determined by the State Tax Commission”.]

ARTICLE 4 – 3-YEAR COLLECTIVE BARGAINING AGREEMENT (TTA)

Shall the voters of the Timberlane Regional School District approve the cost items included in the collective bargaining agreement reached between the Timberlane Teachers Association and the Timberlane Regional School Board, which calls for the following increases in salaries and benefits at the current staffing levels over the amount paid in the prior fiscal year:

Fiscal Year	<u>2016-17</u>	<u>2017-18</u>	<u>2018-19</u>
Estimated Increase	\$611,032	\$633,573	\$724,684

3-Year Total: \$1,969,289

ARTICLE 4 – 3-YEAR COLLECTIVE BARGAINING AGREEMENT (TTA)

AND

further to raise and appropriate the sum of **\$611,032** for the 2016-17 fiscal year, such sum representing the additional costs attributable to the increase in salaries and benefits required by the new agreement over those that would be paid at the current staffing levels?
(MAJORITY VOTE REQUIRED)

ARTICLE 4 – 3-YEAR COLLECTIVE BARGAINING AGREEMENT (TTA)

[Intent: This article will allow the school district to enter into a successor three-year contract with the Timberlane Teachers Association. The proposed contract ratified by the union and the school board represents a 3% increase in salaries and a \$210k cost savings in insurances for year one, a 2.3% increase in salaries in year two, and a 2.5% increase in salaries in year three.]

ARTICLE 4 – 3-YEAR COLLECTIVE BARGAINING AGREEMENT (TTA)

SUMMARY OF CHANGES

Salaries:

YEAR	Step / increase %	Step / increase %
2016-17	Steps 1-14 / 0.75%	Step 15 / 2.0%
2017-18	Steps 1-14 / 0.5%	Step 15 / 1.0%
2018-19	Steps 1-14 / 0.5%	Step 15 / 1.5%

Severance Pay/Sick Leave Redemption:

- After 10 years service unused sick days may be redeemed at \$20 per day (increased from \$15)
- After 15 years service unused sick days may be redeemed at \$25 per day (increased from \$20)

Sick Bank:

- The sick bank maximum was increased from 600 to 1,000 days. 21

ARTICLE 4 – 3-YEAR COLLECTIVE BARGAINING AGREEMENT (TTA)

Additional changes to the agreement include adding language to address the requirements and mandates of the Affordable Care Act, incorporating the Online Learning Blizzard Bag Days provisions, clarifications to credit and course reimbursement allocations, and permitting the Superintendent to hire candidates up to two steps higher for positions designated as critical shortage areas in an effort to secure qualified, experienced educators.



ARTICLE 5 – AUTHORIZATION FOR SPECIAL MEETING ON COST ITEMS

Shall the voters of the Timberlane Regional School District, if Article 4 is defeated, authorize the Timberlane Regional School Board to call one special meeting, at its option, to address Article 4 cost items only? (Without this Article the District would have to petition Superior Court for a Special School District Meeting. This saves the District the expense of attorney fees and court costs). (MAJORITY VOTE REQUIRED)



ARTICLE 5 – AUTHORIZATION FOR SPECIAL MEETING ON COST ITEMS

[Intent: This article is suggested by the NH Department of Revenue Administration as a cost saving measure.]

ARTICLE 6 – DANVILLE ELEMENTARY SPRINKLER SYSTEM

Shall the voters of the Timberlane Regional School District raise and appropriate up to \$753,000 for the installation of a fire suppression sprinkler system (“Fire Suppression Sprinkler System Capital Project”) in the Danville Elementary School. \$250,000 of this sum to come from funds previously raised in the 2015-2016 operating budget for this purpose with the balance of \$503,000 to be raised by taxation. (MAJORITY VOTE REQUIRED)

Total Project Cost:	\$753,000
Amount to be expended from 2015-2016:	- \$250,000
Amount to be raised by taxation in 2016-2017:	\$503,000



ARTICLE 6 – DANVILLE ELEMENTARY SPRINKLER SYSTEM

[Intent: This article will allow for the installation of a fire suppression sprinkler system (FSSS) at Danville Elementary School. All of our schools have FSSS although some only have FSSS in their boiler rooms. The schools in Sandown and Danville have FSSS in their boiler rooms only. The \$503,000 requested this year will be combined with the \$250,000 previously raised and appropriated from the '15-'16 budget for a total project cost of \$753,000.]

ARTICLE 6 – DANVILLE ELEMENTARY SPRINKLER SYSTEM

According to the National Fire Protection Association "In educational properties, direct property damage per reported fire was 62% lower when wet pipe sprinklers were present, compared to fires with no automatic extinguishing equipment present. " AND "93% of fires in these properties were confined to the room of origin" AND "Over half of the structure fires in these properties (53%) occurred between the hours of 9 a.m. and 3 p.m." A sprinkler system mitigates property damage until the Fire Department arrives.]



ARTICLE 7 – MIDDLE SCHOOL RENOVATION STUDY

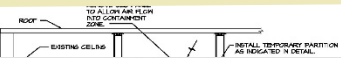
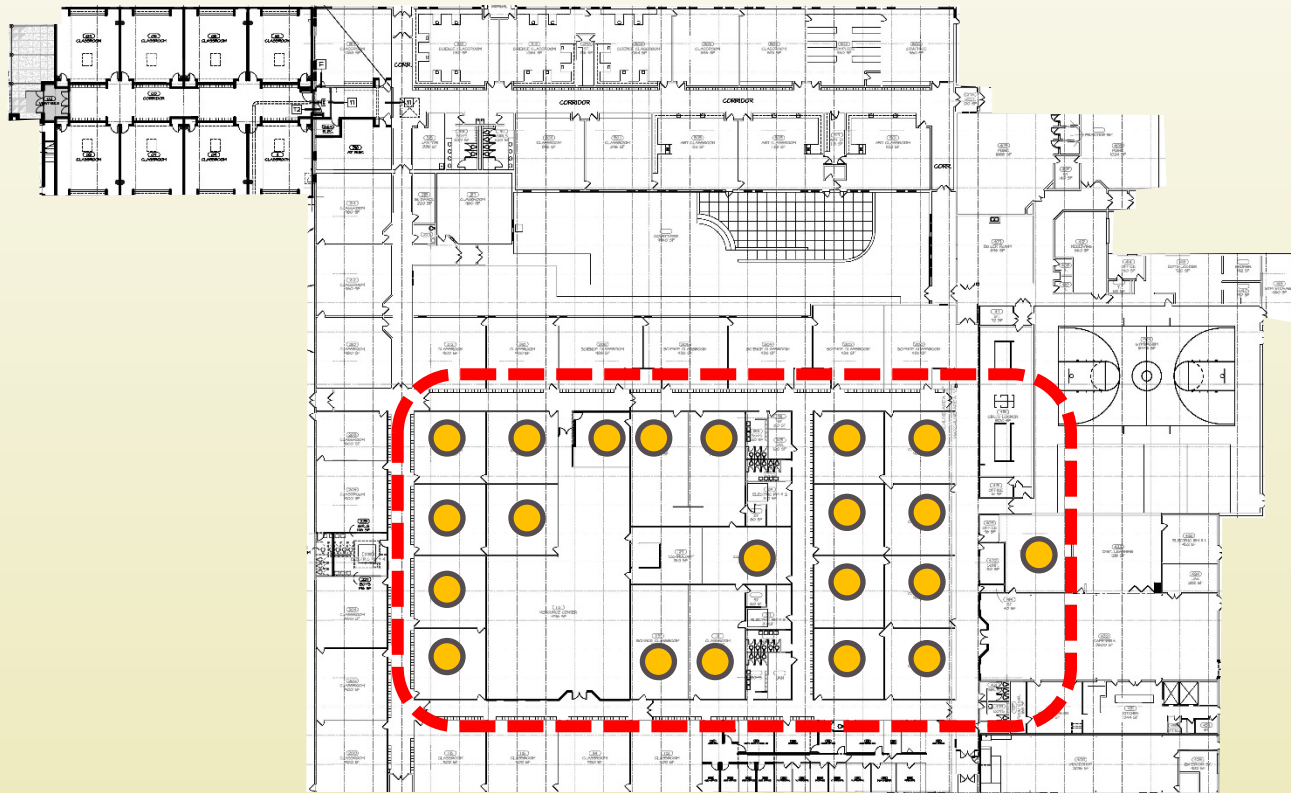
Shall the voters of the Timberlane Regional School District raise and appropriate up to \$30,000 to be used to study improvements to the educational experience of the students utilizing the 21 classrooms at Timberlane Regional Middle School that currently have no windows or skylights.
(MAJORITY VOTE REQUIRED)



ARTICLE 7 – MIDDLE SCHOOL RENOVATION STUDY

[Intent: These 21 classrooms make up one third of all the classrooms at TRMS. All of our 6th and 7th grade students spend time in these classrooms that do not provide any light from the sun or have full spectrum lighting. Studies have shown significant improvement in student achievement when attending school in classrooms with sunlight. This money would be utilized to study available options to improve the experience of the students utilizing these classrooms, such as, but not limited to, lighting and/or skylights.]

ARTICLE 7 – MIDDLE SCHOOL RENOVATION STUDY



NOTES:
1. EXHAUST FROM THE CONSTRUCTION AREA SHALL
BE MAINTAINED 24 HOURS PER DAY EXCEPT DURING
ASBESTOS ABATEMENT OPERATIONS.

ARTICLE 7 – MIDDLE SCHOOL RENOVATION STUDY

Research

- Students with daylight in their classrooms (from windows and skylights) perform 20 to 25% better on reading and math tests than students without access to daylight.
 - The same study shows that students in classrooms with larger window areas progress up to 20% faster than their counterparts in rooms with smaller window areas.
- Heschong Mahone Group 1999*

ARTICLE 7 – MIDDLE SCHOOL RENOVATION STUDY

Research

- Students that had a well-designed skylight in their room, one that diffused the daylight throughout the room and which allowed teachers to control the amount of daylight entering the room, also improved 19-20% faster than those students without a skylight.

California Board for Energy Efficiency 1999

ARTICLE 7 – MIDDLE SCHOOL RENOVATION STUDY

Research

- Students in full spectrum light attended school 3.2 – 3.8 more days per year

Johnson County, NC 2 year study

- Students with the most daylighting in their classrooms progressed 20% faster on math tests and 26% faster on reading tests in one year than those with the least amount of daylighting.

Capistrano School District in Orange County, CA

ARTICLE 7 – MIDDLE SCHOOL RENOVATION STUDY

Research

- Found a 7% improvement in test scores in those classrooms that used daylighting and a 14% to 18% improvement for those students in the classrooms with the largest window areas.

The Poudre Schools District in Fort Collins, CO

- Students in classrooms with the largest window area, or most daylight, were found to be testing 9% to 15% higher than those students in classrooms with the least window area.

Seattle, WA

ARTICLE 7 – MIDDLE SCHOOL RENOVATION STUDY

Research

- Controlled study verified that depression was lowered among those students who experienced learning under full-spectrum lighting. Also, depression actually increased under standard fluorescent lights among the fourth graders.

Titoff, 1999

ARTICLE 7 – MIDDLE SCHOOL RENOVATION STUDY




ARTICLE 7 – MIDDLE SCHOOL RENOVATION STUDY

Questions?



ARTICLE 8 - ACCEPTANCE OF REPORTS

Shall the Timberlane Regional School District accept reports of agents, auditors, and committees as written in the 2015 Annual Report? (MAJORITY VOTE REQUIRED)





ARTICLE 9 – SELF-FUNDING OF FULL-TIME KINDERGARTEN ON WARRANT PETITION BY CATHLEEN GORMAN ET AL

Shall the Timberlane Regional School District require all costs associated with funding a full-time kindergarten program be completely self-funding by private tuition?
(MAJORITY VOTE REQUIRED)



SPECIAL MEETINGS

The School Board will meet immediately following the public hearing in room 719 to take recommendation action on the warrant.

The Budget Committee will meet immediately following the public hearing in room 716 to take action recommendation on the warrant.



DELIBERATIVE SESSION

THURSDAY, FEBRUARY 4, 2016
AT 7:00 PM IN THE
HIGH SCHOOL GYMNASIUM

****VOTER CHECK-IN OPENS AT 6PM IN
THE HIGH SCHOOL CAFETERIA.****

**TIMBERLANE REGIONAL SCHOOL DISTRICT
PROPOSED BUDGET
2016 - 2017**

2016 - 2017 PROPOSED BUDGET	\$69,333,958
2015 - 2016 BUDGET	\$68,321,710
CHANGE FROM 2015 - 2016 BUDGET	\$1,012,248
PERCENTAGE CHANGE	1.48%

Major Factors (over \$25,000)

2900-210	Employee Insurance	\$1,559,520 *
4200/4600-4xx	Site & Building Projects	\$449,890
2320-310	SAU 55	\$242,419 *
2620-62x	Utilities	\$47,683 *
xxxx-320/30/40	Professional Services	\$37,956 *
2410-531	Telephone/ Comm.	\$28,384 *
xxxx-610	Supplies	(\$29,548)
2900-220/23x	FICA, NHRS	(\$57,871)
51xx-830/910	Bond Interest	(\$84,000) *
xxxx-73x	Equipment	(\$113,043)
xxxx-64x/650	Software / Books & Info Resources	(\$148,051) *
5250-930	Capital Reserve	(\$249,999) *
xxxx-56x	Tuition	(\$282,797) *
xxxx-1xx	Salaries	(\$414,874)
	Total Major Factors	\$985,670

*** little discretion \$1,151,115 ***

Timberlane Regional School District
2016 - 2017 Budget Recap (by Object Code) - SORTED BY EXPENSE CHANGE

	<u>Acct</u>	<u>Description</u>	<u>2017 Proposed</u>	<u>2016 Budget</u>	<u>Difference</u>	<u>'15 Budget</u>	<u>'15 Expended</u>	<u>'14 Expended</u>
<u>Salaries:</u>	1xx	Total Salaries	\$32,933,327.63	\$33,348,201.51	(\$414,873.88)	\$33,124,457.91	\$32,015,594.73	\$31,978,514.06
<u>Benefits:</u>	210	Group Insurance	\$9,150,348.00	\$7,590,827.76	\$1,559,520.24	\$8,308,232.62	\$7,148,712.72	\$7,759,931.42
	220	Social Security Contributions	\$2,467,423.00	\$2,477,636.20	(\$10,213.20)	\$2,503,887.57	\$2,387,487.40	\$2,369,376.68
	231	Non-teacher Retirement	\$746,766.86	\$702,053.24	\$44,713.62	\$638,523.14	\$636,944.18	\$650,510.09
	232	Teacher Retirement	\$4,163,525.27	\$4,255,896.78	(\$92,371.51)	\$3,911,291.28	\$3,573,964.89	\$3,536,472.38
	240	Tuition Reimbursement	\$203,514.00	\$203,500.00	\$14.00	\$202,444.56	\$155,529.12	\$177,458.15
	250	Unemployment Compensation	\$32,000.00	\$32,000.00	\$0.00	\$32,000.00	\$29,210.71	\$8,919.99
	260	Worker's Compensation	\$180,852.00	\$172,631.68	\$8,220.32	\$165,992.00	\$128,391.70	\$99,800.03
	290	Other Employee Benefits	\$33,000.00	\$33,000.00	\$0.00	\$33,000.00	\$24,280.27	\$22,672.67
		Subtotal - Salaries & Benefits	\$49,910,756.76	\$48,815,747.17	\$1,095,009.59	\$48,919,829.08	\$46,100,115.72	\$46,603,655.47
<u>Expenses:</u>	450	Construction Services	\$965,800.00	\$647,310.00	\$318,490.00	\$578,590.00	\$440,356.81	\$467,090.36
	310	Official/Admin Services (incl. S	\$1,535,686.00	\$1,293,267.00	\$242,419.00	\$1,168,221.00	\$1,169,700.72	\$1,093,473.01
	43x	Repair and Maintenance	\$789,563.00	\$643,148.00	\$146,415.00	\$628,652.49	\$709,207.94	\$523,620.46
	62x	Utilities / Energy	\$1,308,219.00	\$1,260,536.00	\$47,683.00	\$1,155,200.00	\$938,212.30	\$1,182,189.04
	320-340	Professional Services	\$1,193,366.00	\$1,155,410.00	\$37,956.00	\$1,232,596.01	\$992,263.49	\$757,206.46
	53x	Telephone / Comm.	\$183,928.00	\$155,543.89	\$28,384.11	\$170,420.00	\$187,795.03	\$174,358.22
	520	Insurance	\$200,518.00	\$191,765.68	\$8,752.32	\$184,767.00	\$183,818.00	\$177,086.00
	810	Dues and Fees	\$86,249.00	\$85,375.00	\$874.00	\$87,364.00	\$73,939.22	\$69,537.14
	390	Game Expenses	\$91,449.00	\$90,649.00	\$800.00	\$79,550.00	\$79,021.62	\$75,728.74
	534	Postage	\$5,650.00	\$4,900.00	\$750.00	\$5,400.00	\$2,265.07	\$3,881.26
	880/890	Miscellaneous Expense	\$108,612.00	\$108,600.00	\$12.00	\$95,132.22	\$84,473.99	\$72,400.16
	490	Other Purchased Property Sen	\$5,001.00	\$5,000.00	\$1.00	\$3,800.00	\$3,216.00	\$4,556.27
	410	Water/Sewer/Septic	\$25,000.00	\$25,000.00	\$0.00	\$29,000.00	\$23,492.48	\$20,179.96
	420	Cleaning Services	\$98,000.00	\$98,000.00	\$0.00	\$90,016.00	\$92,991.00	\$95,285.27
	422	Snow Removal	\$11,000.00	\$11,000.00	\$0.00	\$6,700.00	\$27,450.23	\$15,132.50
	441	Rental Land & Buildings	\$34,785.00	\$34,785.00	\$0.00	\$34,785.00	\$34,785.00	\$34,785.00
	540	Advertising	\$8,000.00	\$8,000.00	\$0.00	\$8,000.00	\$1,116.69	\$3,092.36
	519	Student Transportation	\$2,984,148.00	\$2,984,267.12	(\$119.12)	\$2,899,105.17	\$2,746,801.15	\$2,713,475.44
	550	Printing	\$13,260.00	\$13,910.00	(\$650.00)	\$13,710.00	\$12,905.71	\$11,454.25
	580	Travel/Workshops	\$67,844.00	\$74,935.00	(\$7,091.00)	\$83,875.00	\$37,325.82	\$37,087.96
	610	Supplies	\$1,176,262.50	\$1,205,810.82	(\$29,548.32)	\$1,257,567.04	\$1,032,984.66	\$976,120.99
	830/910	Bond Prin. & Interest	\$1,894,000.00	\$1,978,000.00	(\$84,000.00)	\$2,062,000.00	\$2,062,000.00	\$2,146,000.00
	73x	Equipment	\$852,421.82	\$965,464.94	(\$113,043.12)	\$930,912.05	\$633,727.28	\$785,850.78
	64x/650	Books, Info. Res. & Software	\$993,734.55	\$1,141,785.65	(\$148,051.10)	\$1,044,169.18	\$914,880.83	\$744,265.04
	930	Fund Transfers (offset by rever	\$3,052,501.00	\$3,302,500.00	(\$249,999.00)	\$2,942,500.00	\$2,950,573.72	\$3,134,618.15
	56x	Tuition	\$1,738,203.00	\$2,021,000.00	(\$282,797.00)	\$2,016,015.74	\$1,873,608.09	\$1,767,649.38
		Subtotal - Expenses	\$19,423,200.87	\$19,505,963.10	(\$82,762.23)	\$18,808,047.90	\$17,308,912.85	\$17,086,124.20
		Total	\$69,333,957.63	\$68,321,710.27	\$1,012,247.36	\$67,727,876.98	\$63,409,028.57	\$63,689,779.67

TIMBERLANE REGIONAL SCHOOL DISTRICT

2016 - 2017 Proposed Budget

<u>Account</u>	<u>Description</u>	<u>2014-2015 Budget</u>	<u>2014-2015 Expended</u>	<u>2015-2016 Budget</u>	<u>PROPOSED</u>	
					<u>2016-2017 Sch Board</u>	<u>2016-2017 Bud Comm</u>
1100	Regular Programs					
1100.112	PROFESSIONAL SALARIES	16,068,355	15,423,512	16,109,463	15,131,592	15,131,592
1100.114	EDUCATIONAL ASSISTANTS SALARIES	1,021,705	1,061,072	1,135,350	1,196,009	1,196,009
1100.115	OFFICE SALARIES	26,092	26,730	27,588	28,464	28,464
1100.122	SUBSTITUTE SALARIES-TEACHERS	314,526	382,285	314,789	310,000	310,000
1100.123	LONG TERM SUBSTITUTES	130,000	174,400	130,000	150,000	150,000
1100.320	PROFESSIONAL EDUC. SERVICES	2,000	1,175	1,000	1,000	1,000
1100.330	OTHER PROFESSIONAL SERVICES	44,840	36,942	42,550	39,560	39,560
1100.430	REPAIR AND MAINTENANCE	31,383	23,534	46,498	58,679	58,679
1100.550	PRINTING	5,000	5,000	5,000	4,400	4,400
1100.580	TRAVEL/WORKSHOPS	9,900	5,974	11,300	8,809	8,809
1100.610	SUPPLIES	601,106	566,241	563,552	554,151	554,151
1100.640	BOOKS & INFO RESOURCES	430,111	403,977	530,300	334,293	334,293
1100.643	INFORMATION ACCESS FEES	124,603	102,548	127,540	143,163	143,163
1100.650	SOFTWARE	110,567	80,169	103,402	105,680	105,680
1100.733	NEW EQUIPMENT	97,748	41,531	84,625	62,065	62,065
1100.734	NEW COMPUTER EQUIP	177,054	123,272	259,879	108,445	108,445
1100.737	REPLACEMENT EQUIPMENT	41,942	19,007	49,449	70,106	70,106
1100.738	REPLACEMENT COMPUTER EQUIP	310,786	290,920	291,870	236,871	236,871
1100.810	DUES AND FEES	10,955	6,077	9,450	8,806	8,806
	TOTAL	19,558,673	18,774,366	19,843,604	18,552,092	18,552,092
1200	Special Programs					
1200.111	ADMINISTRATIVE SALARIES	249,031	254,000	261,620	352,264	352,264
1200.112	PROFESSIONAL SALARIES	3,526,797	3,392,197	3,538,836	3,548,832	3,548,832
1200.114	EDUCATIONAL ASSISTANTS SALARIES	2,347,117	2,183,340	2,326,792	2,343,686	2,343,686
1200.115	OFFICE SALARIES	65,166	65,913	67,959	70,477	70,477
1200.117	HOME INSTRUCTION/ESOL	77,009	89,804	106,464	106,464	106,464
1200.124	SUBSTITUTE SALARIES-ASSISTANTS	50,000	45,320	50,000	50,000	50,000
1200.330	OTHER PROFESSIONAL SERVICES	470,755	385,984	458,800	443,750	443,750
1200.430	REPAIR AND MAINTENANCE	1,400	1,320	1,500	1,500	1,500
1200.564	TUITION-PRIVATE	1,686,016	1,673,424	1,949,000	1,666,202	1,666,202
1200.569	RESIDENTIAL COST	269,000	159,459	0	1	1
1200.580	TRAVEL/WORKSHOPS	9,940	6,619	8,340	6,305	6,305
1200.610	SUPPLIES	47,415	37,201	58,485	47,441	47,441
1200.640	BOOKS & INFO RESOURCES	20,246	17,358	20,143	21,084	21,084
1200.643	INFORMATION ACCESS FEES	0	0	0	6,225	6,225
1200.650	SOFTWARE	15,000	0	7,250	4,700	4,700
1200.733	NEW EQUIPMENT	9,686	4,059	16,443	15,466	15,466
1200.734	NEW COMPUTER EQUIP	0	0	0	1	1
1200.737	REPLACEMENT EQUIPMENT	6,052	1,640	1,500	3,964	3,964
1200.738	REPLACEMENT COMPUTER EQUIP	15,257	15,191	25,000	42,000	42,000
1200.810	DUES AND FEES	0	0	0	1	1
	TOTAL	8,865,885	8,332,829	8,898,132	8,730,363	8,730,363
1300	Vocational Programs					
1300.561	TUITION-OTHER LEA'S IN STATE	61,000	40,725	72,000	72,000	72,000
	TOTAL	61,000	40,725	72,000	72,000	72,000
1410	Extra-Curricular Activities					
1410.112	PROFESSIONAL SALARIES	106,909	96,888	107,554	104,671	104,671
1410.610	SUPPLIES	33,000	19,423	36,000	39,098	39,098
1410.733	NEW EQUIPMENT	0	0	0	3,000	3,000
1410.810	DUES AND FEES	13,250	12,930	13,500	13,504	13,504
1410.890	MISCELLANEOUS EXPENSE	29,600	28,317	32,500	32,511	32,511
	TOTAL	182,759	157,558	189,554	192,784	192,784

TIMBERLANE REGIONAL SCHOOL DISTRICT

2016 - 2017 Proposed Budget

<u>Account</u>	<u>Description</u>	<u>2014-2015 Budget</u>	<u>2014-2015 Expended</u>	<u>2015-2016 Budget</u>	<u>PROPOSED</u>	
					<u>2016-2017 Sch Board</u>	<u>2016-2017 Bud Comm</u>
1420	School Athletics					
1420.111	ADMINISTRATIVE SALARIES	95,791	98,000	100,940	104,031	104,031
1420.112	PROFESSIONAL SALARIES	258,865	220,786	258,865	258,865	258,865
1420.115	OFFICE SALARIES	28,415	37,369	38,238	39,278	39,278
1420.330	OTHER PROFESSIONAL SERVICES	37,130	29,320	29,325	29,325	29,325
1420.390	GAME EXPENSES	79,550	79,022	90,649	91,449	91,449
1420.430	REPAIR AND MAINTENANCE	7,700	7,043	7,700	7,700	7,700
1420.520	INSURANCE	9,800	8,851	9,800	9,800	9,800
1420.580	TRAVEL/WORKSHOPS	975	561	975	975	975
1420.610	SUPPLIES	47,970	46,850	33,948	47,448	47,448
1420.643	INFORMATION ACCESS FEES	1,800	1,799	2,850	2,500	2,500
1420.733	NEW EQUIPMENT	15,245	2,380	23,999	14,000	14,000
1420.737	REPLACEMENT EQUIPMENT	7,225	958	6,925	10,225	10,225
1420.810	DUES AND FEES	8,825	7,550	8,825	8,825	8,825
1420.880	MISCELLANEOUS EXPENSE	6,500	5,117	5,500	5,500	5,500
1420.890	HOCKEY/SKI/SWIM FEES	38,600	32,974	50,600	50,600	50,600
	TOTAL	644,391	578,580	669,139	680,521	680,521
1430	Summer School					
1430.112	PROFESSIONAL SALARIES	20,200	19,200	20,200	25,081	25,081
1430.320	PROFESSIONAL EDUC. SERVICES	1,600	0	3,000	3,000	3,000
1430.610	SUPPLIES	165	46	300	300	300
1430.640	BOOKS & INFO RESOURCES	0	0	0	1	1
	TOTAL	21,965	19,246	23,500	28,382	28,382
1490	Driver Education					
1490.111	ADMINISTRATIVE SALARIES	(50)	0	0	0	0
1490.112	PROFESSIONAL SALARIES	130,016	0	0	0	0
1490.430	REPAIR AND MAINTENANCE	4,000	0	0	0	0
1490.610	SUPPLIES	300	0	0	0	0
1490.626	GASOLINE	9,000	0	0	0	0
	TOTAL	143,266	0	0	0	0
1600	Evening Div. / Adult-Cont Ed Prog					
1600.111	ADMINISTRATIVE SALARIES	41,286	0	43,050	43,051	43,051
1600.112	PROFESSIONAL SALARIES	102,050	103,896	102,050	116,050	116,050
1600.115	PROFESSIONAL SALARIES	0	7,003	9,509	7,500	7,500
1600.320	PROFESSIONAL EDUC. SERVICES	0	0	16,000	10,000	10,000
1600.610	SUPPLIES	8,704	8,704	11,164	11,164	11,164
1600.640	BOOKS & INFO RESOURCES	492	492	800	1,000	1,000
1600.643	INFORMATION ACCESS FEES	19,422	19,422	29,340	29,340	29,340
1600.650	SOFTWARE	0	0	0	1	1
	TOTAL	171,954	139,517	211,913	218,106	218,106
1800	Other Community Services					
1820.118	COMMUNITY SERVICE	1	0	1	1	1
	TOTAL	1	0	1	1	1
2112	Attendance & Social Work Services					
2112.111	ADMINISTRATIVE SALARIES	76,875	77,000	79,310	81,372	81,372
2112.112	PROFESSIONAL SALARIES	0	0	0	1	1
2112.320	PROFESSIONAL EDUCATIONAL SERV.	1,000	0	0	1	1
2112.580	TRAVEL/WORKSHOPS	0	0	0	1	1
	TOTAL	77,875	77,000	79,310	81,375	81,375

TIMBERLANE REGIONAL SCHOOL DISTRICT

2016 - 2017 Proposed Budget

Account	Description	2014-2015 Budget	2014-2015 Expended	2015-2016 Budget	PROPOSED	
					2016-2017 Sch Board	2016-2017 Bud Comm
2122	Guidance Services					
2122.111	ADMINISTRATIVE SALARIES	84,065	87,000	89,610	93,216	93,216
2122.112	PROFESSIONAL SALARIES	1,027,051	955,366	936,548	939,714	939,714
2122.115	OFFICE SALARIES	125,281	120,362	123,926	127,623	127,623
2122.320	PROFESSIONAL EDUCATIONAL SERV.	9,565	5,773	8,830	9,950	9,950
2122.534	POSTAGE	900	0	200	150	150
2122.550	PRINTING	2,710	1,808	2,410	2,360	2,360
2122.580	TRAVEL/WORKSHOPS	500	226	250	250	250
2122.610	SUPPLIES	5,543	4,300	6,258	5,486	5,486
2122.640	BOOKS & INFO RESOURCES	2,122	1,481	2,773	1,658	1,658
2122.733	NEW EQUIPMENT	380	0	0	1	1
2122.737	REPLACEMENT EQUIPMENT	0	0	800	1,002	1,002
2122.810	DUES AND FEES	150	0	0	1	1
	TOTAL	1,258,266	1,176,316	1,171,605	1,181,411	1,181,411
2134	Health Services					
2134.113	NURSES SALARIES	534,493	542,422	580,578	599,886	599,886
2134.115	OFFICE SALARIES	43,212	44,790	45,675	47,075	47,075
2134.330	OTHER PROFESSIONAL SERVICES	7,625	3,588	7,625	2,850	2,850
2134.340	TECHNICAL SERVICES	5,000	5,000	5,000	5,000	5,000
2134.430	REPAIR AND MAINTENANCE	900	648	1,000	1,300	1,300
2134.580	TRAVEL/WORKSHOPS	500	24	1,000	201	201
2134.610	SUPPLIES	23,000	14,215	23,000	21,507	21,507
2134.640	BOOKS & INFO RESOURCES	700	311	700	406	406
2134.733	NEW EQUIPMENT	1,170	1,011	1,000	1,005	1,005
2134.737	REPLACEMENT EQUIPMENT	1,000	0	1,000	2,657	2,657
2134.810	DUES AND FEES	0	0	0	1	1
	TOTAL	617,600	612,009	666,578	681,888	681,888
2143	Psychological Services					
2143.112	PROFESSIONAL SALARIES	362,708	353,961	368,813	315,048	315,048
2143.330	OTHER PROFESSIONAL SERVICES	10,425	415	9,000	6,000	6,000
2143.580	TRAVEL/WORKSHOPS	1,000	284	3,000	1,000	1,000
2143.610	SUPPLIES	10,147	10,069	17,150	11,625	11,625
2143.640	BOOKS & INFO RESOURCES	525	498	525	525	525
2143.733	NEW EQUIPMENT	350	0	0	2,000	2,000
2143.737	REPLACEMENT EQUIPMENT	0	0	0	1	1
2149.810	SERESC	15,000	14,155	15,000	15,000	15,000
	TOTAL	400,155	379,383	413,488	351,199	351,199
2152	Speech Pathology & Audio					
2152.112	PROFESSIONAL SALARIES	716,575	692,294	713,093	713,096	713,096
2152.114	EDUCATIONAL ASSISTANTS SALARIES	152,704	143,189	153,902	160,042	160,042
2152.330	OTHER PROF SERVICES	111,900	92,395	111,800	111,800	111,800
2152.580	TRAVEL/WORKSHOPS	700	577	200	200	200
2152.610	SUPPLIES	5,970	5,620	5,709	8,598	8,598
2152.640	BOOKS & INFO RESOURCES	340	208	953	1,134	1,134
2152.733	NEW EQUIPMENT	8,160	1,385	11,417	11,250	11,250
2152.737	REPLACEMENT EQUIPMENT	0	0	0	1	1
2152.810	DUES AND FEES	0	0	0	1	1
	TOTAL	996,350	935,669	997,074	1,006,122	1,006,122
2190	Other Pupil Services					
2190.112	PROF. SALARIES (offset by revenue)	100,000	52,965	100,000	100,000	100,000
2190.330	OTHER PROF SERVICES	0	0	0	1	1
	TOTAL	100,000	52,965	100,000	100,001	100,001

TIMBERLANE REGIONAL SCHOOL DISTRICT

2016 - 2017 Proposed Budget

Account	Description	2014-2015 Budget	2014-2015 Expended	2015-2016 Budget	PROPOSED	
					2016-2017 Sch Board	2016-2017 Bud Comm
2210 Improvement of Instruction						
2210.320	PROFESSIONAL EDUCATIONAL SERV.	106,800	108,413	60,000	60,251	60,251
2210.330	NEASC EVALUATION	1,000	0	1,000	1,001	1,001
2213.111	ADMINISTRATIVE SALARIES	187,011	191,000	196,730	216,300	216,300
2213.112	PROFESSIONAL SALARIES	26,000	0	26,000	26,000	26,000
2213.240	PROFESSIONAL IMPROVEMENT	202,445	155,529	203,500	203,514	203,514
2213.320	IN-SERVICE TRAINING	140,758	61,796	155,030	150,892	150,892
2213.321	IN-SERVICE REGIONAL	9,450	6,039	10,050	9,116	9,116
2213.580	TRAVEL/WORKSHOPS	15,000	0	8,000	8,001	8,001
2213.610	SUPPLIES	4,000	1,953	4,000	4,000	4,000
2213.640	BOOKS & INFO RESOURCES	3,500	2,577	2,500	2,500	2,500
2219.610	OTHER EXPENSE-INST	2,500	2,490	2,500	5,007	5,007
	TOTAL	698,464	529,797	669,310	686,582	686,582
2222 Education Media Services						
2222.112	PROFESSIONAL SALARIES	358,702	357,022	369,572	367,482	367,482
2222.114	EDUCATIONAL ASSISTANTS SALARIES	146,907	144,327	149,257	151,979	151,979
2222.610	SUPPLIES	7,392	7,157	7,485	7,436	7,436
2222.640	BOOKS & INFO RESOURCES	62,847	60,068	60,747	59,106	59,106
2222.641	WORKBOOKS	12,573	9,845	14,002	10,605	10,605
2222.643	INFORMATION ACCESS FEES	36,620	36,080	44,909	50,574	50,574
2222.733	NEW EQUIPMENT	2,909	2,400	175	1,464	1,464
2222.737	REPLACEMENT EQUIPMENT	1,850	1,396	6,329	4,100	4,100
2223.112	PROFESSIONAL SALARIES	900	900	900	902	902
2223.430	REPAIR AND MAINTENANCE	1,080	1,052	1,500	1,558	1,558
2223.580	TRAVEL/WORKSHOPS	400	0	400	401	401
2223.610	SUPPLIES	5,144	3,885	4,345	4,337	4,337
2223.640	AUDIO VISUAL	7,996	6,352	7,077	6,379	6,379
2223.733	NEW EQUIPMENT	3,203	1,769	1,740	2,178	2,178
2223.737	REPLACEMENT EQUIPMENT	242	123	1,764	941	941
2224.340	TECHNICAL SERVICES	0	0	0	1	1
	TOTAL	648,764	632,376	670,202	669,443	669,443
2311 School Board Services						
2311.111	SALARIES - SCHOOL BOARD	8,970	9,200	9,200	9,200	9,200
2312.115	SCH BOARD CLK	2,420	2,680	2,480	3,000	3,000
2312.610	SUPPLIES	360	0	360	360	360
2313.111	SALARY - TREAS/ASST	3,315	3,400	3,400	3,400	3,400
2313.610	SUPPLIES	1,000	547	1,000	1,000	1,000
2314.340	ANNUAL MEETING STIPENDS	1,200	1,469	2,000	2,000	2,000
2314.550	PRINTING - ANNUAL RPT & BALLOTS	6,000	6,098	6,500	6,500	6,500
2314.610	ANNUAL MEETING SUPPLIES	400	5,023	450	5,000	5,000
2317.330	OTHER PROF SERVICES-AUDIT	27,000	22,994	27,000	47,000	47,000
2318.330	OTHER PROF SERVICES-LEGAL	74,049	78,904	70,000	80,000	80,000
2319.115	BUDGET COMMITTEE CLERK	1,024	80	1,050	1,500	1,500
2319.340	EXP - SCHOOL BD SUB-COMM	3,000	0	0	2,000	2,000
2319.540	RECRUITMENT	8,000	1,117	8,000	8,000	8,000
2319.580	SCH BOARD CONFERENCES	1,500	1,700	1,500	1,700	1,700
2319.810	DUES AND FEES	15,000	13,593	15,000	15,000	15,000
2319.890	MISCELLANEOUS EXPENSE	20,432	18,066	20,000	20,000	20,000
	TOTAL	173,670	164,870	167,940	205,660	205,660
2320 Office of the Superintendent Serv.						
2320.310	SAU #55 BUDGET	1,113,221	1,113,221	1,238,267	1,480,686	1,480,686
	TOTAL	1,113,221	1,113,221	1,238,267	1,480,686	1,480,686

TIMBERLANE REGIONAL SCHOOL DISTRICT

2016 - 2017 Proposed Budget

Account	Description	2014-2015 Budget	2014-2015 Expended	2015-2016 Budget	PROPOSED	
					2016-2017 Sch Board	2016-2017 Bud Comm
2330 Special Area Administrative Serv.						
2330.111	ADMINISTRATIVE SALARIES	189,880	194,000	199,820	206,002	206,002
2330.112	PROFESSIONAL SALARIES	33,273	33,273	33,606	33,607	33,607
2330.115	OFFICE SALARIES	86,302	90,724	92,079	95,460	95,460
2330.330	OTHER PROF SERVICES	0	0	0	1	1
2330.531	VOICE COMMUNICATIONS	480	240	480	240	240
2330.534	POSTAGE	500	112	500	500	500
2330.580	TRAVEL/WORKSHOPS	9,760	7,819	10,470	10,400	10,400
2330.610	SUPPLIES	600	475	600	600	600
2330.640	BOOKS & INFO RESOURCES	0	0	0	1	1
2330.733	NEW EQUIPMENT	0	0	0	1	1
2330.737	REPLACEMENT EQUIPMENT	0	0	0	1	1
2330.810	DUES AND FEES	0	0	0	1	1
	TOTAL	320,794	326,642	337,555	346,814	346,814
2340 Director of Curriculum						
2340.111	ADMINISTRATIVE SALARIES	212,026	123,714	202,910	209,092	209,092
2340.115	OFFICE SALARIES	32,503	33,361	24,283	34,516	34,516
2340.580	TRAVEL/WORKSHOPS	12,500	2,844	10,000	10,001	10,001
2340.610	SUPPLIES	7,581	2,885	10,000	10,001	10,001
2340.640	BOOKS & INFO RESOURCES	2,000	927	4,000	4,000	4,000
2340.733	NEW EQUIPMENT	0	0	0	3	3
2340.737	REPLACEMENT EQUIPMENT	419	300	0	7,502	7,502
2340.810	DUES AND FEES	2,100	0	0	3	3
	TOTAL	269,129	164,031	251,193	275,118	275,118
2410 Office Of The Principal						
2410.111	ADMINISTRATIVE SALARIES	1,639,736	1,676,490	1,751,325	1,886,681	1,886,681
2410.114	EDUCATIONAL ASSISTANTS SALARIES	0	40	0	0	0
2410.115	OFFICE SALARIES	563,212	595,160	577,962	639,278	639,278
2410.531	VOICE COMMUNICATIONS	169,940	187,555	155,064	183,688	183,688
2410.534	POSTAGE	4,000	2,153	4,200	5,000	5,000
2410.580	TRAVEL/WORKSHOPS	5,500	5,422	5,500	5,600	5,600
2410.610	SUPPLIES	92,221	91,005	99,610	109,641	109,641
2410.640	BOOKS & INFO RESOURCES	3,000	1,876	2,800	3,302	3,302
2410.733	NEW EQUIPMENT	3,825	3,891	3,960	2,681	2,681
2410.737	REPLACEMENT EQUIPMENT	51,349	47,242	50,990	69,677	69,677
2410.810	DUES AND FEES	22,084	19,634	23,600	25,106	25,106
2410.890	MISCELLANEOUS EXPENSE	0	0	0	1	1
	TOTAL	2,554,867	2,630,468	2,675,011	2,930,656	2,930,656
2490 Other Services - School Admin						
2490.111	ADMINISTRATIVE SALARIES	74,822	76,000	78,280	81,577	81,577
2490.112	PROFESSIONAL SALARIES	82,209	79,900	84,210	86,845	86,845
2490.610	GRADUATION EXPENSE	27,024	26,462	27,000	27,500	27,500
	TOTAL	184,055	182,362	189,490	195,922	195,922
2510 Fiscal Services						
2510.310	CONT SERVICES - MEDICAID	55,000	56,480	55,000	55,000	55,000
	TOTAL	55,000	56,480	55,000	55,000	55,000
2610 Operation & Maintenance - Super.						
2610.111	ADMINISTRATIVE SALARIES	78,314	80,000	82,400	85,492	85,492
	TOTAL	78,314	80,000	82,400	85,492	85,492

TIMBERLANE REGIONAL SCHOOL DISTRICT

2016 - 2017 Proposed Budget

Account	Description	2014-2015 Budget	2014-2015 Expended	2015-2016 Budget	PROPOSED	
					2016-2017 Sch Board	2016-2017 Bud Comm
2620 Operation & Maintenance - Plant						
2620.115	OFFICE SALARIES	0	0	0	1	1
2620.116	CUSTODIAL SALARIES	1,382,305	1,433,218	1,383,114	1,487,921	1,487,921
2620.126	SUBSTITUTE SALARIES-CUSTODIAL	0	4,831	0	1	1
2620.290	OTHER EMPLOYEE BENEFITS	28,000	24,280	28,000	28,000	28,000
2620.330	OTHER PROFESSIONAL SERVICES	73,375	86,327	55,000	55,000	55,000
2620.410	WATER/SEWER/SEPTIC	29,000	23,492	25,000	25,000	25,000
2620.420	RUBBISH REMOVAL	63,000	70,317	69,000	69,000	69,000
2620.430	REPAIR AND MAINTENANCE	159,279	168,549	180,000	180,000	180,000
2620.441	RENT - PORTABLES	34,785	34,785	34,785	34,785	34,785
2620.520	INSURANCE	174,967	174,967	181,966	190,718	190,718
2620.580	TRAVEL/WORKSHOPS	15,700	5,275	14,000	14,000	14,000
2620.610	SUPPLIES	166,025	157,485	177,895	179,556	179,556
2620.621	NATURAL GAS	220,000	161,375	317,500	317,504	317,504
2620.622	ELECTRICITY	650,000	570,205	679,480	700,009	700,009
2620.623	BOTTLED GAS	10,000	16,680	18,000	18,002	18,002
2620.624	FUEL OIL	251,200	174,486	227,556	254,704	254,704
2620.643	INFORMATION ACCESS FEES	7,000	6,727	7,000	6,000	6,000
2620.733	NEW EQUIPMENT	0	0	1,600	0	0
2620.737	REPLACEMENT EQUIPMENT	85,000	20,461	85,000	85,003	85,003
	TOTAL	3,349,635	3,133,461	3,484,896	3,645,204	3,645,204
2630 Operation & Maintenance - Grounds						
2630.420	CONTRACT SERVICES	27,016	22,674	29,000	29,000	29,000
2630.422	SNOW REMOVAL	6,700	27,450	11,000	11,000	11,000
2630.430	REPAIR AND MAINTENANCE	2,500	7,344	5,000	5,000	5,000
2630.610	SUPPLIES	150,000	10,742	100,000	50,000	50,000
2630.733	NEW EQUIPMENT	45,285	20,285	12,000	10,000	10,000
2630.737	REPLACEMENT EQUIPMENT	0	0	0	0	0
	TOTAL	231,501	88,495	157,000	105,000	105,000
2640 Operation & Maintenance - Equip.						
2640.430	REPAIR AND MAINTENANCE	152,000	149,485	152,000	155,000	155,000
	TOTAL	152,000	149,485	152,000	155,000	155,000
2650 Operation & Maintenance - Vehicles						
2650.430	REPAIR AND MAINTENANCE	5,000	10,572	4,000	3,500	3,500
2650.626	VEHICLE FUEL	15,000	15,465	18,000	18,000	18,000
2650.733	NEW EQUIPMENT	0	0	0	0	0
	TOTAL	20,000	26,037	22,000	21,500	21,500
2660 Operation & Maintenance - Other						
2660.330	SCH RESOURCE OFFICER	63,000	43,027	63,000	66,001	66,001
2660.340	SECURITY	31,124	22,704	19,400	19,402	19,402
2660.430	REPAIR AND MAINTENANCE	8,400	10,136	10,000	10,001	10,001
2660.490	ALARM MONITORING	3,800	3,216	5,000	5,001	5,001
2660.610	SUPPLIES	0	0	0	10,007	10,007
2660.733	NEW EQUIPMENT	10,186	8,931	10,000	10,007	10,007
2660.737	REPLACEMENT EQUIPMENT	4,000	2,998	10,000	10,000	10,000
	TOTAL	120,510	91,012	117,400	130,419	130,419
2721 Pupil Transportation Services						
2721.519	STUDENT TRANSPORTATION	1,833,645	1,798,523	1,876,587	1,921,591	1,921,591
2722.519	STUDENT TRANS-SPEC ED	860,375	768,477	909,537	844,100	844,100
2723.519	STUDENT TRANS-OTHER	63,340	63,357	55,813	69,307	69,307
2724.519	STUDENT TRANS-TEAM	94,400	83,634	96,290	102,190	102,190
2725.519	STUDENT TRANS-FIELD TRIPS	32,346	25,201	31,040	31,460	31,460
2729.519	STUDENT TRANS-MUSIC	15,000	7,609	15,000	15,500	15,500
	TOTAL	2,899,105	2,746,801	2,984,267	2,984,148	2,984,148

TIMBERLANE REGIONAL SCHOOL DISTRICT

2016 - 2017 Proposed Budget

<u>Account</u>	<u>Description</u>	<u>2014-2015 Budget</u>	<u>2014-2015 Expended</u>	<u>2015-2016 Budget</u>	<u>PROPOSED</u>	
					<u>2016-2017 Sch Board</u>	<u>2016-2017 Bud Comm</u>
2840	Data Processing Services					
2840.111	ADMINISTRATIVE SALARIES	99,024	101,000	104,030	107,121	107,121
2840.114	OPERATION SALARIES	33,361	34,210	34,871	36,583	36,583
2840.330	OTHER PROFESSIONAL SERVICES	0	0	0	38,464	38,464
2840.430	REPAIR AND MAINTENANCE	1,200	1,086	16,350	16,325	16,325
2840.610	SUPPLIES	10,000	10,207	15,000	15,000	15,000
2840.643	INFORMATION ACCESS FEES	128,535	109,333	115,790	107,390	107,390
2840.650	SOFTWARE	54,172	52,834	56,385	92,168	92,168
2840.733	NEW EQUIPMENT	0	0	0	1	1
2840.734	NEW COMPUTER EQUIP	4,000	1,097	0	1	1
2840.737	REPLACEMENT EQUIPMENT	0	0	0	1	1
2840.738	REPLACEMENT COMPUTER EQUIP	26,590	21,480	8,000	64,800	64,800
	TOTAL	356,882	331,247	350,426	477,854	477,854
2900	Other Services					
2900.210	GROUP INSURANCE	8,308,233	7,148,713	7,590,828	9,150,348	9,150,348
2900.220	SOCIAL SECURITY	2,503,888	2,387,487	2,477,636	2,467,423	2,467,423
2900.231	CLASSIFIED RETIREMENT	638,523	636,944	702,053	746,767	746,767
2900.232	TEACHER RETIREMENT	3,911,291	3,573,965	4,255,897	4,163,525	4,163,525
2900.250	UNEMPLOYMENT COMPENSATION	32,000	29,211	32,000	32,000	32,000
2900.260	WORKER'S COMPENSATION	165,992	128,392	172,632	180,852	180,852
2900.290	OTHER EMPLOYEE BENEFITS	5,000	0	5,000	5,000	5,000
	TOTAL	15,564,927	13,904,712	15,236,046	16,745,915	16,745,915
4200	Site Improvements					
4200.430	SITE MAINTENANCE	253,811	328,440	217,600	349,000	349,000
	TOTAL	253,811	328,440	217,600	349,000	349,000
4600	Building Maintenance & Improvment					
4600.450	BUILDING MAINTENANCE	578,590	440,357	647,310	965,800	965,800
	TOTAL	578,590	440,357	647,310	965,800	965,800
5110	Debt Service - Principle					
5110.910	PRINCIPAL	1,600,000	1,600,000	1,600,000	1,600,000	1,600,000
	TOTAL	1,600,000	1,600,000	1,600,000	1,600,000	1,600,000
5120	Debt Service - Interest					
5120.830	INTEREST	462,000	462,000	378,000	294,000	294,000
	TOTAL	462,000	462,000	378,000	294,000	294,000
5221	Fund Transfers (offset by revenue)					
5221.930	FOOD SERVICE FUND	1,625,000	1,475,364	1,625,000	1,625,000	1,625,000
5222.930	FEDERAL PROJECTS / GRANTS	1,240,000	1,412,875	1,350,000	1,350,000	1,350,000
5223.930	PAC	77,500	62,335	77,500	77,500	77,500
	TOTAL	2,942,500	2,950,574	3,052,500	3,052,500	3,052,500
5250	Transfer To Capital Reserve Fund					
5250.930	CAPITAL RESERVE	0	0	250,000	1	1
	TOTAL	0	0	250,000	1	1
	GRAND TOTAL	67,727,877	63,409,029	68,321,710	69,333,958	69,333,958

**Timberlane Regional School District
2016 - 2017 Revenue Budget**

<u>Account</u>	<u>Description</u>	<u>2014-2015 Budget</u>	<u>2014-2015 Received</u>	<u>2015-2016 Budget</u>	<u>Proposed</u>	
					<u>2016-2017 Sch Board</u>	<u>2016-2017 Bud Comm</u>
<u>Local Revenue</u>						
0770	Unassigned Fund Bal.	\$1,900,000	\$2,250,680	\$1,900,000	\$1,650,000	\$1,650,000
1310	Reg Day Tuition	450,000	492,140	500,000	500,000	500,000
1314	Summer School Tuition	5,000	19,145	5,000	5,000	5,000
1315	Driver Ed Tuition	145,000	0	0	0	0
1316	Eve. Div./Adult Ed Tuition	10,000	21,330	10,000	20,000	20,000
1510	Earned Income	4,500	1,630	2,500	0	0
1600	Food Service	1,257,000	1,034,386	1,257,000	1,257,000	1,257,000
1920	Permanent Funds	500	0	500	500	500
1990	Other Local Revenue	596,450	804,531	817,550	350,407	350,407
1990	SAU Rental	42,250	42,250	42,250	42,250	42,250
5223	PAC Programs	77,500	53,915	77,500	77,500	77,500
<u>State Revenue</u>						
3111	Education Grant	11,382,085	11,384,289	11,314,134	10,907,130	10,907,130
3210	Building Aid	1,103,810	1,103,811	1,103,810	1,103,810	1,103,810
3220	Kindergarten Aid	0	0	0	0	0
3249	Voc Ed Transportation	10,000	38,625	10,000	30,000	30,000
3260	Child Nutrition	18,000	18,637	18,000	18,000	18,000
3270	Driver Ed Aid	0	0	0	0	0
3230	Catastrophic Aid	475,000	607,110	500,000	600,000	600,000
3290	Other		17,766			
<u>Federal Revenue</u>						
4300	Federal Projects	1,240,000	1,412,875	1,350,000	1,350,000	1,350,000
4560	Lunch Reimbursements	350,000	422,340	350,000	350,000	350,000
4580	Medicaid	450,000	632,195	500,000	550,000	550,000
4260	Other		117,228		20,000	20,000
<u>Other Revenue</u>						
5230	Trans- Capital Projects					
5250	Trans- Capital Reserve					
	Total Income	19,517,095	20,474,883	19,758,244	18,831,597	18,831,597
	District Assessment	47,818,587	47,009,603	48,215,683	50,502,361	50,502,361
	Total	67,335,682	67,484,486	67,973,927	69,333,958	69,333,958

**TIMBERLANE REGIONAL SCHOOL DISTRICT
2016 - 2017 DEFAULT BUDGET**

2015 - 2016 BUDGET **\$68,321,710**

ADJUSTMENTS

1100-2490 Bargaining Unit Salaries, etc.	\$366,478
1100 Books, Info Access Fees & Software	(\$178,106)
1200 Special Education Services	(\$287,822)
1600 Alternative/Continuing Education	\$200
21xx Student Services	(\$8,907)
22xx Improv of Instruction / Prof Dev.	(\$2,313)
222x Library Services	\$5,723
231x District Meeting & Other School Bd Services	\$36,750
2320 SAU # 55	\$242,419
2410 Office of Principal	\$42,063
26xx Operation of Buildings & Grounds	\$58,490
2660 Safety/Security/SRO	\$13,019
272x Transportation Contracts	(\$119)
2840 Business Services	\$65,847
2900 NH Retirement System	\$47,162
2900 FICA, Unemployment & Workers Comp	\$36,256
2900 Health Insurance	\$1,684,116
5120 Decrease in bond interest	(\$84,000)
5250 Capital Reserve Contribution	(\$249,999)

TOTAL ADJUSTMENTS **\$1,787,258**

2016 - 2017 DEFAULT BUDGET **\$70,108,969**

2016 - 2017 PROPOSED BUDGET **\$69,333,958**

DIFFERENCE **(\$775,011)**

DEFAULT BUDGET OF THE SCHOOL

RSA 40:13, IX (b) "Default budget" as used in this subdivision means the amount of the same appropriations as contained in the operating budget authorized for the previous year, reduced and increased, as the case may be, by debt service, contracts, and other obligations previously incurred or mandated by law, and reduced by one-time expenditures contained in the operating budget. For the purposes of this paragraph, one-time expenditures shall be appropriations not likely to recur in the succeeding budget, as determined by the governing body, unless the provisions of RSA 40:14-b are adopted, of the local political subdivision.