

# TIMBERLANE REGIONAL SCHOOL DISTRICT

*Serving the communities of Atkinson, Danville, Plaistow and Sandown*

*The MISSION of the Timberlane Regional School District is to engage all students in challenging and relevant learning opportunities, emphasizing high aspirations and personal growth.*

## Deliberative Session

Timberlane Performing Arts Center  
40 Greenough Road, Plaistow, NH  
Thursday, February 9, 2023 7:00 PM

This session shall consist of explanation, discussion, and debate of warrant articles number 2 through number 16. Warrant articles may be amended subject to the following limitations: (a) warrant articles whose wording is prescribed by law shall not be amended, (b) warrant articles that are amended shall be placed on the official ballot for a final vote on the main motion, as amended, and (c) no warrant article shall be amended to eliminate the subject matter of the article.

### **TIMBERLANE REG. SCHOOL BOARD**

Brian Boyle, Chair, *Atkinson*  
Kristin Savage, Vice Chair, *Plaistow*  
Michael Boucher, *Atkinson*  
Dr. Kim Farah, *Danville*  
Kim McCormick, *Danville*  
Shauna Manthorn, *Plaistow*  
Katie Knutsen, *Plaistow*  
Mark Sherwood, *Sandown*  
Sheila Lowes, *Sandown*

### **TIMBERLANE REG. BUDGET COMMITTEE**

Todd McCormick, Chair, *Danville*  
Susan Sherman, Vice Chair, *Plaistow*  
Julie Hammond, *Atkinson*  
Kathryn Consalvo, *Atkinson*  
Kristi Auclair, *Danville*  
Michael Mascola, *Plaistow*  
Elizabeth Kosta, *Plaistow*  
Sierra Dolce, *Sandown*  
Karen White, *Sandown*

### **ADMINISTRATION**

Christopher K. Kellan, Superintendent of Schools  
Justin Krieger, Assistant Superintendent  
Maria Watkins, CFO/Business Administrator  
Robert Harb, District Moderator  
Kathleen Lancaster, District Clerk

---

### **AGENDA**

1. Call to Order
2. Pledge of Allegiance
3. Deliberative Session
4. Adjournment

---

The School Board will meet following the Deliberative Session to review the session and finalize any recommendation action for the official ballot.

Deliberative Session documents are available at [www.timberlane.net](http://www.timberlane.net).



# 2023 Timberlane Regional School District Warrant State of New Hampshire

To the inhabitants of the School District of the Towns of Atkinson, Danville, Plaistow, and Sandown, New Hampshire, qualified to vote in District affairs:

### First Session of Annual Meeting (Deliberative)

You are hereby notified to meet at the Timberlane Performing Arts Center, 40 Greenough Road, Plaistow, New Hampshire, on Thursday, the 9<sup>th</sup> day of February 2023, at 7:00 p.m. This session shall consist of explanation, discussion, and debate of warrant articles number 2 through number 16. Warrant articles may be amended subject to the following limitations: (a) warrant articles whose wording is prescribed by law shall not be amended, (b) warrant articles that are amended shall be placed on the official ballot for a final vote on the main motion, as amended, and (c) no warrant article shall be amended to eliminate the subject matter of the article.

### Second Session of Annual Meeting (Voting)

Voting on warrant articles number 1 through number 16 will be conducted by official ballot to be held in conjunction with town meeting voting to be held on Tuesday, the 14<sup>th</sup> day of March 2023, at the Town election polls in Atkinson, Danville, Plaistow, and Sandown, New Hampshire.

Atkinson	Voting will be conducted at the Atkinson Community Center from 7 a.m.-8 p.m.
Danville	Voting will be conducted at the Danville Community Center from 8 a.m.-8 p.m.
Plaistow	Voting will be conducted at the Plaistow Fish and Game Club from 7 a.m.-7 p.m.
Sandown	Voting will be conducted at the Sandown Town Hall from 8 a.m.-8 p.m.

### Article 1 - Election of Officers

To choose the following school district officers:

Atkinson Voters	School Board Member	1-Year Term
Atkinson Voters	School Board Member	3-Year Term
Danville Voters	School Board Member	3-Year Term
Plaistow Voters	School Board Member	3-Year Term
Sandown Voters	School Board Member	1-Year Term
Atkinson Voters	Budget Committee Member	3-Year Term
Danville Voters	Budget Committee Member	3-Year Term
Plaistow Voters	Budget Committee Member	3-Year Term
Plaistow Voters	Budget Committee Member	1-Year Term
Sandown Voters	Budget Committee Member	1-Year Term
All Towns	District Moderator	3-Year Term

2023 Timberlane Regional School District Warrant

**Article 2 - Operating Budget**

Shall the voters of the School District raise and appropriate as an operating budget, not including appropriations by special warrant articles and other appropriations voted separately, the amounts set forth on the budget posted with the warrant or as amended by vote of the first session, for the purposes set forth therein, totaling **\$83,270,418.18**? Should this article be defeated, the operating budget shall be **\$81,401,106.67**, which is the same as last year, with certain adjustments required by previous action of the Timberlane Regional School District or by law; or the governing body may hold one special meeting, in accordance with RSA 40:13, X and XVI, to take up the issue of a revised operating budget only. Note: Warrant Article 2 (the operating budget) does not include appropriations proposed under any other warrant articles. (MAJORITY VOTE REQUIRED)

***Recommended by the School Board 7-0-0***

***Recommended by the Budget Committee 8-1-0***

**Article 3 - Lease Purchase Agreement**

Shall the voters of the School District authorize the School Board to enter into a 20-year lease purchase agreement for the installation of up to \$25,243,000 of energy saving equipment and associated building and facility improvements at school district buildings in Atkinson, Danville, Plaistow and Sandown, and further to raise and appropriate \$2,061,000 for the first year's payment under the lease to be partially offset by energy savings and a resulting reduction in costs? This lease agreement will contain a non-appropriation clause. (MAJORITY VOTE REQUIRED)

***Recommended by the School Board 7-0-0***

***Recommended by the Budget Committee 7-0-0***

**Article 4 - Three Year Collective Bargaining Agreement (Timberlane Administrators' Union)**

Shall the voters of the School District approve the cost items included in the collective bargaining agreement reached between the Timberlane Administrators' Union and the Timberlane Regional School Board, which calls for the following increases in salaries and benefits at the current staffing levels over the amount paid in the prior fiscal year:

Fiscal Year	<u>2023-24</u>	<u>2024-25</u>	<u>2025-26</u>
Estimated Increase	\$459,400	\$137,501	\$135,523
<b>3-Year Total</b>			<b>\$732,424</b>

And further to raise and appropriate the sum of **\$459,400** for the 2023-24 fiscal year, such sum representing the additional costs attributable to the increase in salaries and benefits required by the new agreement over those that would be paid at the current staffing levels? (MAJORITY VOTE REQUIRED)

***Recommended by the School Board 7-0-0***

***Recommended by the Budget Committee 7-0-0***

**Article 5 - Authorization for Special Meeting on Cost Items**

Shall the voters of the School District, if Article 4 is defeated, authorize the Timberlane Regional School Board to call one special meeting, at its option, to address Article 4 cost items only? (MAJORITY VOTE REQUIRED)

***Recommended by the School Board 7-0-0***

**Article 6 - Three Year Collective Bargaining Agreement (Timberlane Administrative Assistants/Secretaries and Skilled Maintenance Union)**

Shall the voters of the School District approve the cost items included in the collective bargaining agreement reached between the Timberlane Administrative Assistants and Maintenance Union and the Timberlane Regional School Board, which calls for the following increases in salaries and benefits at the current staffing levels over the amount paid in the prior fiscal year:

Fiscal Year	<u>2023-24</u>	<u>2024-25</u>	<u>2025-26</u>
Estimated Increase	\$141,943	\$108,273	\$99,195
<b>3-Year Total</b>			<b>\$349,411</b>

And further to raise and appropriate the sum of **\$141,943** for the 2023-24 fiscal year, such sum representing the additional costs attributable to the increase in salaries and benefits required by the new agreement over those that would be paid at the current staffing levels? (MAJORITY VOTE REQUIRED)

*Recommended by the School Board 7-0-0*

*Recommended by the Budget Committee 7-0-0*

**Article 7 - Authorization for Special Meeting on Cost Items**

Shall the voters of the School District, if Article 6 is defeated, authorize the Timberlane Regional School Board to call one special meeting, at its option, to address Article 6 cost items only? (MAJORITY VOTE REQUIRED)

*Recommended by the School Board 7-0-0*

**Article 8 - Three Year Collective Bargaining Agreement (Timberlane Support Staff Union)**

Shall the voters of the School District approve the cost items included in the collective bargaining agreement reached between the Timberlane Support Staff Union and the Timberlane Regional School Board, which calls for the following increases in salaries and benefits at the current staffing levels over the amount paid in the prior fiscal year:

Fiscal Year	<u>2023-24</u>	<u>2024-25</u>	<u>2025-26</u>
Estimated Increase	\$459,669	\$307,786	\$293,841
<b>3-Year Total</b>			<b>\$1,061,296</b>

And further to raise and appropriate the sum of **\$459,669** for the 2023-24 fiscal year, such sum representing the additional costs attributable to the increase in salaries and benefits required by the new agreement over those that would be paid at the current staffing levels? (MAJORITY VOTE REQUIRED)

*Recommended by the School Board 7-0-0*

*Recommended by the Budget Committee 7-0-0*

**Article 9 - Authorization for Special Meeting on Cost Items**

Shall the voters of the School District, if Article 8 is defeated, authorize the Timberlane Regional School Board to call one special meeting, at its option, to address Article 8 cost items only? (MAJORITY VOTE REQUIRED)

*Recommended by the School Board 7-0-0*

**Article 10 - One Year Collective Bargaining Agreement (Timberlane Teachers' Association)**

Shall the voters of the School District approve the cost items included in the collective bargaining agreement reached between the Timberlane Teachers' Association and the Timberlane Regional School Board, which calls for the following increases in salaries and benefits at the current staffing levels over the amount paid in the prior fiscal year:

Fiscal Year	2023-24
Estimated Increase	\$404,485
<b>1-Year Total</b>	<b>\$404,485</b>

And further to raise and appropriate the sum of **\$404,485** for the 2023-24 fiscal year, such sum representing the additional costs attributable to the increase in salaries and benefits required by the new agreement over those that would be paid at the current staffing levels? (MAJORITY VOTE REQUIRED)

*Recommended by the School Board 7-0-0*

*Recommended by the Budget Committee 7-0-0*

**Article 11 - Authorization for Special Meeting on Cost Items**

Shall the voters of the School District, if Article 10 is defeated, authorize the Timberlane Regional School Board to call one special meeting, at its option, to address Article 10 cost items only? (MAJORITY VOTE REQUIRED)

*Recommended by the School Board 7-0-0*

**Article 12 - Capital Reserve Fund by Surplus**

Shall the voters of the School District raise and appropriate up to \$250,000 to be placed in the School Building Construction, Reconstruction, Capital Improvement and Land Purchase Capital Reserve Fund established in 1996, with such amount to be transferred from those funds in the June 30, 2023 unassigned fund balance available for transfer on July 1 of this year which were apportioned as Capital Expenses in 2022-2023 in accordance with Article 6 of the Timberlane Regional School District Articles of Agreement? No amount to be raised by additional taxation. (MAJORITY VOTE REQUIRED)

*Recommended by the School Board 7-0-0*

*Recommended by the Budget Committee 7-0-0*

**Article 13 - General Acceptance of Reports**

Shall the voters of the School District accept reports of agents, auditors, and committees as written in the 2022 Annual Report? (MAJORITY VOTE REQUIRED)

*Recommended by the School Board 7-0-0*

**Article 14 - Emergency Contingency Fund**

Shall the School District establish a contingency fund for the upcoming fiscal year for the purpose of covering the cost of unpredictable cost escalations as well as emergencies and further raise and appropriate \$500,000 with such amount to be transferred from those funds in the June 30, 2023 unassigned fund balance available for transfer on July 1 of this year; no amount to be raised by additional taxation. Any appropriation left in the fund at the end of the year will lapse to the general fund and used to offset the local education property tax rate. (MAJORITY VOTE REQUIRED)

**Recommended by the School Board 7-0-0**

**Recommended by the Budget Committee 7-0-0**

**Article 15 - Fund Balance Retention**

Shall the School District vote to authorize, indefinitely until rescinded, to retain year-end unassigned general funds in an amount not to exceed, in any fiscal year, 5% of the current fiscal year's net assessment, in accordance with RSA 198:4-b, II. (MAJORITY VOTE REQUIRED)

**Recommended by the School Board 6-1-0**

**Recommended by the Budget Committee 7-0-0**

**Article 16 - Use of Capital Reserve Fund**




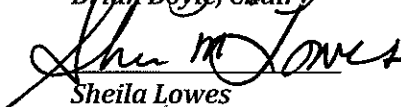
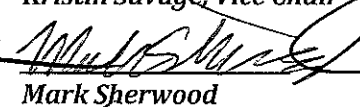




Shall the voters of the School District appropriate the sum of \$950,000 to repair, maintain, improve, or replace the High School's boilers and related facilities to authorize the District to withdraw the sum of \$950,000 from the existing School Building Construction, Reconstruction, Capital Improvements and Land Purchase Capital Reserve Fund? No amount to be raised by additional taxation. (MAJORITY VOTE REQUIRED)

**Recommended by the School Board 7-0-0**





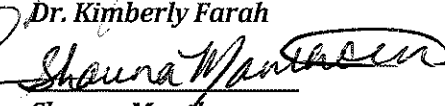



**Recommended by the Budget Committee 7-0-0**

*Given under our hands this 2nd day of February 2023.*

**Timberlane Regional School Board**

 Brian Boyle, Chair	 Kristin Savage, Vice Chair	 Dr. Kimberly Farah
 Sheila Lowes	 Mark Sherwood	 Shauna Manthorn
 Michael Boucher	 Katie Knutsen	 Kim McCormick

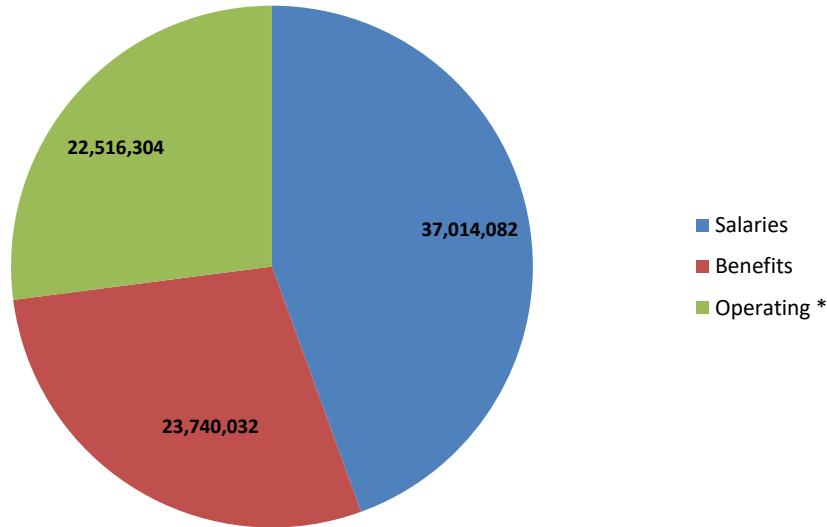
**A true copy of Warrant - Attest  
Timberlane Regional School Board**

 Brian Boyle, Chair	 Kristin Savage, Vice Chair	 Dr. Kimberly Farah
 Sheila Lowes	 Mark Sherwood	 Shauna Manthorn
 Michael Boucher	 Katie Knutsen	 Kim McCormick

# Timberlane Regional School District

## FY2024 Proposed Budget

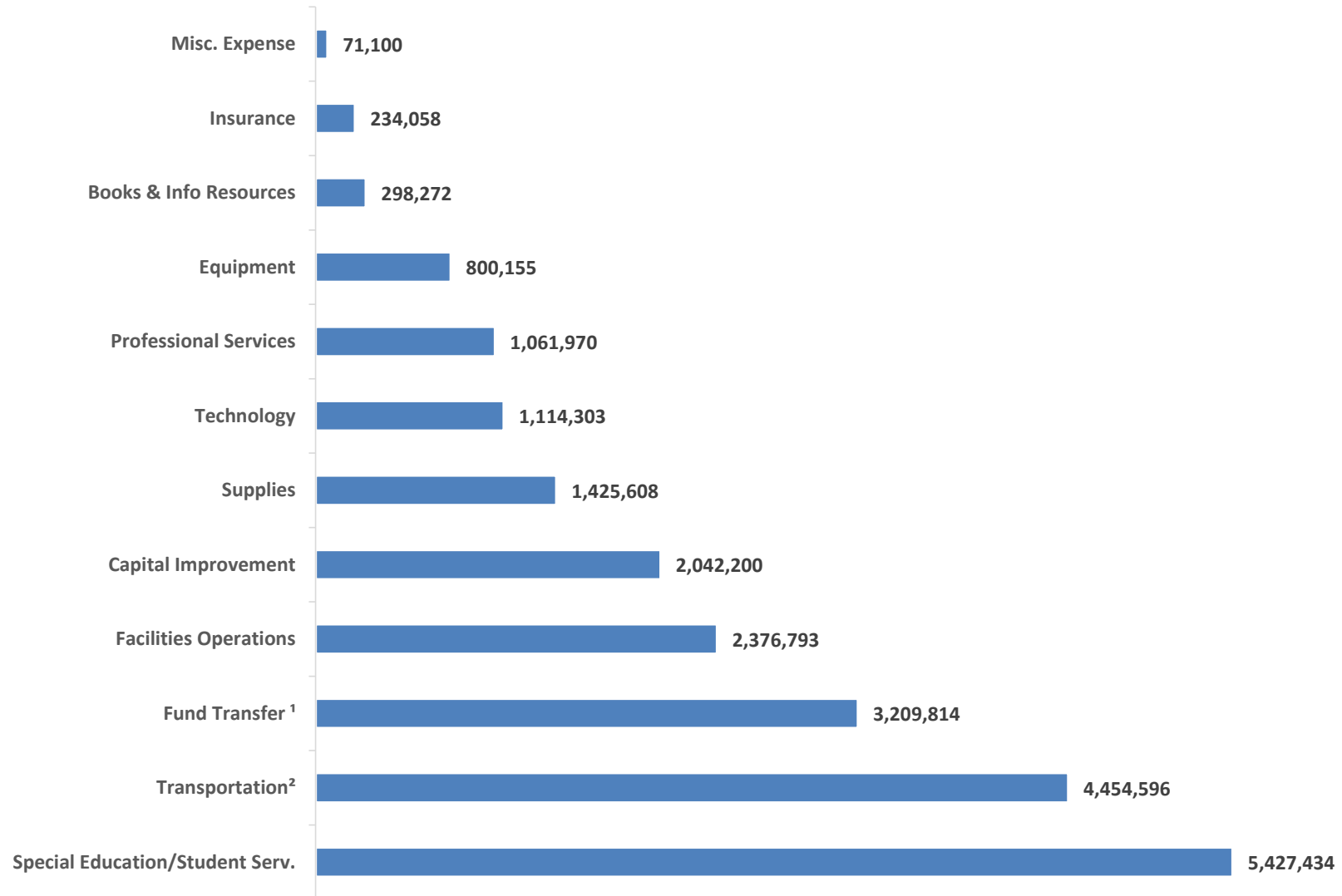
	<b>Proposed FY2024</b>	<b>Voted FY2023</b>	<b>Change</b>	
Salaries	37,014,082 44.5%	36,549,850 47.9%	464,232	1.27%
Benefits	23,740,032 28.5%	21,162,816 27.7%	2,577,216	12.18%
Operating *	22,516,304 27.0%	18,604,663 24.4%	3,911,641	21.03%
<b>Total Budget</b>	<b>83,270,418</b>	<b>76,317,329</b>	<b>6,953,089</b>	<b>9.11%</b>



## FY2023 Voted Budget Recap

Warrant Article #2 Operating Budget Account(s): Misc	\$75,753,607
Warrant Article #3 CBA - TAAM W/A #4 Account(s): Miscellaneous	\$135,552
Warrant Article #5 CBA - TCU W/A #5 Account(s): Miscellaneous	\$137,283
Warrant Article #7 CBA - TFSU W/A #7 Account(s): Miscellaneous	\$40,887
<b>Subtotal Excluding Capital Reserve:</b>	<b>\$76,067,329</b>
Warrant Article #9 Capital Reserve Contribution Account(s): 5250.930.01.33	\$250,000
<b>Total Voted Budget:</b>	<b>\$76,317,329</b>

## FY2024 Operating Expenses



1. Includes Food Service, Capital Reserve and PAC

2. Special Education Transportation is \$1.6M

**Timberlane Regional School District  
FY2024 Proposed Budget**

Salaries	36,549,850
Benefits	21,162,816
Operating	18,604,663
<b>FY2023 Voted Budget</b>	<b>76,317,329</b>

Salaries	469,233	1
FICA	283,770	2
Classified-Retirement	69,660	3
Certified-Retirement	(47,057)	4
Professional Development	40,000	5
Insurance	2,311,787	6
Transportation	761,005	7
Food Service	178,128	8
Special Education	984,500	9
Maintenance & Repair	219,760	10
Utilities	451,696	11
Professional Services	157,038	12
Capital Improvement	1,000,000	13
Equipment	73,570	14
<b>Total Adjustments</b>	<b>6,953,089</b>	
<b>FY2024 Proposed Budget</b>	<b>83,270,418</b>	
<b>Increase %</b>	<b>9.1%</b>	

**Notes:**

- 1 Salary increase:
 

Custodial Union increase per CBA	99,146
Cafeteria Workers Union increase per CBA	26,464
Increase in subs rate approved in FY2023	80,000
Non-Union increase	122,713
New requested maintenance positions	140,000
Total	469,233
- 2 FICA adjustment to reflect FY24 salaries
- 3 Classified-Retirement adjustment to reflect FY24 salaries
- 4 Certified-Retirement adjustment to reflect FY24 salaries
- 5 Professional Development Increase:
 

TCU & TCWU Article 8.1 Education Benefit	30,000
District wide Professional Development	10,000
Total	40,000
- 6 Insurance increase:
 

Health & Dental increase reflects a 10.8% GMR	2,268,214
Property & Liability per Primex GMR	14,560
Workers Comp. per Primex GMR	24,013
Unemployment per Primex GMR	5,000
Total	2,311,787
- 7 New Rate for transportation per FY2023 bid
- 8 Food Service increase based on new contract and rates
- 9 Special Education Increase:
 

Tuition	751,000
Contracted Services	150,000
Supplies	68,500
ESOL Required Services	15,000
Total	984,500
- 10 Increase in DW maintenance & repair
- 11 Utilities Increase:
 

Electricity	296,100
Natural Gas	59,100
Vehicle Fuel	10,000
Heating Oil	86,496
Total	451,696
- 12 Increase in DW professional services
- 13 Increase in capital improvement by BudCom 11.29.22
- 14 Increase in replacement & new equipment

**Timberlane Regional School District  
FY2024 Budget Recap (by Object Code)**

	Acct.	Description	FY2024 Proposed	FY2023 Voted	Variance	FY2022 Actual	FY2022 Voted	FY2021 Actual	FY2021 Voted
<b>Salaries</b>	1xx	Total Salaries	37,019,082	36,549,850	469,233	35,536,961	36,497,496	34,480,603	35,861,911
<b>Benefits</b>	210	Group Insurance	13,590,680	11,322,466	2,268,214	10,563,230	10,565,695	9,985,340	9,952,544
	220	FICA	2,842,686	2,558,916	283,770	2,648,847	2,588,681	2,570,795	2,562,856
	231	Non-teacher Retirement	1,195,427	1,125,767	69,660	1,084,374	1,110,259	805,916	817,471
	232	Teacher Retirement	5,486,819	5,533,876	(47,057)	5,575,720	5,599,877	4,756,790	4,622,648
	240	Tuition Reimbursement	244,500	218,500	26,000	107,868	215,507	155,032	211,507
	250	Unemployment Compensation	30,000	30,000	-	17,959	30,000	-	30,000
	260	Worker's Compensation	267,420	291,433	(24,013)	191,014	273,903	225,529	261,358
	290	Other Employee Benefits	82,500	81,858	642	34,779	35,000	27,428	35,000
		Subtotal Salaries & Benefits	60,759,114	57,712,666	3,046,448	55,760,753	56,916,419	53,007,434	54,355,296
<b>Operating Expenses</b>	310	Official/Admin Services	40,000	40,000	-	22,374	40,000	1,760,698	1,803,315
	320-340	Professional Services	2,021,611	1,690,826	330,785	1,225,340	1,428,283	1,124,007	1,698,952
	410	Water/Sewer/Septic	74,500	124,380	(49,880)	139,776	58,000	52,470	58,000
	420	Cleaning Services	95,000	89,500	5,500	84,834	89,500	60,890	89,500
	422	Snow Removal	12,000	10,000	2,000	3,936	10,000	9,912	10,000
	430	Repair and Maintenance	812,967	576,781	236,186	549,972	477,749	423,857	468,625
	432	Plumbing & Electric Repair	55,000	50,000	5,000	53,446	-	85,903	-
	450	Construction Services/Buildings	1,892,200	892,200	1,000,000	347,778	1,883,593	923,160	892,200
	490	Other Purchased Property Serv	9,000	6,500	2,500	10,615	6,500	6,672	5,001
	519	Student Transportation	4,454,596	3,693,592	761,005	3,307,117	3,601,002	2,982,241	3,538,483
	520	Insurance	234,058	219,498	14,560	162,279	205,891	200,498	200,944
	531-532	Telephone/Comm	150,240	150,240	-	119,302	160,240	150,583	150,481
	534	Postage	6,300	4,300	2,000	4,184	4,300	1,111	300
	540-550	Printing/Advertising	16,514	14,570	1,944	17,071	16,745	9,083	16,795
	56x	Tuition	4,430,000	3,652,000	778,000	2,854,308	3,627,000	3,298,310	3,279,844
	580	Travel/Workshops	69,320	66,021	3,299	17,951	61,926	15,299	44,911
	610	Supplies	1,414,308	1,333,781	80,527	1,244,596	1,269,605	1,105,700	1,263,916
	62x	Utilities/Energy	1,335,075	879,305	455,771	852,725	764,006	797,445	896,006
	640-650	Books & Info Resources & Software	1,107,835	1,138,771	(30,936)	887,764	1,134,315	843,915	926,551
	73x	Equipment	800,155	726,585	73,570	597,956	656,963	721,992	632,127
	810	Dues & Fees	125,310	88,727	36,583	68,986	87,328	50,295	76,293
	830-910	Bond Prin. & Interest	145,500	125,401	20,099	66,818	117,103	112,897	119,604
	930	Fund Transfer (offset by revenue)	3,209,814	3,031,686	178,128	(20,719)	3,031,686	297,718	3,027,500
		Subtotal Operating Expenses	22,511,304	18,604,663	3,906,641	12,618,411	18,731,735	15,034,654	19,199,348
		<b>Grand Total</b>	<b>83,270,418</b>	<b>76,317,329</b>	<b>6,953,089</b>	<b>68,379,163</b>	<b>75,648,154</b>	<b>68,042,088</b>	<b>73,554,644</b>

## Timberlane Regional School District

### Budget - TRSD

Fiscal Year: 2022-2023

Print accounts with zero balance   
  Round to whole dollars   
  Account on new page  
 Exclude inactive accounts with zero balance  
 Definition: Proposed View

From Date: 7/1/2023

To Date: 6/30/2024

Account	Description	FY2024Proposed	FY2023 Voted	FY2024Proposed vs FY2023Voted	FY2022 Actual	FY2022 Voted
100.1100.111.00.00.00000	Administrative Salaries	\$0.00	\$0.00	\$0.00	\$333,000.00	\$0.00
100.1100.112.00.00.00000	Salaries-Teachers	\$16,104,298.10	\$16,122,769.04	(\$18,470.94)	\$16,224,869.30	\$16,546,686.83
100.1100.114.00.00.00000	Educational Assistants Salarie	\$1,564,531.58	\$1,413,966.16	\$150,565.42	\$1,344,558.29	\$1,420,893.95
100.1100.115.00.00.00000	Office Salaries	\$31,828.50	\$31,831.50	(\$3.00)	\$31,096.49	\$30,904.50
100.1100.117.00.00.00000	Home Instruction / ESOL	\$10,000.00	\$10,000.00	\$0.00	\$0.00	\$0.00
100.1100.122.00.00.00000	Substitute Salaries- Teachers	\$400,000.00	\$320,000.00	\$80,000.00	\$383,625.17	\$320,000.00
100.1100.123.00.00.00000	Long Term Substitutes	\$190,000.00	\$190,000.00	\$0.00	\$66,488.12	\$190,000.00
100.1100.320.00.00.00000	Professional Edu Services	\$4,000.00	\$4,000.00	\$0.00	\$4,500.00	\$4,500.00
100.1100.330.00.00.00000	Other Professional Services	\$30,050.00	\$22,450.00	\$7,600.00	\$16,881.00	\$22,450.00
100.1100.430.00.00.00000	Repair and Maintenance	\$62,717.00	\$54,483.00	\$8,234.00	\$44,054.21	\$60,640.00
100.1100.550.00.00.00000	Printing	\$2,500.00	\$2,500.00	\$0.00	\$3,528.00	\$4,675.00
100.1100.561.00.00.00000	Tuition-Other LEA's in State	\$20,000.00	\$0.00	\$20,000.00	\$13,698.00	\$0.00
100.1100.580.00.00.00000	Travel/Workshops	\$10,000.00	\$7,501.00	\$2,499.00	\$4,783.71	\$8,303.00
100.1100.610.00.00.00000	Supplies	\$537,381.96	\$567,680.75	(\$30,298.79)	\$598,941.06	\$569,144.75
100.1100.640.00.00.00000	Books & Info Resources	\$60,691.00	\$73,627.00	(\$12,936.00)	\$51,413.42	\$102,115.00
100.1100.643.00.00.00000	Information Access Fees	\$251,615.00	\$257,216.00	(\$5,601.00)	\$210,662.76	\$305,366.00
100.1100.650.00.00.00000	Software	\$108,758.00	\$117,012.00	(\$8,254.00)	\$90,002.48	\$109,836.00
100.1100.733.00.00.00000	New Equipment	\$71,648.00	\$77,784.00	(\$6,136.00)	\$65,323.46	\$67,247.68
100.1100.734.00.00.00000	New Computer/Netwk Equip	\$37,000.00	\$15,000.00	\$22,000.00	\$44,673.31	\$45,000.00
100.1100.737.00.00.00000	Replacement Equipment	\$90,853.00	\$71,315.21	\$19,537.79	\$81,994.91	\$85,575.56
100.1100.738.00.00.00000	Replacement Computer/Netw	\$297,500.00	\$274,025.00	\$23,475.00	\$257,982.09	\$255,125.00
100.1100.810.00.00.00000	Dues and Fees	\$33,515.00	\$8,521.00	\$24,994.00	\$5,370.00	\$8,354.00
<b>FUNC: REGULAR EDUCATION - 1100</b>		<b>\$19,918,887.14</b>	<b>\$19,641,681.66</b>	<b>\$277,205.48</b>	<b>\$19,877,445.78</b>	<b>\$20,156,817.27</b>

## Timberlane Regional School District

### Budget - TRSD

Fiscal Year: 2022-2023

Print accounts with zero balance   
  Round to whole dollars   
  Account on new page  
 Exclude inactive accounts with zero balance  
 Definition: Proposed View

From Date: 7/1/2023

To Date: 6/30/2024

Account	Description	FY2024Proposed	FY2023 Voted	FY2024Proposed vs FY2023Voted	FY2022 Actual	FY2022 Voted
100.1200.111.00.00.00000	Administrative Salaries	\$295,000.00	\$290,000.00	\$5,000.00	\$276,846.30	\$300,000.00
100.1200.112.00.00.00000	Teacher/Specialist Salaries	\$3,762,716.00	\$3,805,810.00	(\$43,094.00)	\$3,499,315.15	\$3,995,925.50
100.1200.114.00.00.00000	Educational Assistants Salarie	\$2,813,624.69	\$2,922,787.06	(\$109,162.37)	\$2,525,270.22	\$2,760,419.79
100.1200.115.00.00.00000	Office Salaries	\$80,755.15	\$81,464.85	(\$709.70)	\$81,096.78	\$75,935.37
100.1200.117.00.00.00000	Home Instruction / ESOL	\$31,000.00	\$20,000.00	\$11,000.00	\$26,275.90	\$83,013.00
100.1200.124.00.00.00000	Substitute Salaries- Assistants	\$55,000.00	\$55,000.00	\$0.00	\$64,092.66	\$55,000.00
100.1200.320.00.00.00000	Professional Edu Services	\$7,500.00	\$7,500.00	\$0.00	\$0.00	\$0.00
100.1200.330.00.00.00000	Other Professional Services	\$820,000.00	\$670,000.00	\$150,000.00	\$498,527.26	\$531,900.00
100.1200.430.00.00.00000	Repair and Maintenance	\$50,000.00	\$2,000.00	\$48,000.00	\$0.00	\$2,000.00
100.1200.561.00.00.00000	Tuition-Other LEA's in State	\$30,000.00	\$30,000.00	\$0.00	\$0.00	\$30,000.00
100.1200.564.00.00.00000	Tuition-Private	\$4,228,000.00	\$3,477,000.00	\$751,000.00	\$2,707,274.77	\$3,477,000.00
100.1200.580.00.00.00000	Travel/Workshops	\$6,620.00	\$6,620.00	\$0.00	\$468.43	\$6,620.00
100.1200.610.00.00.00000	Supplies	\$67,361.00	\$49,361.00	\$18,000.00	\$19,244.71	\$47,627.00
100.1200.640.00.00.00000	Books & Info Resources	\$14,478.00	\$14,478.00	\$0.00	\$4,480.12	\$14,478.00
100.1200.643.00.00.00000	Information Access Fees	\$50,000.00	\$50,000.00	\$0.00	\$27,695.30	\$25,293.00
100.1200.650.00.00.00000	Software	\$4,500.00	\$2,000.00	\$2,500.00	\$3,490.80	\$1,000.00
100.1200.733.00.00.00000	New Equipment	\$3,482.00	\$3,482.00	\$0.00	\$1,504.98	\$3,471.00
100.1200.737.00.00.00000	Replacement Equipment	\$1,200.00	\$1,200.00	\$0.00	\$203.39	\$1,189.00
100.1200.738.00.00.00000	Replacement Computer/Netw	\$30,000.00	\$30,000.00	\$0.00	\$27,231.75	\$30,000.00
<b>FUNC: SPECIAL EDUCATION - 1200</b>		<b>\$12,351,236.84</b>	<b>\$11,518,702.91</b>	<b>\$832,533.93</b>	<b>\$9,763,018.52</b>	<b>\$11,440,871.66</b>
100.1260.117.00.00.00000	Home Instruction / ESOL	\$53,013.00	\$53,013.00	\$0.00	\$38,740.28	\$0.00
100.1260.330.00.00.00000	Other Professional Services	\$2,000.00	\$0.00	\$2,000.00	\$0.00	\$0.00
100.1260.580.00.00.00000	Travel/Workshops	\$1,500.00	\$0.00	\$1,500.00	\$1,275.27	\$0.00
<b>FUNC: BILINGUAL EDUCATION - 1260</b>		<b>\$56,513.00</b>	<b>\$53,013.00</b>	<b>\$3,500.00</b>	<b>\$40,015.55</b>	<b>\$0.00</b>

## Timberlane Regional School District

### Budget - TRSD

Fiscal Year: 2022-2023

Print accounts with zero balance   
  Round to whole dollars   
  Account on new page  
 Exclude inactive accounts with zero balance  
 Definition: Proposed View

From Date: 7/1/2023

To Date: 6/30/2024

Account	Description	FY2024Proposed	FY2023 Voted	FY2024Proposed vs FY2023Voted	FY2022 Actual	FY2022 Voted
100.1300.561.00.00.00000	Tuition-Other LEA's in State	\$152,000.00	\$145,000.00	\$7,000.00	\$133,335.23	\$120,000.00
FUNC: VOCATIONAL EDUCATION - 1300		\$152,000.00	\$145,000.00	\$7,000.00	\$133,335.23	\$120,000.00
100.1410.112.00.00.00000	Teacher/Specialist Salaries	\$130,200.00	\$128,900.00	\$1,300.00	\$103,900.48	\$130,252.50
100.1410.610.00.00.00000	Supplies	\$57,675.00	\$37,300.00	\$20,375.00	\$31,780.76	\$36,000.00
100.1410.810.00.00.00000	Dues and Fees	\$14,000.00	\$15,756.00	(\$1,756.00)	\$10,173.00	\$14,000.00
100.1410.890.00.00.00000	Miscellaneous Expense	\$45,000.00	\$45,001.00	(\$1.00)	\$15,965.99	\$45,002.00
FUNC: STUDENT ACTIVITIES - 1410		\$246,875.00	\$226,957.00	\$19,918.00	\$161,820.23	\$225,254.50
100.1420.111.00.00.00000	Administrative Salaries	\$114,000.00	\$114,000.00	\$0.00	\$114,000.00	\$114,000.00
100.1420.112.00.00.00000	Teacher/Specialist Salaries	\$307,325.00	\$257,325.00	\$50,000.00	\$249,954.96	\$255,532.00
100.1420.115.00.00.00000	Office Salaries	\$41,974.40	\$41,980.40	(\$6.00)	\$42,334.48	\$40,099.80
100.1420.330.00.00.00000	Other Professional Services	\$4,800.00	\$4,800.00	\$0.00	\$3,682.40	\$29,325.00
100.1420.390.00.00.00000	Game Expenses	\$86,605.00	\$80,505.00	\$6,100.00	\$69,632.00	\$77,305.00
100.1420.430.00.00.00000	Repair and Maintenance	\$11,500.00	\$8,200.00	\$3,300.00	\$6,772.78	\$7,200.00
100.1420.520.00.00.00000	Insurance	\$11,500.00	\$11,500.00	\$0.00	\$11,064.00	\$11,500.00
100.1420.580.00.00.00000	Travel/Workshops	\$900.00	\$900.00	\$0.00	\$829.05	\$975.00
100.1420.610.00.00.00000	Supplies	\$72,950.00	\$73,762.00	(\$812.00)	\$77,702.92	\$69,580.00
100.1420.643.00.00.00000	Information Access Fees	\$21,495.00	\$7,292.00	\$14,203.00	\$12,988.22	\$7,100.00
100.1420.733.00.00.00000	New Equipment	\$1,000.00	\$6,500.00	(\$5,500.00)	\$2,971.59	\$3,000.00
100.1420.737.00.00.00000	Replacement Equipment	\$2,830.00	\$900.00	\$1,930.00	\$8,749.90	\$3,800.00
100.1420.810.00.00.00000	Dues and Fees	\$10,780.00	\$10,190.00	\$590.00	\$7,258.22	\$9,210.00
100.1420.880.00.00.00000	Miscellaneous Expense	\$6,000.00	\$11,500.00	(\$5,500.00)	\$8,117.51	\$8,500.00
100.1420.890.00.00.00000	Miscellaneous Expense	\$47,000.00	\$43,900.00	\$3,100.00	\$41,329.00	\$38,600.00
FUNC: ATHLETICS - 1420		\$740,659.40	\$673,254.40	\$67,405.00	\$657,387.03	\$675,726.80

## Timberlane Regional School District

### Budget - TRSD

Fiscal Year: 2022-2023

Print accounts with zero balance   
  Round to whole dollars   
  Account on new page  
 Exclude inactive accounts with zero balance  
 Definition: Proposed View

From Date: 7/1/2023

To Date: 6/30/2024

Account	Description	FY2024Proposed	FY2023 Voted	FY2024Proposed vs FY2023Voted	FY2022 Actual	FY2022 Voted
100.1430.112.00.00.00000	Teacher/Specialist Salaries	\$30,000.00	\$30,000.00	\$0.00	\$23,689.00	\$20,511.75
100.1430.320.00.00.00000	Professional Edu Services	\$4,000.00	\$4,000.00	\$0.00	\$0.00	\$4,000.00
100.1430.610.00.00.00000	Supplies	\$300.00	\$300.00	\$0.00	\$0.00	\$300.00
FUNC: SUMMER SCHOOL - 1430		\$34,300.00	\$34,300.00	\$0.00	\$23,689.00	\$24,811.75
100.1600.112.00.00.00000	Teacher/Specialist Salaries	\$105,000.00	\$100,000.00	\$5,000.00	\$83,768.00	\$100,000.00
100.1600.115.00.00.00000	Office Salaries	\$13,898.25	\$13,898.70	(\$0.45)	\$14,177.01	\$12,836.88
100.1600.320.00.00.00000	Professional Edu Services	\$2,000.00	\$2,000.00	\$0.00	\$0.00	\$2,000.00
100.1600.610.00.00.00000	Supplies	\$11,000.00	\$11,000.00	\$0.00	\$2,251.86	\$11,000.00
100.1600.640.00.00.00000	Books & Info Resources	\$2,700.00	\$2,700.00	\$0.00	\$0.00	\$2,700.00
100.1600.643.00.00.00000	Information Access Fees	\$16,000.00	\$15,000.00	\$1,000.00	\$22,000.00	\$15,000.00
100.1600.650.00.00.00000	Software	\$0.00	\$0.00	\$0.00	\$0.00	\$1.00
FUNC: ALTERNATIVE/CONTINUING EDUC. - 1600		\$150,598.25	\$144,598.70	\$5,999.55	\$122,196.87	\$143,537.88
100.2122.111.00.00.00000	Administrative Salaries	\$92,500.00	\$109,000.00	(\$16,500.00)	\$177,819.20	\$109,000.00
100.2122.112.00.00.00000	Teacher/Specialist Salaries	\$1,138,532.85	\$1,178,994.44	(\$40,461.59)	\$1,153,599.94	\$1,100,105.83
100.2122.115.00.00.00000	Office Salaries	\$144,367.35	\$140,082.10	\$4,285.25	\$135,421.23	\$136,771.15
100.2122.320.00.00.00000	Professional Edu Services	\$24,200.00	\$8,655.80	\$15,544.20	\$6,892.92	\$8,655.80
100.2122.550.00.00.00000	Printing	\$1,014.00	\$1,270.00	(\$256.00)	\$1,626.05	\$1,270.00
100.2122.580.00.00.00000	Travel/Workshops	\$0.00	\$200.00	(\$200.00)	\$93.52	\$200.00
100.2122.610.00.00.00000	Supplies	\$7,637.00	\$7,671.00	(\$34.00)	\$3,049.61	\$8,671.00
100.2122.640.00.00.00000	Books & Info Resources	\$843.00	\$1,686.00	(\$843.00)	\$319.53	\$1,686.00
100.2122.733.00.00.00000	New Equipment	\$0.00	\$470.00	(\$470.00)	\$561.95	\$470.00
100.2122.737.00.00.00000	Replacement Equipment	\$500.00	\$0.00	\$500.00	\$318.00	\$0.00
FUNC: GUIDANCE - 2122		\$1,409,594.20	\$1,448,029.34	(\$38,435.14)	\$1,479,701.95	\$1,366,829.78

## Timberlane Regional School District

### Budget - TRSD

Fiscal Year: 2022-2023

Print accounts with zero balance   
  Round to whole dollars   
  Account on new page  
 Exclude inactive accounts with zero balance  
 Definition: Proposed View

From Date: 7/1/2023

To Date: 6/30/2024

Account	Description	FY2024Proposed	FY2023 Voted	FY2024Proposed vs FY2023Voted	FY2022 Actual	FY2022 Voted
100.2134.113.00.00.00000	Nurses Salaries	\$665,767.44	\$629,031.53	\$36,735.91	\$563,747.81	\$644,019.37
100.2134.115.00.00.00000	Office Salaries	\$57,450.35	\$55,447.15	\$2,003.20	\$50,568.11	\$54,292.10
100.2134.290.00.00.00000	Other Employee Benefits	\$500.00	\$0.00	\$500.00	\$0.00	\$0.00
100.2134.330.00.00.00000	Other Professional Services	\$18,700.00	\$18,700.00	\$0.00	\$5,320.39	\$18,700.00
100.2134.340.00.00.00000	Technical Services	\$5,000.00	\$5,000.00	\$0.00	\$2,500.00	\$5,000.00
100.2134.430.00.00.00000	Repair and Maintenance	\$1,300.00	\$1,300.00	\$0.00	\$744.00	\$1,300.00
100.2134.580.00.00.00000	Travel/Workshops	\$200.00	\$200.00	\$0.00	\$46.67	\$200.00
100.2134.610.00.00.00000	Supplies	\$22,000.00	\$22,000.00	\$0.00	\$15,090.25	\$22,000.00
100.2134.640.00.00.00000	Books & Info Resources	\$400.00	\$400.00	\$0.00	\$0.00	\$400.00
100.2134.733.00.00.00000	New Equipment	\$1,400.00	\$1,000.00	\$400.00	\$0.00	\$1,000.00
100.2134.737.00.00.00000	Replacement Equipment	\$1,000.00	\$1,000.00	\$0.00	\$1,483.00	\$1,000.00
FUNC: HEALTH SERVICES - 2134		\$773,717.79	\$734,078.68	\$39,639.11	\$639,500.23	\$747,911.47
100.2143.112.00.00.00000	Teacher/Specialist Salaries	\$315,723.20	\$339,533.21	(\$23,810.01)	\$307,778.77	\$335,871.21
100.2143.330.00.00.00000	Other Professional Services	\$110,000.00	\$82,000.00	\$28,000.00	\$2,918.38	\$82,000.00
100.2143.580.00.00.00000	Travel/Workshops	\$200.00	\$200.00	\$0.00	\$0.00	\$200.00
100.2143.610.00.00.00000	Supplies	\$12,000.00	\$12,000.00	\$0.00	\$8,687.07	\$12,000.00
100.2143.640.00.00.00000	Books & Info Resources	\$0.00	\$525.00	(\$525.00)	\$400.37	\$525.00
100.2143.643.00.00.00000	Information Access Fees	\$0.00	\$0.00	\$0.00	\$655.00	\$0.00
100.2143.733.00.00.00000	New Equipment	\$1,160.00	\$1,160.00	\$0.00	\$0.00	\$1,160.00
FUNC: PSYCHOLOGICAL SERVICES - 2143		\$439,083.20	\$435,418.21	\$3,664.99	\$320,439.59	\$431,756.21
100.2152.112.00.00.00000	Teacher/Specialist Salaries	\$688,333.00	\$675,413.98	\$12,919.02	\$614,158.90	\$639,811.00

## Timberlane Regional School District

### Budget - TRSD

Fiscal Year: 2022-2023

Print accounts with zero balance   
  Round to whole dollars   
  Account on new page  
 Exclude inactive accounts with zero balance  
 Definition: Proposed View

From Date: 7/1/2023

To Date: 6/30/2024

Account	Description	FY2024Proposed	FY2023 Voted	FY2024Proposed vs FY2023Voted	FY2022 Actual	FY2022 Voted
100.2152.114.00.00.00000	Educational Assistants Salarie	\$196,847.44	\$197,535.02	(\$687.58)	\$188,241.01	\$227,067.36
100.2152.330.00.00.00000	Other Professional Services	\$232,900.00	\$232,900.00	\$0.00	\$129,899.86	\$232,900.00
100.2152.580.00.00.00000	Travel/Workshops	\$200.00	\$200.00	\$0.00	\$0.00	\$200.00
100.2152.610.00.00.00000	Supplies	\$11,070.00	\$11,070.00	\$0.00	\$8,548.79	\$11,070.00
100.2152.640.00.00.00000	Books & Info Resources	\$1,983.00	\$1,983.00	\$0.00	\$79.04	\$1,983.00
100.2152.643.00.00.00000	Information Access Fees	\$44,000.00	\$44,000.00	\$0.00	\$3,064.38	\$44,000.00
100.2152.733.00.00.00000	New Equipment	\$9,598.00	\$9,598.00	\$0.00	\$699.96	\$9,598.00
FUNC: SPEECH - 2152		\$1,184,931.44	\$1,172,700.00	\$12,231.44	\$944,691.94	\$1,166,629.36
100.2190.112.00.00.00000	Teacher/Specialist Salaries	\$50,000.00	\$50,000.00	\$0.00	\$32,085.00	\$50,000.00
FUNC: OTHER PUPIL SERVICES - 2190		\$50,000.00	\$50,000.00	\$0.00	\$32,085.00	\$50,000.00
100.2210.320.00.00.00000	Professional Edu Services	\$22,100.00	\$20,000.00	\$2,100.00	\$7,566.00	\$30,000.00
100.2210.330.00.00.00000	Other Professional Services	\$500.00	\$500.00	\$0.00	\$0.00	\$2,002.00
FUNC: IMPROVEMENT OF INSTRUCTION - 2210		\$22,600.00	\$20,500.00	\$2,100.00	\$7,566.00	\$32,002.00
100.2213.111.00.00.00000	Administrative Salaries	\$128,000.00	\$128,000.00	\$0.00	\$137,923.08	\$109,000.00
100.2213.112.00.00.00000	Teacher/Specialist Salaries	\$5,000.00	\$5,000.00	\$0.00	\$0.00	\$5,000.00
100.2213.240.00.00.00000	Tuition Reimbursement	\$204,500.00	\$208,500.00	(\$4,000.00)	\$103,717.90	\$210,507.00
100.2213.320.00.00.00000	Professional Edu Services	\$142,000.00	\$120,203.00	\$21,797.00	\$47,391.44	\$90,601.00
100.2213.321.00.00.00000	Prof Services for Instruction	\$7,500.00	\$8,500.00	(\$1,000.00)	\$4,927.00	\$8,502.00
100.2213.580.00.00.00000	Travel/Workshops	\$4,000.00	\$4,000.00	\$0.00	\$0.00	\$4,001.00
100.2213.610.00.00.00000	Supplies	\$2,000.00	\$3,000.00	(\$1,000.00)	\$900.00	\$3,000.00
100.2213.640.00.00.00000	Books & Info Resources	\$2,000.00	\$3,000.00	(\$1,000.00)	\$399.75	\$3,000.00
FUNC: PROFESSIONAL IMPROVEMENT - 2213		\$495,000.00	\$480,203.00	\$14,797.00	\$295,259.17	\$433,611.00

## Timberlane Regional School District

### Budget - TRSD

Fiscal Year: 2022-2023

Print accounts with zero balance   
  Round to whole dollars   
  Account on new page  
 Exclude inactive accounts with zero balance  
 Definition: Proposed View

From Date: 7/1/2023

To Date: 6/30/2024

Account	Description	FY2024Proposed	FY2023 Voted	FY2024Proposed vs FY2023Voted	FY2022 Actual	FY2022 Voted
100.2219.610.00.00.00000	Supplies	\$200.00	\$201.00	(\$1.00)	\$131.81	\$202.00
FUNC: OTH IMPROVEMENT OF INSTRUCTION - 2219		\$200.00	\$201.00	(\$1.00)	\$131.81	\$202.00
100.2222.112.00.00.00000	Teacher/Specialist Salaries	\$416,987.00	\$419,087.00	(\$2,100.00)	\$416,987.00	\$415,883.00
100.2222.114.00.00.00000	Educational Assistants Salarie	\$176,897.90	\$176,702.08	\$195.82	\$168,921.77	\$166,728.59
100.2222.330.00.00.00000	Other Professional Services	\$0.00	\$0.00	\$0.00	\$0.00	\$1.00
100.2222.430.00.00.00000	Repair and Maintenance	\$0.00	\$0.00	\$0.00	\$0.00	\$1.00
100.2222.610.00.00.00000	Supplies	\$9,585.00	\$8,485.00	\$1,100.00	\$7,448.79	\$8,112.00
100.2222.640.00.00.00000	Books & Info Resources	\$60,900.00	\$60,825.00	\$75.00	\$51,874.05	\$62,200.00
100.2222.641.00.00.00000	Library Periodicals	\$7,282.40	\$7,282.40	\$0.00	\$5,583.84	\$7,507.40
100.2222.643.00.00.00000	Information Access Fees	\$58,857.00	\$57,627.55	\$1,229.45	\$60,081.63	\$65,854.45
100.2222.733.00.00.00000	New Equipment	\$0.00	\$3,023.00	(\$3,023.00)	\$2,302.20	\$2,625.00
100.2222.737.00.00.00000	Replacement Equipment	\$0.00	\$4,001.00	(\$4,001.00)	\$3,790.54	\$4,503.00
FUNC: SCHOOL LIBRARY SERVICES - 2222		\$730,509.30	\$737,033.03	(\$6,523.73)	\$716,989.82	\$733,415.44
100.2223.112.00.00.00000	Teacher/Specialist Salaries	\$5,200.00	\$3,300.00	\$1,900.00	\$1,300.00	\$3,300.00
100.2223.430.00.00.00000	Repair and Maintenance	\$1,450.00	\$1,321.00	\$129.00	\$1,249.00	\$1,203.00
100.2223.580.00.00.00000	Travel/Workshops	\$0.00	\$0.00	\$0.00	\$0.00	\$2.00
100.2223.610.00.00.00000	Supplies	\$2,450.00	\$2,650.00	(\$200.00)	\$798.23	\$2,453.00
100.2223.640.00.00.00000	Books & Info Resources	\$7,645.00	\$7,120.00	\$525.00	\$8,282.16	\$9,271.00
100.2223.733.00.00.00000	New Equipment	\$900.00	\$0.00	\$900.00	\$0.00	\$3.00
100.2223.737.00.00.00000	Replacement Equipment	\$0.00	\$0.00	\$0.00	\$511.50	\$4.00
FUNC: AUDIO VISUAL - 2223		\$17,645.00	\$14,391.00	\$3,254.00	\$12,140.89	\$16,236.00

## Timberlane Regional School District

### Budget - TRSD

Fiscal Year: 2022-2023

Print accounts with zero balance   
  Round to whole dollars   
  Account on new page  
 Exclude inactive accounts with zero balance  
 Definition: Proposed View

From Date: 7/1/2023

To Date: 6/30/2024

Account	Description	FY2024Proposed	FY2023 Voted	FY2024Proposed vs FY2023Voted	FY2022 Actual	FY2022 Voted
100.2311.111.00.00.00000	Administrative Salaries	\$14,000.00	\$14,000.00	\$0.00	\$9,200.00	\$9,200.00
FUNC: SCHOOL BOARD STIPEND - 2311		\$14,000.00	\$14,000.00	\$0.00	\$9,200.00	\$9,200.00
100.2312.115.00.00.00000	Office Salaries	\$6,000.00	\$6,900.00	(\$900.00)	\$3,715.69	\$6,900.00
100.2312.610.00.00.00000	Supplies	\$320.00	\$320.00	\$0.00	\$320.00	\$320.00
FUNC: SCHOOL BOARD CLERK - 2312		\$6,320.00	\$7,220.00	(\$900.00)	\$4,035.69	\$7,220.00
100.2313.111.00.00.00000	Administrative Salaries	\$9,850.00	\$8,200.00	\$1,650.00	\$4,250.00	\$5,000.00
100.2313.610.00.00.00000	Supplies	\$2,500.00	\$1,000.00	\$1,500.00	\$2,240.00	\$1,000.00
FUNC: TREASURER - 2313		\$12,350.00	\$9,200.00	\$3,150.00	\$6,490.00	\$6,000.00
100.2314.340.00.00.00000	Technical Services	\$4,000.00	\$4,000.00	\$0.00	\$7,137.50	\$4,000.00
100.2314.550.00.00.00000	Printing	\$8,000.00	\$6,800.00	\$1,200.00	\$7,607.25	\$6,800.00
100.2314.610.00.00.00000	Supplies	\$3,500.00	\$5,000.00	(\$1,500.00)	\$1,478.78	\$5,000.00
FUNC: DISTRICT MEETING - 2314		\$15,500.00	\$15,800.00	(\$300.00)	\$16,223.53	\$15,800.00
100.2317.330.00.00.00000	Other Professional Services	\$50,000.00	\$45,000.00	\$5,000.00	\$46,357.50	\$34,000.00
FUNC: AUDIT - 2317		\$50,000.00	\$45,000.00	\$5,000.00	\$46,357.50	\$34,000.00
100.2318.330.00.00.00000	Other Professional Services	\$200,000.00	\$175,000.00	\$25,000.00	\$219,930.87	\$120,000.00
FUNC: LEGAL FEES - 2318		\$200,000.00	\$175,000.00	\$25,000.00	\$219,930.87	\$120,000.00
100.2319.115.00.00.00000	Office Salaries	\$11,160.00	\$11,160.00	\$0.00	\$4,000.00	\$5,000.00
100.2319.340.00.00.00000	Technical Services	\$0.00	\$2,000.00	(\$2,000.00)	\$0.00	\$2,000.00

## Timberlane Regional School District

### Budget - TRSD

Fiscal Year: 2022-2023

Print accounts with zero balance   
  Round to whole dollars   
  Account on new page  
 Exclude inactive accounts with zero balance  
 Definition: Proposed View

From Date: 7/1/2023

To Date: 6/30/2024

Account	Description	FY2024Proposed	FY2023 Voted	FY2024Proposed vs FY2023Voted	FY2022 Actual	FY2022 Voted
100.2319.540.00.00.00000	Advertising	\$5,000.00	\$4,000.00	\$1,000.00	\$4,309.73	\$4,000.00
100.2319.580.00.00.00000	Travel/Workshops	\$0.00	\$4,000.00	(\$4,000.00)	\$0.00	\$4,000.00
100.2319.810.00.00.00000	Dues and Fees	\$18,000.00	\$18,000.00	\$0.00	\$15,312.44	\$18,000.00
100.2319.890.00.00.00000	Miscellaneous Expense	\$27,500.00	\$25,000.00	\$2,500.00	\$1,405.00	\$25,000.00
FUNC: OTHER SCHOOL BOARD SERVICES - 2319		\$61,660.00	\$64,160.00	(\$2,500.00)	\$25,027.17	\$58,000.00
100.2321.111.00.00.00000	Administrative Salaries	\$416,713.00	\$305,231.00	\$111,482.00	\$404,376.85	\$280,000.00
100.2321.115.00.00.00000	Office Salaries	\$109,100.00	\$107,500.00	\$1,600.00	\$89,638.05	\$80,000.00
100.2321.240.00.00.00000	Tuition Reimbursement	\$40,000.00	\$10,000.00	\$30,000.00	\$4,150.00	\$5,000.00
100.2321.330.00.00.00000	Other Professional Services	\$10,205.00	\$0.00	\$10,205.00	\$0.00	\$0.00
100.2321.531.00.00.00000	Telephone	\$0.00	\$0.00	\$0.00	\$0.00	\$10,000.00
100.2321.534.00.00.00000	Postage	\$6,000.00	\$4,000.00	\$2,000.00	\$4,089.80	\$4,000.00
100.2321.580.00.00.00000	Travel/Workshops	\$18,000.00	\$18,000.00	\$0.00	\$4,319.89	\$18,000.00
100.2321.610.00.00.00000	Supplies	\$18,500.00	\$18,500.00	\$0.00	\$14,278.40	\$8,500.00
100.2321.621.00.00.00000	Natural Gas	\$0.00	\$3,200.00	(\$3,200.00)	\$0.00	\$3,200.00
100.2321.622.00.00.00000	Electricity	\$0.00	\$10,000.00	(\$10,000.00)	\$0.00	\$10,000.00
100.2321.640.00.00.00000	Books & Info Resources	\$2,000.00	\$200.00	\$1,800.00	\$16.29	\$200.00
100.2321.733.00.00.00000	New Equipment	\$20,000.00	\$9,500.00	\$10,500.00	\$9,565.22	\$9,500.00
100.2321.810.00.00.00000	Dues and Fees	\$12,000.00	\$12,000.00	\$0.00	\$9,383.39	\$12,000.00
100.2321.890.00.00.00000	Miscellaneous Expense	\$25,000.00	\$0.00	\$25,000.00	\$0.00	\$0.00
FUNC: Office of the Superintendent Services - 2321		\$677,518.00	\$498,131.00	\$179,387.00	\$539,817.89	\$440,400.00
100.2330.111.00.00.00000	Administrative Salaries	\$218,000.00	\$218,000.00	\$0.00	\$93,076.80	\$220,008.00
100.2330.112.00.00.00000	Teacher/Specialist Salaries	\$58,924.00	\$24,910.00	\$34,014.00	\$24,910.05	\$23,821.00

## Timberlane Regional School District

### Budget - TRSD

Fiscal Year: 2022-2023

Print accounts with zero balance   
  Round to whole dollars   
  Account on new page  
 Exclude inactive accounts with zero balance  
 Definition: Proposed View

From Date: 7/1/2023

To Date: 6/30/2024

Account	Description	FY2024Proposed	FY2023 Voted	FY2024Proposed vs FY2023Voted	FY2022 Actual	FY2022 Voted
100.2330.115.00.0.00000	Office Salaries	\$103,978.80	\$102,548.90	\$1,429.90	\$53,652.79	\$100,483.50
100.2330.531.00.0.00000	Telephone	\$240.00	\$240.00	\$0.00	\$0.00	\$240.00
100.2330.534.00.0.00000	Postage	\$300.00	\$300.00	\$0.00	\$94.10	\$300.00
100.2330.580.00.0.00000	Travel/Workshops	\$8,200.00	\$8,200.00	\$0.00	\$3,401.13	\$8,225.00
100.2330.610.00.0.00000	Supplies	\$500.00	\$300.00	\$200.00	\$221.95	\$300.00
FUNC: SPECIAL AREA ADMINISTRATIVE SERVICES - 2330		\$390,142.80	\$354,498.90	\$35,643.90	\$175,356.82	\$353,377.50
100.2340.115.00.0.00000	Office Salaries	\$49,647.00	\$52,960.60	(\$3,313.60)	\$46,062.34	\$42,802.50
100.2340.330.00.0.00000	Other Professional Services	\$0.00	\$0.00	\$0.00	\$0.00	\$1.00
100.2340.580.00.0.00000	Travel/Workshops	\$5,000.00	\$5,000.00	\$0.00	\$2,313.71	\$5,000.00
100.2340.610.00.0.00000	Supplies	\$2,000.00	\$6,000.00	(\$4,000.00)	\$820.87	\$8,000.00
100.2340.640.00.0.00000	Books & Info Resources	\$133,550.00	\$104,875.00	\$28,675.00	\$98,514.42	\$99,500.00
100.2340.733.00.0.00000	New Equipment	\$0.00	\$0.00	\$0.00	\$0.00	\$2.00
100.2340.737.00.0.00000	Replacement Equipment	\$0.00	\$0.00	\$0.00	\$0.00	\$2.00
100.2340.810.00.0.00000	Dues and Fees	\$11,000.00	\$0.00	\$11,000.00	\$0.00	\$2.00
FUNC: DIRECTORS OF CURRICULUM - 2340		\$201,197.00	\$168,835.60	\$32,361.40	\$147,711.34	\$155,309.50
100.2410.111.00.0.00000	Administrative Salaries	\$1,942,280.00	\$1,936,811.00	\$5,469.00	\$1,935,512.62	\$1,969,805.00
100.2410.115.00.0.00000	Office Salaries	\$706,179.02	\$725,768.43	(\$19,589.41)	\$694,400.31	\$690,739.90
100.2410.531.00.0.00000	Telephone	\$150,000.00	\$150,000.00	\$0.00	\$119,301.66	\$150,000.00
100.2410.610.00.0.00000	Supplies	\$82,129.00	\$90,630.00	(\$8,501.00)	\$77,630.24	\$92,875.00
100.2410.640.00.0.00000	Books & Info Resources	\$3,800.00	\$4,400.00	(\$600.00)	\$4,163.87	\$4,444.00
100.2410.733.00.0.00000	New Equipment	\$5,011.00	\$7,735.00	(\$2,724.00)	\$7,983.70	\$5,183.00
100.2410.737.00.0.00000	Replacement Equipment	\$20,973.30	\$4,871.00	\$16,102.30	\$8,379.43	\$8,501.97

## Timberlane Regional School District

### Budget - TRSD

Fiscal Year: 2022-2023

Print accounts with zero balance   
  Round to whole dollars   
  Account on new page  
 Exclude inactive accounts with zero balance  
 Definition: Proposed View

From Date: 7/1/2023

To Date: 6/30/2024

Account	Description	FY2024Proposed	FY2023 Voted	FY2024Proposed vs FY2023Voted	FY2022 Actual	FY2022 Voted
100.2410.810.00.00.00000	Dues and Fees	\$26,015.00	\$24,260.00	\$1,755.00	\$21,393.87	\$25,762.00
100.2410.890.00.00.00000	Miscellaneous Expense	\$0.00	\$0.00	\$0.00	\$0.00	\$1.00
FUNC: OFFICE OF THE PRINCIPAL - 2410		\$2,936,387.32	\$2,944,475.43	(\$8,088.11)	\$2,868,765.70	\$2,947,311.87
100.2490.111.00.00.00000	Administrative Salaries	\$104,000.00	\$104,000.00	\$0.00	\$104,000.00	\$89,600.00
100.2490.112.00.00.00000	Teacher/Specialist Salaries	\$1,200.00	\$2,150.00	(\$950.00)	\$7,675.02	\$94,730.00
100.2490.610.00.00.00000	Supplies	\$34,200.00	\$31,400.00	\$2,800.00	\$30,018.71	\$31,400.00
FUNC: OTHER SERVICES.SCHOOL ADMINISTRATION - 2490		\$139,400.00	\$137,550.00	\$1,850.00	\$141,693.73	\$215,730.00
100.2510.310.00.00.00000	Official/Admin Services	\$40,000.00	\$40,000.00	\$0.00	\$22,374.35	\$40,000.00
FUNC: CONTRACTED SERVICES-MEDICAID - 2510		\$40,000.00	\$40,000.00	\$0.00	\$22,374.35	\$40,000.00
100.2511.111.00.00.00000	Administrative Salaries	\$234,500.00	\$357,320.00	(\$122,820.00)	\$213,500.00	\$215,000.00
100.2511.115.00.00.00000	Office Salaries	\$174,320.00	\$50,000.00	\$124,320.00	\$161,444.57	\$100,000.00
FUNC: Supervising Fiscal Services - 2511		\$408,820.00	\$407,320.00	\$1,500.00	\$374,944.57	\$315,000.00
100.2610.111.00.00.00000	Administrative Salaries	\$108,000.00	\$105,000.00	\$3,000.00	\$96,861.56	\$95,481.00
FUNC: SUPERVISION AND OPERATION OF PLANT - 2610		\$108,000.00	\$105,000.00	\$3,000.00	\$96,861.56	\$95,481.00
100.2620.116.00.00.00000	Custodial Salaries	\$2,046,937.68	\$1,850,453.48	\$196,484.20	\$1,692,202.53	\$1,652,030.51
100.2620.126.00.00.00000	Substitute Salaries-Custodian	\$10,000.00	\$10,000.00	\$0.00	\$17,010.31	\$8,000.00
100.2620.290.00.00.00000	Other Employee Benefits	\$32,000.00	\$32,000.00	\$0.00	\$23,321.41	\$32,000.00
100.2620.330.00.00.00000	Other Professional Services	\$132,600.00	\$69,672.00	\$62,928.00	\$39,081.04	\$15,000.00
100.2620.410.00.00.00000	Water/Sewer/Septic	\$74,500.00	\$124,379.80	(\$49,879.80)	\$139,776.21	\$58,000.00

## Timberlane Regional School District

### Budget - TRSD

Fiscal Year: 2022-2023

Print accounts with zero balance   
  Round to whole dollars   
  Account on new page  
 Exclude inactive accounts with zero balance  
 Definition: Proposed View

From Date: 7/1/2023

To Date: 6/30/2024

Account	Description	FY2024Proposed	FY2023 Voted	FY2024Proposed vs FY2023Voted	FY2022 Actual	FY2022 Voted
100.2620.420.00.00.00000	Cleaning Services	\$95,000.00	\$89,500.00	\$5,500.00	\$84,833.50	\$89,500.00
100.2620.430.00.00.00000	Repair and Maintenance	\$282,000.00	\$147,807.00	\$134,193.00	\$223,583.73	\$70,905.00
100.2620.432.00.00.00000	Plumbing & Electric Repair	\$55,000.00	\$50,000.00	\$5,000.00	\$53,446.41	\$0.00
100.2620.440.00.00.00000	Rentals	\$0.00	\$0.00	\$0.00	\$372.43	\$0.00
100.2620.520.00.00.00000	Insurance	\$222,558.00	\$207,998.00	\$14,560.00	\$151,215.31	\$194,391.00
100.2620.580.00.00.00000	Travel/Workshops	\$14,500.00	\$11,000.00	\$3,500.00	\$419.24	\$6,000.00
100.2620.610.00.00.00000	Supplies	\$268,100.00	\$259,150.00	\$8,950.00	\$292,514.78	\$259,050.00
100.2620.621.00.00.00000	Natural Gas	\$140,000.00	\$117,700.00	\$22,300.00	\$137,356.60	\$107,000.00
100.2620.622.00.00.00000	Electricity	\$700,000.00	\$493,900.00	\$206,100.00	\$537,620.06	\$449,000.00
100.2620.623.00.00.00000	Bottled Gas	\$33,000.00	\$33,000.00	\$0.00	\$23,209.99	\$30,000.00
100.2620.624.00.00.00000	Fuel Oil	\$247,000.00	\$160,504.50	\$86,495.50	\$128,155.97	\$144,805.00
100.2620.629.00.00.00000	Other Energy	\$0.00	\$0.00	\$0.00	\$0.00	\$1.00
100.2620.643.00.00.00000	Information Access Fees	\$27,000.00	\$20,500.00	\$6,500.00	\$12,816.30	\$6,500.00
100.2620.733.00.00.00000	New Equipment	\$11,100.00	\$2,501.00	\$8,599.00	\$0.00	\$2,501.00
100.2620.737.00.00.00000	Replacement Equipment	\$64,500.00	\$59,900.00	\$4,600.00	\$35,341.01	\$39,500.00
100.2620.810.00.00.00000	Dues and Fees	\$0.00	\$0.00	\$0.00	\$95.00	\$0.00
<b>FUNC: OPERATING BUILDINGS SERVICES - 2620</b>		<b>\$4,455,795.68</b>	<b>\$3,739,965.78</b>	<b>\$715,829.90</b>	<b>\$3,592,371.83</b>	<b>\$3,164,183.51</b>
100.2630.420.00.00.00000	Cleaning Services	\$195,075.00	\$46,000.00	\$149,075.00	\$11,692.50	\$11,000.00
100.2630.422.00.00.00000	Snow Removal	\$12,000.00	\$10,000.00	\$2,000.00	\$3,936.09	\$10,000.00
100.2630.430.00.00.00000	Repair and Maintenance	\$15,000.00	\$11,320.00	\$3,680.00	\$9,853.88	\$8,000.00
100.2630.440.00.00.00000	Rentals	\$20,000.00	\$0.00	\$20,000.00	\$0.00	\$0.00
100.2630.610.00.00.00000	Supplies	\$173,949.00	\$100,000.00	\$73,949.00	\$38,336.47	\$47,000.00
100.2630.733.00.00.00000	New Equipment	\$41,000.00	\$34,620.00	\$6,380.00	\$0.00	\$1.00

## Timberlane Regional School District

### Budget - TRSD

Fiscal Year: 2022-2023

Print accounts with zero balance   
  Round to whole dollars   
  Account on new page  
 Exclude inactive accounts with zero balance  
 Definition: Proposed View

From Date: 7/1/2023

To Date: 6/30/2024

Account	Description	FY2024Proposed	FY2023 Voted	FY2024Proposed vs FY2023Voted	FY2022 Actual	FY2022 Voted
100.2630.737.00.00.00000	Replacement Equipment	\$12,500.00	\$7,000.00	\$5,500.00	\$18,644.58	\$20,000.00
FUNC: CARE AND OPERATION OF GROUNDS - 2630		\$469,524.00	\$208,940.00	\$260,584.00	\$82,463.52	\$96,001.00
100.2640.430.00.00.00000	Repair and Maintenance	\$115,000.00	\$114,991.21	\$8.79	\$108,718.47	\$105,000.00
FUNC: CARE AND UPKEEP OF EQUIPMENT - 2640		\$115,000.00	\$114,991.21	\$8.79	\$108,718.47	\$105,000.00
100.2650.430.00.00.00000	Repair and Maintenance	\$20,000.00	\$10,629.00	\$9,371.00	\$11,371.90	\$8,000.00
100.2650.626.00.00.00000	Gasoline	\$20,000.00	\$15,000.00	\$5,000.00	\$14,690.02	\$9,000.00
100.2650.733.00.00.00000	New Equipment	\$0.00	\$0.00	\$0.00	\$0.00	\$1.00
100.2650.737.00.00.00000	Replacement Equipment	\$50,000.00	\$75,000.00	(\$25,000.00)	\$0.00	\$42,000.00
FUNC: VEHICLE OPERATION AND MAINTENANCE - 2650		\$90,000.00	\$100,629.00	(\$10,629.00)	\$26,061.92	\$59,001.00
100.2660.330.00.00.00000	Other Professional Services	\$81,551.00	\$79,040.00	\$2,511.00	\$94,193.99	\$79,040.00
100.2660.340.00.00.00000	Technical Services	\$19,400.00	\$19,400.00	\$0.00	\$14,262.82	\$19,400.00
100.2660.430.00.00.00000	Repair and Maintenance	\$35,000.00	\$25,730.00	\$9,270.00	\$16,142.62	\$16,000.00
100.2660.490.00.00.00000	Other Purchased Property Sei	\$9,000.00	\$6,500.00	\$2,500.00	\$10,614.83	\$6,500.00
FUNC: SECURITY SERVICES - 2660		\$144,951.00	\$130,670.00	\$14,281.00	\$135,214.26	\$120,940.00
100.2721.519.00.00.00000	Student Transportation	\$2,591,179.36	\$2,395,093.70	\$196,085.66	\$2,385,838.91	\$2,317,953.40
FUNC: REGULAR PROGRAM TRANSP - 2721		\$2,591,179.36	\$2,395,093.70	\$196,085.66	\$2,385,838.91	\$2,317,953.40
100.2722.519.00.00.00000	Student Transportation	\$1,557,324.84	\$1,065,035.49	\$492,289.35	\$780,021.09	\$1,053,643.00
FUNC: SPECIAL EDUCATION TRANSP - 2722		\$1,557,324.84	\$1,065,035.49	\$492,289.35	\$780,021.09	\$1,053,643.00

## Timberlane Regional School District

### Budget - TRSD

Fiscal Year: 2022-2023

Print accounts with zero balance   
  Round to whole dollars   
  Account on new page  
 Exclude inactive accounts with zero balance  
 Definition: Proposed View

From Date: 7/1/2023

To Date: 6/30/2024

Account	Description	FY2024Proposed	FY2023 Voted	FY2024Proposed vs FY2023Voted	FY2022 Actual	FY2022 Voted
100.2723.519.00.00.00000	Student Transportation	\$79,832.40	\$74,756.40	\$5,076.00	\$47,830.87	\$87,284.40
FUNC: VOCATIONAL TRANSPORTATION - 2723		\$79,832.40	\$74,756.40	\$5,076.00	\$47,830.87	\$87,284.40
100.2724.519.00.00.00000	Student Transportation	\$148,531.60	\$103,030.00	\$45,501.60	\$77,813.56	\$90,131.00
FUNC: ATHLETIC TRANSPORTATION - 2724		\$148,531.60	\$103,030.00	\$45,501.60	\$77,813.56	\$90,131.00
100.2725.519.00.00.00000	Student Transportation	\$59,528.00	\$42,676.00	\$16,852.00	\$9,266.01	\$38,490.00
FUNC: FIELD TRIP TRANSPORTATION - 2725		\$59,528.00	\$42,676.00	\$16,852.00	\$9,266.01	\$38,490.00
100.2729.519.00.00.00000	Student Transportation	\$18,200.00	\$13,000.00	\$5,200.00	\$6,346.90	\$13,500.00
FUNC: MUSIC TRANSPORTATION - 2729		\$18,200.00	\$13,000.00	\$5,200.00	\$6,346.90	\$13,500.00
100.2831.111.00.00.00000	Administrative Salaries	\$85,000.00	\$198,000.00	(\$113,000.00)	\$107,045.97	\$95,000.00
100.2831.115.00.00.00000	Office Salaries	\$163,000.00	\$50,000.00	\$113,000.00	\$129,047.75	\$90,000.00
100.2831.330.00.00.00000	Other Professional Services	\$0.00	\$5,000.00	(\$5,000.00)	\$3,738.00	\$5,000.00
100.2831.643.00.00.00000	Information Access Fees	\$1,295.00	\$6,500.00	(\$5,205.00)	\$0.00	\$6,500.00
FUNC: Supervision of Staff Services - 2831		\$249,295.00	\$259,500.00	(\$10,205.00)	\$239,831.72	\$196,500.00
100.2840.111.00.00.00000	Administrative Salaries	\$113,940.00	\$113,940.00	\$0.00	\$113,940.00	\$113,940.00
100.2840.114.00.00.00000	Educational Assistants Salarie	\$57,193.50	\$57,200.00	(\$6.50)	\$55,787.07	\$61,093.50
100.2840.430.00.00.00000	Repair and Maintenance	\$49,000.00	\$49,000.00	\$0.00	\$45,620.00	\$47,500.00
100.2840.610.00.00.00000	Supplies	\$15,000.00	\$15,000.00	\$0.00	\$12,160.29	\$15,000.00
100.2840.643.00.00.00000	Information Access Fees	\$155,368.00	\$209,682.00	(\$54,314.00)	\$149,600.13	\$149,863.52
100.2840.650.00.00.00000	Software	\$70,675.00	\$68,840.00	\$1,835.00	\$69,180.50	\$87,992.00

## Timberlane Regional School District

### Budget - TRSD

Fiscal Year: 2022-2023

Print accounts with zero balance   
  Round to whole dollars   
  Account on new page  
 Exclude inactive accounts with zero balance  
 Definition: Proposed View

From Date: 7/1/2023

To Date: 6/30/2024

Account	Description	FY2024Proposed	FY2023 Voted	FY2024Proposed vs FY2023Voted	FY2022 Actual	FY2022 Voted
100.2840.734.00.00.00000	New Computer/Netwk Equip	\$0.00	\$0.00	\$0.00	\$403.90	\$0.00
100.2840.738.00.00.00000	Replacement Computer/Netw	\$25,000.00	\$25,000.00	\$0.00	\$17,335.29	\$15,000.00
FUNC: COMPUTER SERVICES - 2840		\$486,176.50	\$538,662.00	(\$52,485.50)	\$464,027.18	\$490,389.02
100.2900.210.00.00.00000	Group Insurance	\$13,590,679.98	\$11,322,466.23	\$2,268,213.75	\$10,563,230.48	\$10,565,695.13
100.2900.220.00.00.00000	FICA	\$2,842,686.05	\$2,558,916.03	\$283,770.02	\$2,648,847.35	\$2,588,681.09
100.2900.231.00.00.00000	Non-teacher Retirement	\$1,195,427.14	\$1,125,767.46	\$69,659.68	\$1,084,373.99	\$1,110,259.22
100.2900.232.00.00.00000	Teacher Retirement	\$5,486,818.95	\$5,533,875.75	(\$47,056.80)	\$5,575,719.78	\$5,599,877.05
100.2900.250.00.00.00000	Unemployment Compensator	\$30,000.00	\$30,000.00	\$0.00	\$17,959.00	\$30,000.00
100.2900.260.00.00.00000	Worker's Compensation	\$267,420.00	\$291,433.00	(\$24,013.00)	\$191,014.11	\$273,903.00
100.2900.290.00.00.00000	Other Employee Benefits	\$50,000.00	\$49,858.00	\$142.00	\$11,457.83	\$3,000.00
FUNC: SUPPORT SERVICES-OTHER - 2900		\$23,463,032.12	\$20,912,316.47	\$2,550,715.65	\$20,092,602.54	\$20,171,415.49
100.3120.119.00.00.00000	Food Service Salaries	\$54,388.00	\$27,924.00	\$26,464.00	\$0.00	\$0.00
FUNC: FOOD SERVICE OPERATIONS - 3120		\$54,388.00	\$27,924.00	\$26,464.00	\$0.00	\$0.00
100.4200.430.00.00.00000	Repair and Maintenance	\$150,000.00	\$150,000.00	\$0.00	\$81,489.25	\$150,000.00
FUNC: SITE IMPROVEMENT - 4200		\$150,000.00	\$150,000.00	\$0.00	\$81,489.25	\$150,000.00
100.4600.450.00.00.00000	Construction Services	\$1,892,200.00	\$892,200.00	\$1,000,000.00	\$347,778.39	\$1,883,592.94
FUNC: BUILDING IMPROVEMENT - 4600		\$1,892,200.00	\$892,200.00	\$1,000,000.00	\$347,778.39	\$1,883,592.94
100.5221.930.00.00.00000	Fund Transfers	\$1,582,314.00	\$1,404,186.04	\$178,127.96	\$0.00	\$1,404,186.04
FUNC: FOOD SERVICE FUND - 5221		\$1,582,314.00	\$1,404,186.04	\$178,127.96	\$0.00	\$1,404,186.04

## Timberlane Regional School District

### Budget - TRSD

Fiscal Year: 2022-2023

- Print accounts with zero balance   
  Round to whole dollars   
  Account on new page  
 Exclude inactive accounts with zero balance  
 Definition: Proposed View

From Date: 7/1/2023

To Date: 6/30/2024

Account	Description	FY2024Proposed	FY2023 Voted	FY2024Proposed vs FY2023Voted	FY2022 Actual	FY2022 Voted
100.5222.930.00.00.00000	Fund Transfers	\$1,300,000.00	\$1,300,000.00	\$0.00	\$0.00	\$1,300,000.00
FUNC: FEDERAL PROJECTS - 5222		\$1,300,000.00	\$1,300,000.00	\$0.00	\$0.00	\$1,300,000.00
100.5223.930.00.00.00000	Fund Transfers	\$77,500.00	\$77,500.00	\$0.00	(\$20,718.64)	\$77,500.00
FUNC: PERFORMING ARTS CTR PROGRAMS - 5223		\$77,500.00	\$77,500.00	\$0.00	(\$20,718.64)	\$77,500.00
100.5250.930.00.00.00000	Fund Transfers	\$250,000.00	\$250,000.00	\$0.00	\$0.00	\$250,000.00
FUNC: CAPITAL RESERVE FUNDS - 5250		\$250,000.00	\$250,000.00	\$0.00	\$0.00	\$250,000.00
<b>Grand Total:</b>		<b>\$83,270,418.18</b>	<b>\$76,317,328.95</b>	<b>\$6,953,089.23</b>	<b>\$68,379,163.11</b>	<b>\$75,648,153.79</b>

End of Report



**Default Budget**  
**NH RSA 40:13 Use of Official Ballot (in part)**

IX. (b) "Default budget" as used in this subdivision means the amount of the same appropriations as contained in the operating budget authorized for the previous year, reduced and increased, as the case may be, by debt service, contracts, and other obligations previously incurred or mandated by law, and reduced by one-time expenditures contained in the operating budget and by salaries and benefits of positions that have been eliminated in the proposed budget. For the purposes of this paragraph, one-time expenditures shall be appropriations not likely to recur in the succeeding budget, and eliminated positions shall not include vacant positions under recruitment or positions redefined in the proposed operating budget, as determined by the governing body, unless the provisions of RSA 40:14-b are adopted, of the local political subdivision. In calculating the default budget amount, the governing body shall follow the statutory formula which may result in a higher or lower amount than the proposed operating budget.

(c) "Contracts" as used in this subdivision means contracts previously approved, in the amount so approved, by the legislative body in either the operating budget authorized for the previous year or in a separate warrant article for a previous year.

XI. (a) The default budget shall be disclosed and presented for questions and discussion at the first budget hearing held pursuant to RSA 32:5 or RSA 197:6. The governing body, unless the provisions of RSA 40:14-b are adopted, shall complete a default budget form created by the department of revenue administration to demonstrate how the default budget amount was calculated. The line item details for changes under subparagraph (2) shall be available for inspection by voters. The form and associated calculations shall, at a minimum, include the following:

- (1) Appropriations contained in the previous year's operating budget;
- (2) Reductions and increases to the previous year's operating budget including identification of specific items that constitute a change by account code, and the reasons for each change;
- (3) One-time expenditures as defined under subparagraph IX(b); and
- (4) Reductions for eliminated positions and benefit expenditures as defined under subparagraph IX(b).

(b) This amount shall not be amended by the legislative body. However, this amount may be adjusted by the governing body, unless the provisions of RSA 40:14-b are adopted, acting on relevant new information at any time before the ballots are printed, provided the governing body, unless the provisions of RSA 40:14-b are adopted, completes an amended default budget form.

**Timberlane Regional School District  
FY2024 Proposed vs Default Budget Variance**

FY2024 Default Budget	81,401,107
FY2024 Proposed Budget	<u>83,270,418</u>
Variance	<u><u>1,869,311</u></u>

**The information below explains the \$1,869,311 variance  
between the proposed and default budget**

Capital improvement requested funds	1,000,000	1
Maintenance & Repair	219,760	2
Professional Services	157,038	3
District wide equipment <sup>3</sup>	73,570	4
New requested positions	140,000	5
Benefits FICA / NHRS	107,944	6
District wide Professional Development	10,000	7
FY2023 expense removed from the default budget	75,000	8
FY2023 expense removed from the default budget	21,000	9
FY2023 expense removed from the default budget	65,000	10
<b>Total Variance Between Proposed &amp; Default Budget</b>	<u><u>1,869,311</u></u>	

1 CIP funds needed for HVAC, boilers, roofs, windows, and other major projects

2 Maintenance & Repair:

Asbestos Floor Tile Abatement and Repairs	65,000
Unanticipated General Repairs	18,000
Roof Repairs and Leaks	15,000
Maintenance High School	25,000
Maintenance Middle School	20,000
Maintenance SAU	15,000
Maintenance Atkinson	10,000
Maintenance Danville	10,000
Maintenance Pollard	10,000
Maintenance Sandown North	10,000
Maintenance Sandown Central	8,000
Wall Pads for Atkinson Calm Room	7,760
Replace Old Water Fountains with Bottle Filling	5,000
Annual Electrical Permits	1,000
Total	<u>219,760</u>

3 Professional Services:

Contracted Services Psychology	28,000
Legal Fees	25,000
Infinite Visions ERP	15,000
Prof Services Student Services	14,910
Annual Audit	10,000
Gymnasium Floor Recoat	9,000
PAC Turntable PM and Inspection	7,500
Gymnasium Equipment Inspections	5,428
Elevator Inspections and Testing	3,500
UST Inspection, Tank/Pipe Monitoring, Annual	3,500
Auditorium Seating Inspection	3,200
Fire Extinguisher Testing/Inspection	3,000
Kitchen Hood Cleaning	3,000
Mosquito and Tick Prevention (As Needed)	3,000
Burglar Alarm Monitoring Fees	2,500
Elevator 5 Year Load Test-SAU	2,500
Exterior Bleacher Inspection	2,500
Interior Bleacher Inspections	2,500
Asbestos 6 month Inspections	2,000
Backflow Preventer Testing	2,000
Stage Rigging Inspection	2,000
Kitchen Fire Suppression Testing and Inspection	1,800
Boiler Inspections/Certification	1,500
UST Inspection, Corrosion, 3-year	1,500
Generator PM's SAU and Danville	1,200
Above Ground Oil Storage Tank Inspections	1,000
Total	<u>157,038</u>

4 District Wide Equipment:

Replacement Concert Uniforms - Dresses	27,500
Replace cafeteria tables AA	15,089
Projectors for Elementary School Cafes	15,000
Security cameras addition/replacement	7,000
Replace klin HS	4,054
New laminator PS	2,410
W VEX V5 System Sensors Industrial Technology HS	2,000
New classroom rugs DE	517
Total	<u>73,570</u>

- 5 Two new maintenance positions at \$70K each
- 6 FICA and NHRS for new positions and FY23 budget true up
- 7 PD funds for non-union employees
- 8 One time expense to replace facilities vehicle
- 9 One time expense to replace music instruments
- 10 One time expense to replace district wide equipment

**Timberlane Regional School District  
FY2024 Default Budget**

Salaries	36,549,850
Benefits	21,162,816
Operating	18,604,663
<b>FY2023 Voted Budget</b>	<b>76,317,329</b>

Salaries Increase	328,323	1
Union Education Benefit TCU & TCWU	30,000	2
FICA	257,245	3
Classified-Retirement	21,211	4
Certified-Retirement	(79,116)	5
Insurance	2,311,787	6
Transportation	761,005	7
Food Service	178,128	8
Special Education	984,500	9
Utilities Increase	451,696	10
One Time Budget Item	(75,000)	11
One Time Budget Item	(21,000)	12
One Time Budget Item	(65,000)	13
<b>Total Adjustments</b>	<b>5,083,778</b>	
<b>FY2024 Default Budget</b>	<b>81,401,107</b>	
<b>Increase %</b>	<b>6.7%</b>	

**Notes:**

- 1 Salary Increase:
 

Custodial Union (TCU) increase per CBA	99,146
Cafeteria Workers Union (TCWU) increase per CBA	26,464
Increase in subs rate approved in FY2023	80,000
Non-Union Increase	122,713
Total	328,323
- 2 TCU & TCWU Article 8.1 Education Benefit
- 3 FICA adjustment to reflect YTD salaries
- 4 Classified-Retirement adjustment to reflect YTD salaries
- 5 Certified-Retirement adjustment to reflect YTD salaries
- 6 Insurance Increase:
 

Health & Dental increase reflects a 10.8% GMR	2,268,214
Property & Liability per Primex GMR	14,560
Workers Comp. per Primex GMR	24,013
Unemployment per Primex GMR	5,000
Total	2,311,787
- 7 New Rate for transportation per FY2023 bid
- 8 Food Service increase based on new contract and rates
- 9 Special Education Increase:
 

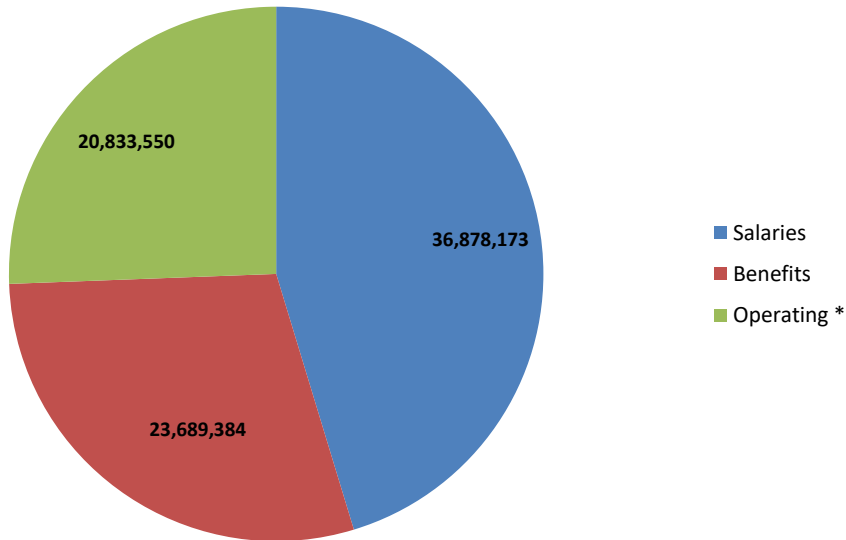
Tuition	751,000
Contracted Services	150,000
Supplies	68,500
ESOL Required Services	15,000
Total	984,500
- 10 Utilities Increase:
 

Electricity	296,100
Natural Gas	59,100
Vehicle Fuel	10,000
Heating Oil	86,496
Total	451,696
- 11 Replacement of facilities vehicle
- 12 Replacement of music instruments
- 13 Replacement of district wide equipment/Info Access Fees

# Timberlane Regional School District

## FY2024 Default Budget

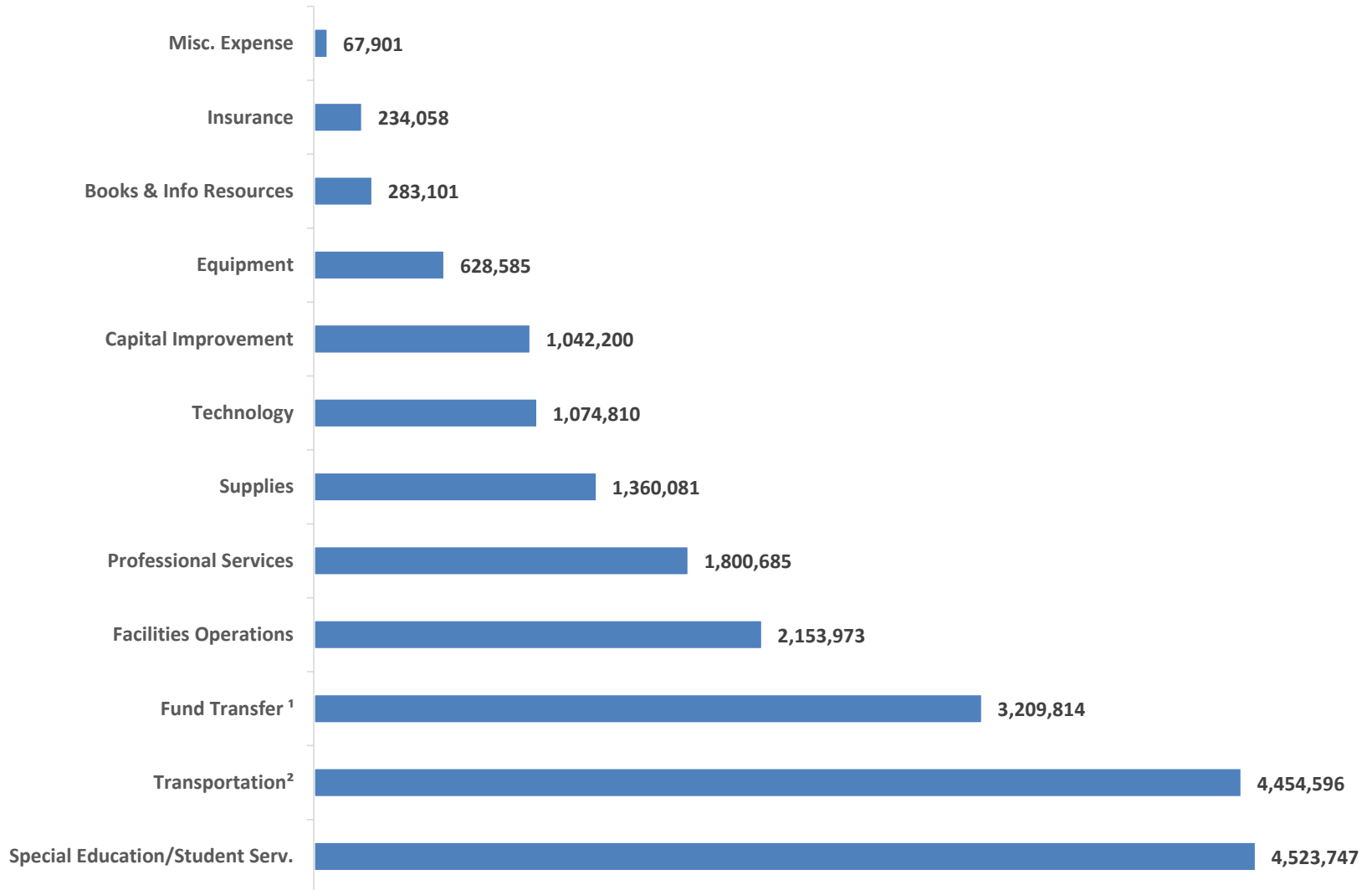
	<u>Default FY2024</u>	<u>Voted FY2023</u>	<u>Change</u>	
Salaries	36,878,173 45.3%	36,549,850 47.9%	328,323	0.9%
Benefits	23,689,384 29.1%	21,162,816 27.7%	2,526,567	11.9%
Operating *	20,833,550 25.6%	18,604,663 24.4%	2,228,887	12.0%
<b>Total Budget</b>	<b>81,401,107</b>	<b>76,317,329</b>	<b>5,083,778</b>	<b>6.7%</b>



## FY2023 Voted Budget Recap

Warrant Article #2 Operating Budget Account(s): Misc	\$75,753,607
Warrant Article #3 CBA - TAAM W/A #4 Account(s): Miscellaneous	\$135,552
Warrant Article #5 CBA - TCU W/A #5 Account(s): Miscellaneous	\$137,283
Warrant Article #7 CBA - TFSU W/A #7 Account(s): Miscellaneous	\$40,887
<b>Subtotal Excluding Capital Reserve:</b>	<b>\$76,067,329</b>
Warrant Article #9 Capital Reserve Contribution Account(s): 5250.930.01.33	\$250,000
<b>Total Voted Budget:</b>	<b>\$76,317,329</b>

## FY2024 Operating Expenses



1. Includes Food Service, Capital Reserve and PAC

2. Special Education Transportation is \$1.5M

## Timberlane Regional School District

### Budget - TRSD

Fiscal Year: 2022-2023

Print accounts with zero balance   
  Round to whole dollars   
  Account on new page  
 Exclude inactive accounts with zero balance  
 Definition: Default View

From Date: 7/1/2023

To Date: 6/30/2024

Account	Description	FY2024 Default	FY2023 Voted	Variance
100.1100.112.00.00.00000	Salaries-Teachers	\$16,122,769.04	\$16,122,769.04	\$0.00
100.1100.114.00.00.00000	Educational Assistants Salarie	\$1,413,966.16	\$1,413,966.16	\$0.00
100.1100.115.00.00.00000	Office Salaries	\$31,831.50	\$31,831.50	\$0.00
100.1100.117.00.00.00000	Home Instruction / ESOL	\$10,000.00	\$10,000.00	\$0.00
100.1100.122.00.00.00000	Substitute Salaries- Teachers	\$400,000.00	\$320,000.00	\$80,000.00
100.1100.123.00.00.00000	Long Term Substitutes	\$190,000.00	\$190,000.00	\$0.00
100.1100.320.00.00.00000	Professional Edu Services	\$4,000.00	\$4,000.00	\$0.00
100.1100.330.00.00.00000	Other Professional Services	\$22,450.00	\$22,450.00	\$0.00
100.1100.430.00.00.00000	Repair and Maintenance	\$54,483.00	\$54,483.00	\$0.00
100.1100.550.00.00.00000	Printing	\$2,500.00	\$2,500.00	\$0.00
100.1100.580.00.00.00000	Travel/Workshops	\$7,501.00	\$7,501.00	\$0.00
100.1100.610.00.00.00000	Supplies	\$567,680.75	\$567,680.75	\$0.00
100.1100.640.00.00.00000	Books & Info Resources	\$73,627.00	\$73,627.00	\$0.00
100.1100.643.00.00.00000	Information Access Fees	\$257,216.00	\$257,216.00	\$0.00
100.1100.650.00.00.00000	Software	\$117,012.00	\$117,012.00	\$0.00
100.1100.733.00.00.00000	New Equipment	\$56,784.00	\$77,784.00	(\$21,000.00)
100.1100.734.00.00.00000	New Computer/Netwk Equip	\$15,000.00	\$15,000.00	\$0.00
100.1100.737.00.00.00000	Replacement Equipment	\$71,315.21	\$71,315.21	\$0.00
100.1100.738.00.00.00000	Replacement Computer/Netw	\$274,025.00	\$274,025.00	\$0.00
100.1100.810.00.00.00000	Dues and Fees	\$8,521.00	\$8,521.00	\$0.00
<b>FUNC: REGULAR EDUCATION - 1100</b>		<b>\$19,700,681.66</b>	<b>\$19,641,681.66</b>	<b>\$59,000.00</b>
100.1200.111.00.00.00000	Administrative Salaries	\$290,000.00	\$290,000.00	\$0.00
100.1200.112.00.00.00000	Teacher/Specialist Salaries	\$3,805,810.00	\$3,805,810.00	\$0.00

## Timberlane Regional School District

### Budget - TRSD

Fiscal Year: 2022-2023

Print accounts with zero balance   
  Round to whole dollars   
  Account on new page  
 Exclude inactive accounts with zero balance  
 Definition: Default View

From Date: 7/1/2023

To Date: 6/30/2024

Account	Description	FY2024 Default	FY2023 Voted	Variance
100.1200.114.00.00.00000	Educational Assistants Salarie	\$2,922,787.06	\$2,922,787.06	\$0.00
100.1200.115.00.00.00000	Office Salaries	\$81,464.85	\$81,464.85	\$0.00
100.1200.117.00.00.00000	Home Instruction / ESOL	\$20,000.00	\$20,000.00	\$0.00
100.1200.124.00.00.00000	Substitute Salaries- Assistants	\$55,000.00	\$55,000.00	\$0.00
100.1200.320.00.00.00000	Professional Edu Services	\$7,500.00	\$7,500.00	\$0.00
100.1200.330.00.00.00000	Other Professional Services	\$820,000.00	\$670,000.00	\$150,000.00
100.1200.430.00.00.00000	Repair and Maintenance	\$50,000.00	\$2,000.00	\$48,000.00
100.1200.561.00.00.00000	Tuition-Other LEA's in State	\$30,000.00	\$30,000.00	\$0.00
100.1200.564.00.00.00000	Tuition-Private	\$4,228,000.00	\$3,477,000.00	\$751,000.00
100.1200.580.00.00.00000	Travel/Workshops	\$6,620.00	\$6,620.00	\$0.00
100.1200.610.00.00.00000	Supplies	\$67,361.00	\$49,361.00	\$18,000.00
100.1200.640.00.00.00000	Books & Info Resources	\$14,478.00	\$14,478.00	\$0.00
100.1200.643.00.00.00000	Information Access Fees	\$50,000.00	\$50,000.00	\$0.00
100.1200.650.00.00.00000	Software	\$4,500.00	\$2,000.00	\$2,500.00
100.1200.733.00.00.00000	New Equipment	\$3,482.00	\$3,482.00	\$0.00
100.1200.737.00.00.00000	Replacement Equipment	\$1,200.00	\$1,200.00	\$0.00
100.1200.738.00.00.00000	Replacement Computer/Netw	\$30,000.00	\$30,000.00	\$0.00
<b>FUNC: SPECIAL EDUCATION - 1200</b>		<b>\$12,488,202.91</b>	<b>\$11,518,702.91</b>	<b>\$969,500.00</b>
100.1260.117.00.00.00000	Home Instruction / ESOL	\$53,013.00	\$53,013.00	\$0.00
100.1260.330.00.00.00000	Other Professional Services	\$15,000.00	\$0.00	\$15,000.00
<b>FUNC: BILINGUAL EDUCATION - 1260</b>		<b>\$68,013.00</b>	<b>\$53,013.00</b>	<b>\$15,000.00</b>
100.1300.561.00.00.00000	Tuition-Other LEA's in State	\$145,000.00	\$145,000.00	\$0.00
<b>FUNC: VOCATIONAL EDUCATION - 1300</b>		<b>\$145,000.00</b>	<b>\$145,000.00</b>	<b>\$0.00</b>

## Timberlane Regional School District

### Budget - TRSD

Fiscal Year: 2022-2023

Print accounts with zero balance   
  Round to whole dollars   
  Account on new page  
 Exclude inactive accounts with zero balance  
 Definition: Default View

From Date: 7/1/2023

To Date: 6/30/2024

Account	Description	FY2024 Default	FY2023 Voted	Variance
100.1410.112.00.00.00000	Teacher/Specialist Salaries	\$128,900.00	\$128,900.00	\$0.00
100.1410.610.00.00.00000	Supplies	\$37,300.00	\$37,300.00	\$0.00
100.1410.810.00.00.00000	Dues and Fees	\$15,756.00	\$15,756.00	\$0.00
100.1410.890.00.00.00000	Miscellaneous Expense	\$45,001.00	\$45,001.00	\$0.00
FUNC: STUDENT ACTIVITIES - 1410		\$226,957.00	\$226,957.00	\$0.00
100.1420.111.00.00.00000	Administrative Salaries	\$114,000.00	\$114,000.00	\$0.00
100.1420.112.00.00.00000	Teacher/Specialist Salaries	\$257,325.00	\$257,325.00	\$0.00
100.1420.115.00.00.00000	Office Salaries	\$41,980.40	\$41,980.40	\$0.00
100.1420.330.00.00.00000	Other Professional Services	\$4,800.00	\$4,800.00	\$0.00
100.1420.390.00.00.00000	Game Expenses	\$80,505.00	\$80,505.00	\$0.00
100.1420.430.00.00.00000	Repair and Maintenance	\$8,200.00	\$8,200.00	\$0.00
100.1420.520.00.00.00000	Insurance	\$11,500.00	\$11,500.00	\$0.00
100.1420.580.00.00.00000	Travel/Workshops	\$900.00	\$900.00	\$0.00
100.1420.610.00.00.00000	Supplies	\$73,762.00	\$73,762.00	\$0.00
100.1420.643.00.00.00000	Information Access Fees	\$7,292.00	\$7,292.00	\$0.00
100.1420.733.00.00.00000	New Equipment	\$6,500.00	\$6,500.00	\$0.00
100.1420.737.00.00.00000	Replacement Equipment	\$900.00	\$900.00	\$0.00
100.1420.810.00.00.00000	Dues and Fees	\$10,190.00	\$10,190.00	\$0.00
100.1420.880.00.00.00000	Miscellaneous Expense	\$11,500.00	\$11,500.00	\$0.00
100.1420.890.00.00.00000	Miscellaneous Expense	\$43,900.00	\$43,900.00	\$0.00
FUNC: ATHLETICS - 1420		\$673,254.40	\$673,254.40	\$0.00
100.1430.112.00.00.00000	Teacher/Specialist Salaries	\$30,000.00	\$30,000.00	\$0.00

## Timberlane Regional School District

### Budget - TRSD

Fiscal Year: 2022-2023

Print accounts with zero balance   
  Round to whole dollars   
  Account on new page  
 Exclude inactive accounts with zero balance  
 Definition: Default View

From Date: 7/1/2023

To Date: 6/30/2024

Account	Description	FY2024 Default	FY2023 Voted	Variance
100.1430.320.00.00.00000	Professional Edu Services	\$4,000.00	\$4,000.00	\$0.00
100.1430.610.00.00.00000	Supplies	\$300.00	\$300.00	\$0.00
FUNC: SUMMER SCHOOL - 1430		\$34,300.00	\$34,300.00	\$0.00
100.1600.112.00.00.00000	Teacher/Specialist Salaries	\$100,000.00	\$100,000.00	\$0.00
100.1600.115.00.00.00000	Office Salaries	\$13,898.70	\$13,898.70	\$0.00
100.1600.320.00.00.00000	Professional Edu Services	\$2,000.00	\$2,000.00	\$0.00
100.1600.610.00.00.00000	Supplies	\$11,000.00	\$11,000.00	\$0.00
100.1600.640.00.00.00000	Books & Info Resources	\$2,700.00	\$2,700.00	\$0.00
100.1600.643.00.00.00000	Information Access Fees	\$15,000.00	\$15,000.00	\$0.00
FUNC: ALTERNATIVE/CONTINUING EDUC. - 1600		\$144,598.70	\$144,598.70	\$0.00
100.2122.111.00.00.00000	Administrative Salaries	\$109,000.00	\$109,000.00	\$0.00
100.2122.112.00.00.00000	Teacher/Specialist Salaries	\$1,178,994.44	\$1,178,994.44	\$0.00
100.2122.115.00.00.00000	Office Salaries	\$140,082.10	\$140,082.10	\$0.00
100.2122.320.00.00.00000	Professional Edu Services	\$8,655.80	\$8,655.80	\$0.00
100.2122.550.00.00.00000	Printing	\$1,270.00	\$1,270.00	\$0.00
100.2122.580.00.00.00000	Travel/Workshops	\$200.00	\$200.00	\$0.00
100.2122.610.00.00.00000	Supplies	\$7,671.00	\$7,671.00	\$0.00
100.2122.640.00.00.00000	Books & Info Resources	\$1,686.00	\$1,686.00	\$0.00
100.2122.733.00.00.00000	New Equipment	\$470.00	\$470.00	\$0.00
FUNC: GUIDANCE - 2122		\$1,448,029.34	\$1,448,029.34	\$0.00
100.2134.113.00.00.00000	Nurses Salaries	\$629,031.53	\$629,031.53	\$0.00

## Timberlane Regional School District

### Budget - TRSD

Fiscal Year: 2022-2023

Print accounts with zero balance   
  Round to whole dollars   
  Account on new page  
 Exclude inactive accounts with zero balance  
 Definition: Default View

From Date: 7/1/2023

To Date: 6/30/2024

Account	Description	FY2024 Default	FY2023 Voted	Variance
100.2134.115.00.00.00000	Office Salaries	\$55,447.15	\$55,447.15	\$0.00
100.2134.330.00.00.00000	Other Professional Services	\$18,700.00	\$18,700.00	\$0.00
100.2134.340.00.00.00000	Technical Services	\$5,000.00	\$5,000.00	\$0.00
100.2134.430.00.00.00000	Repair and Maintenance	\$1,300.00	\$1,300.00	\$0.00
100.2134.580.00.00.00000	Travel/Workshops	\$200.00	\$200.00	\$0.00
100.2134.610.00.00.00000	Supplies	\$22,000.00	\$22,000.00	\$0.00
100.2134.640.00.00.00000	Books & Info Resources	\$400.00	\$400.00	\$0.00
100.2134.733.00.00.00000	New Equipment	\$1,000.00	\$1,000.00	\$0.00
100.2134.737.00.00.00000	Replacement Equipment	\$1,000.00	\$1,000.00	\$0.00
FUNC: HEALTH SERVICES - 2134		\$734,078.68	\$734,078.68	\$0.00
100.2143.112.00.00.00000	Teacher/Specialist Salaries	\$339,533.21	\$339,533.21	\$0.00
100.2143.330.00.00.00000	Other Professional Services	\$82,000.00	\$82,000.00	\$0.00
100.2143.580.00.00.00000	Travel/Workshops	\$200.00	\$200.00	\$0.00
100.2143.610.00.00.00000	Supplies	\$12,000.00	\$12,000.00	\$0.00
100.2143.640.00.00.00000	Books & Info Resources	\$525.00	\$525.00	\$0.00
100.2143.733.00.00.00000	New Equipment	\$1,160.00	\$1,160.00	\$0.00
FUNC: PSYCHOLOGICAL SERVICES - 2143		\$435,418.21	\$435,418.21	\$0.00
100.2152.112.00.00.00000	Teacher/Specialist Salaries	\$675,413.98	\$675,413.98	\$0.00
100.2152.114.00.00.00000	Educational Assistants Salarie	\$197,535.02	\$197,535.02	\$0.00
100.2152.330.00.00.00000	Other Professional Services	\$232,900.00	\$232,900.00	\$0.00
100.2152.580.00.00.00000	Travel/Workshops	\$200.00	\$200.00	\$0.00
100.2152.610.00.00.00000	Supplies	\$11,070.00	\$11,070.00	\$0.00

## Timberlane Regional School District

### Budget - TRSD

Fiscal Year: 2022-2023

Print accounts with zero balance   
  Round to whole dollars   
  Account on new page  
 Exclude inactive accounts with zero balance  
 Definition: Default View

From Date: 7/1/2023

To Date: 6/30/2024

Account	Description	FY2024 Default	FY2023 Voted	Variance
100.2152.640.00.0.00000	Books & Info Resources	\$1,983.00	\$1,983.00	\$0.00
100.2152.643.00.0.00000	Information Access Fees	\$44,000.00	\$44,000.00	\$0.00
100.2152.733.00.0.00000	New Equipment	\$9,598.00	\$9,598.00	\$0.00
FUNC: SPEECH - 2152		\$1,172,700.00	\$1,172,700.00	\$0.00
100.2190.112.00.0.00000	Teacher/Specialist Salaries	\$50,000.00	\$50,000.00	\$0.00
FUNC: OTHER PUPIL SERVICES - 2190		\$50,000.00	\$50,000.00	\$0.00
100.2210.320.00.0.00000	Professional Edu Services	\$20,000.00	\$20,000.00	\$0.00
100.2210.330.00.0.00000	Other Professional Services	\$500.00	\$500.00	\$0.00
FUNC: IMPROVEMENT OF INSTRUCTION - 2210		\$20,500.00	\$20,500.00	\$0.00
100.2213.111.00.0.00000	Administrative Salaries	\$128,000.00	\$128,000.00	\$0.00
100.2213.112.00.0.00000	Teacher/Specialist Salaries	\$5,000.00	\$5,000.00	\$0.00
100.2213.240.00.0.00000	Tuition Reimbursement	\$208,500.00	\$208,500.00	\$0.00
100.2213.320.00.0.00000	Professional Edu Services	\$120,203.00	\$120,203.00	\$0.00
100.2213.321.00.0.00000	Prof Services for Instruction	\$8,500.00	\$8,500.00	\$0.00
100.2213.580.00.0.00000	Travel/Workshops	\$4,000.00	\$4,000.00	\$0.00
100.2213.610.00.0.00000	Supplies	\$3,000.00	\$3,000.00	\$0.00
100.2213.640.00.0.00000	Books & Info Resources	\$3,000.00	\$3,000.00	\$0.00
FUNC: PROFESSIONAL IMPROVEMENT - 2213		\$480,203.00	\$480,203.00	\$0.00
100.2219.610.00.0.00000	Supplies	\$201.00	\$201.00	\$0.00
FUNC: OTH IMPROVEMENT OF INSTRUCTION - 2219		\$201.00	\$201.00	\$0.00

## Timberlane Regional School District

### Budget - TRSD

Fiscal Year: 2022-2023

Print accounts with zero balance   
  Round to whole dollars   
  Account on new page  
 Exclude inactive accounts with zero balance  
 Definition: Default View

From Date: 7/1/2023

To Date: 6/30/2024

Account	Description	FY2024 Default	FY2023 Voted	Variance
100.2222.112.00.00.00000	Teacher/Specialist Salaries	\$419,087.00	\$419,087.00	\$0.00
100.2222.114.00.00.00000	Educational Assistants Salarie	\$176,702.08	\$176,702.08	\$0.00
100.2222.610.00.00.00000	Supplies	\$8,485.00	\$8,485.00	\$0.00
100.2222.640.00.00.00000	Books & Info Resources	\$60,825.00	\$60,825.00	\$0.00
100.2222.641.00.00.00000	Library Periodicals	\$7,282.40	\$7,282.40	\$0.00
100.2222.643.00.00.00000	Information Access Fees	\$57,627.55	\$57,627.55	\$0.00
100.2222.733.00.00.00000	New Equipment	\$3,023.00	\$3,023.00	\$0.00
100.2222.737.00.00.00000	Replacement Equipment	\$4,001.00	\$4,001.00	\$0.00
FUNC: SCHOOL LIBRARY SERVICES - 2222		\$737,033.03	\$737,033.03	\$0.00
100.2223.112.00.00.00000	Teacher/Specialist Salaries	\$3,300.00	\$3,300.00	\$0.00
100.2223.430.00.00.00000	Repair and Maintenance	\$1,321.00	\$1,321.00	\$0.00
100.2223.610.00.00.00000	Supplies	\$2,650.00	\$2,650.00	\$0.00
100.2223.640.00.00.00000	Books & Info Resources	\$7,120.00	\$7,120.00	\$0.00
FUNC: AUDIO VISUAL - 2223		\$14,391.00	\$14,391.00	\$0.00
100.2311.111.00.00.00000	Administrative Salaries	\$14,000.00	\$14,000.00	\$0.00
FUNC: SCHOOL BOARD STIPEND - 2311		\$14,000.00	\$14,000.00	\$0.00
100.2312.115.00.00.00000	Office Salaries	\$6,900.00	\$6,900.00	\$0.00
100.2312.610.00.00.00000	Supplies	\$320.00	\$320.00	\$0.00
FUNC: SCHOOL BOARD CLERK - 2312		\$7,220.00	\$7,220.00	\$0.00
100.2313.111.00.00.00000	Administrative Salaries	\$8,200.00	\$8,200.00	\$0.00

## Timberlane Regional School District

### Budget - TRSD

Fiscal Year: 2022-2023

Print accounts with zero balance   
  Round to whole dollars   
  Account on new page  
 Exclude inactive accounts with zero balance  
 Definition: Default View

From Date: 7/1/2023

To Date: 6/30/2024

Account	Description	FY2024 Default	FY2023 Voted	Variance
100.2313.610.00.00.00000	Supplies	\$1,000.00	\$1,000.00	\$0.00
FUNC: TREASURER - 2313		\$9,200.00	\$9,200.00	\$0.00
100.2314.340.00.00.00000	Technical Services	\$4,000.00	\$4,000.00	\$0.00
100.2314.550.00.00.00000	Printing	\$6,800.00	\$6,800.00	\$0.00
100.2314.610.00.00.00000	Supplies	\$5,000.00	\$5,000.00	\$0.00
FUNC: DISTRICT MEETING - 2314		\$15,800.00	\$15,800.00	\$0.00
100.2317.330.00.00.00000	Other Professional Services	\$45,000.00	\$45,000.00	\$0.00
FUNC: AUDIT - 2317		\$45,000.00	\$45,000.00	\$0.00
100.2318.330.00.00.00000	Other Professional Services	\$175,000.00	\$175,000.00	\$0.00
FUNC: LEGAL FEES - 2318		\$175,000.00	\$175,000.00	\$0.00
100.2319.115.00.00.00000	Office Salaries	\$11,160.00	\$11,160.00	\$0.00
100.2319.340.00.00.00000	Technical Services	\$2,000.00	\$2,000.00	\$0.00
100.2319.540.00.00.00000	Advertising	\$4,000.00	\$4,000.00	\$0.00
100.2319.580.00.00.00000	Travel/Workshops	\$4,000.00	\$4,000.00	\$0.00
100.2319.810.00.00.00000	Dues and Fees	\$18,000.00	\$18,000.00	\$0.00
100.2319.890.00.00.00000	Miscellaneous Expense	\$25,000.00	\$25,000.00	\$0.00
FUNC: OTHER SCHOOL BOARD SERVICES - 2319		\$64,160.00	\$64,160.00	\$0.00
100.2321.111.00.00.00000	Administrative Salaries	\$427,944.00	\$305,231.00	\$122,713.00
100.2321.115.00.00.00000	Office Salaries	\$107,500.00	\$107,500.00	\$0.00

## Timberlane Regional School District

### Budget - TRSD

Fiscal Year: 2022-2023

Print accounts with zero balance   
  Round to whole dollars   
  Account on new page  
 Exclude inactive accounts with zero balance  
 Definition: Default View

From Date: 7/1/2023

To Date: 6/30/2024

Account	Description	FY2024 Default	FY2023 Voted	Variance
100.2321.240.00.00.00000	Tuition Reimbursement	\$40,000.00	\$10,000.00	\$30,000.00
100.2321.534.00.00.00000	Postage	\$4,000.00	\$4,000.00	\$0.00
100.2321.580.00.00.00000	Travel/Workshops	\$18,000.00	\$18,000.00	\$0.00
100.2321.610.00.00.00000	Supplies	\$18,500.00	\$18,500.00	\$0.00
100.2321.621.00.00.00000	Natural Gas	\$3,200.00	\$3,200.00	\$0.00
100.2321.622.00.00.00000	Electricity	\$10,000.00	\$10,000.00	\$0.00
100.2321.640.00.00.00000	Books & Info Resources	\$200.00	\$200.00	\$0.00
100.2321.733.00.00.00000	New Equipment	\$9,500.00	\$9,500.00	\$0.00
100.2321.810.00.00.00000	Dues and Fees	\$12,000.00	\$12,000.00	\$0.00
<b>FUNC: Office of the Superintendent Services - 2321</b>		<b>\$650,844.00</b>	<b>\$498,131.00</b>	<b>\$152,713.00</b>
100.2330.111.00.00.00000	Administrative Salaries	\$218,000.00	\$218,000.00	\$0.00
100.2330.112.00.00.00000	Teacher/Specialist Salaries	\$24,910.00	\$24,910.00	\$0.00
100.2330.115.00.00.00000	Office Salaries	\$102,548.90	\$102,548.90	\$0.00
100.2330.531.00.00.00000	Telephone	\$240.00	\$240.00	\$0.00
100.2330.534.00.00.00000	Postage	\$300.00	\$300.00	\$0.00
100.2330.580.00.00.00000	Travel/Workshops	\$8,200.00	\$8,200.00	\$0.00
100.2330.610.00.00.00000	Supplies	\$300.00	\$300.00	\$0.00
<b>FUNC: SPECIAL AREA ADMINISTRATIVE SERVICES - 2330</b>		<b>\$354,498.90</b>	<b>\$354,498.90</b>	<b>\$0.00</b>
100.2340.115.00.00.00000	Office Salaries	\$52,960.60	\$52,960.60	\$0.00
100.2340.580.00.00.00000	Travel/Workshops	\$5,000.00	\$5,000.00	\$0.00
100.2340.610.00.00.00000	Supplies	\$6,000.00	\$6,000.00	\$0.00
100.2340.640.00.00.00000	Books & Info Resources	\$104,875.00	\$104,875.00	\$0.00
<b>FUNC: DIRECTORS OF CURRICULUM - 2340</b>		<b>\$168,835.60</b>	<b>\$168,835.60</b>	<b>\$0.00</b>

## Timberlane Regional School District

### Budget - TRSD

Fiscal Year: 2022-2023

Print accounts with zero balance   
  Round to whole dollars   
  Account on new page  
 Exclude inactive accounts with zero balance  
 Definition: Default View

From Date: 7/1/2023

To Date: 6/30/2024

Account	Description	FY2024 Default	FY2023 Voted	Variance
100.2410.111.00.00.00000	Administrative Salaries	\$1,936,811.00	\$1,936,811.00	\$0.00
100.2410.115.00.00.00000	Office Salaries	\$725,768.43	\$725,768.43	\$0.00
100.2410.531.00.00.00000	Telephone	\$150,000.00	\$150,000.00	\$0.00
100.2410.610.00.00.00000	Supplies	\$90,630.00	\$90,630.00	\$0.00
100.2410.640.00.00.00000	Books & Info Resources	\$4,400.00	\$4,400.00	\$0.00
100.2410.733.00.00.00000	New Equipment	\$7,735.00	\$7,735.00	\$0.00
100.2410.737.00.00.00000	Replacement Equipment	\$4,871.00	\$4,871.00	\$0.00
100.2410.810.00.00.00000	Dues and Fees	\$24,260.00	\$24,260.00	\$0.00
FUNC: OFFICE OF THE PRINCIPAL - 2410		\$2,944,475.43	\$2,944,475.43	\$0.00
100.2490.111.00.00.00000	Administrative Salaries	\$104,000.00	\$104,000.00	\$0.00
100.2490.112.00.00.00000	Teacher/Specialist Salaries	\$2,150.00	\$2,150.00	\$0.00
100.2490.610.00.00.00000	Supplies	\$31,400.00	\$31,400.00	\$0.00
FUNC: OTHER SERVICES.SCHOOL ADMINISTRATION - 2490		\$137,550.00	\$137,550.00	\$0.00
100.2510.310.00.00.00000	Official/Admin Services	\$40,000.00	\$40,000.00	\$0.00
FUNC: CONTRACTED SERVICES-MEDICAID - 2510		\$40,000.00	\$40,000.00	\$0.00
100.2511.111.00.00.00000	Administrative Salaries	\$357,320.00	\$357,320.00	\$0.00
100.2511.115.00.00.00000	Office Salaries	\$50,000.00	\$50,000.00	\$0.00
FUNC: Supervising Fiscal Services - 2511		\$407,320.00	\$407,320.00	\$0.00
100.2610.111.00.00.00000	Administrative Salaries	\$105,000.00	\$105,000.00	\$0.00
FUNC: SUPERVISION AND OPERATION OF PLANT - 2610		\$105,000.00	\$105,000.00	\$0.00

## Timberlane Regional School District

### Budget - TRSD

Fiscal Year: 2022-2023

Print accounts with zero balance   
  Round to whole dollars   
  Account on new page  
 Exclude inactive accounts with zero balance  
 Definition: Default View

From Date: 7/1/2023

To Date: 6/30/2024

Account	Description	FY2024 Default	FY2023 Voted	Variance
100.2620.116.00.00.00000	Custodial Salaries	\$1,949,599.48	\$1,850,453.48	\$99,146.00
100.2620.126.00.00.00000	Substitute Salaries-Custodian	\$10,000.00	\$10,000.00	\$0.00
100.2620.290.00.00.00000	Other Employee Benefits	\$32,000.00	\$32,000.00	\$0.00
100.2620.330.00.00.00000	Other Professional Services	\$69,672.00	\$69,672.00	\$0.00
100.2620.410.00.00.00000	Water/Sewer/Septic	\$124,379.80	\$124,379.80	\$0.00
100.2620.420.00.00.00000	Cleaning Services	\$89,500.00	\$89,500.00	\$0.00
100.2620.430.00.00.00000	Repair and Maintenance	\$147,807.00	\$147,807.00	\$0.00
100.2620.432.00.00.00000	Plumbing & Electric Repair	\$50,000.00	\$50,000.00	\$0.00
100.2620.520.00.00.00000	Insurance	\$222,558.00	\$207,998.00	\$14,560.00
100.2620.580.00.00.00000	Travel/Workshops	\$11,000.00	\$11,000.00	\$0.00
100.2620.610.00.00.00000	Supplies	\$259,150.00	\$259,150.00	\$0.00
100.2620.621.00.00.00000	Natural Gas	\$176,800.00	\$117,700.00	\$59,100.00
100.2620.622.00.00.00000	Electricity	\$790,000.00	\$493,900.00	\$296,100.00
100.2620.623.00.00.00000	Bottled Gas	\$33,000.00	\$33,000.00	\$0.00
100.2620.624.00.00.00000	Fuel Oil	\$246,999.50	\$160,504.50	\$86,495.00
100.2620.643.00.00.00000	Information Access Fees	\$20,500.00	\$20,500.00	\$0.00
100.2620.733.00.00.00000	New Equipment	\$2,501.00	\$2,501.00	\$0.00
100.2620.737.00.00.00000	Replacement Equipment	\$59,900.00	\$59,900.00	\$0.00
<b>FUNC: OPERATING BUILDINGS SERVICES - 2620</b>		<b>\$4,295,366.78</b>	<b>\$3,739,965.78</b>	<b>\$555,401.00</b>
100.2630.420.00.00.00000	Cleaning Services	\$46,000.00	\$46,000.00	\$0.00
100.2630.422.00.00.00000	Snow Removal	\$10,000.00	\$10,000.00	\$0.00
100.2630.430.00.00.00000	Repair and Maintenance	\$11,320.00	\$11,320.00	\$0.00
100.2630.610.00.00.00000	Supplies	\$100,000.00	\$100,000.00	\$0.00

## Timberlane Regional School District

### Budget - TRSD

Fiscal Year: 2022-2023

Print accounts with zero balance   
  Round to whole dollars   
  Account on new page  
 Exclude inactive accounts with zero balance  
 Definition: Default View

From Date: 7/1/2023

To Date: 6/30/2024

Account	Description	FY2024 Default	FY2023 Voted	Variance
100.2630.733.00.00.00000	New Equipment	\$34,620.00	\$34,620.00	\$0.00
100.2630.737.00.00.00000	Replacement Equipment	\$7,000.00	\$7,000.00	\$0.00
FUNC: CARE AND OPERATION OF GROUNDS - 2630		\$208,940.00	\$208,940.00	\$0.00
100.2640.430.00.00.00000	Repair and Maintenance	\$114,991.21	\$114,991.21	\$0.00
FUNC: CARE AND UPKEEP OF EQUIPMENT - 2640		\$114,991.21	\$114,991.21	\$0.00
100.2650.430.00.00.00000	Repair and Maintenance	\$10,629.00	\$10,629.00	\$0.00
100.2650.626.00.00.00000	Gasoline	\$25,000.00	\$15,000.00	\$10,000.00
100.2650.737.00.00.00000	Replacement Equipment	\$0.00	\$75,000.00	(\$75,000.00)
FUNC: VEHICLE OPERATION AND MAINTENANCE - 2650		\$35,629.00	\$100,629.00	(\$65,000.00)
100.2660.330.00.00.00000	Other Professional Services	\$79,040.00	\$79,040.00	\$0.00
100.2660.340.00.00.00000	Technical Services	\$19,400.00	\$19,400.00	\$0.00
100.2660.430.00.00.00000	Repair and Maintenance	\$25,730.00	\$25,730.00	\$0.00
100.2660.490.00.00.00000	Other Purchased Property Ser	\$6,500.00	\$6,500.00	\$0.00
FUNC: SECURITY SERVICES - 2660		\$130,670.00	\$130,670.00	\$0.00
100.2721.519.00.00.00000	Student Transportation	\$2,591,179.36	\$2,395,093.70	\$196,085.66
FUNC: REGULAR PROGRAM TRANSP - 2721		\$2,591,179.36	\$2,395,093.70	\$196,085.66
100.2722.519.00.00.00000	Student Transportation	\$1,557,324.84	\$1,065,035.49	\$492,289.35
FUNC: SPECIAL EDUCATION TRANSP - 2722		\$1,557,324.84	\$1,065,035.49	\$492,289.35

## Timberlane Regional School District

### Budget - TRSD

Fiscal Year: 2022-2023

Print accounts with zero balance   
  Round to whole dollars   
  Account on new page  
 Exclude inactive accounts with zero balance  
 Definition: Default View

From Date: 7/1/2023

To Date: 6/30/2024

Account	Description	FY2024 Default	FY2023 Voted	Variance
100.2723.519.00.00.00000	Student Transportation	\$79,832.40	\$74,756.40	\$5,076.00
FUNC: VOCATIONAL TRANSPORTATION - 2723		\$79,832.40	\$74,756.40	\$5,076.00
100.2724.519.00.00.00000	Student Transportation	\$148,531.60	\$103,030.00	\$45,501.60
FUNC: ATHLETIC TRANSPORTATION - 2724		\$148,531.60	\$103,030.00	\$45,501.60
100.2725.519.00.00.00000	Student Transportation	\$59,528.00	\$42,676.00	\$16,852.00
FUNC: FIELD TRIP TRANSPORTATION - 2725		\$59,528.00	\$42,676.00	\$16,852.00
100.2729.519.00.00.00000	Student Transportation	\$18,200.00	\$13,000.00	\$5,200.00
FUNC: MUSIC TRANSPORTATION - 2729		\$18,200.00	\$13,000.00	\$5,200.00
100.2831.111.00.00.00000	Administrative Salaries	\$198,000.00	\$198,000.00	\$0.00
100.2831.115.00.00.00000	Office Salaries	\$50,000.00	\$50,000.00	\$0.00
100.2831.330.00.00.00000	Other Professional Services	\$5,000.00	\$5,000.00	\$0.00
100.2831.643.00.00.00000	Information Access Fees	\$6,500.00	\$6,500.00	\$0.00
FUNC: Supervision of Staff Services - 2831		\$259,500.00	\$259,500.00	\$0.00
100.2840.111.00.00.00000	Administrative Salaries	\$113,940.00	\$113,940.00	\$0.00
100.2840.114.00.00.00000	Educational Assistants Salarie	\$57,200.00	\$57,200.00	\$0.00
100.2840.430.00.00.00000	Repair and Maintenance	\$49,000.00	\$49,000.00	\$0.00
100.2840.610.00.00.00000	Supplies	\$15,000.00	\$15,000.00	\$0.00
100.2840.643.00.00.00000	Information Access Fees	\$146,682.00	\$209,682.00	(\$63,000.00)
100.2840.650.00.00.00000	Software	\$68,840.00	\$68,840.00	\$0.00

## Timberlane Regional School District

### Budget - TRSD

Fiscal Year: 2022-2023

Print accounts with zero balance   
  Round to whole dollars   
  Account on new page  
 Exclude inactive accounts with zero balance  
 Definition: Default View

From Date: 7/1/2023

To Date: 6/30/2024

Account	Description	FY2024 Default	FY2023 Voted	Variance
100.2840.738.00.00.00000	Replacement Computer/Netw	\$23,000.00	\$25,000.00	(\$2,000.00)
FUNC: COMPUTER SERVICES - 2840		\$473,662.00	\$538,662.00	(\$65,000.00)
100.2900.210.00.00.00000	Group Insurance	\$13,590,679.98	\$11,322,466.23	\$2,268,213.75
100.2900.220.00.00.00000	FICA	\$2,816,161.01	\$2,558,916.03	\$257,244.98
100.2900.231.00.00.00000	Non-teacher Retirement	\$1,146,978.76	\$1,125,767.46	\$21,211.30
100.2900.232.00.00.00000	Teacher Retirement	\$5,454,759.83	\$5,533,875.75	(\$79,115.92)
100.2900.250.00.00.00000	Unemployment Compensator	\$35,000.00	\$30,000.00	\$5,000.00
100.2900.260.00.00.00000	Worker's Compensation	\$315,446.00	\$291,433.00	\$24,013.00
100.2900.290.00.00.00000	Other Employee Benefits	\$49,858.00	\$49,858.00	\$0.00
FUNC: SUPPORT SERVICES-OTHER - 2900		\$23,408,883.58	\$20,912,316.47	\$2,496,567.11
100.3120.119.00.00.00000	Food Service Salaries	\$54,388.00	\$27,924.00	\$26,464.00
FUNC: FOOD SERVICE OPERATIONS - 3120		\$54,388.00	\$27,924.00	\$26,464.00
100.4200.430.00.00.00000	Repair and Maintenance	\$150,000.00	\$150,000.00	\$0.00
FUNC: SITE IMPROVEMENT - 4200		\$150,000.00	\$150,000.00	\$0.00
100.4600.450.00.00.00000	Construction Services	\$892,200.00	\$892,200.00	\$0.00
FUNC: BUILDING IMPROVEMENT - 4600		\$892,200.00	\$892,200.00	\$0.00
100.5221.930.00.00.00000	Fund Transfers	\$1,582,314.04	\$1,404,186.04	\$178,128.00
FUNC: FOOD SERVICE FUND - 5221		\$1,582,314.04	\$1,404,186.04	\$178,128.00

## Timberlane Regional School District

### Budget - TRSD

Fiscal Year: 2022-2023

Print accounts with zero balance   
  Round to whole dollars   
  Account on new page  
 Exclude inactive accounts with zero balance  
 Definition: Default View

From Date: 7/1/2023

To Date: 6/30/2024

Account	Description	FY2024 Default	FY2023 Voted	Variance
100.5222.930.00.00.00000	Fund Transfers	\$1,300,000.00	\$1,300,000.00	\$0.00
FUNC: FEDERAL PROJECTS - 5222		\$1,300,000.00	\$1,300,000.00	\$0.00
100.5223.930.00.00.00000	Fund Transfers	\$77,500.00	\$77,500.00	\$0.00
FUNC: PERFORMING ARTS CTR PROGRAMS - 5223		\$77,500.00	\$77,500.00	\$0.00
100.5250.930.00.00.00000	Fund Transfers	\$250,000.00	\$250,000.00	\$0.00
FUNC: CAPITAL RESERVE FUNDS - 5250		\$250,000.00	\$250,000.00	\$0.00
<b>Grand Total:</b>		<b>\$81,401,106.67</b>	<b>\$76,317,328.95</b>	<b>\$5,083,777.72</b>

End of Report



Default Budget of the Regional School  
**Timberlane**

For the period beginning July 1, 2023 and ending June 30, 2024

RSA 40:13, IX (b) "Default budget" as used in this subdivision means the amount of the same appropriations as contained in the operating budget authorized for the previous year, reduced and increased, as the case may be, by debt service, contracts, and other obligations previously incurred or mandated by law, and reduced by one-time expenditures contained in the operating budget. For the purposes of this paragraph, one-time expenditures shall be appropriations not likely to recur in the succeeding budget, as determined by the governing body, unless the provisions of RSA 40:14-b are adopted, of the local political subdivision.

This form was posted with the warrant on: 1/30/2023

**SCHOOL BOARD OR BUDGET COMMITTEE CERTIFICATION**

Under penalties of perjury, I declare that I have examined the information contained in this form and to the best of my belief it is true, correct and complete.

Name	Position	Signature
Brian Boyle	Chair	
Kristin Savage	Vice-Chair	
Dr. Kim Farah	Member	
Kim McCormick	Member	
Mark Sherwood	Member	
Katie Knutsen	Member	
Sheila Lowes	Member	
Shauna Manthorn	Member	
Michael Boucher	Member	

This form must be signed, scanned, and uploaded to the Municipal Tax Rate Setting Portal:  
<https://www.proptax.org/>

For assistance please contact:  
NH DRA Municipal and Property Division  
(603) 230-5090  
<http://www.revenue.nh.gov/mun-prop/>



**2023  
MS-DSB**

**Appropriations**

Account	Purpose	Prior Year Adopted Budget	Reductions or Increases	One-Time Appropriations	Default Budget
<b>Instruction</b>					
1100-1199	Regular Programs	\$19,645,944	\$75,737	(\$21,000)	\$19,700,681
1200-1299	Special Programs	\$11,571,708	\$984,508	\$0	\$12,556,216
1300-1399	Vocational Programs	\$145,000	\$0	\$0	\$145,000
1400-1499	Other Programs	\$934,511	\$0	\$0	\$934,511
1500-1599	Non-Public Programs	\$0	\$0	\$0	\$0
1600-1699	Adult/Continuing Education Programs	\$144,599	\$0	\$0	\$144,599
1700-1799	Community/Junior College Education Programs	\$0	\$0	\$0	\$0
1800-1899	Community Service Programs	\$0	\$0	\$0	\$0
<b>Instruction Subtotal</b>		<b>\$32,441,762</b>	<b>\$1,060,245</b>	<b>(\$21,000)</b>	<b>\$33,481,007</b>
<b>Support Services</b>					
2000-2199	Student Support Services	\$3,841,723	(\$1,497)	\$0	\$3,840,226
2200-2299	Instructional Staff Services	\$1,252,328	\$0	\$0	\$1,252,328
<b>Support Services Subtotal</b>		<b>\$5,094,051</b>	<b>(\$1,497)</b>	<b>\$0</b>	<b>\$5,092,554</b>
<b>General Administration</b>					
2310 (840)	School Board Contingency	\$0	\$0	\$0	\$0
2310-2319	Other School Board	\$330,380	\$0	\$0	\$330,380
<b>General Administration Subtotal</b>		<b>\$330,380</b>	<b>\$0</b>	<b>\$0</b>	<b>\$330,380</b>
<b>Executive Administration</b>					
2320 (310)	SAU Management Services	\$0	\$0	\$0	\$0
2320-2399	All Other Administration	\$991,435	\$182,744	\$0	\$1,174,179
2400-2499	School Administration Service	\$3,082,025	\$0	\$0	\$3,082,025
2500-2599	Business	\$450,320	(\$3,000)	\$0	\$447,320
2600-2699	Plant Operations and Maintenance	\$4,393,612	\$571,985	(\$75,000)	\$4,890,597
2700-2799	Student Transportation	\$3,693,592	\$761,005	\$0	\$4,454,597
2800-2999	Support Service, Central and Other	\$21,738,342	\$2,468,704	(\$65,000)	\$24,142,046
<b>Executive Administration Subtotal</b>		<b>\$34,349,326</b>	<b>\$3,981,438</b>	<b>(\$140,000)</b>	<b>\$38,190,764</b>
<b>Non-Instructional Services</b>					
3100	Food Service Operations	\$27,924	\$26,464	\$0	\$54,388
3200	Enterprise Operations	\$0	\$0	\$0	\$0
<b>Non-Instructional Services Subtotal</b>		<b>\$27,924</b>	<b>\$26,464</b>	<b>\$0</b>	<b>\$54,388</b>



**Appropriations**

**Facilities Acquisition and Construction**

4100	Site Acquisition	\$0	\$0	\$0	\$0
4200	Site Improvement	\$150,000	\$0	\$0	\$150,000
4300	Architectural/Engineering	\$0	\$0	\$0	\$0
4400	Educational Specification Development	\$0	\$0	\$0	\$0
4500	Building Acquisition/Construction	\$0	\$0	\$0	\$0
4600	Building Improvement Services	\$892,200	\$0	\$0	\$892,200
4900	Other Facilities Acquisition and Construction	\$0	\$0	\$0	\$0
<b>Facilities Acquisition and Construction Subtotal</b>		<b>\$1,042,200</b>	<b>\$0</b>	<b>\$0</b>	<b>\$1,042,200</b>

**Other Outlays**

5110	Debt Service - Principal	\$0	\$0	\$0	\$0
5120	Debt Service - Interest	\$0	\$0	\$0	\$0
<b>Other Outlays Subtotal</b>		<b>\$0</b>	<b>\$0</b>	<b>\$0</b>	<b>\$0</b>

**Fund Transfers**

5220-5221	To Food Service	\$1,404,186	\$178,128	\$0	\$1,582,314
5222-5229	To Other Special Revenue	\$1,377,500	\$0	\$0	\$1,377,500
5230-5239	To Capital Projects	\$0	\$0	\$0	\$0
5251	To Capital Reserve Fund	\$0	\$250,000	\$0	\$250,000
5252	To Expendable Trusts/Fiduciary Funds	\$0	\$0	\$0	\$0
5253	To Non-Expendable Trust Funds	\$0	\$0	\$0	\$0
5254	To Agency Funds	\$0	\$0	\$0	\$0
5300-5399	Intergovernmental Agency Allocation	\$0	\$0	\$0	\$0
9990	Supplemental Appropriation	\$0	\$0	\$0	\$0
9992	Deficit Appropriation	\$0	\$0	\$0	\$0
<b>Fund Transfers Subtotal</b>		<b>\$2,781,686</b>	<b>\$428,128</b>	<b>\$0</b>	<b>\$3,209,814</b>

<b>Total Operating Budget Appropriations</b>		<b>\$76,067,329</b>	<b>\$5,494,778</b>	<b>(\$161,000)</b>	<b>\$81,401,107</b>
--	--	---------------------	--------------------	--------------------	---------------------



**Reasons for Reductions/Increases & One-Time Appropriations**

<b>Account</b>	<b>Explanation</b>
2320-2399	Professional development funds per CBA and SAU106 / Non-union employee salary increase
2500-2599	SAU Business Office Salary
3100	Food Service workers salary increase per CBA
2600-2699	Insurance and utilities increase per contractual agreement
1100-1199	Contractual increase in substitute teacher rate minus one time music instruments purchase
1200-1299	Special education private tuition and professional services
2000-2199	Change in Non-Union Education Assistant Salaries
2700-2799	Student transportation contractual agreement with First Student
2800-2999	Employee health insurance increase per GMR and FICA
5220-5221	Food Service contractual increase per new agreement

**Timberlane Regional School District  
FY2024 Proposed Revenue Budget**

<b>Account</b>	<b>Description</b>	<b>FY2024 Proposed *</b>	<b>FY2023 Voted *</b>	<b>FY2022 Actual</b>	<b>FY2021 Actual</b>
<b>Local Revenue</b>					
0770	Unassigned Fund Bal.	\$1,000,000	\$1,000,000	\$3,625,116	\$3,417,890
1310	Reg Day Tuition	450,000	410,000	630,877	215,528
1510	Earned Income	45,000	10,000	11,490	143,494
1600	Food Service	800,000	800,000	245,905	108,235
1990	Other Local Revenue	100,000	158,435	1,498,214	236,263
1990	SAU Rental		-	-	42,250
5223	PAC Programs	25,000	25,000	40,367	19,470
<b>State Revenue</b>					
3111	Education Grant	9,509,058	11,828,268	10,642,993	11,122,246
3242	Voc Ed Transportation	20,000	20,000	20,434	24,741
3260	Child Nutrition	17,500	17,500	102,523	1,535
3230	Special Education Aid	450,000	483,671	438,551	435,506
3190	Other	10,000	397,549	15,962	47,644
<b>Federal Revenue</b>					
4300	Federal Projects	1,300,000	1,320,000	1,236,208	1,172,384
4560	Lunch Reimbursements	375,000	375,000	1,669,597	663,363
4580	Medicaid	150,000	150,000	281,787	139,214
4260	Other	20,000	20,000	32,007	32,051
	<b>Total Income</b>	<b>14,271,558</b>	<b>17,015,423</b>	<b>20,492,030</b>	<b>17,821,812</b>
	District Assessment	68,748,860	59,051,905	53,606,115	54,792,123
	<b>Total Revenue</b>	<b>83,020,418</b>	<b>76,067,329</b>	<b>74,098,145</b>	<b>72,613,935</b>

*\*Excludes capital reserve contribution*

**Timberlane Regional School District  
Education Tax Rate Recap**

**Atkinson**

		School Budget	Atkinson Share	Education Tax Rate * per \$1,000
Recent Tax Rates:	2020	\$ 73,078,676	\$ 13,525,236	\$ 13.58
	2021	\$ 73,304,644	\$ 14,496,080	\$ 14.26
	2022	\$ 75,398,154	\$ 14,701,030	\$ 9.53
	2023	\$ 76,067,329	\$ 14,661,418	\$ 9.36
2023-2024 Estimate				
Warrant Articles:				
2 Operating Budget		\$ 83,020,418	\$ 16,698,092	\$ 10.38
3 Lease Agreement		\$ 2,061,000	\$ 458,179	\$ 0.28
4 TAU CBA		\$ 459,400	\$ 102,129	\$ 0.06
6 TAAM CBA		\$ 141,943	\$ 31,555	\$ 0.02
8 TSSU CBA		\$ 459,669	\$ 102,189	\$ 0.06
10 TTA CBA		\$ 404,485	\$ 89,921	\$ 0.06
12 Capital Reserve		\$ 250,000	\$ 84,347	\$ 0.05
Total		\$ 86,796,915	\$ 17,566,411	\$ 10.92
Tax Impact:				
		Home Value	Annual Tax Impact	
		\$ 300,000	\$ 467	
		\$ 500,000	\$ 779	

**Danville**

		School Budget	Danville Share	Education Tax Rate * per \$1,000
Recent Tax Rates:	2020	\$ 73,078,676	\$ 8,912,153	\$ 21.99
	2021	\$ 73,304,644	\$ 8,413,976	\$ 20.24
	2022	\$ 75,398,154	\$ 8,730,795	\$ 15.22
	2023	\$ 76,067,329	\$ 8,693,714	\$ 14.98
2023-2024 Estimate				
Warrant Articles:				
2 Operating Budget		\$ 83,020,418	\$ 11,063,487	\$ 16.38
3 Lease Agreement		\$ 2,061,000	\$ 373,188	\$ 0.54
4 TAU CBA		\$ 459,400	\$ 83,184	\$ 0.05
6 TAAM CBA		\$ 141,943	\$ 25,702	\$ 0.02
8 TSSU CBA		\$ 459,669	\$ 83,233	\$ 0.05
10 TTA CBA		\$ 404,485	\$ 73,241	\$ 0.05
12 TTA CBA		\$ 250,000	\$ 33,856	\$ 0.02
Total		\$ 86,796,915	\$ 11,735,890	\$ 17.11
Tax Impact:				
		Home Value	Annual Tax Impact	
		\$ 300,000	\$ 639	
		\$ 500,000	\$ 1,064	

**\*Combined Local and State Education Rate**

**Timberlane Regional School District  
Education Tax Rate Recap**

**Plaistow**

		School Budget	Plaistow Share	Education Tax Rate * per \$1,000
Recent Tax Rates:	2020	\$ 73,078,676	\$ 17,081,248	\$ 14.51
	2021	\$ 73,304,644	\$ 18,385,337	\$ 15.38
	2022	\$ 75,398,154	\$ 18,173,952	\$ 13.51
	2023	\$ 76,067,329	\$ 17,899,442	\$ 13.12
2023-2024 Estimate				
Warrant Articles:				
	2 Operating Budget	\$ 83,020,418	\$ 21,084,090	\$ 14.18
	3 Lease Agreement	\$ 2,061,000	\$ 628,703	\$ 0.42
	4 TAU CBA	\$ 459,400	\$ 140,139	\$ 0.09
	6 TAAM CBA	\$ 141,943	\$ 43,299	\$ 0.03
	8 TSSU CBA	\$ 459,669	\$ 140,221	\$ 0.09
	10 TTA CBA	\$ 404,485	\$ 123,387	\$ 0.08
	12 TTA CBA	\$ 250,000	\$ 77,605	\$ 0.05
	<b>Total</b>	<b>\$ 86,796,915</b>	<b>\$ 22,237,444</b>	<b>\$ 14.92</b>
Tax Impact:				
		Home Value	Annual Tax Impact	
		\$ 300,000	\$ 541	
		\$ 500,000	\$ 901	

**Sandown**

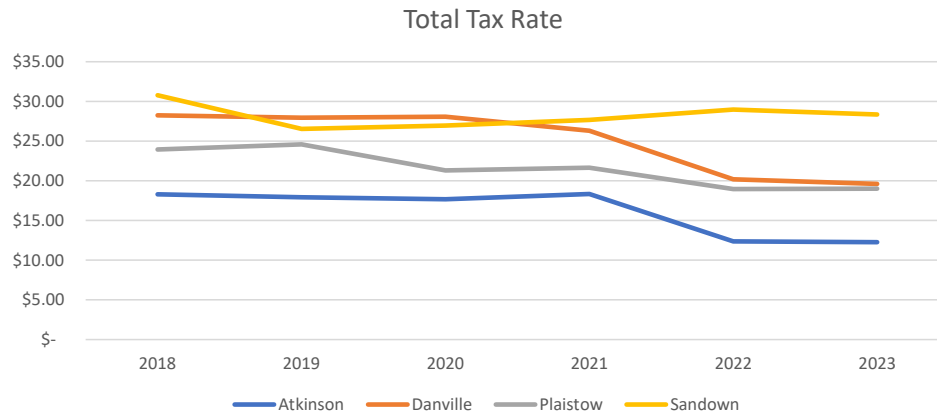
		School Budget	Sandown Share	Education Tax Rate * per \$1,000
Recent Tax Rates:	2020	\$ 73,078,676	\$ 14,063,929	\$ 21.22
	2021	\$ 73,304,644	\$ 15,211,045	\$ 22.62
	2022	\$ 75,398,154	\$ 15,625,460	\$ 22.98
	2023	\$ 76,067,329	\$ 15,192,216	\$ 21.91
2023-2024 Estimate				
Warrant Articles:				
	2 Operating Budget	\$ 83,020,418	\$ 18,203,192	\$ 24.04
	3 Lease Agreement	\$ 2,061,000	\$ 600,931	\$ 0.79
	4 TAU CBA	\$ 459,400	\$ 133,948	\$ 0.08
	6 TAAM CBA	\$ 141,943	\$ 41,387	\$ 0.03
	8 TSSU CBA	\$ 459,669	\$ 134,027	\$ 0.08
	10 TTA CBA	\$ 404,485	\$ 117,937	\$ 0.07
	12 TTA CBA	\$ 250,000	\$ 54,191	\$ 0.03
	<b>Total</b>	<b>\$ 86,796,915</b>	<b>\$ 19,285,612</b>	<b>\$ 25.13</b>
Tax Impact:				
		Home Value	Annual Tax Impact	
		\$ 300,000	\$ 965	
		\$ 500,000	\$ 1,608	

**\*Combined Local and State Education Rate**

**Timberlane Regional School District  
Tax Rates Trend Report by Town**

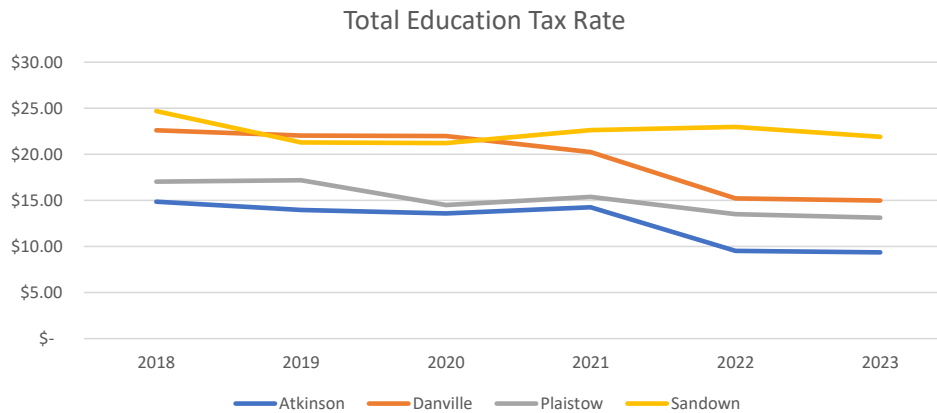
	2018	2019	2020	2021	2022	2023
<b>Total Tax Rate</b>						
Atkinson	\$ 18.30	\$ 17.93	\$ 17.67	\$ 18.34	\$ 12.36	\$ 12.27
Danville	\$ 28.25	\$ 27.94	\$ 28.06	\$ 26.30	\$ 20.20	\$ 19.61
Plaistow	\$ 23.96	\$ 24.59	\$ 21.31	\$ 21.65	\$ 18.96	\$ 19.01
Sandown	\$ 30.78	\$ 26.54	\$ 26.96	\$ 27.66	\$ 28.98	\$ 28.37

Increase/ (Decrease)	18-19	19-20	20-21	21-22	22-23	5-year Inc/Dec
Atkinson	-2%	-1%	4%	-33%	-1%	-33%
Danville	-1%	0%	-6%	-23%	-3%	-31%
Plaistow	3%	-13%	2%	-12%	0%	-21%
Sandown	-14%	2%	3%	5%	-2%	-8%



Total Education Tax Rate	2018	2019	2020	2021	2022	2023
Atkinson	\$ 14.86	\$ 13.97	\$ 13.58	\$ 14.26	\$ 9.53	\$ 9.36
Danville	\$ 22.61	\$ 22.05	\$ 21.99	\$ 20.24	\$ 15.22	\$ 14.98
Plaistow	\$ 17.03	\$ 17.19	\$ 14.51	\$ 15.38	\$ 13.51	\$ 13.12
Sandown	\$ 24.69	\$ 21.28	\$ 21.22	\$ 22.62	\$ 22.98	\$ 21.91

Increase/ (Decrease)	18-19	19-20	20-21	21-22	22-23	5-year Inc/Dec
Atkinson	-6%	-3%	5%	-33%	-2%	-37%
Danville	-2%	0%	-8%	-25%	-2%	-34%
Plaistow	1%	-16%	6%	-12%	-3%	-23%
Sandown	-14%	0%	7%	2%	-5%	-11%

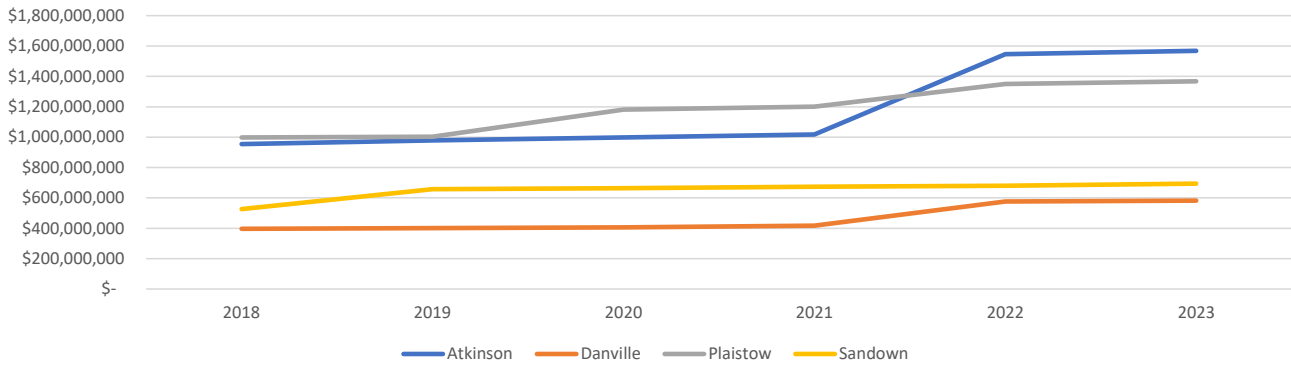


**Timberlane Regional School District  
Valuation Trend Report by Town**

<b>Valuation (Municipal, County, &amp; Local)</b>	<b>2018</b>	<b>2019</b>	<b>2020</b>	<b>2021</b>	<b>2022</b>	<b>2023</b>
Atkinson	\$ 954,294,754	\$ 978,086,054	\$ 997,588,465	\$ 1,018,252,133	\$ 1,546,012,743	\$ 1,568,243,436
Danville	\$ 396,511,581	\$ 400,462,022	\$ 406,753,292	\$ 417,218,397	\$ 575,606,456	\$ 582,127,848
Plaistow	\$ 997,770,708	\$ 1,003,587,182	\$ 1,181,910,822	\$ 1,200,736,760	\$ 1,349,940,969	\$ 1,367,573,146
Sandown	\$ 526,270,990	\$ 656,919,500	\$ 663,607,080	\$ 673,389,470	\$ 680,609,880	\$ 694,011,339

<b>Increase/ (Decrease)</b>	<b>18-19</b>	<b>19-20</b>	<b>20-21</b>	<b>21-22</b>	<b>22-23</b>	<b>5-year Inc/Dec</b>
Atkinson	2%	2%	2%	52%	1%	64%
Danville	1%	2%	3%	38%	1%	47%
Plaistow	1%	18%	2%	12%	1%	37%
Sandown	25%	1%	1%	1%	2%	32%

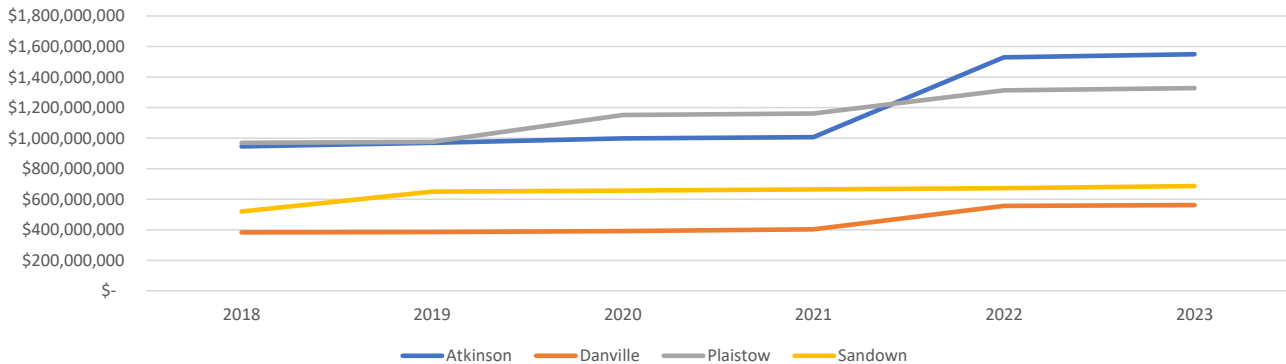
Valuation (Municipal, County, Local Education)



<b>Valuation (State)</b>	<b>2018</b>	<b>2019</b>	<b>2020</b>	<b>2021</b>	<b>2022</b>	<b>2023</b>
Atkinson	\$ 945,653,954	\$ 969,194,154	\$ 998,354,365	\$ 1,005,666,533	\$ 1,529,165,143	\$ 1,549,296,836
Danville	\$ 382,709,181	\$ 385,261,422	\$ 391,627,492	\$ 402,155,597	\$ 555,645,256	\$ 561,463,048
Plaistow	\$ 969,202,008	\$ 975,008,482	\$ 1,150,756,902	\$ 1,160,716,020	\$ 1,312,314,969	\$ 1,327,511,802
Sandown	\$ 519,625,990	\$ 649,884,100	\$ 655,486,680	\$ 664,626,270	\$ 672,111,180	\$ 685,915,939

<b>Increase/ (Decrease)</b>	<b>18-19</b>	<b>19-20</b>	<b>20-21</b>	<b>21-22</b>	<b>22-23</b>	<b>5-year Inc/Dec</b>
Atkinson	2%	3%	1%	52%	1%	64%
Danville	1%	2%	3%	38%	1%	47%
Plaistow	1%	18%	1%	13%	1%	37%
Sandown	25%	1%	1%	1%	2%	32%

Valuation (State Education)





NH School Administrative Unit 106 | Timberlane Regional School District

30 Greenough Road, Plaistow, NH 03865 Voice: (603) 382-6119 Fax: (603) 382-3334

🌐 Timberlane.net 📧 @TimberlaneRegional 📞 @TimberlaneRSD 📧 @TimberlaneRSD

Enrollment Report - October 2022

Town Enrollments by Grade	Atkinson	Danville	Plaistow	Sandown	Out Of District (Tuition-In)	TOTALS
PreSchool	27	29	31	45	0	132
Kindergarten	43	41	67	66	0	217
1	57	44	88	74	1	264
2	60	47	65	73	0	245
3	62	51	71	61	0	245
4	59	42	70	59	1	231
5	48	44	75	73	0	240
<b>Total Elem</b>	<b>356</b>	<b>298</b>	<b>467</b>	<b>451</b>	<b>2</b>	<b>1574</b>
6	49	60	80	77	0	266
7	57	33	73	64	0	227
8	47	44	74	77	0	242
<b>Total Middle</b>	<b>153</b>	<b>137</b>	<b>227</b>	<b>218</b>	<b>0</b>	<b>735</b>
9	52	39	77	78	1	247
10	52	48	78	75	0	253
11	42	47	73	71	0	233
12	73	37	75	77	0	262
<b>Total High</b>	<b>219</b>	<b>171</b>	<b>303</b>	<b>301</b>	<b>1</b>	<b>995</b>
<b>Total All</b>	<b>728</b>	<b>606</b>	<b>997</b>	<b>970</b>	<b>3</b>	<b>3304</b>

Elementary Enrollments by School*	Atkinson Academy	Danville Elementary	Pollard Elementary	TLC at Sandown Central	Sandown North	TOTALS
PreSchool	20	16	24	71	0	131
Kindergarten	45	41	68	64	0	218
1	58	44	88	0	74	264
2	61	47	66	0	71	245
3	63	50	71	0	61	245
4	59	43	73	0	56	231
5	48	44	79	0	69	240
<b>Total School</b>	<b>354</b>	<b>285</b>	<b>469</b>	<b>135</b>	<b>331</b>	<b>1574</b>

\*Includes Tuition-In Students

\* Totals only include NH DOE Enrollment Status of 1, 2, 3, 11, and 12. Homeschool students, Alternative Learning Programs, and Out of District Placements are not included.

\* Totals include active students only as of October 1, 2022