



Deliberative Session

Timberlane Performing Arts Center
40 Greenough Road, Plaistow, NH
Thursday, February 8, 2024 7:00 PM

This session shall consist of explanation, discussion, and debate of warrant articles number 2 through number 10. Warrant articles may be amended subject to the following limitations: (a) warrant articles whose wording is prescribed by law shall not be amended, (b) warrant articles that are amended shall be placed on the official ballot for a final vote on the main motion, as amended, and (c) no warrant article shall be amended to eliminate the subject matter of the article.

TIMBERLANE REGIONAL SCHOOL BOARD

Katie Knutsen, Chair, *Plaistow*
Kristin Savage, Vice Chair, *Plaistow*
Shauna Manthorn, *Plaistow*
Donald Woodworth, *Atkinson*
Jack Sapia, *Atkinson*
Brie Woodworth, *Danville*
Kim McCormick, *Danville*
Mark Sherwood, *Sandown*
Paul LeCain, *Sandown*

TIMBERLANE REGIONAL BUDGET COMMITTEE

Susan Sherman, Chair, *Plaistow*
Michael Mascola, Vice Chair, *Plaistow*
Elizabeth Kosta, *Plaistow*
Julie Hammond, *Atkinson*
Kathryn Consalvo, *Atkinson*
Kristi Auclair, *Danville*
Sabrina Alberg, *Danville*
Sierra Dolce, *Sandown*
Karen White, *Sandown*

ADMINISTRATION

Justin Krieger, Interim Superintendent of Schools
Sandra Allaire, Acting Assistant Superintendent
Maria Watkins, CFO/Business Administrator
Robert Harb, District Moderator
Kathleen Lancaster, District Clerk

AGENDA

1. Call to Order
2. Pledge of Allegiance
3. Deliberative Session
4. Adjournment

The School Board and Budget Committee will meet separately following the Deliberative Session to review the session and finalize any recommendation action for the official ballot.

Deliberative Session documents are available at <https://www.timberlane.net/warrant-article-information/>

2024 Timberlane Regional School District Warrant State of New Hampshire

To the inhabitants of the School District of the Towns of Atkinson, Danville, Plaistow, and Sandown, New Hampshire, qualified to vote in District affairs:

First Session of Annual Meeting (Deliberative)

You are hereby notified to meet at the Timberlane Performing Arts Center, 40 Greenough Road, Plaistow, New Hampshire, on Thursday, the 8th day of February 2024, at 7:00 p.m. This session shall consist of explanation, discussion, and debate of warrant articles number 2 through number 10. Warrant articles may be amended subject to the following limitations: (a) warrant articles whose wording is prescribed by law shall not be amended, (b) warrant articles that are amended shall be placed on the official ballot for a final vote on the main motion, as amended, and (c) no warrant article shall be amended to eliminate the subject matter of the article.

Second Session of Annual Meeting (Voting)

Voting on warrant articles number 1 through number 10 will be conducted by official ballot to be held in conjunction with town meeting voting to be held on Tuesday, the 12th day of March 2024, at the Town election polls in Atkinson, Danville, Plaistow, and Sandown, New Hampshire.

Atkinson	Voting will be conducted at the Atkinson Community Center from 7 a.m.-8 p.m.
Danville	Voting will be conducted at the Danville Community Center from 8 a.m.-8 p.m.
Plaistow	Voting will be conducted at the Plaistow Fish and Game Club from 7 a.m.-7 p.m.
Sandown	Voting will be conducted at the Sandown Town Hall from 8 a.m.-8 p.m.

Article 1 - Election of Officers

To choose the following school district officers:

Atkinson Voters	School Board Member	3-Year Term
Plaistow Voters	School Board Member	3-Year Term
Sandown Voters	School Board Member	3-Year Term
Atkinson Voters	Budget Committee Member	3-Year Term
Plaistow Voters	Budget Committee Member	3-Year Term
Sandown Voters	Budget Committee Member	3-Year Term

Article 2 – Operating Budget

Shall the voters of the School District raise and appropriate as an operating budget, not including appropriations by special warrant articles and other appropriations voted separately, the amounts set forth on the budget posted with the warrant or as amended by vote of the first session, for the purposes set forth therein, totaling **\$89,120,265**? Should this article be defeated, the operating budget shall be **\$89,585,373**, which is the same as last year, with certain adjustments required by previous action of the Timberlane Regional School District or by law; or the governing body may hold one special meeting, in accordance with RSA 40:13, X and XVI, to take up the issue of a revised operating budget only. Note: Warrant Article 2 (the operating budget) does not include appropriations proposed under any other warrant articles. (MAJORITY VOTE REQUIRED)

Recommended by the School Board 9-0-0

Recommended by the Budget Committee 7-2-0

Article 3 – Three Year Collective Bargaining Agreement (Timberlane Teachers’ Association)

Shall the voters of the School District approve the cost items included in the collective bargaining agreement reached between the Timberlane Teachers’ Association and the Timberlane Regional School Board, which calls for the following increases in salaries and benefits at the current staffing levels over the amount paid in the prior fiscal year:

Fiscal Year	<u>2024-25</u>	<u>2025-26</u>	<u>2026-27</u>
Estimated Increase	\$2,427,107	\$1,799,324	\$1,949,771
3-Year Total			\$6,176,202

And further to raise and appropriate the sum of **\$2,427,107** for the 2024-25 fiscal year, such sum representing the additional costs attributable to the increase in salaries and benefits required by the new agreement over those that would be paid at the current staffing levels? (MAJORITY VOTE REQUIRED)

Recommended by the School Board 7-0-2

Recommended by the Budget Committee 9-0-0

Article 4 – Authorization for Special Meeting on Cost Items

Shall the voters of the School District, if Article 3 is defeated, authorize the Timberlane Regional School Board to call one special meeting, at its option, to address Article 3 cost items only? (MAJORITY VOTE REQUIRED)

Recommended by the School Board 9-0-0

Article 5 – Capital Reserve Fund by Surplus

Shall the voters of the School District raise and appropriate up to \$250,000 to be placed in the School Building Construction, Reconstruction, Capital Improvement and Land Purchase Capital Reserve Fund established in 1996, with such amount to be transferred from those funds in the June 30, 2024 unassigned fund balance available for transfer on July 1 of this year which were apportioned as Capital Expenses in 2023-2024 in accordance with Article 6 of the Timberlane Regional School District Articles of Agreement? No amount to be raised by additional taxation. (MAJORITY VOTE REQUIRED)

Recommended by the School Board 9-0-0

Recommended by the Budget Committee 9-0-0

Article 6 – General Acceptance of Reports

Shall the voters of the School District accept reports of agents, auditors, and committees as written in the 2023 Annual Report? (MAJORITY VOTE REQUIRED)

Recommended by the School Board 9-0-0

Article 7 – Amendment to Administrators Union CBA

To see if the School District will vote to approve the cost items included in the amendment to the previously approved 2023-2026 collective bargaining agreement between the Timberlane Regional School Board and Timberlane Administrators’ Union (Teamsters Local Union #633), which calls for the following increases and decreases in salaries and benefits over the amount paid in the prior fiscal year at current staffing levels under the previously approved agreement:

Fiscal Year	<u>2024-25</u>	<u>2025-26</u>
Estimated Increase	\$60,000	(\$30,000)
2-Year Total		\$30,000

No appropriation necessary in this Article because the funding for these increases is part of the operating budget in Article 2. (MAJORITY VOTE REQUIRED)

Recommended by the School Board 9-0-0

Article 8 – Amendment to CBA for Technology Staff

To see if the School District will vote to approve the cost items included in the amendment to the previously approved 2023-2026 collective bargaining agreement between the Timberlane Regional School Board and Teamsters Local Union #633 (Administrative Assistants/Secretaries and Skilled Maintenance Employees), which calls for the following increases in salaries and benefits over the amount paid in the prior fiscal year at current staffing levels under the previously approved agreement:

Fiscal Year	<u>2024-25</u>	<u>2025-26</u>
Estimated Increase	\$28,471	\$25,891
2-Year Total		\$54,362

and further to raise and appropriate **\$28,471** for the 2025 fiscal year, such sum representing the additional costs attributable to the increase in salaries and benefits required by the amendment to the 2023-2026 collective bargaining agreement over the costs that would be paid at current staffing levels under the previously approved agreement.

[Note: This article concerns the costs associated with the amendment to the previously approved 2023-2026 collective bargaining agreement, which was negotiated because the NH Public Employee Labor Relations Board added IT employees to this bargaining unit.] (MAJORITY VOTE REQUIRED)

Recommended by the School Board 9-0-0

Recommended by the Budget Committee 9-0-0

Article 9 – Authorization for Special Meeting on Cost Items

Shall the voters of the School District, if Article 8 is defeated, authorize the Timberlane Regional School Board to call one special meeting, at its option, to address Article 8 cost items only? (MAJORITY VOTE REQUIRED)




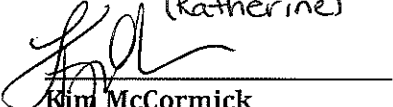

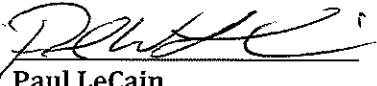



Recommended by the School Board 9-0-0

Article 10 - Tax Impact Statement by Petition

To see if the Timberlane Regional School District will vote to accept RSA 32:5 which will allow the inclusion of the estimated tax impact per town as part of the warrant article and to be included on the ballot. (MAJORITY VOTE REQUIRED)




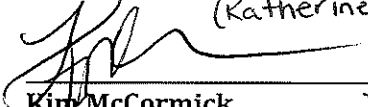


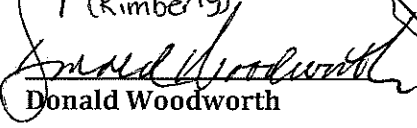

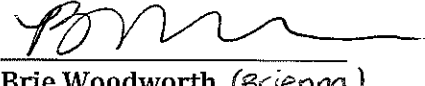
Given under our hands this 18 day of January 2024.

Timberlane Regional School Board

 Katie Knutsen, Chair (Katherine)	 Kristin Savage, Vice Chair	 Mark Sherwood
 Kim McCormick (Kimberly)	 Shauna Manthorn	 Paul LeCain
 Donald Woodworth	 Jack Sapia (John)	 Brie Woodworth (Brienna)

A true copy of Warrant - Attest

Timberlane Regional School Board

 Katie Knutsen, Chair (Katherine)	 Kristin Savage, Vice Chair	 Mark Sherwood
 Kim McCormick (Kimberly)	 Shauna Manthorn	 Paul LeCain
 Donald Woodworth	 Jack Sapia (John)	 Brie Woodworth (Brienna)

2024 Timberlane Regional School District Warrant

**Timberlane Regional School District
FY2025 Proposed Budget**

Salaries	38,488,044	
Benefits	23,731,567	
Operating	24,827,304	
FY2024 Voted Budget	87,046,915	

Salaries	325,155	1
Teachers Retirement Incentive	227,808	2
FICA	70,895	3
Classaified Retirement	149,632	4
Certified Retirement	267,168	5
Insurance	185,543	6
Food Service	134,497	7
Special Education	545,100	8
Utilities	(123,000)	9
Professional Services	155,147	10
Supplies	30,000	11
Maintenance & Repairs	70,000	12
Equipment	176,000	13
Info Access Fees	109,405	14
Total Adjustments	2,323,351	
FY2025 Proposed Budget	89,370,265	
Increase %	2.7%	

Capital Reserve Contributuion	(250,000)
FY2025 Proposed Budget	89,120,265

Notes:

1 Salary increase:	
Admin	339,457
Paraeducators	136,527
Custodial	129,518
Food Service	36,171
Home/ESOL	34,668
Office Support	19,543
Teachers	(13,442)
Nurses	(82,287)
Adjustment per BudCom 12.11.23	(275,000)
Total	325,155
2 Teachers Retirement Incentive	227,808
3 FICA adjustment to reflect FY2025 salaries	70,895
4 Classified-Retirement to reflect FY2025 salaries	149,632
5 Certified-Retirement to reflect FY2025 salaries	267,168
6 Insurance increase:	
Health & Dental increase reflects a 12.5% GMR	195,101
Property & Liability per Primex GMR	15,579
Workers Comp. per Primex GMR	(25,137)
Total	185,543
7 Food Service based on new contract and rates	134,497
8 Special Education Increase:	
Contracted Services	1,037,100
Tuition	(492,000)
9 Utilities	(123,000)
10 Increase in district wide professional services	155,147
11 Supplies	30,000
12 Maintenance & Repairs	70,000
13 Equipment Increase:	
District wide phone platform upgrades	75,000
Replace Intercoms at all schools	55,000
Replacement school and classroom furniture	30,000
Additional Security Cameras	16,000
Total	176,000
14 Info Access Fees Increase:	
iReady Software for elementary and secondary	71,500
Increase for district wide platforms	37,905
Total	109,405

**Timberlane Regional School District
FY2025 Budget Recap (by Object Code)**

	Acct.	Description	FY2025 Proposed	FY2024 Voted	Variance	FY2023 Actual	FY2023 Voted	FY2022 Actual	FY2022 Voted
Salaries	1xx	Total Salaries	39,041,007	38,488,044	552,963	34,568,644	36,549,850	35,536,961	36,497,496
Benefits	210	Group Insurance	13,785,781	13,590,680	195,101	10,440,277	11,322,466	10,563,230	10,565,695
	220	FICA	3,001,038	2,930,143	70,895	2,580,723	2,558,916	2,648,847	2,588,681
	231	Non-teacher Retirement	1,268,024	1,237,372	30,652	1,099,079	1,125,767	1,084,374	1,110,259
	232	Teacher Retirement	5,748,584	5,348,952	399,632	5,675,084	5,533,876	5,575,720	5,599,877
	240	Tuition Reimbursement	244,500	244,500	-	103,000	218,500	107,868	215,507
	250	Unemployment Compensation	30,000	30,000	-	11,588	30,000	17,959	30,000
	260	Worker's Compensation	242,283	267,420	(25,137)	273,779	291,433	191,014	273,903
	290	Other Employee Benefits	82,500	82,500	-	34,917	81,858	34,779	35,000
		Subtotal Salaries & Benefits	63,443,718	62,219,611	1,224,107	54,787,092	57,712,666	55,760,753	56,916,419
Operating Expenses	310	Official/Admin Services	45,000	40,000	5,000	39,007	40,000	22,374	40,000
	320-340	Professional Services	3,241,933	2,071,611	1,170,322	1,732,631	1,690,826	1,225,340	1,428,283
	410	Water/Sewer/Septic	76,500	74,500	2,000	110,277	124,380	139,776	58,000
	420	Cleaning Services	305,000	290,075	14,925	123,223	135,500	96,526	100,500
	422	Snow Removal	12,000	12,000	-	7,345	10,000	3,936	10,000
	430	Repair and Maintenance	1,074,915	1,012,967	61,948	1,570,533	576,781	549,972	477,749
	432	Plumbing & Electric Repair	75,000	55,000	20,000	160,910	50,000	53,446	-
	450	Construction Services/Buildings	1,892,200	1,892,200	-	3,702,103	892,200	347,778	1,883,593
	490	Other Purchased Property Serv	10,000	9,000	1,000	9,714	6,500	10,615	6,500
	519	Student Transportation	4,441,112	4,454,596	(13,484)	3,387,970	3,693,592	3,307,117	3,601,002
	520	Insurance	249,637	234,058	15,579	204,960	219,498	162,279	205,891
	531-532	Telephone/Comm	154,282	150,240	4,042	132,984	150,240	119,302	160,240
	534	Postage	9,200	6,300	2,900	8,852	4,300	4,184	4,300
	540-550	Printing/Advertising	21,039	16,514	4,525	14,996	14,570	17,071	16,745
	56x	Tuition	3,825,000	4,430,000	(605,000)	2,559,486	3,652,000	2,854,308	3,627,000
	580	Travel/Workshops	58,900	69,320	(10,420)	25,109	66,021	17,951	61,926
	610	Supplies	1,443,467	1,414,308	29,159	1,201,457	1,333,781	1,244,596	1,269,605
	62x	Utilities/Energy	1,017,000	1,140,000	(123,000)	1,042,693	833,305	841,033	753,006
	640-650	Books & Info Resources & Software	1,300,765	1,107,835	192,930	1,122,136	1,138,771	887,764	1,134,315
	73x	Equipment	976,633	800,155	176,478	1,096,698	726,585	597,956	656,963
	810	Dues & Fees	132,852	125,310	7,542	100,897	88,727	68,986	87,328
	830-910	Bond Prin. & Interest	2,219,800	2,211,500	8,300	97,716	125,401	66,818	117,103
	930	Fund Transfer (offset by revenue)	3,344,311	3,209,814	134,497	263	3,031,686	(20,719)	3,031,686
		Subtotal Operating Expenses	25,926,547	24,827,304	1,099,243	18,451,958	18,604,663	12,618,411	18,731,735
		Grand Total	89,370,265	87,046,915	2,323,350	73,239,050	76,317,329	68,379,163	75,648,154

Timberlane Regional School District

Budget - TRSD

Fiscal Year: 2023-2024

Print accounts with zero balance
 Round to whole dollars
 Account on new page
 Exclude inactive accounts with zero balance
 Definition: Proposed View

From Date: 7/1/2024

To Date: 6/30/2025

Account	Description	FY2025 Proposed	FY2024 Voted	FY2025Proposed vs FY2024Voted	FY2023 Actual	FY2023 Voted
100.1100.112.00.00.00000	Salaries-Teachers	\$16,475,516.34	\$16,540,760.10	(\$65,243.76)	\$15,891,882.74	\$16,122,769.04
100.1100.114.00.00.00000	Educational Assistants Salarie	\$1,736,629.89	\$1,632,444.50	\$104,185.39	\$1,450,258.53	\$1,413,966.16
100.1100.115.00.00.00000	Office Salaries	\$46,016.20	\$33,990.00	\$12,026.20	\$34,237.26	\$31,831.50
100.1100.117.00.00.00000	Home Instruction / ESOL	\$10,000.00	\$10,000.00	\$0.00	\$360.00	\$10,000.00
100.1100.122.00.00.00000	Substitute Salaries- Teachers	\$450,000.00	\$450,000.00	\$0.00	\$349,619.65	\$320,000.00
100.1100.123.00.00.00000	Long Term Substitutes	\$190,000.00	\$190,000.00	\$0.00	\$61,705.02	\$190,000.00
100.1100.320.00.00.00000	Professional Edu Services	\$3,950.00	\$4,000.00	(\$50.00)	\$4,020.85	\$4,000.00
100.1100.330.00.00.00000	Other Professional Services	\$32,300.00	\$30,050.00	\$2,250.00	\$129,789.44	\$22,450.00
100.1100.430.00.00.00000	Repair and Maintenance	\$59,845.00	\$62,717.00	(\$2,872.00)	\$45,858.30	\$54,483.00
100.1100.531.00.00.00000	Telephone	\$0.00	\$0.00	\$0.00	\$9,336.72	\$0.00
100.1100.550.00.00.00000	Printing	\$2,500.00	\$2,500.00	\$0.00	\$0.00	\$2,500.00
100.1100.561.00.00.00000	Tuition-Other LEA's in State	\$45,000.00	\$20,000.00	\$25,000.00	\$14,238.00	\$0.00
100.1100.580.00.00.00000	Travel/Workshops	\$8,000.00	\$10,000.00	(\$2,000.00)	\$5,512.74	\$7,501.00
100.1100.610.00.00.00000	Supplies	\$539,857.96	\$537,381.96	\$2,476.00	\$518,821.60	\$567,680.75
100.1100.640.00.00.00000	Books & Info Resources	\$56,792.00	\$60,691.00	(\$3,899.00)	\$59,038.58	\$73,627.00
100.1100.643.00.00.00000	Information Access Fees	\$349,964.00	\$251,615.00	\$98,349.00	\$301,231.61	\$257,216.00
100.1100.650.00.00.00000	Software	\$107,698.00	\$108,758.00	(\$1,060.00)	\$93,850.76	\$117,012.00
100.1100.733.00.00.00000	New Equipment	\$91,913.00	\$71,648.00	\$20,265.00	\$105,443.80	\$77,784.00
100.1100.734.00.00.00000	New Computer/Netwk Equip	\$50,000.00	\$37,000.00	\$13,000.00	\$36,349.94	\$15,000.00
100.1100.737.00.00.00000	Replacement Equipment	\$101,535.24	\$90,853.00	\$10,682.24	\$72,320.18	\$71,315.21
100.1100.738.00.00.00000	Replacement Computer/Netw	\$385,390.00	\$297,500.00	\$87,890.00	\$387,121.91	\$274,025.00
100.1100.810.00.00.00000	Dues and Fees	\$32,960.00	\$33,515.00	(\$555.00)	\$25,843.00	\$8,521.00
FUNC: REGULAR EDUCATION - 1100		\$20,775,867.63	\$20,475,423.56	\$300,444.07	\$19,596,840.63	\$19,641,681.66

Timberlane Regional School District

Budget - TRSD

Fiscal Year: 2023-2024

Print accounts with zero balance
 Round to whole dollars
 Account on new page
 Exclude inactive accounts with zero balance
 Definition: Proposed View

From Date: 7/1/2024

To Date: 6/30/2025

Account	Description	FY2025 Proposed	FY2024 Voted	FY2025Proposed vs FY2024Voted	FY2023 Actual	FY2023 Voted
100.1200.111.00.00.00000	Administrative Salaries	\$325,416.00	\$324,803.84	\$612.16	\$307,511.27	\$290,000.00
100.1200.112.00.00.00000	Teacher/Specialist Salaries	\$3,841,796.42	\$3,855,208.29	(\$13,411.87)	\$3,078,536.36	\$3,805,810.00
100.1200.114.00.00.00000	Educational Assistants Salarie	\$3,125,232.25	\$3,080,082.43	\$45,149.82	\$2,280,728.74	\$2,922,787.06
100.1200.115.00.00.00000	Office Salaries	\$110,102.20	\$85,459.50	\$24,642.70	\$81,084.64	\$81,464.85
100.1200.117.00.00.00000	Home Instruction / ESOL	\$31,000.00	\$31,000.00	\$0.00	\$9,762.96	\$20,000.00
100.1200.124.00.00.00000	Substitute Salaries- Assistants	\$55,000.00	\$55,000.00	\$0.00	\$37,818.60	\$55,000.00
100.1200.320.00.00.00000	Professional Edu Services	\$7,500.00	\$7,500.00	\$0.00	\$0.00	\$7,500.00
100.1200.330.00.00.00000	Other Professional Services	\$1,425,000.00	\$820,000.00	\$605,000.00	\$757,284.64	\$670,000.00
100.1200.430.00.00.00000	Repair and Maintenance	\$50,000.00	\$50,000.00	\$0.00	\$7,689.99	\$2,000.00
100.1200.561.00.00.00000	Tuition-Other LEA's in State	\$0.00	\$30,000.00	(\$30,000.00)	\$0.00	\$30,000.00
100.1200.564.00.00.00000	Tuition-Private	\$3,610,000.00	\$4,228,000.00	(\$618,000.00)	\$2,381,584.32	\$3,477,000.00
100.1200.580.00.00.00000	Travel/Workshops	\$4,200.00	\$6,620.00	(\$2,420.00)	\$3,645.35	\$6,620.00
100.1200.610.00.00.00000	Supplies	\$59,550.00	\$67,361.00	(\$7,811.00)	\$42,611.49	\$49,361.00
100.1200.640.00.00.00000	Books & Info Resources	\$10,000.00	\$14,478.00	(\$4,478.00)	\$66,876.17	\$14,478.00
100.1200.643.00.00.00000	Information Access Fees	\$59,000.00	\$50,000.00	\$9,000.00	\$49,034.46	\$50,000.00
100.1200.650.00.00.00000	Software	\$3,500.00	\$4,500.00	(\$1,000.00)	\$0.00	\$2,000.00
100.1200.733.00.00.00000	New Equipment	\$1,400.00	\$3,482.00	(\$2,082.00)	\$1,871.41	\$3,482.00
100.1200.737.00.00.00000	Replacement Equipment	\$700.00	\$1,200.00	(\$500.00)	\$710.05	\$1,200.00
100.1200.738.00.00.00000	Replacement Computer/Netw	\$30,000.00	\$30,000.00	\$0.00	\$26,324.64	\$30,000.00
100.1200.810.00.00.00000	Dues and Fees	\$0.00	\$0.00	\$0.00	\$400.00	\$0.00
FUNC: SPECIAL EDUCATION - 1200		\$12,749,396.87	\$12,744,695.06	\$4,701.81	\$9,133,475.09	\$11,518,702.91
100.1260.117.00.00.00000	Home Instruction / ESOL	\$89,613.84	\$54,946.00	\$34,667.84	\$52,983.68	\$53,013.00
100.1260.330.00.00.00000	Other Professional Services	\$2,000.00	\$2,000.00	\$0.00	\$0.00	\$0.00

Timberlane Regional School District

Budget - TRSD

Fiscal Year: 2023-2024

Print accounts with zero balance
 Round to whole dollars
 Account on new page
 Exclude inactive accounts with zero balance
 Definition: Proposed View

From Date: 7/1/2024

To Date: 6/30/2025

Account	Description	FY2025 Proposed	FY2024 Voted	FY2025Proposed vs FY2024Voted	FY2023 Actual	FY2023 Voted
100.1260.580.00.00.00000	Travel/Workshops	\$1,500.00	\$1,500.00	\$0.00	\$1,139.02	\$0.00
100.1260.610.00.00.00000	Supplies	\$600.00	\$0.00	\$600.00	\$0.00	\$0.00
100.1260.643.00.00.00000	Information Access Fees	\$750.00	\$0.00	\$750.00	\$0.00	\$0.00
FUNC: BILINGUAL EDUCATION - 1260		\$94,463.84	\$58,446.00	\$36,017.84	\$54,122.70	\$53,013.00
100.1300.561.00.00.00000	Tuition-Other LEA's in State	\$170,000.00	\$152,000.00	\$18,000.00	\$163,663.34	\$145,000.00
FUNC: VOCATIONAL EDUCATION - 1300		\$170,000.00	\$152,000.00	\$18,000.00	\$163,663.34	\$145,000.00
100.1410.112.00.00.00000	Teacher/Specialist Salaries	\$172,600.00	\$130,200.00	\$42,400.00	\$134,424.75	\$128,900.00
100.1410.610.00.00.00000	Supplies	\$59,100.00	\$57,675.00	\$1,425.00	\$18,164.59	\$37,300.00
100.1410.810.00.00.00000	Dues and Fees	\$16,245.00	\$14,000.00	\$2,245.00	\$19,296.00	\$15,756.00
100.1410.890.00.00.00000	Miscellaneous Expense	\$43,000.00	\$45,000.00	(\$2,000.00)	\$36,618.16	\$45,001.00
FUNC: STUDENT ACTIVITIES - 1410		\$290,945.00	\$246,875.00	\$44,070.00	\$208,503.50	\$226,957.00
100.1420.111.00.00.00000	Administrative Salaries	\$124,488.00	\$141,075.00	(\$16,587.00)	\$114,000.01	\$114,000.00
100.1420.112.00.00.00000	Teacher/Specialist Salaries	\$314,125.00	\$307,325.00	\$6,800.00	\$241,157.99	\$257,325.00
100.1420.115.00.00.00000	Office Salaries	\$46,563.80	\$44,194.80	\$2,369.00	\$42,401.71	\$41,980.40
100.1420.330.00.00.00000	Other Professional Services	\$4,800.00	\$4,800.00	\$0.00	\$2,350.00	\$4,800.00
100.1420.390.00.00.00000	Game Expenses	\$131,005.00	\$86,605.00	\$44,400.00	\$78,900.00	\$80,505.00
100.1420.430.00.00.00000	Repair and Maintenance	\$4,000.00	\$11,500.00	(\$7,500.00)	\$3,898.48	\$8,200.00
100.1420.520.00.00.00000	Insurance	\$11,500.00	\$11,500.00	\$0.00	\$11,064.00	\$11,500.00
100.1420.580.00.00.00000	Travel/Workshops	\$1,000.00	\$900.00	\$100.00	\$960.98	\$900.00
100.1420.610.00.00.00000	Supplies	\$82,200.00	\$72,950.00	\$9,250.00	\$82,141.08	\$73,762.00
100.1420.643.00.00.00000	Information Access Fees	\$20,445.00	\$21,495.00	(\$1,050.00)	\$7,190.75	\$7,292.00

Timberlane Regional School District

Budget - TRSD

Fiscal Year: 2023-2024

Print accounts with zero balance
 Round to whole dollars
 Account on new page
 Exclude inactive accounts with zero balance
 Definition: Proposed View

From Date: 7/1/2024

To Date: 6/30/2025

Account	Description	FY2025 Proposed	FY2024 Voted	FY2025Proposed vs FY2024Voted	FY2023 Actual	FY2023 Voted
100.1420.733.00.00.00000	New Equipment	\$0.00	\$1,000.00	(\$1,000.00)	\$6,405.00	\$6,500.00
100.1420.737.00.00.00000	Replacement Equipment	\$18,523.00	\$2,830.00	\$15,693.00	\$902.64	\$900.00
100.1420.810.00.00.00000	Dues and Fees	\$10,940.00	\$10,780.00	\$160.00	\$9,715.00	\$10,190.00
100.1420.880.00.00.00000	Miscellaneous Expense	\$14,000.00	\$6,000.00	\$8,000.00	\$9,810.50	\$11,500.00
100.1420.890.00.00.00000	Miscellaneous Expense	\$49,300.00	\$47,000.00	\$2,300.00	\$36,935.42	\$43,900.00
FUNC: ATHLETICS - 1420		\$832,889.80	\$769,954.80	\$62,935.00	\$647,833.56	\$673,254.40
100.1430.112.00.00.00000	Teacher/Specialist Salaries	\$30,000.00	\$30,000.00	\$0.00	\$26,059.00	\$30,000.00
100.1430.320.00.00.00000	Professional Edu Services	\$4,000.00	\$4,000.00	\$0.00	\$0.00	\$4,000.00
100.1430.610.00.00.00000	Supplies	\$300.00	\$300.00	\$0.00	\$0.00	\$300.00
FUNC: SUMMER SCHOOL - 1430		\$34,300.00	\$34,300.00	\$0.00	\$26,059.00	\$34,300.00
100.1600.112.00.00.00000	Teacher/Specialist Salaries	\$105,621.08	\$105,000.00	\$621.08	\$69,658.00	\$100,000.00
100.1600.115.00.00.00000	Office Salaries	\$15,763.54	\$14,798.70	\$964.84	\$13,397.72	\$13,898.70
100.1600.320.00.00.00000	Professional Edu Services	\$2,000.00	\$2,000.00	\$0.00	\$0.00	\$2,000.00
100.1600.610.00.00.00000	Supplies	\$11,000.00	\$11,000.00	\$0.00	\$5,877.18	\$11,000.00
100.1600.640.00.00.00000	Books & Info Resources	\$1,866.00	\$2,700.00	(\$834.00)	\$1,511.10	\$2,700.00
100.1600.643.00.00.00000	Information Access Fees	\$18,025.00	\$16,000.00	\$2,025.00	\$15,000.00	\$15,000.00
FUNC: ALTERNATIVE/CONTINUING EDUC. - 1600		\$154,275.62	\$151,498.70	\$2,776.92	\$105,444.00	\$144,598.70
100.2000.330.00.00.00000	Other Professional Services	\$71,000.00	\$0.00	\$71,000.00	\$0.00	\$0.00
100.2000.643.00.00.00000	Information Access Fees	\$10,000.00	\$0.00	\$10,000.00	\$0.00	\$0.00
FUNC: SUPPORT SERVICES - 2000		\$81,000.00	\$0.00	\$81,000.00	\$0.00	\$0.00

Timberlane Regional School District

Budget - TRSD

Fiscal Year: 2023-2024

Print accounts with zero balance
 Round to whole dollars
 Account on new page
 Exclude inactive accounts with zero balance
 Definition: Proposed View

From Date: 7/1/2024

To Date: 6/30/2025

Account	Description	FY2025 Proposed	FY2024 Voted	FY2025Proposed vs FY2024Voted	FY2023 Actual	FY2023 Voted
100.2113.610.00.00.00000	Supplies	\$1,000.00	\$0.00	\$1,000.00	\$0.00	\$0.00
100.2113.640.00.00.00000	Books & Info Resources	\$1,000.00	\$0.00	\$1,000.00	\$0.00	\$0.00
FUNC: SOCIAL WORK SERVICES - 2113		\$2,000.00	\$0.00	\$2,000.00	\$0.00	\$0.00
100.2122.111.00.00.00000	Administrative Salaries	\$104,286.00	\$107,746.15	(\$3,460.15)	\$100,599.08	\$109,000.00
100.2122.112.00.00.00000	Teacher/Specialist Salaries	\$1,136,540.02	\$1,169,330.03	(\$32,790.01)	\$1,094,849.20	\$1,178,994.44
100.2122.115.00.00.00000	Office Salaries	\$181,786.31	\$158,317.90	\$23,468.41	\$142,122.33	\$140,082.10
100.2122.320.00.00.00000	Professional Edu Services	\$24,720.90	\$24,200.00	\$520.90	\$7,400.21	\$8,655.80
100.2122.550.00.00.00000	Printing	\$539.00	\$1,014.00	(\$475.00)	\$935.38	\$1,270.00
100.2122.580.00.00.00000	Travel/Workshops	\$0.00	\$0.00	\$0.00	\$0.00	\$200.00
100.2122.610.00.00.00000	Supplies	\$9,985.00	\$7,637.00	\$2,348.00	\$3,407.65	\$7,671.00
100.2122.640.00.00.00000	Books & Info Resources	\$1,400.00	\$843.00	\$557.00	\$812.74	\$1,686.00
100.2122.643.00.00.00000	Information Access Fees	\$0.00	\$0.00	\$0.00	\$100.00	\$0.00
100.2122.733.00.00.00000	New Equipment	\$0.00	\$0.00	\$0.00	\$14,238.85	\$470.00
100.2122.737.00.00.00000	Replacement Equipment	\$800.00	\$500.00	\$300.00	\$0.00	\$0.00
FUNC: GUIDANCE - 2122		\$1,460,057.23	\$1,469,588.08	(\$9,530.85)	\$1,364,465.44	\$1,448,029.34
100.2134.113.00.00.00000	Nurses Salaries	\$599,064.51	\$681,351.70	(\$82,287.19)	\$577,305.68	\$629,031.53
100.2134.115.00.00.00000	Office Salaries	\$57,819.95	\$60,985.70	(\$3,165.75)	\$51,767.08	\$55,447.15
100.2134.290.00.00.00000	Other Employee Benefits	\$500.00	\$500.00	\$0.00	\$0.00	\$0.00
100.2134.330.00.00.00000	Other Professional Services	\$12,000.00	\$18,700.00	(\$6,700.00)	\$6,641.81	\$18,700.00
100.2134.340.00.00.00000	Technical Services	\$5,000.00	\$5,000.00	\$0.00	\$5,000.00	\$5,000.00
100.2134.430.00.00.00000	Repair and Maintenance	\$1,000.00	\$1,300.00	(\$300.00)	\$495.00	\$1,300.00
100.2134.580.00.00.00000	Travel/Workshops	\$200.00	\$200.00	\$0.00	\$66.03	\$200.00

Timberlane Regional School District

Budget - TRSD

Fiscal Year: 2023-2024

Print accounts with zero balance
 Round to whole dollars
 Account on new page
 Exclude inactive accounts with zero balance
 Definition: Proposed View

From Date: 7/1/2024

To Date: 6/30/2025

Account	Description	FY2025 Proposed	FY2024 Voted	FY2025Proposed vs FY2024Voted	FY2023 Actual	FY2023 Voted
100.2134.610.00.0.00000	Supplies	\$22,000.00	\$22,000.00	\$0.00	\$15,055.62	\$22,000.00
100.2134.640.00.0.00000	Books & Info Resources	\$0.00	\$400.00	(\$400.00)	\$114.60	\$400.00
100.2134.650.00.0.00000	Software	\$6,000.00	\$0.00	\$6,000.00	\$0.00	\$0.00
100.2134.733.00.0.00000	New Equipment	\$1,000.00	\$1,400.00	(\$400.00)	\$2,301.13	\$1,000.00
100.2134.737.00.0.00000	Replacement Equipment	\$1,000.00	\$1,000.00	\$0.00	\$6,458.04	\$1,000.00
100.2134.810.00.0.00000	Dues and Fees	\$45.00	\$0.00	\$45.00	\$0.00	\$0.00
FUNC: HEALTH SERVICES - 2134		\$705,629.46	\$792,837.40	(\$87,207.94)	\$665,204.99	\$734,078.68
100.2143.112.00.0.00000	Teacher/Specialist Salaries	\$309,170.00	\$320,571.04	(\$11,401.04)	\$312,514.63	\$339,533.21
100.2143.330.00.0.00000	Other Professional Services	\$345,000.00	\$110,000.00	\$235,000.00	\$100,552.50	\$82,000.00
100.2143.580.00.0.00000	Travel/Workshops	\$0.00	\$200.00	(\$200.00)	\$0.00	\$200.00
100.2143.610.00.0.00000	Supplies	\$13,000.00	\$12,000.00	\$1,000.00	\$11,245.42	\$12,000.00
100.2143.640.00.0.00000	Books & Info Resources	\$0.00	\$0.00	\$0.00	\$459.00	\$525.00
100.2143.643.00.0.00000	Information Access Fees	\$0.00	\$0.00	\$0.00	\$163.00	\$0.00
100.2143.733.00.0.00000	New Equipment	\$1,000.00	\$1,160.00	(\$160.00)	\$0.00	\$1,160.00
FUNC: PSYCHOLOGICAL SERVICES - 2143		\$668,170.00	\$443,931.04	\$224,238.96	\$424,934.55	\$435,418.21
100.2152.112.00.0.00000	Teacher/Specialist Salaries	\$703,804.08	\$702,258.02	\$1,546.06	\$660,921.68	\$675,413.98
100.2152.114.00.0.00000	Educational Assistants Salarie	\$216,666.13	\$203,890.49	\$12,775.64	\$164,646.03	\$197,535.02
100.2152.330.00.0.00000	Other Professional Services	\$430,000.00	\$232,900.00	\$197,100.00	\$44,907.28	\$232,900.00
100.2152.580.00.0.00000	Travel/Workshops	\$0.00	\$200.00	(\$200.00)	\$0.00	\$200.00
100.2152.610.00.0.00000	Supplies	\$12,000.00	\$11,070.00	\$930.00	\$10,120.35	\$11,070.00
100.2152.640.00.0.00000	Books & Info Resources	\$500.00	\$1,983.00	(\$1,483.00)	\$638.29	\$1,983.00
100.2152.643.00.0.00000	Information Access Fees	\$29,000.00	\$44,000.00	(\$15,000.00)	\$2,011.21	\$44,000.00

Timberlane Regional School District

Budget - TRSD

Fiscal Year: 2023-2024

Print accounts with zero balance
 Round to whole dollars
 Account on new page
 Exclude inactive accounts with zero balance
 Definition: Proposed View

From Date: 7/1/2024

To Date: 6/30/2025

Account	Description	FY2025 Proposed	FY2024 Voted	FY2025 Proposed vs FY2024 Voted	FY2023 Actual	FY2023 Voted
100.2152.733.00.00.00000	New Equipment	\$9,000.00	\$9,598.00	(\$598.00)	\$9,729.59	\$9,598.00
FUNC: SPEECH - 2152		\$1,400,970.21	\$1,205,899.51	\$195,070.70	\$892,974.43	\$1,172,700.00
100.2190.112.00.00.00000	Teacher/Specialist Salaries	\$50,000.00	\$50,000.00	\$0.00	\$36,857.50	\$50,000.00
FUNC: OTHER PUPIL SERVICES - 2190		\$50,000.00	\$50,000.00	\$0.00	\$36,857.50	\$50,000.00
100.2210.112.00.00.00000	Teacher/Specialist Salaries	\$2,100.00	\$0.00	\$2,100.00	\$2,100.00	\$0.00
100.2210.320.00.00.00000	Professional Edu Services	\$20,000.00	\$22,100.00	(\$2,100.00)	\$11,800.00	\$20,000.00
100.2210.330.00.00.00000	Other Professional Services	\$500.00	\$500.00	\$0.00	\$0.00	\$500.00
FUNC: IMPROVEMENT OF INSTRUCTION - 2210		\$22,600.00	\$22,600.00	\$0.00	\$13,900.00	\$20,500.00
100.2213.111.00.00.00000	Administrative Salaries	\$136,260.00	\$128,000.00	\$8,260.00	\$133,000.00	\$128,000.00
100.2213.112.00.00.00000	Teacher/Specialist Salaries	\$5,000.00	\$5,000.00	\$0.00	\$5,000.00	\$5,000.00
100.2213.240.00.00.00000	Tuition Reimbursement	\$204,500.00	\$204,500.00	\$0.00	\$95,255.12	\$208,500.00
100.2213.320.00.00.00000	Professional Edu Services	\$127,500.00	\$142,000.00	(\$14,500.00)	\$80,471.72	\$120,203.00
100.2213.321.00.00.00000	Prof Services for Instruction	\$7,500.00	\$7,500.00	\$0.00	\$1,402.75	\$8,500.00
100.2213.580.00.00.00000	Travel/Workshops	\$3,000.00	\$4,000.00	(\$1,000.00)	\$1,071.07	\$4,000.00
100.2213.610.00.00.00000	Supplies	\$3,000.00	\$2,000.00	\$1,000.00	\$2,671.66	\$3,000.00
100.2213.640.00.00.00000	Books & Info Resources	\$2,000.00	\$2,000.00	\$0.00	\$1,871.50	\$3,000.00
FUNC: PROFESSIONAL IMPROVEMENT - 2213		\$488,760.00	\$495,000.00	(\$6,240.00)	\$320,743.82	\$480,203.00
100.2219.610.00.00.00000	Supplies	\$200.00	\$200.00	\$0.00	\$0.00	\$201.00
FUNC: OTH IMPROVEMENT OF INSTRUCTION - 2219		\$200.00	\$200.00	\$0.00	\$0.00	\$201.00

Timberlane Regional School District

Budget - TRSD

Fiscal Year: 2023-2024

Print accounts with zero balance
 Round to whole dollars
 Account on new page
 Exclude inactive accounts with zero balance
 Definition: Proposed View

From Date: 7/1/2024

To Date: 6/30/2025

Account	Description	FY2025 Proposed	FY2024 Voted	FY2025Proposed vs FY2024Voted	FY2023 Actual	FY2023 Voted
100.2222.112.00.00.00000	Teacher/Specialist Salaries	\$424,745.53	\$427,895.48	(\$3,149.95)	\$416,987.00	\$419,087.00
100.2222.114.00.00.00000	Educational Assistants Salarie	\$183,633.80	\$211,225.81	(\$27,592.01)	\$186,925.12	\$176,702.08
100.2222.610.00.00.00000	Supplies	\$10,250.00	\$9,585.00	\$665.00	\$8,726.43	\$8,485.00
100.2222.640.00.00.00000	Books & Info Resources	\$56,733.94	\$60,900.00	(\$4,166.06)	\$60,749.83	\$60,825.00
100.2222.641.00.00.00000	Library Periodicals	\$7,082.40	\$7,282.40	(\$200.00)	\$6,184.75	\$7,282.40
100.2222.643.00.00.00000	Information Access Fees	\$91,245.03	\$58,857.00	\$32,388.03	\$63,579.59	\$57,627.55
100.2222.733.00.00.00000	New Equipment	\$1,300.00	\$0.00	\$1,300.00	\$3,341.96	\$3,023.00
100.2222.737.00.00.00000	Replacement Equipment	\$2,400.00	\$0.00	\$2,400.00	\$3,837.17	\$4,001.00
100.2222.810.00.00.00000	Dues and Fees	\$217.00	\$0.00	\$217.00	\$0.00	\$0.00
FUNC: SCHOOL LIBRARY SERVICES - 2222		\$777,607.70	\$775,745.69	\$1,862.01	\$750,331.85	\$737,033.03
100.2223.112.00.00.00000	Teacher/Specialist Salaries	\$0.00	\$5,200.00	(\$5,200.00)	\$0.00	\$3,300.00
100.2223.430.00.00.00000	Repair and Maintenance	\$1,450.00	\$1,450.00	\$0.00	\$0.00	\$1,321.00
100.2223.610.00.00.00000	Supplies	\$1,950.00	\$2,450.00	(\$500.00)	\$2,261.52	\$2,650.00
100.2223.640.00.00.00000	Books & Info Resources	\$7,400.00	\$7,645.00	(\$245.00)	\$6,019.78	\$7,120.00
100.2223.733.00.00.00000	New Equipment	\$1,900.00	\$900.00	\$1,000.00	\$0.00	\$0.00
FUNC: AUDIO VISUAL - 2223		\$12,700.00	\$17,645.00	(\$4,945.00)	\$8,281.30	\$14,391.00
100.2311.111.00.00.00000	Administrative Salaries	\$14,000.00	\$14,000.00	\$0.00	\$13,000.00	\$14,000.00
FUNC: SCHOOL BOARD STIPEND - 2311		\$14,000.00	\$14,000.00	\$0.00	\$13,000.00	\$14,000.00
100.2312.115.00.00.00000	Office Salaries	\$6,000.00	\$6,000.00	\$0.00	\$3,794.80	\$6,900.00
100.2312.610.00.00.00000	Supplies	\$320.00	\$320.00	\$0.00	\$286.71	\$320.00
FUNC: SCHOOL BOARD CLERK - 2312		\$6,320.00	\$6,320.00	\$0.00	\$4,081.51	\$7,220.00

Timberlane Regional School District

Budget - TRSD

Fiscal Year: 2023-2024

Print accounts with zero balance
 Round to whole dollars
 Account on new page
 Exclude inactive accounts with zero balance
 Definition: Proposed View

From Date: 7/1/2024

To Date: 6/30/2025

Account	Description	FY2025 Proposed	FY2024 Voted	FY2025 Proposed vs FY2024 Voted	FY2023 Actual	FY2023 Voted
100.2313.111.00.00.00000	Administrative Salaries	\$5,050.00	\$9,850.00	(\$4,800.00)	\$5,050.00	\$8,200.00
100.2313.610.00.00.00000	Supplies	\$2,500.00	\$2,500.00	\$0.00	\$1,505.37	\$1,000.00
FUNC: TREASURER - 2313		\$7,550.00	\$12,350.00	(\$4,800.00)	\$6,555.37	\$9,200.00
100.2314.340.00.00.00000	Technical Services	\$4,000.00	\$4,000.00	\$0.00	\$3,693.75	\$4,000.00
100.2314.550.00.00.00000	Printing	\$8,000.00	\$8,000.00	\$0.00	\$11,254.00	\$6,800.00
100.2314.610.00.00.00000	Supplies	\$3,500.00	\$3,500.00	\$0.00	\$4,374.18	\$5,000.00
FUNC: DISTRICT MEETING - 2314		\$15,500.00	\$15,500.00	\$0.00	\$19,321.93	\$15,800.00
100.2317.330.00.00.00000	Other Professional Services	\$50,000.00	\$50,000.00	\$0.00	\$33,153.75	\$45,000.00
FUNC: AUDIT - 2317		\$50,000.00	\$50,000.00	\$0.00	\$33,153.75	\$45,000.00
100.2318.330.00.00.00000	Other Professional Services	\$204,800.00	\$200,000.00	\$4,800.00	\$272,776.27	\$175,000.00
FUNC: LEGAL FEES - 2318		\$204,800.00	\$200,000.00	\$4,800.00	\$272,776.27	\$175,000.00
100.2319.115.00.00.00000	Office Salaries	\$11,160.00	\$11,160.00	\$0.00	\$4,000.00	\$11,160.00
100.2319.340.00.00.00000	Technical Services	\$0.00	\$0.00	\$0.00	\$0.00	\$2,000.00
100.2319.540.00.00.00000	Advertising	\$5,000.00	\$5,000.00	\$0.00	\$0.00	\$4,000.00
100.2319.580.00.00.00000	Travel/Workshops	\$0.00	\$0.00	\$0.00	\$0.00	\$4,000.00
100.2319.610.00.00.00000	Supplies	\$0.00	\$0.00	\$0.00	\$1,050.22	\$0.00
100.2319.643.00.00.00000	Information Access Fees	\$0.00	\$0.00	\$0.00	\$4,700.00	\$0.00
100.2319.810.00.00.00000	Dues and Fees	\$18,000.00	\$18,000.00	\$0.00	\$11,242.44	\$18,000.00
100.2319.890.00.00.00000	Miscellaneous Expense	\$27,500.00	\$27,500.00	\$0.00	\$14,351.69	\$25,000.00
FUNC: OTHER SCHOOL BOARD SERVICES - 2319		\$61,660.00	\$61,660.00	\$0.00	\$35,344.35	\$64,160.00

Timberlane Regional School District

Budget - TRSD

Fiscal Year: 2023-2024

Print accounts with zero balance
 Round to whole dollars
 Account on new page
 Exclude inactive accounts with zero balance
 Definition: Proposed View

From Date: 7/1/2024

To Date: 6/30/2025

Account	Description	FY2025 Proposed	FY2024 Voted	FY2025Proposed vs FY2024Voted	FY2023 Actual	FY2023 Voted
100.2321.111.00.00.00000	Administrative Salaries	\$465,356.60	\$416,713.00	\$48,643.60	\$299,038.47	\$305,231.00
100.2321.115.00.00.00000	Office Salaries	\$116,578.00	\$109,100.00	\$7,478.00	\$109,554.95	\$107,500.00
100.2321.240.00.00.00000	Tuition Reimbursement	\$40,000.00	\$40,000.00	\$0.00	\$7,745.11	\$10,000.00
100.2321.330.00.00.00000	Other Professional Services	\$35,205.00	\$10,205.00	\$25,000.00	\$14,327.42	\$0.00
100.2321.534.00.00.00000	Postage	\$9,000.00	\$6,000.00	\$3,000.00	\$8,754.48	\$4,000.00
100.2321.540.00.00.00000	Advertising	\$5,000.00	\$0.00	\$5,000.00	\$0.00	\$0.00
100.2321.580.00.00.00000	Travel/Workshops	\$18,000.00	\$18,000.00	\$0.00	\$6,040.64	\$18,000.00
100.2321.610.00.00.00000	Supplies	\$35,000.00	\$18,500.00	\$16,500.00	\$14,152.51	\$18,500.00
100.2321.621.00.00.00000	Natural Gas	\$0.00	\$0.00	\$0.00	\$0.00	\$3,200.00
100.2321.622.00.00.00000	Electricity	\$0.00	\$0.00	\$0.00	\$0.00	\$10,000.00
100.2321.640.00.00.00000	Books & Info Resources	\$2,000.00	\$2,000.00	\$0.00	\$0.00	\$200.00
100.2321.733.00.00.00000	New Equipment	\$0.00	\$20,000.00	(\$20,000.00)	\$1,334.74	\$9,500.00
100.2321.737.00.00.00000	Replacement Equipment	\$0.00	\$0.00	\$0.00	\$22,336.00	\$0.00
100.2321.810.00.00.00000	Dues and Fees	\$12,000.00	\$12,000.00	\$0.00	\$10,665.90	\$12,000.00
100.2321.890.00.00.00000	Miscellaneous Expense	\$25,000.00	\$25,000.00	\$0.00	\$0.00	\$0.00
FUNC: Office of the Superintendent Services - 2321		\$763,139.60	\$677,518.00	\$85,621.60	\$493,950.22	\$498,131.00
100.2330.111.00.00.00000	Administrative Salaries	\$242,810.00	\$218,000.00	\$24,810.00	\$222,403.82	\$218,000.00
100.2330.112.00.00.00000	Teacher/Specialist Salaries	\$77,608.20	\$60,012.70	\$17,595.50	\$29,032.00	\$24,910.00
100.2330.115.00.00.00000	Office Salaries	\$52,718.80	\$106,703.60	(\$53,984.80)	\$52,399.12	\$102,548.90
100.2330.531.00.00.00000	Telephone	\$240.00	\$240.00	\$0.00	\$0.00	\$240.00
100.2330.534.00.00.00000	Postage	\$200.00	\$300.00	(\$100.00)	\$97.96	\$300.00
100.2330.580.00.00.00000	Travel/Workshops	\$3,500.00	\$8,200.00	(\$4,700.00)	\$1,649.89	\$8,200.00
100.2330.610.00.00.00000	Supplies	\$350.00	\$500.00	(\$150.00)	\$85.78	\$300.00

Timberlane Regional School District

Budget - TRSD

Fiscal Year: 2023-2024

Print accounts with zero balance
 Round to whole dollars
 Account on new page
 Exclude inactive accounts with zero balance
 Definition: Proposed View

From Date: 7/1/2024

To Date: 6/30/2025

Account	Description	FY2025 Proposed	FY2024 Voted	FY2025Proposed vs FY2024Voted	FY2023 Actual	FY2023 Voted
100.2330.810.00.00.00000	Dues and Fees	\$5,000.00	\$0.00	\$5,000.00	\$0.00	\$0.00
FUNC: SPECIAL AREA ADMINISTRATIVE SERVICES - 2330		\$382,427.00	\$393,956.30	(\$11,529.30)	\$305,668.57	\$354,498.90
100.2340.115.00.00.00000	Office Salaries	\$55,598.50	\$52,767.00	\$2,831.50	\$50,117.09	\$52,960.60
100.2340.580.00.00.00000	Travel/Workshops	\$5,000.00	\$5,000.00	\$0.00	\$1,113.22	\$5,000.00
100.2340.610.00.00.00000	Supplies	\$2,000.00	\$2,000.00	\$0.00	\$1,717.00	\$6,000.00
100.2340.640.00.00.00000	Books & Info Resources	\$145,000.00	\$133,550.00	\$11,450.00	\$105,040.31	\$104,875.00
100.2340.810.00.00.00000	Dues and Fees	\$11,000.00	\$11,000.00	\$0.00	\$0.00	\$0.00
FUNC: DIRECTORS OF CURRICULUM - 2340		\$218,598.50	\$204,317.00	\$14,281.50	\$157,987.62	\$168,835.60
100.2410.111.00.00.00000	Administrative Salaries	\$2,134,965.56	\$2,181,672.33	(\$46,706.77)	\$2,062,807.20	\$1,936,811.00
100.2410.115.00.00.00000	Office Salaries	\$933,265.44	\$760,639.42	\$172,626.02	\$711,086.02	\$725,768.43
100.2410.531.00.00.00000	Telephone	\$154,042.00	\$150,000.00	\$4,042.00	\$123,646.87	\$150,000.00
100.2410.610.00.00.00000	Supplies	\$75,704.00	\$82,129.00	(\$6,425.00)	\$74,668.47	\$90,630.00
100.2410.640.00.00.00000	Books & Info Resources	\$3,600.00	\$3,800.00	(\$200.00)	\$4,054.80	\$4,400.00
100.2410.733.00.00.00000	New Equipment	\$6,649.00	\$5,011.00	\$1,638.00	\$5,413.29	\$7,735.00
100.2410.737.00.00.00000	Replacement Equipment	\$21,003.20	\$20,973.30	\$29.90	\$5,903.14	\$4,871.00
100.2410.810.00.00.00000	Dues and Fees	\$26,445.00	\$26,015.00	\$430.00	\$23,634.20	\$24,260.00
FUNC: OFFICE OF THE PRINCIPAL - 2410		\$3,355,674.20	\$3,230,240.05	\$125,434.15	\$3,011,213.99	\$2,944,475.43
100.2490.111.00.00.00000	Administrative Salaries	\$113,568.00	\$113,200.00	\$368.00	\$108,200.00	\$104,000.00
100.2490.112.00.00.00000	Teacher/Specialist Salaries	\$700.00	\$1,200.00	(\$500.00)	\$0.00	\$2,150.00
100.2490.610.00.00.00000	Supplies	\$38,900.00	\$34,200.00	\$4,700.00	\$31,011.58	\$31,400.00
FUNC: OTHER SERVICES.SCHOOL ADMINISTRATION - 2490		\$153,168.00	\$148,600.00	\$4,568.00	\$139,211.58	\$137,550.00

Timberlane Regional School District

Budget - TRSD

Fiscal Year: 2023-2024

Print accounts with zero balance
 Round to whole dollars
 Account on new page
 Exclude inactive accounts with zero balance
 Definition: Proposed View

From Date: 7/1/2024

To Date: 6/30/2025

Account	Description	FY2025 Proposed	FY2024 Voted	FY2025Proposed vs FY2024Voted	FY2023 Actual	FY2023 Voted
100.2510.310.00.00.00000	Official/Admin Services	\$45,000.00	\$40,000.00	\$5,000.00	\$39,006.78	\$40,000.00
FUNC: CONTRACTED SERVICES-MEDICAID - 2510		\$45,000.00	\$40,000.00	\$5,000.00	\$39,006.78	\$40,000.00
100.2511.111.00.00.00000	Administrative Salaries	\$478,674.00	\$234,500.00	\$244,174.00	\$359,940.98	\$357,320.00
100.2511.115.00.00.00000	Office Salaries	\$57,766.00	\$174,320.00	(\$116,554.00)	\$54,234.91	\$50,000.00
FUNC: Supervising Fiscal Services - 2511		\$536,440.00	\$408,820.00	\$127,620.00	\$414,175.89	\$407,320.00
100.2610.111.00.00.00000	Administrative Salaries	\$115,225.00	\$108,000.00	\$7,225.00	\$108,000.01	\$105,000.00
FUNC: SUPERVISION AND OPERATION OF PLANT - 2610		\$115,225.00	\$108,000.00	\$7,225.00	\$108,000.01	\$105,000.00
100.2620.116.00.00.00000	Custodial Salaries	\$2,199,377.71	\$2,069,859.28	\$129,518.43	\$1,776,493.00	\$1,850,453.48
100.2620.126.00.00.00000	Substitute Salaries-Custodian	\$10,000.00	\$10,000.00	\$0.00	\$7,753.00	\$10,000.00
100.2620.290.00.00.00000	Other Employee Benefits	\$32,000.00	\$32,000.00	\$0.00	\$21,452.00	\$32,000.00
100.2620.330.00.00.00000	Other Professional Services	\$182,700.00	\$182,600.00	\$100.00	\$114,191.25	\$69,672.00
100.2620.410.00.00.00000	Water/Sewer/Septic	\$76,500.00	\$74,500.00	\$2,000.00	\$110,277.37	\$124,379.80
100.2620.420.00.00.00000	Cleaning Services	\$100,000.00	\$95,000.00	\$5,000.00	\$87,381.29	\$89,500.00
100.2620.430.00.00.00000	Repair and Maintenance	\$512,470.00	\$482,000.00	\$30,470.00	\$209,506.36	\$147,807.00
100.2620.432.00.00.00000	Plumbing & Electric Repair	\$75,000.00	\$55,000.00	\$20,000.00	\$160,909.54	\$50,000.00
100.2620.520.00.00.00000	Insurance	\$238,137.06	\$222,558.00	\$15,579.06	\$193,895.55	\$207,998.00
100.2620.580.00.00.00000	Travel/Workshops	\$14,500.00	\$14,500.00	\$0.00	\$3,910.42	\$11,000.00
100.2620.610.00.00.00000	Supplies	\$266,200.00	\$268,100.00	(\$1,900.00)	\$241,846.91	\$259,150.00
100.2620.621.00.00.00000	Natural Gas	\$150,000.00	\$140,000.00	\$10,000.00	\$151,283.48	\$117,700.00
100.2620.622.00.00.00000	Electricity	\$600,000.00	\$700,000.00	(\$100,000.00)	\$649,418.58	\$493,900.00
100.2620.623.00.00.00000	Bottled Gas	\$45,000.00	\$33,000.00	\$12,000.00	\$20,791.69	\$33,000.00

Timberlane Regional School District

Budget - TRSD

Fiscal Year: 2023-2024

Print accounts with zero balance
 Round to whole dollars
 Account on new page
 Exclude inactive accounts with zero balance
 Definition: Proposed View

From Date: 7/1/2024

To Date: 6/30/2025

Account	Description	FY2025 Proposed	FY2024 Voted	FY2025Proposed vs FY2024Voted	FY2023 Actual	FY2023 Voted
100.2620.624.00.00.000000	Fuel Oil	\$202,000.00	\$247,000.00	(\$45,000.00)	\$209,805.44	\$160,504.50
100.2620.643.00.00.000000	Information Access Fees	\$14,000.00	\$27,000.00	(\$13,000.00)	\$21,256.37	\$20,500.00
100.2620.733.00.00.000000	New Equipment	\$26,000.00	\$11,100.00	\$14,900.00	\$13,782.73	\$2,501.00
100.2620.737.00.00.000000	Replacement Equipment	\$64,500.00	\$64,500.00	\$0.00	\$160,129.21	\$59,900.00
FUNC: OPERATING BUILDINGS SERVICES - 2620		\$4,808,384.77	\$4,728,717.28	\$79,667.49	\$4,154,084.19	\$3,739,965.78
100.2630.420.00.00.000000	Cleaning Services	\$205,000.00	\$195,075.00	\$9,925.00	\$35,841.55	\$46,000.00
100.2630.422.00.00.000000	Snow Removal	\$12,000.00	\$12,000.00	\$0.00	\$7,344.85	\$10,000.00
100.2630.430.00.00.000000	Repair and Maintenance	\$15,000.00	\$15,000.00	\$0.00	\$10,818.80	\$11,320.00
100.2630.440.00.00.000000	Rentals	\$35,000.00	\$20,000.00	\$15,000.00	\$19,552.98	\$0.00
100.2630.610.00.00.000000	Supplies	\$178,000.00	\$173,949.00	\$4,051.00	\$103,024.73	\$100,000.00
100.2630.733.00.00.000000	New Equipment	\$41,000.00	\$41,000.00	\$0.00	\$45,911.42	\$34,620.00
100.2630.737.00.00.000000	Replacement Equipment	\$39,620.00	\$12,500.00	\$27,120.00	\$16,923.00	\$7,000.00
FUNC: CARE AND OPERATION OF GROUNDS - 2630		\$525,620.00	\$469,524.00	\$56,096.00	\$239,417.33	\$208,940.00
100.2640.430.00.00.000000	Repair and Maintenance	\$121,000.00	\$115,000.00	\$6,000.00	\$109,934.55	\$114,991.21
FUNC: CARE AND UPKEEP OF EQUIPMENT - 2640		\$121,000.00	\$115,000.00	\$6,000.00	\$109,934.55	\$114,991.21
100.2650.430.00.00.000000	Repair and Maintenance	\$20,000.00	\$20,000.00	\$0.00	\$3,459.52	\$10,629.00
100.2650.626.00.00.000000	Gasoline	\$20,000.00	\$20,000.00	\$0.00	\$11,393.44	\$15,000.00
100.2650.737.00.00.000000	Replacement Equipment	\$55,000.00	\$50,000.00	\$5,000.00	\$123,309.92	\$75,000.00
FUNC: VEHICLE OPERATION AND MAINTENANCE - 2650		\$95,000.00	\$90,000.00	\$5,000.00	\$138,162.88	\$100,629.00
100.2660.330.00.00.000000	Other Professional Services	\$90,052.22	\$81,551.00	\$8,501.22	\$62,303.00	\$79,040.00

Timberlane Regional School District

Budget - TRSD

Fiscal Year: 2023-2024

Print accounts with zero balance
 Round to whole dollars
 Account on new page
 Exclude inactive accounts with zero balance
 Definition: Proposed View

From Date: 7/1/2024

To Date: 6/30/2025

Account	Description	FY2025 Proposed	FY2024 Voted	FY2025Proposed vs FY2024Voted	FY2023 Actual	FY2023 Voted
100.2660.340.00.00.00000	Technical Services	\$19,400.00	\$19,400.00	\$0.00	\$0.00	\$19,400.00
100.2660.430.00.00.00000	Repair and Maintenance	\$35,000.00	\$35,000.00	\$0.00	\$28,224.29	\$25,730.00
100.2660.490.00.00.00000	Other Purchased Property Sei	\$10,000.00	\$9,000.00	\$1,000.00	\$9,714.00	\$6,500.00
FUNC: SECURITY SERVICES - 2660		\$154,452.22	\$144,951.00	\$9,501.22	\$100,241.29	\$130,670.00
100.2721.519.00.00.00000	Student Transportation	\$2,689,915.72	\$2,591,179.36	\$98,736.36	\$2,348,395.62	\$2,395,093.70
FUNC: REGULAR PROGRAM TRANSP - 2721		\$2,689,915.72	\$2,591,179.36	\$98,736.36	\$2,348,395.62	\$2,395,093.70
100.2722.519.00.00.00000	Student Transportation	\$1,421,530.40	\$1,557,324.84	(\$135,794.44)	\$792,130.26	\$1,065,035.49
FUNC: SPECIAL EDUCATION TRANSP - 2722		\$1,421,530.40	\$1,557,324.84	(\$135,794.44)	\$792,130.26	\$1,065,035.49
100.2723.519.00.00.00000	Student Transportation	\$156,289.60	\$79,832.40	\$76,457.20	\$131,099.24	\$74,756.40
FUNC: VOCATIONAL TRANSPORTATION - 2723		\$156,289.60	\$79,832.40	\$76,457.20	\$131,099.24	\$74,756.40
100.2724.519.00.00.00000	Student Transportation	\$100,276.38	\$148,531.60	(\$48,255.22)	\$88,008.72	\$103,030.00
FUNC: ATHLETIC TRANSPORTATION - 2724		\$100,276.38	\$148,531.60	(\$48,255.22)	\$88,008.72	\$103,030.00
100.2725.519.00.00.00000	Student Transportation	\$55,900.00	\$59,528.00	(\$3,628.00)	\$18,954.70	\$42,676.00
FUNC: FIELD TRIP TRANSPORTATION - 2725		\$55,900.00	\$59,528.00	(\$3,628.00)	\$18,954.70	\$42,676.00
100.2729.519.00.00.00000	Student Transportation	\$17,200.00	\$18,200.00	(\$1,000.00)	\$9,381.46	\$13,000.00
FUNC: MUSIC TRANSPORTATION - 2729		\$17,200.00	\$18,200.00	(\$1,000.00)	\$9,381.46	\$13,000.00
100.2831.111.00.00.00000	Administrative Salaries	\$160,200.00	\$85,000.00	\$75,200.00	\$150,000.00	\$198,000.00

Timberlane Regional School District

Budget - TRSD

Fiscal Year: 2023-2024

Print accounts with zero balance
 Round to whole dollars
 Account on new page
 Exclude inactive accounts with zero balance
 Definition: Proposed View

From Date: 7/1/2024

To Date: 6/30/2025

Account	Description	FY2025 Proposed	FY2024 Voted	FY2025Proposed vs FY2024Voted	FY2023 Actual	FY2023 Voted
100.2831.115.00.00.00000	Office Salaries	\$109,841.00	\$163,000.00	(\$53,159.00)	\$103,902.74	\$50,000.00
100.2831.330.00.00.00000	Other Professional Services	\$0.00	\$0.00	\$0.00	\$1,664.55	\$5,000.00
100.2831.540.00.00.00000	Advertising	\$0.00	\$0.00	\$0.00	\$2,806.21	\$0.00
100.2831.610.00.00.00000	Supplies	\$0.00	\$0.00	\$0.00	(\$15.00)	\$0.00
100.2831.643.00.00.00000	Information Access Fees	\$0.00	\$1,295.00	(\$1,295.00)	\$623.75	\$6,500.00
100.2831.810.00.00.00000	Dues and Fees	\$0.00	\$0.00	\$0.00	\$100.00	\$0.00
FUNC: Supervision of Staff Services - 2831		\$270,041.00	\$249,295.00	\$20,746.00	\$259,082.25	\$259,500.00
100.2840.111.00.00.00000	Administrative Salaries	\$124,422.48	\$122,704.62	\$1,717.86	\$117,160.99	\$113,940.00
100.2840.114.00.00.00000	Educational Assistants Salarie	\$59,202.00	\$57,193.50	\$2,008.50	\$57,490.72	\$57,200.00
100.2840.430.00.00.00000	Repair and Maintenance	\$70,150.00	\$49,000.00	\$21,150.00	\$62,972.01	\$49,000.00
100.2840.610.00.00.00000	Supplies	\$15,000.00	\$15,000.00	\$0.00	\$6,644.32	\$15,000.00
100.2840.643.00.00.00000	Information Access Fees	\$188,119.00	\$155,368.00	\$32,751.00	\$186,364.71	\$209,682.00
100.2840.650.00.00.00000	Software	\$107,645.00	\$70,675.00	\$36,970.00	\$63,658.20	\$68,840.00
100.2840.738.00.00.00000	Replacement Computer/Netw	\$25,000.00	\$25,000.00	\$0.00	\$24,298.06	\$25,000.00
FUNC: COMPUTER SERVICES - 2840		\$589,538.48	\$494,941.12	\$94,597.36	\$518,589.01	\$538,662.00
100.2900.210.00.00.00000	Group Insurance	\$13,785,781.37	\$13,590,679.98	\$195,101.39	\$10,440,277.25	\$11,322,466.23
100.2900.220.00.00.00000	FICA	\$3,001,038.06	\$2,930,142.70	\$70,895.36	\$2,580,723.07	\$2,558,916.03
100.2900.231.00.00.00000	Non-teacher Retirement	\$1,268,024.33	\$1,237,371.97	\$30,652.36	\$1,099,078.82	\$1,125,767.46
100.2900.232.00.00.00000	Teacher Retirement	\$5,748,584.40	\$5,348,952.23	\$399,632.17	\$5,675,083.89	\$5,533,875.75
100.2900.250.00.00.00000	Unemployment Compensator	\$30,000.00	\$30,000.00	\$0.00	\$11,588.00	\$30,000.00
100.2900.260.00.00.00000	Worker's Compensation	\$242,283.00	\$267,420.00	(\$25,137.00)	\$273,779.17	\$291,433.00
100.2900.290.00.00.00000	Other Employee Benefits	\$50,000.00	\$50,000.00	\$0.00	\$13,465.47	\$49,858.00
FUNC: SUPPORT SERVICES-OTHER - 2900		\$24,125,711.16	\$23,454,566.88	\$671,144.28	\$20,093,995.67	\$20,912,316.47

Timberlane Regional School District

Budget - TRSD

Fiscal Year: 2023-2024

Print accounts with zero balance
 Round to whole dollars
 Account on new page
 Exclude inactive accounts with zero balance
 Definition: Proposed View

From Date: 7/1/2024

To Date: 6/30/2025

Account	Description	FY2025 Proposed	FY2024 Voted	FY2025Proposed vs FY2024Voted	FY2023 Actual	FY2023 Voted
100.3120.119.00.00.00000	Food Service Salaries	\$90,558.83	\$54,388.00	\$36,170.83	\$0.00	\$27,924.00
FUNC: FOOD SERVICE OPERATIONS - 3120		\$90,558.83	\$54,388.00	\$36,170.83	\$0.00	\$27,924.00
100.4200.430.00.00.00000	Repair and Maintenance	\$150,000.00	\$150,000.00	\$0.00	\$1,068,123.02	\$150,000.00
FUNC: SITE IMPROVEMENT - 4200		\$150,000.00	\$150,000.00	\$0.00	\$1,068,123.02	\$150,000.00
100.4600.450.00.00.00000	Construction Services	\$1,892,200.00	\$1,892,200.00	\$0.00	\$3,702,103.26	\$892,200.00
FUNC: BUILDING IMPROVEMENT - 4600		\$1,892,200.00	\$1,892,200.00	\$0.00	\$3,702,103.26	\$892,200.00
100.5110.910.00.00.00000	Principal	\$746,341.00	\$746,341.00	\$0.00	\$0.00	\$0.00
FUNC: PRINCIPAL ON DEBT - 5110		\$746,341.00	\$746,341.00	\$0.00	\$0.00	\$0.00
100.5120.830.00.00.00000	Interest	\$1,314,659.00	\$1,314,659.00	\$0.00	\$0.00	\$0.00
FUNC: INTEREST ON DEBT - 5120		\$1,314,659.00	\$1,314,659.00	\$0.00	\$0.00	\$0.00
100.5221.930.00.00.00000	Fund Transfers	\$1,716,811.00	\$1,582,314.00	\$134,497.00	\$0.00	\$1,404,186.04
FUNC: FOOD SERVICE FUND - 5221		\$1,716,811.00	\$1,582,314.00	\$134,497.00	\$0.00	\$1,404,186.04
100.5222.930.00.00.00000	Fund Transfers	\$1,300,000.00	\$1,300,000.00	\$0.00	\$0.00	\$1,300,000.00
FUNC: FEDERAL PROJECTS - 5222		\$1,300,000.00	\$1,300,000.00	\$0.00	\$0.00	\$1,300,000.00
100.5223.930.00.00.00000	Fund Transfers	\$77,500.00	\$77,500.00	\$0.00	\$262.90	\$77,500.00
FUNC: PERFORMING ARTS CTR PROGRAMS - 5223		\$77,500.00	\$77,500.00	\$0.00	\$262.90	\$77,500.00

Timberlane Regional School District

Budget - TRSD

Fiscal Year: 2023-2024

Print accounts with zero balance
 Round to whole dollars
 Account on new page

Exclude inactive accounts with zero balance

From Date: 7/1/2024

To Date: 6/30/2025

Definition: Proposed View

Account	Description	FY2025 Proposed	FY2024 Voted	FY2025Proposed vs FY2024Voted	FY2023 Actual	FY2023 Voted
100.5250.930.00.00.000000	Fund Transfers	\$250,000.00	\$250,000.00	\$0.00	\$0.00	\$250,000.00
FUNC: CAPITAL RESERVE FUNDS - 5250		\$250,000.00	\$250,000.00	\$0.00	\$0.00	\$250,000.00
Grand Total:		\$89,370,265.22	\$87,046,914.67	\$2,323,350.55	\$73,239,049.89	\$76,317,328.95

End of Report

Default Budget
NH RSA 40:13 Use of Official Ballot (in part)

IX. (b) "Default budget" as used in this subdivision means the amount of the same appropriations as contained in the operating budget authorized for the previous year, reduced and increased, as the case may be, by debt service, contracts, and other obligations previously incurred or mandated by law, and reduced by one-time expenditures contained in the operating budget and by salaries and benefits of positions that have been eliminated in the proposed budget. For the purposes of this paragraph, one-time expenditures shall be appropriations not likely to recur in the succeeding budget, and eliminated positions shall not include vacant positions under recruitment or positions redefined in the proposed operating budget, as determined by the governing body, unless the provisions of RSA 40:14-b are adopted, of the local political subdivision. In calculating the default budget amount, the governing body shall follow the statutory formula which may result in a higher or lower amount than the proposed operating budget.

(c) "Contracts" as used in this subdivision means contracts previously approved, in the amount so approved, by the legislative body in either the operating budget authorized for the previous year or in a separate warrant article for a previous year.

XI. (a) The default budget shall be disclosed and presented for questions and discussion at the first budget hearing held pursuant to RSA 32:5 or RSA 197:6. The governing body, unless the provisions of RSA 40:14-b are adopted, shall complete a default budget form created by the department of revenue administration to demonstrate how the default budget amount was calculated. The line item details for changes under subparagraph (2) shall be available for inspection by voters. The form and associated calculations shall, at a minimum, include the following:

- (1) Appropriations contained in the previous year's operating budget;
- (2) Reductions and increases to the previous year's operating budget including identification of specific items that constitute a change by account code, and the reasons for each change;
- (3) One-time expenditures as defined under subparagraph IX(b); and
- (4) Reductions for eliminated positions and benefit expenditures as defined under subparagraph IX(b).

(b) This amount shall not be amended by the legislative body. However, this amount may be adjusted by the governing body, unless the provisions of RSA 40:14-b are adopted, acting on relevant new information at any time before the ballots are printed, provided the governing body, unless the provisions of RSA 40:14-b are adopted, completes an amended default budget form.

**Timberlane Regional School District
FY2025 Proposed vs Default Budget Variance**

FY2025 Proposed Budget	89,370,265
FY2025 Default Budget	89,835,373
Variance	<u>(465,108)</u>

**The information below explains the (\$465,108) variance
between the proposed and default budget**

Books & Info Resources & Software	237,749	1
District Wide Equipment	221,980	2
Maintenance & Repair	85,000	3
Professional Services	71,000	4
Salaries & Benefits	(74,837)	5
Utilities/Energy	(123,000)	6
Student Transportation	(278,000)	7
Special Education Tuition	(605,000)	8
Total Variance Between Proposed & Default Budget	<u>(465,108)</u>	

1	Books, Info Resources & Software:	
	i-Ready Elementary	90,000
	School CRM (Infinite Visions)	36,500
	Thought Exchange	25,000
	IXL 3 year	24,584
	Navigate 360	12,500
	Math Curriculum- Envisions	6,500
	Reflex & Frax combo	6,400
	Smartpass - MS and HS	4,750
	Gizmos Explore Learning	4,000
	Project Lead the Way	4,000
	MBA - Powerschool Alert Creator	3,400
	Certiport Autodesk	3,240
	Chromebook Console Licenses (1000)	3,000
	Scholastic	2,500
	Cablecast annual renewal	2,000
	Mystery Science	4,500
	MBA - Powerschool Report Creator	1,850
	ELA Curriculum-RAZ	1,625
	TCI History Alive	1,400
	Total	<u>237,749</u>
2	District Wide Equipment:	
	District Phone System	75,000
	New Intercoms at all schools	53,000
	Vehicle Replacement	55,000
	Security cameras addition/replacement	10,000
	New Equipment - 504 Accommodations	2,000
	Industrial paper cutter	1,800
	Kidney tables for classrooms PS & SN	8,900
	Classroom tables 40@\$225	9,000
	Markerboard Tables 15@\$272	4,080
	Shelving storage STEM	2,200
	Tools - Woodshop component	1,000
	Total	<u>221,980</u>
3	Maintenance & Repair:	
	Replace Rotting doors	10,000
	Restroom Upgrades	40,000
	Roof Repairs (Leaks)	15,000
	Siding Repairs	20,000
	Total	<u>85,000</u>
4	Professional Services:	
	CPI Training	35,000
	HS/MS SEL Anti-bullying - Bill Preble	36,000
	Total	<u>71,000</u>
5	Salaries & Benefits trueup to FY2024 Budget	(74,837)
6	Utilities Savings	(123,000)
7	Student Transportation	(278,000)
8	Special Education Tuition	(605,000)

**Timberlane Regional School District
FY2025 Default Budget**

Salaries	38,488,044	
Benefits	23,731,567	
Operating	<u>24,827,304</u>	
FY2024 Voted Budget	87,046,915	
Salaries Increase	746,498	1
FICA	40,839	2
Classified-Retirement	98,014	3
Certified-Retirement	15,822	4
Teachers Retirement Incentive	227,808	5
Insurance	185,543	6
Transportation	264,516	7
Food Service	134,497	8
Special Education	1,037,100	9
Increase in DW professional services	127,822	10
One Time Budget Item	(50,000)	11
One Time Budget Item	(40,000)	12
Total Adjustments	2,788,458	
FY2025 Default Budget	89,835,373	
Increase %	3.2%	
Capital Reserve Contributuion	(250,000)	
FY2025 Default Budget	<u>89,585,373</u>	

Notes:

Personnel Increase:	
Custodial Union (TCU) increase per CBA	119,050
Cafeteria Workers Union (TCWU) increase per CBA	33,450
Administrators Union (TAU) increase per CBA	137,501
Admin. Assistants & Maintenance Union (TAAM) increase per CBA	108,273
Support Staff Union (TSSU) increase per CBA	307,786
Non-Union Increase	195,113
Total	<u>901,172</u>
1 Salaries to reflect voted salaries	746,498
2 FICA adjustment to reflect voted salaries	40,839
3 Classified-Retirement adjustment to reflect voted salaries	98,014
4 Certified-Retirement adjustment to reflect voted salaries	15,822
Total	<u>901,172</u>
5 Teachers Retirement Incentive	227,808
6 Insurance Increase:	
Health & Dental increase reflects a 12.5% GMR	195,101
Property & Liability per Primex GMR	15,579
Workers Comp. per Primex GMR	(25,137)
Total	185,543
7 Transportation increase based on new contract and rates	264,516
8 Food Service increase based on new contract and rates	134,497
9 Special Education Increase:	
Contracted Services	1,037,100
10 Increase in DW professional services	127,822
11 Replacement of facilities vehicle	(50,000)
12 Replacement of district wide equipment/Info Access Fees	(40,000)

Timberlane Regional School District

Budget - TRSD

Fiscal Year: 2023-2024

Print accounts with zero balance
 Round to whole dollars
 Account on new page
 Exclude inactive accounts with zero balance
 Definition: Default View

From Date: 7/1/2024

To Date: 6/30/2025

Account	Description	FY2025 Default	FY2024 Voted	Variance
100.1100.112.00.00.00000	Salaries-Teachers	\$16,782,602.61	\$16,540,760.10	\$241,842.51
100.1100.114.00.00.00000	Educational Assistants Salarie	\$1,685,545.84	\$1,632,444.50	\$53,101.34
100.1100.115.00.00.00000	Office Salaries	\$35,713.26	\$33,990.00	\$1,723.26
100.1100.117.00.00.00000	Home Instruction / ESOL	\$10,000.00	\$10,000.00	\$0.00
100.1100.122.00.00.00000	Substitute Salaries- Teachers	\$500,000.00	\$450,000.00	\$50,000.00
100.1100.123.00.00.00000	Long Term Substitutes	\$190,000.00	\$190,000.00	\$0.00
100.1100.320.00.00.00000	Professional Edu Services	\$4,000.00	\$4,000.00	\$0.00
100.1100.330.00.00.00000	Other Professional Services	\$32,300.00	\$30,050.00	\$2,250.00
100.1100.430.00.00.00000	Repair and Maintenance	\$62,717.00	\$62,717.00	\$0.00
100.1100.550.00.00.00000	Printing	\$2,500.00	\$2,500.00	\$0.00
100.1100.561.00.00.00000	Tuition-Other LEA's in State	\$20,000.00	\$20,000.00	\$0.00
100.1100.580.00.00.00000	Travel/Workshops	\$10,000.00	\$10,000.00	\$0.00
100.1100.610.00.00.00000	Supplies	\$537,381.96	\$537,381.96	\$0.00
100.1100.640.00.00.00000	Books & Info Resources	\$60,691.00	\$60,691.00	\$0.00
100.1100.643.00.00.00000	Information Access Fees	\$251,615.00	\$251,615.00	\$0.00
100.1100.650.00.00.00000	Software	\$108,758.00	\$108,758.00	\$0.00
100.1100.733.00.00.00000	New Equipment	\$71,648.00	\$71,648.00	\$0.00
100.1100.734.00.00.00000	New Computer/Netwk Equip	\$37,000.00	\$37,000.00	\$0.00
100.1100.737.00.00.00000	Replacement Equipment	\$90,853.00	\$90,853.00	\$0.00
100.1100.738.00.00.00000	Replacement Computer/Netw	\$297,500.00	\$297,500.00	\$0.00
100.1100.810.00.00.00000	Dues and Fees	\$33,515.00	\$33,515.00	\$0.00
FUNC: REGULAR EDUCATION - 1100		\$20,824,340.67	\$20,475,423.56	\$348,917.11
100.1200.111.00.00.00000	Administrative Salaries	\$337,319.84	\$324,803.84	\$12,516.00

Timberlane Regional School District

Budget - TRSD

Fiscal Year: 2023-2024

Print accounts with zero balance
 Round to whole dollars
 Account on new page
 Exclude inactive accounts with zero balance
 Definition: Default View

From Date: 7/1/2024

To Date: 6/30/2025

Account	Description	FY2025 Default	FY2024 Voted	Variance
100.1200.112.00.00.00000	Teacher/Specialist Salaries	\$3,855,208.29	\$3,855,208.29	\$0.00
100.1200.114.00.00.00000	Educational Assistants Salarie	\$3,235,486.38	\$3,080,082.43	\$155,403.95
100.1200.115.00.00.00000	Office Salaries	\$89,796.93	\$85,459.50	\$4,337.43
100.1200.117.00.00.00000	Home Instruction / ESOL	\$31,000.00	\$31,000.00	\$0.00
100.1200.124.00.00.00000	Substitute Salaries- Assistant	\$55,000.00	\$55,000.00	\$0.00
100.1200.320.00.00.00000	Professional Edu Services	\$7,500.00	\$7,500.00	\$0.00
100.1200.330.00.00.00000	Other Professional Services	\$1,425,000.00	\$820,000.00	\$605,000.00
100.1200.430.00.00.00000	Repair and Maintenance	\$50,000.00	\$50,000.00	\$0.00
100.1200.561.00.00.00000	Tuition-Other LEA's in State	\$30,000.00	\$30,000.00	\$0.00
100.1200.564.00.00.00000	Tuition-Private	\$4,228,000.00	\$4,228,000.00	\$0.00
100.1200.580.00.00.00000	Travel/Workshops	\$6,620.00	\$6,620.00	\$0.00
100.1200.610.00.00.00000	Supplies	\$67,361.00	\$67,361.00	\$0.00
100.1200.640.00.00.00000	Books & Info Resources	\$14,478.00	\$14,478.00	\$0.00
100.1200.643.00.00.00000	Information Access Fees	\$50,000.00	\$50,000.00	\$0.00
100.1200.650.00.00.00000	Software	\$4,500.00	\$4,500.00	\$0.00
100.1200.733.00.00.00000	New Equipment	\$3,482.00	\$3,482.00	\$0.00
100.1200.737.00.00.00000	Replacement Equipment	\$1,200.00	\$1,200.00	\$0.00
100.1200.738.00.00.00000	Replacement Computer/Netw	\$30,000.00	\$30,000.00	\$0.00
FUNC: SPECIAL EDUCATION - 1200		\$13,521,952.44	\$12,744,695.06	\$777,257.38
100.1260.117.00.00.00000	Home Instruction / ESOL	\$54,946.00	\$54,946.00	\$0.00
100.1260.330.00.00.00000	Other Professional Services	\$3,250.00	\$2,000.00	\$1,250.00
100.1260.580.00.00.00000	Travel/Workshops	\$1,500.00	\$1,500.00	\$0.00
FUNC: BILINGUAL EDUCATION - 1260		\$59,696.00	\$58,446.00	\$1,250.00

Timberlane Regional School District

Budget - TRSD

Fiscal Year: 2023-2024

Print accounts with zero balance
 Round to whole dollars
 Account on new page
 Exclude inactive accounts with zero balance
 Definition: Default View

From Date: 7/1/2024

To Date: 6/30/2025

Account	Description	FY2025 Default	FY2024 Voted	Variance
100.1300.561.00.00.00000	Tuition-Other LEA's in State	\$152,000.00	\$152,000.00	\$0.00
FUNC: VOCATIONAL EDUCATION - 1300		\$152,000.00	\$152,000.00	\$0.00
100.1410.112.00.00.00000	Teacher/Specialist Salaries	\$130,200.00	\$130,200.00	\$0.00
100.1410.610.00.00.00000	Supplies	\$57,675.00	\$57,675.00	\$0.00
100.1410.810.00.00.00000	Dues and Fees	\$14,000.00	\$14,000.00	\$0.00
100.1410.890.00.00.00000	Miscellaneous Expense	\$45,000.00	\$45,000.00	\$0.00
FUNC: STUDENT ACTIVITIES - 1410		\$246,875.00	\$246,875.00	\$0.00
100.1420.111.00.00.00000	Administrative Salaries	\$145,863.00	\$141,075.00	\$4,788.00
100.1420.112.00.00.00000	Teacher/Specialist Salaries	\$307,325.00	\$307,325.00	\$0.00
100.1420.115.00.00.00000	Office Salaries	\$46,373.34	\$44,194.80	\$2,178.54
100.1420.330.00.00.00000	Other Professional Services	\$4,800.00	\$4,800.00	\$0.00
100.1420.390.00.00.00000	Game Expenses	\$131,005.00	\$86,605.00	\$44,400.00
100.1420.430.00.00.00000	Repair and Maintenance	\$11,500.00	\$11,500.00	\$0.00
100.1420.520.00.00.00000	Insurance	\$11,500.00	\$11,500.00	\$0.00
100.1420.580.00.00.00000	Travel/Workshops	\$900.00	\$900.00	\$0.00
100.1420.610.00.00.00000	Supplies	\$72,950.00	\$72,950.00	\$0.00
100.1420.643.00.00.00000	Information Access Fees	\$21,495.00	\$21,495.00	\$0.00
100.1420.733.00.00.00000	New Equipment	\$1,000.00	\$1,000.00	\$0.00
100.1420.737.00.00.00000	Replacement Equipment	\$2,830.00	\$2,830.00	\$0.00
100.1420.810.00.00.00000	Dues and Fees	\$10,780.00	\$10,780.00	\$0.00
100.1420.880.00.00.00000	Miscellaneous Expense	\$6,000.00	\$6,000.00	\$0.00
100.1420.890.00.00.00000	Miscellaneous Expense	\$47,000.00	\$47,000.00	\$0.00
FUNC: ATHLETICS - 1420		\$821,321.34	\$769,954.80	\$51,366.54

Timberlane Regional School District

Budget - TRSD

Fiscal Year: 2023-2024

Print accounts with zero balance
 Round to whole dollars
 Account on new page
 Exclude inactive accounts with zero balance
 Definition: Default View

From Date: 7/1/2024

To Date: 6/30/2025

Account	Description	FY2025 Default	FY2024 Voted	Variance
100.1430.112.00.00.00000	Teacher/Specialist Salaries	\$30,000.00	\$30,000.00	\$0.00
100.1430.320.00.00.00000	Professional Edu Services	\$4,000.00	\$4,000.00	\$0.00
100.1430.610.00.00.00000	Supplies	\$300.00	\$300.00	\$0.00
FUNC: SUMMER SCHOOL - 1430		\$34,300.00	\$34,300.00	\$0.00
100.1600.112.00.00.00000	Teacher/Specialist Salaries	\$105,000.00	\$105,000.00	\$0.00
100.1600.115.00.00.00000	Office Salaries	\$15,547.25	\$14,798.70	\$748.55
100.1600.320.00.00.00000	Professional Edu Services	\$2,000.00	\$2,000.00	\$0.00
100.1600.610.00.00.00000	Supplies	\$11,000.00	\$11,000.00	\$0.00
100.1600.640.00.00.00000	Books & Info Resources	\$2,700.00	\$2,700.00	\$0.00
100.1600.643.00.00.00000	Information Access Fees	\$16,000.00	\$16,000.00	\$0.00
FUNC: ALTERNATIVE/CONTINUING EDUC. - 1600		\$152,247.25	\$151,498.70	\$748.55
100.2000.330.00.00.00000	Other Professional Services	\$36,000.00	\$0.00	\$36,000.00
FUNC: SUPPORT SERVICES - 2000		\$36,000.00	\$0.00	\$36,000.00
100.2122.111.00.00.00000	Administrative Salaries	\$111,757.15	\$107,746.15	\$4,011.00
100.2122.112.00.00.00000	Teacher/Specialist Salaries	\$1,169,330.03	\$1,169,330.03	\$0.00
100.2122.115.00.00.00000	Office Salaries	\$167,782.95	\$158,317.90	\$9,465.05
100.2122.320.00.00.00000	Professional Edu Services	\$24,720.90	\$24,200.00	\$520.90
100.2122.550.00.00.00000	Printing	\$1,014.00	\$1,014.00	\$0.00
100.2122.610.00.00.00000	Supplies	\$7,637.00	\$7,637.00	\$0.00
100.2122.640.00.00.00000	Books & Info Resources	\$843.00	\$843.00	\$0.00
100.2122.737.00.00.00000	Replacement Equipment	\$500.00	\$500.00	\$0.00
FUNC: GUIDANCE - 2122		\$1,483,585.03	\$1,469,588.08	\$13,996.95

Timberlane Regional School District

Budget - TRSD

Fiscal Year: 2023-2024

Print accounts with zero balance
 Round to whole dollars
 Account on new page
 Exclude inactive accounts with zero balance
 Definition: Default View

From Date: 7/1/2024

To Date: 6/30/2025

Account	Description	FY2025 Default	FY2024 Voted	Variance
100.2134.113.00.00.00000	Nurses Salaries	\$681,351.70	\$681,351.70	\$0.00
100.2134.115.00.00.00000	Office Salaries	\$63,776.17	\$60,985.70	\$2,790.47
100.2134.290.00.00.00000	Other Employee Benefits	\$500.00	\$500.00	\$0.00
100.2134.330.00.00.00000	Other Professional Services	\$18,700.00	\$18,700.00	\$0.00
100.2134.340.00.00.00000	Technical Services	\$5,000.00	\$5,000.00	\$0.00
100.2134.430.00.00.00000	Repair and Maintenance	\$1,300.00	\$1,300.00	\$0.00
100.2134.580.00.00.00000	Travel/Workshops	\$200.00	\$200.00	\$0.00
100.2134.610.00.00.00000	Supplies	\$22,000.00	\$22,000.00	\$0.00
100.2134.640.00.00.00000	Books & Info Resources	\$400.00	\$400.00	\$0.00
100.2134.733.00.00.00000	New Equipment	\$1,400.00	\$1,400.00	\$0.00
100.2134.737.00.00.00000	Replacement Equipment	\$1,000.00	\$1,000.00	\$0.00
FUNC: HEALTH SERVICES - 2134		\$795,627.87	\$792,837.40	\$2,790.47
100.2143.112.00.00.00000	Teacher/Specialist Salaries	\$320,571.04	\$320,571.04	\$0.00
100.2143.330.00.00.00000	Other Professional Services	\$345,000.00	\$110,000.00	\$235,000.00
100.2143.580.00.00.00000	Travel/Workshops	\$200.00	\$200.00	\$0.00
100.2143.610.00.00.00000	Supplies	\$12,000.00	\$12,000.00	\$0.00
100.2143.733.00.00.00000	New Equipment	\$1,160.00	\$1,160.00	\$0.00
FUNC: PSYCHOLOGICAL SERVICES - 2143		\$678,931.04	\$443,931.04	\$235,000.00
100.2152.112.00.00.00000	Teacher/Specialist Salaries	\$702,258.02	\$702,258.02	\$0.00
100.2152.114.00.00.00000	Educational Assistants Salarie	\$205,480.16	\$203,890.49	\$1,589.67
100.2152.330.00.00.00000	Other Professional Services	\$430,000.00	\$232,900.00	\$197,100.00
100.2152.580.00.00.00000	Travel/Workshops	\$200.00	\$200.00	\$0.00

Timberlane Regional School District

Budget - TRSD

Fiscal Year: 2023-2024

Print accounts with zero balance
 Round to whole dollars
 Account on new page
 Exclude inactive accounts with zero balance
 Definition: Default View

From Date: 7/1/2024

To Date: 6/30/2025

Account	Description	FY2025 Default	FY2024 Voted	Variance
100.2152.610.00.00.00000	Supplies	\$11,070.00	\$11,070.00	\$0.00
100.2152.640.00.00.00000	Books & Info Resources	\$1,983.00	\$1,983.00	\$0.00
100.2152.643.00.00.00000	Information Access Fees	\$44,000.00	\$44,000.00	\$0.00
100.2152.733.00.00.00000	New Equipment	\$9,598.00	\$9,598.00	\$0.00
FUNC: SPEECH - 2152		\$1,404,589.18	\$1,205,899.51	\$198,689.67
100.2190.112.00.00.00000	Teacher/Specialist Salaries	\$50,000.00	\$50,000.00	\$0.00
FUNC: OTHER PUPIL SERVICES - 2190		\$50,000.00	\$50,000.00	\$0.00
100.2210.320.00.00.00000	Professional Edu Services	\$22,100.00	\$22,100.00	\$0.00
100.2210.330.00.00.00000	Other Professional Services	\$500.00	\$500.00	\$0.00
FUNC: IMPROVEMENT OF INSTRUCTION - 2210		\$22,600.00	\$22,600.00	\$0.00
100.2213.111.00.00.00000	Administrative Salaries	\$128,000.00	\$128,000.00	\$0.00
100.2213.112.00.00.00000	Teacher/Specialist Salaries	\$5,000.00	\$5,000.00	\$0.00
100.2213.240.00.00.00000	Tuition Reimbursement	\$204,500.00	\$204,500.00	\$0.00
100.2213.320.00.00.00000	Professional Edu Services	\$142,000.00	\$142,000.00	\$0.00
100.2213.321.00.00.00000	Prof Services for Instruction	\$7,500.00	\$7,500.00	\$0.00
100.2213.580.00.00.00000	Travel/Workshops	\$4,000.00	\$4,000.00	\$0.00
100.2213.610.00.00.00000	Supplies	\$2,000.00	\$2,000.00	\$0.00
100.2213.640.00.00.00000	Books & Info Resources	\$2,000.00	\$2,000.00	\$0.00
FUNC: PROFESSIONAL IMPROVEMENT - 2213		\$495,000.00	\$495,000.00	\$0.00
100.2219.610.00.00.00000	Supplies	\$200.00	\$200.00	\$0.00
FUNC: OTH IMPROVEMENT OF INSTRUCTION - 2219		\$200.00	\$200.00	\$0.00

Timberlane Regional School District

Budget - TRSD

Fiscal Year: 2023-2024

Print accounts with zero balance
 Round to whole dollars
 Account on new page
 Exclude inactive accounts with zero balance
 Definition: Default View

From Date: 7/1/2024

To Date: 6/30/2025

Account	Description	FY2025 Default	FY2024 Voted	Variance
100.2222.112.00.00.00000	Teacher/Specialist Salaries	\$427,895.48	\$427,895.48	\$0.00
100.2222.114.00.00.00000	Educational Assistants Salarie	\$222,253.07	\$211,225.81	\$11,027.26
100.2222.610.00.00.00000	Supplies	\$9,585.00	\$9,585.00	\$0.00
100.2222.640.00.00.00000	Books & Info Resources	\$60,900.00	\$60,900.00	\$0.00
100.2222.641.00.00.00000	Library Periodicals	\$7,282.40	\$7,282.40	\$0.00
100.2222.643.00.00.00000	Information Access Fees	\$58,857.00	\$58,857.00	\$0.00
FUNC: SCHOOL LIBRARY SERVICES - 2222		\$786,772.95	\$775,745.69	\$11,027.26
100.2223.112.00.00.00000	Teacher/Specialist Salaries	\$5,200.00	\$5,200.00	\$0.00
100.2223.430.00.00.00000	Repair and Maintenance	\$1,450.00	\$1,450.00	\$0.00
100.2223.610.00.00.00000	Supplies	\$2,450.00	\$2,450.00	\$0.00
100.2223.640.00.00.00000	Books & Info Resources	\$7,645.00	\$7,645.00	\$0.00
100.2223.733.00.00.00000	New Equipment	\$900.00	\$900.00	\$0.00
FUNC: AUDIO VISUAL - 2223		\$17,645.00	\$17,645.00	\$0.00
100.2311.111.00.00.00000	Administrative Salaries	\$14,000.00	\$14,000.00	\$0.00
FUNC: SCHOOL BOARD STIPEND - 2311		\$14,000.00	\$14,000.00	\$0.00
100.2312.115.00.00.00000	Office Salaries	\$6,000.00	\$6,000.00	\$0.00
100.2312.610.00.00.00000	Supplies	\$320.00	\$320.00	\$0.00
FUNC: SCHOOL BOARD CLERK - 2312		\$6,320.00	\$6,320.00	\$0.00
100.2313.111.00.00.00000	Administrative Salaries	\$9,850.00	\$9,850.00	\$0.00
100.2313.610.00.00.00000	Supplies	\$2,500.00	\$2,500.00	\$0.00
FUNC: TREASURER - 2313		\$12,350.00	\$12,350.00	\$0.00

Timberlane Regional School District

Budget - TRSD

Fiscal Year: 2023-2024

Print accounts with zero balance
 Round to whole dollars
 Account on new page
 Exclude inactive accounts with zero balance
 Definition: Default View

From Date: 7/1/2024

To Date: 6/30/2025

Account	Description	FY2025 Default	FY2024 Voted	Variance
100.2314.340.00.0.00000	Technical Services	\$4,000.00	\$4,000.00	\$0.00
100.2314.550.00.0.00000	Printing	\$8,000.00	\$8,000.00	\$0.00
100.2314.610.00.0.00000	Supplies	\$3,500.00	\$3,500.00	\$0.00
FUNC: DISTRICT MEETING - 2314		\$15,500.00	\$15,500.00	\$0.00
100.2317.330.00.0.00000	Other Professional Services	\$50,000.00	\$50,000.00	\$0.00
FUNC: AUDIT - 2317		\$50,000.00	\$50,000.00	\$0.00
100.2318.330.00.0.00000	Other Professional Services	\$204,800.00	\$200,000.00	\$4,800.00
FUNC: LEGAL FEES - 2318		\$204,800.00	\$200,000.00	\$4,800.00
100.2319.115.00.0.00000	Office Salaries	\$11,160.00	\$11,160.00	\$0.00
100.2319.540.00.0.00000	Advertising	\$5,000.00	\$5,000.00	\$0.00
100.2319.810.00.0.00000	Dues and Fees	\$18,000.00	\$18,000.00	\$0.00
100.2319.890.00.0.00000	Miscellaneous Expense	\$27,500.00	\$27,500.00	\$0.00
FUNC: OTHER SCHOOL BOARD SERVICES - 2319		\$61,660.00	\$61,660.00	\$0.00
100.2321.111.00.0.00000	Administrative Salaries	\$576,344.60	\$416,713.00	\$159,631.60
100.2321.115.00.0.00000	Office Salaries	\$109,100.00	\$109,100.00	\$0.00
100.2321.240.00.0.00000	Tuition Reimbursement	\$40,000.00	\$40,000.00	\$0.00
100.2321.330.00.0.00000	Other Professional Services	\$35,205.00	\$10,205.00	\$25,000.00
100.2321.534.00.0.00000	Postage	\$6,000.00	\$6,000.00	\$0.00
100.2321.580.00.0.00000	Travel/Workshops	\$18,000.00	\$18,000.00	\$0.00
100.2321.610.00.0.00000	Supplies	\$18,500.00	\$18,500.00	\$0.00

Timberlane Regional School District

Budget - TRSD

Fiscal Year: 2023-2024

Print accounts with zero balance
 Round to whole dollars
 Account on new page
 Exclude inactive accounts with zero balance
 Definition: Default View

From Date: 7/1/2024

To Date: 6/30/2025

Account	Description	FY2025 Default	FY2024 Voted	Variance
100.2321.640.00.00.00000	Books & Info Resources	\$2,000.00	\$2,000.00	\$0.00
100.2321.733.00.00.00000	New Equipment	\$20,000.00	\$20,000.00	\$0.00
100.2321.810.00.00.00000	Dues and Fees	\$12,000.00	\$12,000.00	\$0.00
100.2321.890.00.00.00000	Miscellaneous Expense	\$25,000.00	\$25,000.00	\$0.00
FUNC: Office of the Superintendent Services - 2321		\$862,149.60	\$677,518.00	\$184,631.60
100.2330.111.00.00.00000	Administrative Salaries	\$218,000.00	\$218,000.00	\$0.00
100.2330.112.00.00.00000	Teacher/Specialist Salaries	\$60,012.70	\$60,012.70	\$0.00
100.2330.115.00.00.00000	Office Salaries	\$109,472.50	\$106,703.60	\$2,768.90
100.2330.531.00.00.00000	Telephone	\$240.00	\$240.00	\$0.00
100.2330.534.00.00.00000	Postage	\$300.00	\$300.00	\$0.00
100.2330.580.00.00.00000	Travel/Workshops	\$8,200.00	\$8,200.00	\$0.00
100.2330.610.00.00.00000	Supplies	\$500.00	\$500.00	\$0.00
FUNC: SPECIAL AREA ADMINISTRATIVE SERVICES - 2330		\$396,725.20	\$393,956.30	\$2,768.90
100.2340.115.00.00.00000	Office Salaries	\$55,433.43	\$52,767.00	\$2,666.43
100.2340.580.00.00.00000	Travel/Workshops	\$5,000.00	\$5,000.00	\$0.00
100.2340.610.00.00.00000	Supplies	\$2,000.00	\$2,000.00	\$0.00
100.2340.640.00.00.00000	Books & Info Resources	\$133,550.00	\$133,550.00	\$0.00
100.2340.810.00.00.00000	Dues and Fees	\$11,000.00	\$11,000.00	\$0.00
FUNC: DIRECTORS OF CURRICULUM - 2340		\$206,983.43	\$204,317.00	\$2,666.43
100.2410.111.00.00.00000	Administrative Salaries	\$2,260,151.43	\$2,181,672.33	\$78,479.10
100.2410.115.00.00.00000	Office Salaries	\$799,017.13	\$760,639.42	\$38,377.71

Timberlane Regional School District

Budget - TRSD

Fiscal Year: 2023-2024

Print accounts with zero balance
 Round to whole dollars
 Account on new page
 Exclude inactive accounts with zero balance
 Definition: Default View

From Date: 7/1/2024

To Date: 6/30/2025

Account	Description	FY2025 Default	FY2024 Voted	Variance
100.2410.531.00.00.00000	Telephone	\$150,000.00	\$150,000.00	\$0.00
100.2410.610.00.00.00000	Supplies	\$82,129.00	\$82,129.00	\$0.00
100.2410.640.00.00.00000	Books & Info Resources	\$3,800.00	\$3,800.00	\$0.00
100.2410.733.00.00.00000	New Equipment	\$5,011.00	\$5,011.00	\$0.00
100.2410.737.00.00.00000	Replacement Equipment	\$20,973.30	\$20,973.30	\$0.00
100.2410.810.00.00.00000	Dues and Fees	\$26,015.00	\$26,015.00	\$0.00
FUNC: OFFICE OF THE PRINCIPAL - 2410		\$3,347,096.86	\$3,230,240.05	\$116,856.81
100.2490.111.00.00.00000	Administrative Salaries	\$117,568.00	\$113,200.00	\$4,368.00
100.2490.112.00.00.00000	Teacher/Specialist Salaries	\$1,200.00	\$1,200.00	\$0.00
100.2490.610.00.00.00000	Supplies	\$34,200.00	\$34,200.00	\$0.00
FUNC: OTHER SERVICES.SCHOOL ADMINISTRATION - 2490		\$152,968.00	\$148,600.00	\$4,368.00
100.2510.310.00.00.00000	Official/Admin Services	\$45,000.00	\$40,000.00	\$5,000.00
FUNC: CONTRACTED SERVICES-MEDICAID - 2510		\$45,000.00	\$40,000.00	\$5,000.00
100.2511.111.00.00.00000	Administrative Salaries	\$234,500.00	\$234,500.00	\$0.00
100.2511.115.00.00.00000	Office Salaries	\$174,320.00	\$174,320.00	\$0.00
FUNC: Supervising Fiscal Services - 2511		\$408,820.00	\$408,820.00	\$0.00
100.2610.111.00.00.00000	Administrative Salaries	\$108,000.00	\$108,000.00	\$0.00
FUNC: SUPERVISION AND OPERATION OF PLANT - 2610		\$108,000.00	\$108,000.00	\$0.00
100.2620.116.00.00.00000	Custodial Salaries	\$2,174,363.12	\$2,069,859.28	\$104,503.84

Timberlane Regional School District

Budget - TRSD

Fiscal Year: 2023-2024

Print accounts with zero balance
 Round to whole dollars
 Account on new page
 Exclude inactive accounts with zero balance
 Definition: Default View

From Date: 7/1/2024

To Date: 6/30/2025

Account	Description	FY2025 Default	FY2024 Voted	Variance
100.2620.126.00.00.00000	Substitute Salaries-Custodian	\$10,000.00	\$10,000.00	\$0.00
100.2620.290.00.00.00000	Other Employee Benefits	\$32,000.00	\$32,000.00	\$0.00
100.2620.330.00.00.00000	Other Professional Services	\$182,700.00	\$182,600.00	\$100.00
100.2620.410.00.00.00000	Water/Sewer/Septic	\$74,500.00	\$74,500.00	\$0.00
100.2620.420.00.00.00000	Cleaning Services	\$95,000.00	\$95,000.00	\$0.00
100.2620.430.00.00.00000	Repair and Maintenance	\$482,000.00	\$482,000.00	\$0.00
100.2620.432.00.00.00000	Plumbing & Electric Repair	\$55,000.00	\$55,000.00	\$0.00
100.2620.520.00.00.00000	Insurance	\$238,137.06	\$222,558.00	\$15,579.06
100.2620.580.00.00.00000	Travel/Workshops	\$14,500.00	\$14,500.00	\$0.00
100.2620.610.00.00.00000	Supplies	\$268,100.00	\$268,100.00	\$0.00
100.2620.621.00.00.00000	Natural Gas	\$140,000.00	\$140,000.00	\$0.00
100.2620.622.00.00.00000	Electricity	\$700,000.00	\$700,000.00	\$0.00
100.2620.623.00.00.00000	Bottled Gas	\$33,000.00	\$33,000.00	\$0.00
100.2620.624.00.00.00000	Fuel Oil	\$247,000.00	\$247,000.00	\$0.00
100.2620.643.00.00.00000	Information Access Fees	\$27,000.00	\$27,000.00	\$0.00
100.2620.733.00.00.00000	New Equipment	\$11,100.00	\$11,100.00	\$0.00
100.2620.737.00.00.00000	Replacement Equipment	\$64,500.00	\$64,500.00	\$0.00
FUNC: OPERATING BUILDINGS SERVICES - 2620		\$4,848,900.18	\$4,728,717.28	\$120,182.90
100.2630.420.00.00.00000	Cleaning Services	\$195,075.00	\$195,075.00	\$0.00
100.2630.422.00.00.00000	Snow Removal	\$12,000.00	\$12,000.00	\$0.00
100.2630.430.00.00.00000	Repair and Maintenance	\$15,000.00	\$15,000.00	\$0.00
100.2630.440.00.00.00000	Rentals	\$20,000.00	\$20,000.00	\$0.00
100.2630.610.00.00.00000	Supplies	\$173,949.00	\$173,949.00	\$0.00

Timberlane Regional School District

Budget - TRSD

Fiscal Year: 2023-2024

Print accounts with zero balance
 Round to whole dollars
 Account on new page
 Exclude inactive accounts with zero balance
 Definition: Default View

From Date: 7/1/2024

To Date: 6/30/2025

Account	Description	FY2025 Default	FY2024 Voted	Variance
100.2630.733.00.00.00000	New Equipment	\$41,000.00	\$41,000.00	\$0.00
100.2630.737.00.00.00000	Replacement Equipment	\$12,500.00	\$12,500.00	\$0.00
FUNC: CARE AND OPERATION OF GROUNDS - 2630		\$469,524.00	\$469,524.00	\$0.00
100.2640.430.00.00.00000	Repair and Maintenance	\$115,000.00	\$115,000.00	\$0.00
FUNC: CARE AND UPKEEP OF EQUIPMENT - 2640		\$115,000.00	\$115,000.00	\$0.00
100.2650.430.00.00.00000	Repair and Maintenance	\$20,000.00	\$20,000.00	\$0.00
100.2650.626.00.00.00000	Gasoline	\$20,000.00	\$20,000.00	\$0.00
100.2650.737.00.00.00000	Replacement Equipment	\$0.00	\$50,000.00	(\$50,000.00)
FUNC: VEHICLE OPERATION AND MAINTENANCE - 2650		\$40,000.00	\$90,000.00	(\$50,000.00)
100.2660.330.00.00.00000	Other Professional Services	\$90,052.22	\$81,551.00	\$8,501.22
100.2660.340.00.00.00000	Technical Services	\$19,400.00	\$19,400.00	\$0.00
100.2660.430.00.00.00000	Repair and Maintenance	\$35,000.00	\$35,000.00	\$0.00
100.2660.490.00.00.00000	Other Purchased Property Sei	\$9,000.00	\$9,000.00	\$0.00
FUNC: SECURITY SERVICES - 2660		\$153,452.22	\$144,951.00	\$8,501.22
100.2721.519.00.00.00000	Student Transportation	\$2,722,032.60	\$2,591,179.36	\$130,853.24
FUNC: REGULAR PROGRAM TRANSP - 2721		\$2,722,032.60	\$2,591,179.36	\$130,853.24
100.2722.519.00.00.00000	Student Transportation	\$1,614,530.40	\$1,557,324.84	\$57,205.56
FUNC: SPECIAL EDUCATION TRANSP - 2722		\$1,614,530.40	\$1,557,324.84	\$57,205.56

Timberlane Regional School District

Budget - TRSD

Fiscal Year: 2023-2024

Print accounts with zero balance
 Round to whole dollars
 Account on new page
 Exclude inactive accounts with zero balance
 Definition: Default View

From Date: 7/1/2024

To Date: 6/30/2025

Account	Description	FY2025 Default	FY2024 Voted	Variance
100.2723.519.00.00.00000	Student Transportation	\$156,289.60	\$79,832.40	\$76,457.20
FUNC: VOCATIONAL TRANSPORTATION - 2723		\$156,289.60	\$79,832.40	\$76,457.20
100.2724.519.00.00.00000	Student Transportation	\$148,531.60	\$148,531.60	\$0.00
FUNC: ATHLETIC TRANSPORTATION - 2724		\$148,531.60	\$148,531.60	\$0.00
100.2725.519.00.00.00000	Student Transportation	\$59,528.00	\$59,528.00	\$0.00
FUNC: FIELD TRIP TRANSPORTATION - 2725		\$59,528.00	\$59,528.00	\$0.00
100.2729.519.00.00.00000	Student Transportation	\$18,200.00	\$18,200.00	\$0.00
FUNC: MUSIC TRANSPORTATION - 2729		\$18,200.00	\$18,200.00	\$0.00
100.2831.111.00.00.00000	Administrative Salaries	\$85,000.00	\$85,000.00	\$0.00
100.2831.115.00.00.00000	Office Salaries	\$163,000.00	\$163,000.00	\$0.00
100.2831.643.00.00.00000	Information Access Fees	\$1,295.00	\$1,295.00	\$0.00
FUNC: Supervision of Staff Services - 2831		\$249,295.00	\$249,295.00	\$0.00
100.2840.111.00.00.00000	Administrative Salaries	\$127,490.10	\$122,704.62	\$4,785.48
100.2840.114.00.00.00000	Educational Assistants Salarie	\$57,193.50	\$57,193.50	\$0.00
100.2840.430.00.00.00000	Repair and Maintenance	\$49,000.00	\$49,000.00	\$0.00
100.2840.610.00.00.00000	Supplies	\$15,000.00	\$15,000.00	\$0.00
100.2840.643.00.00.00000	Information Access Fees	\$115,368.00	\$155,368.00	(\$40,000.00)
100.2840.650.00.00.00000	Software	\$70,675.00	\$70,675.00	\$0.00
100.2840.738.00.00.00000	Replacement Computer/Netw	\$25,000.00	\$25,000.00	\$0.00
FUNC: COMPUTER SERVICES - 2840		\$459,726.60	\$494,941.12	(\$35,214.52)

Timberlane Regional School District

Budget - TRSD

Fiscal Year: 2023-2024

Print accounts with zero balance
 Round to whole dollars
 Account on new page
 Exclude inactive accounts with zero balance
 Definition: Default View

From Date: 7/1/2024

To Date: 6/30/2025

Account	Description	FY2025 Default	FY2024 Voted	Variance
100.2900.210.00.00.00000	Group Insurance	\$13,785,781.37	\$13,590,679.98	\$195,101.39
100.2900.220.00.00.00000	FICA	\$2,970,981.29	\$2,930,142.70	\$40,838.59
100.2900.231.00.00.00000	Non-teacher Retirement	\$1,335,385.83	\$1,237,371.97	\$98,013.86
100.2900.232.00.00.00000	Teacher Retirement	\$5,364,774.20	\$5,348,952.23	\$15,821.97
100.2900.250.00.00.00000	Unemployment Compensator	\$30,000.00	\$30,000.00	\$0.00
100.2900.260.00.00.00000	Worker's Compensation	\$242,283.00	\$267,420.00	(\$25,137.00)
100.2900.290.00.00.00000	Other Employee Benefits	\$50,000.00	\$50,000.00	\$0.00
FUNC: SUPPORT SERVICES-OTHER - 2900		\$23,779,205.69	\$23,454,566.88	\$324,638.81
100.3120.119.00.00.00000	Food Service Salaries	\$77,589.76	\$54,388.00	\$23,201.76
FUNC: FOOD SERVICE OPERATIONS - 3120		\$77,589.76	\$54,388.00	\$23,201.76
100.4200.430.00.00.00000	Repair and Maintenance	\$150,000.00	\$150,000.00	\$0.00
FUNC: SITE IMPROVEMENT - 4200		\$150,000.00	\$150,000.00	\$0.00
100.4600.450.00.00.00000	Construction Services	\$1,892,200.00	\$1,892,200.00	\$0.00
FUNC: BUILDING IMPROVEMENT - 4600		\$1,892,200.00	\$1,892,200.00	\$0.00
100.5110.910.00.00.00000	Principal	\$746,341.00	\$746,341.00	\$0.00
FUNC: PRINCIPAL ON DEBT - 5110		\$746,341.00	\$746,341.00	\$0.00
100.5120.830.00.00.00000	Interest	\$1,314,659.00	\$1,314,659.00	\$0.00
FUNC: INTEREST ON DEBT - 5120		\$1,314,659.00	\$1,314,659.00	\$0.00

Timberlane Regional School District

Budget - TRSD

Fiscal Year: 2023-2024

Print accounts with zero balance
 Round to whole dollars
 Account on new page
 Exclude inactive accounts with zero balance
 Definition: Default View

From Date: 7/1/2024

To Date: 6/30/2025

Account	Description	FY2025 Default	FY2024 Voted	Variance
100.5221.930.00.00.00000	Fund Transfers	\$1,716,810.70	\$1,582,314.00	\$134,496.70
FUNC: FOOD SERVICE FUND - 5221		\$1,716,810.70	\$1,582,314.00	\$134,496.70
100.5222.930.00.00.00000	Fund Transfers	\$1,300,000.00	\$1,300,000.00	\$0.00
FUNC: FEDERAL PROJECTS - 5222		\$1,300,000.00	\$1,300,000.00	\$0.00
100.5223.930.00.00.00000	Fund Transfers	\$77,500.00	\$77,500.00	\$0.00
FUNC: PERFORMING ARTS CTR PROGRAMS - 5223		\$77,500.00	\$77,500.00	\$0.00
100.5250.930.00.00.00000	Fund Transfers	\$250,000.00	\$250,000.00	\$0.00
FUNC: CAPITAL RESERVE FUNDS - 5250		\$250,000.00	\$250,000.00	\$0.00
Grand Total:		\$89,835,373.21	\$87,046,914.67	\$2,788,458.54

End of Report



Appropriations

Account	Purpose	Prior Year Adopted Budget	Reductions or Increases	One-Time Appropriations	Default Budget
Instruction					
1100-1199	Regular Programs	\$20,475,424	\$348,917	\$0	\$20,824,341
1200-1299	Special Programs	\$12,803,141	\$778,507	\$0	\$13,581,648
1300-1399	Vocational Programs	\$152,000	\$0	\$0	\$152,000
1400-1499	Other Programs	\$1,051,130	\$51,367	\$0	\$1,102,497
1600-1699	Adult/Continuing Education Programs	\$151,499	\$749	\$0	\$152,248
Instruction Subtotal		\$34,633,194	\$1,179,540	\$0	\$35,812,734
Support Services					
2000-2199	Student Support Services	\$3,962,256	\$486,477	\$0	\$4,448,733
2200-2299	Instructional Staff Services	\$1,311,190	\$11,027	\$0	\$1,322,217
Support Services Subtotal		\$5,273,446	\$497,504	\$0	\$5,770,950
General Administration					
2310-2319	Other School Board	\$359,830	\$4,800	\$0	\$364,630
General Administration Subtotal		\$359,830	\$4,800	\$0	\$364,630
Executive Administration					
2320-2399	All Other Administration	\$1,275,791	\$190,067	\$0	\$1,465,858
2400-2499	School Administration Service	\$3,378,840	\$121,225	\$0	\$3,500,065
2500-2599	Business	\$448,820	\$5,000	\$0	\$453,820
2600-2699	Plant Operations and Maintenance	\$5,656,192	\$128,684	(\$50,000)	\$5,734,876
2700-2799	Student Transportation	\$4,454,596	\$264,516	\$0	\$4,719,112
2800-2999	Support Service, Central and Other	\$24,198,803	\$329,424	(\$40,000)	\$24,488,227
Executive Administration Subtotal		\$39,413,042	\$1,038,916	(\$90,000)	\$40,361,958
Non-Instructional Services					
3100	Food Service Operations	\$54,388	\$23,202	\$0	\$77,590
Non-Instructional Services Subtotal		\$54,388	\$23,202	\$0	\$77,590
Facilities Acquisition and Construction					
4200	Site Improvement	\$150,000	\$0	\$0	\$150,000
4600	Building Improvement Services	\$1,892,200	\$0	\$0	\$1,892,200
Facilities Acquisition and Construction Subtotal		\$2,042,200	\$0	\$0	\$2,042,200
Other Outlays					
5110	Debt Service - Principal	\$746,341	\$0	\$0	\$746,341
5120	Debt Service - Interest	\$1,314,659	\$0	\$0	\$1,314,659
Other Outlays Subtotal		\$2,061,000	\$0	\$0	\$2,061,000
Fund Transfers					
5220-5221	To Food Service	\$1,582,315	\$134,496	\$0	\$1,716,811
5222-5229	To Other Special Revenue	\$1,377,500	\$0	\$0	\$1,377,500
5251	To Capital Reserve Fund	\$250,000	\$0	(\$250,000)	\$0
Fund Transfers Subtotal		\$3,209,815	\$134,496	(\$250,000)	\$3,094,311
Total Operating Budget Appropriations		\$87,046,915	\$2,878,458	(\$340,000)	\$89,585,373



Reasons for Reductions/Increases & One-Time Appropriations

Account	Explanation
1600-1699	Salary Increases per CBA
2320-2399	Salary Increases per CBA
2500-2599	Medicaid billing services for special education students
3100	Salary Increases per CBA
2200-2299	Salary Increases per CBA
1400-1499	Salary Increases per CBA
2310-2319	Contractual legal fees for required services
2600-2699	Salary Increases per CBA and one time vehicle purchase
1100-1199	Salary Increases per CBA
2400-2499	Salary Increases per CBA
1200-1299	Salary Increases per CBA and professional service fees increase for required services
2000-2199	Salary Increases per CBA and professional service fees increase for required services
2700-2799	Contractual increase in transportation
2800-2999	Increase in benefits and one time decrease in equipment
5251	one-time appropriation by warrant article for the capital reserve fund
5220-5221	Contractual Increase for food service agreement

**Timberlane Regional School District
FY2025 Proposed Revenue Budget**

Account	Description	FY2025 Proposed *	FY2024 Voted *	FY2023 Actual	FY2022 Actual
Local Revenue					
0770	Unassigned Fund Bal.	\$1,000,000	\$1,000,000	\$1,608,709	\$3,625,116
1310	Reg Day Tuition	410,000	450,000	779,265	630,877
1510	Earned Income	45,000	45,000	233,503	11,490
1600	Food Service	800,000	800,000	998,756	245,905
1990	Other Local Revenue	100,000	100,000	636,564	1,498,214
5223	PAC Programs	25,000	25,000		40,367
State Revenue					
3111	Education Grant	10,557,400	9,509,058	11,828,333	10,642,987
3242	Voc Ed Transportation	20,000	20,000	31,835	20,434
3260	Child Nutrition	17,500	17,500	18,666	102,523
3230	Special Education Aid	450,000	450,000	611,617	438,551
3190	Other	10,000	10,000	405,149	15,962
Federal Revenue					
4300	Federal Projects	1,300,000	1,300,000	2,157,593	1,236,208
4560	Lunch Reimbursements	375,000	375,000	422,075	1,669,597
4580	Medicaid	150,000	150,000	446,702	281,787
4260	Other	20,000	20,000	16,334	32,007
	Total Income	15,279,900	14,271,558	20,195,099	20,492,025
	District Assessment	73,840,365	72,525,417	54,996,531	53,606,120
	Total Revenue	89,120,265	86,796,975	75,191,630	74,098,145

**Excludes capital reserve contribution*

**Timberlane Regional School District
Education Tax Rate Recap**

Atkinson

		School Budget	Atkinson Share	Education Tax Rate * per \$1,000
Recent Tax Rates:	2019	73,078,676	13,525,236	13.58
	2020	73,304,644	14,496,080	14.26
	2021	75,398,154	14,701,030	9.53
	2022	76,067,329	14,661,418	9.36
	2023	88,246,915	17,724,019	11.19
2024-2025 Estimate				
Warrant Articles:				
	2 Operating Budget	89,120,265	19,812,201	11.59
	3 TTA CBA	2,427,107	539,567	0.34
	5 Capital Reserve Fund	250,000	55,577	0.04
	8 Technology Staff CBA	28,471	6,329	0.00
	Total	91,825,843	20,413,675	11.97
Tax Impact:				
	Home Value	Annual Tax Impact		
	300,000	235		
	500,000	392		

Danville

		School Budget	Danville Share	Education Tax Rate * per \$1,000
Recent Tax Rates:	2019	73,078,676	16,137,008	21.99
	2020	73,304,644	439,476	20.24
	2021	75,398,154	45,268	15.22
	2022	76,067,329	5,155	14.98
	2023	88,246,915	11,727,140	19.98
2024-2025 Estimate				
Warrant Articles:				
	2 Operating Budget	89,120,265	11,833,720	20.80
	3 TTA CBA	2,427,107	373,188	0.75
	5 Capital Reserve Fund	250,000	83,184	0.08
	8 Technology Staff CBA	28,471	25,702	0.01
	Total	91,825,843	12,315,794	21.63
Tax Impact:				
	Home Value	Annual Tax Impact		
	300,000	497		
	500,000	828		

**Combined Local and State Education Rate*

**Projections based on FY2023 ADM and equalized valuations*

**Timberlane Regional School District
Education Tax Rate Recap**

Plaistow

		School Budget	Plaistow Share	Education Tax Rate * per \$1,000
Recent Tax Rates:	2019	73,078,676	17,081,248	14.51
	2021	73,304,644	18,385,337	15.38
	2021	75,398,154	18,173,952	13.51
	2022	76,067,329	17,899,442	13.12
	2023	88,246,915	22,149,474	16.19
2024-2025 Estimate				
Warrant Articles:				
	2 Operating Budget	89,120,265	27,186,052	16.76
	3 TTA CBA	2,427,107	740,387	0.54
	5 Capital Reserve Fund	250,000	76,262	0.06
	8 Technology Staff CBA	28,471	8,685	0.01
	Total	91,825,843	28,011,386	17.36
Tax Impact:				
		Home Value	Annual Tax Impact	
		300,000	351	
		500,000	584	

Sandown

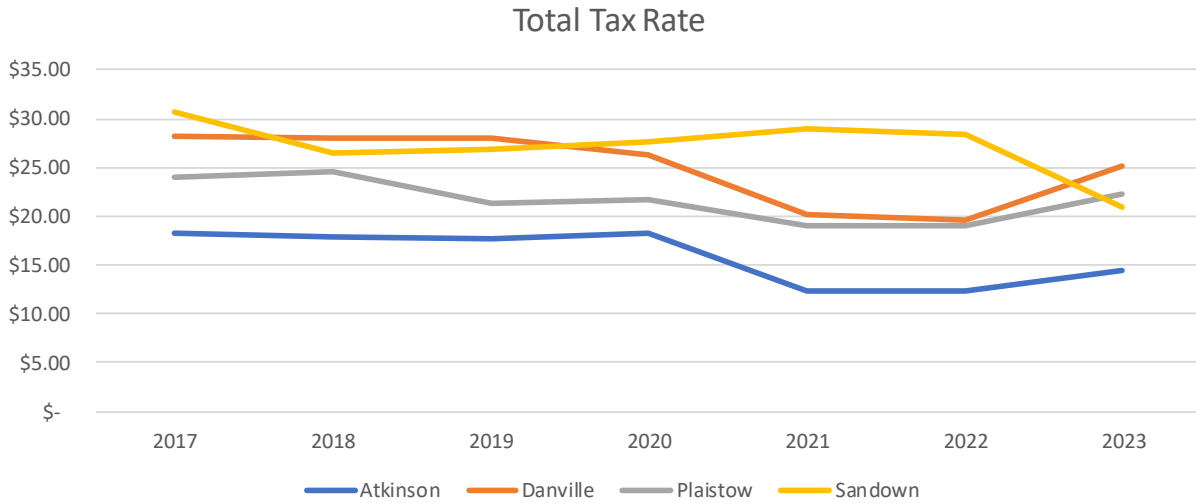
		School Budget	Sandown Share	Education Tax Rate * per \$1,000
Recent Tax Rates:	2019	73,078,676	14,063,929	21.22
	2020	73,304,644	15,211,045	22.62
	2021	75,398,154	15,625,460	22.98
	2022	76,067,329	15,192,216	21.91
	2023	88,246,915	19,288,255	16.94
2024-2025 Estimate				
Warrant Articles:				
	2 Operating Budget	89,120,265	25,985,003	17.64
	3 TTA CBA	2,427,107	707,677	0.62
	5 Capital Reserve Fund	250,000	72,893	0.06
	8 Technology Staff CBA	28,471	8,301	0.01
	Total	91,825,843	26,773,875	18.33
Tax Impact:				
		Home Value	Annual Tax Impact	
		300,000	417	
		500,000	695	

**Combined Local and State Education Rate*

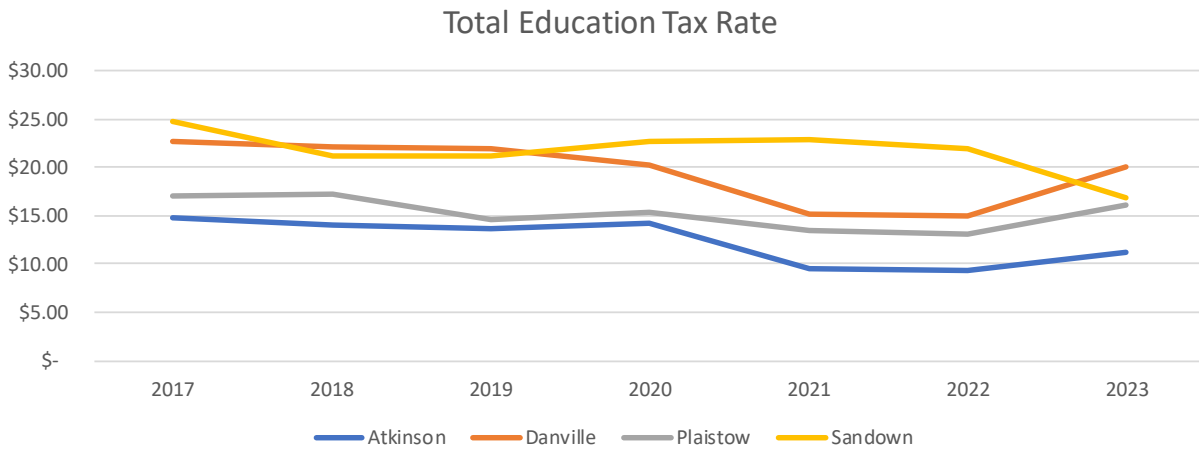
**Projections based on FY2023 ADM and equalized valuations*

**Timberlane Regional School District
Tax Trend Report by Town**

	2017	2018	2019	2020	2021	2022	2023
Total Tax Rate							
Atkinson	\$ 18.30	\$ 17.93	\$ 17.67	\$ 18.34	\$ 12.36	\$ 12.27	\$ 14.50
Danville	\$ 28.25	\$ 27.94	\$ 28.06	\$ 26.30	\$ 20.20	\$ 19.61	\$ 25.21
Plaistow	\$ 23.96	\$ 24.59	\$ 21.31	\$ 21.65	\$ 18.96	\$ 19.01	\$ 22.34
Sandown	\$ 30.78	\$ 26.54	\$ 26.96	\$ 27.66	\$ 28.98	\$ 28.37	\$ 20.90



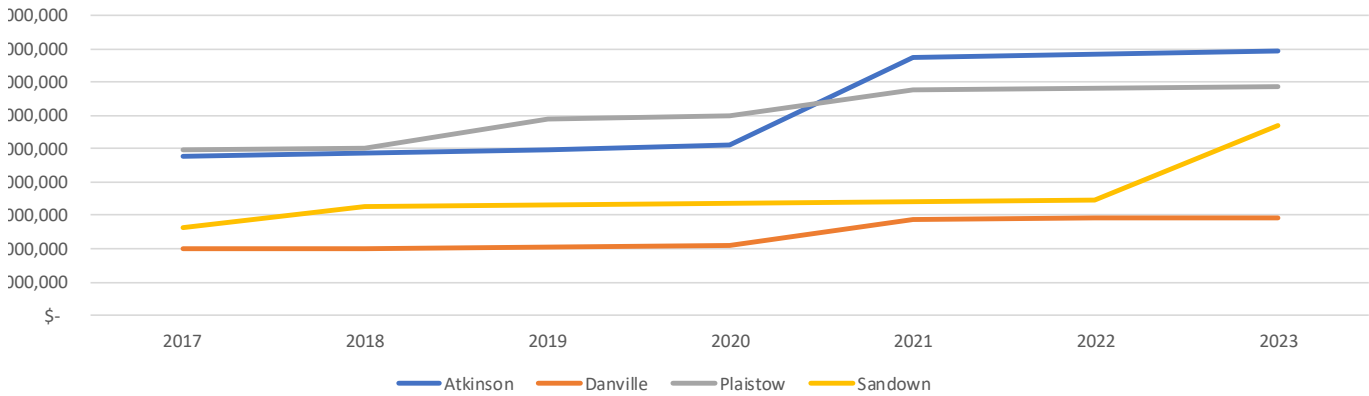
	2017	2018	2019	2020	2021	2022	2023
Total Education Tax Rate							
Atkinson	\$ 14.86	\$ 13.97	\$ 13.58	\$ 14.26	\$ 9.53	\$ 9.36	\$ 11.19
Danville	\$ 22.61	\$ 22.05	\$ 21.99	\$ 20.24	\$ 15.22	\$ 14.98	\$ 19.98
Plaistow	\$ 17.03	\$ 17.19	\$ 14.51	\$ 15.38	\$ 13.51	\$ 13.12	\$ 16.19
Sandown	\$ 24.69	\$ 21.28	\$ 21.22	\$ 22.62	\$ 22.98	\$ 21.91	\$ 16.94



Timberlane Regional School District Assessment Valuation Trend Report by Town

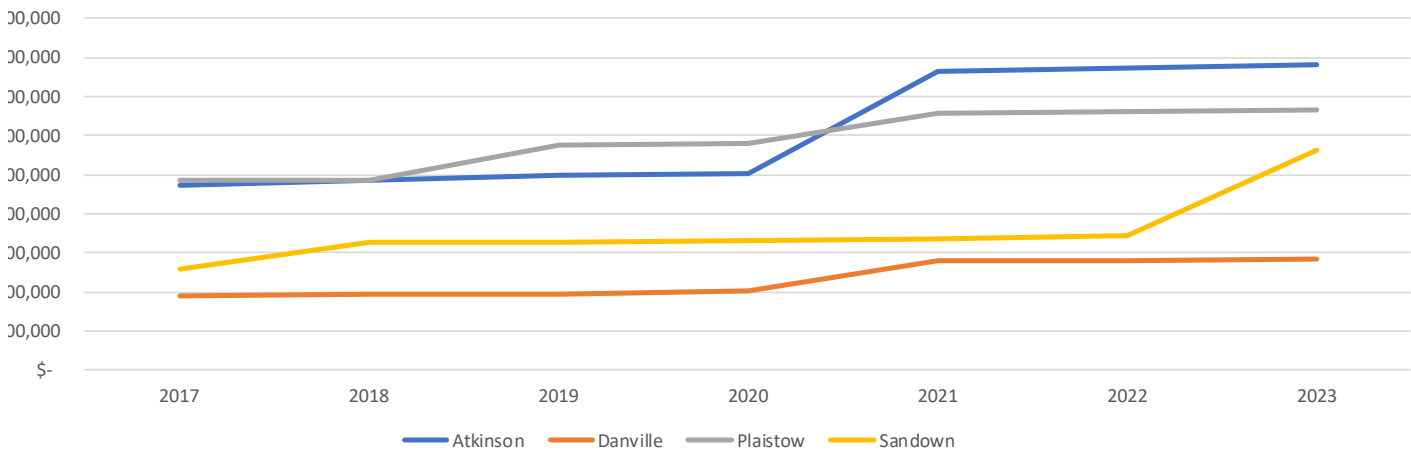
Valuation (Municiple, County, & Local)	2017	2018	2019	2020	2021	2022	2023
Atkinson	\$ 954,294,754	\$ 978,086,054	\$ 997,588,465	\$ 1,018,252,133	\$ 1,546,012,743	\$ 1,568,243,436	\$ 1,586,779,409
Danville	\$ 396,511,581	\$ 400,462,022	\$ 406,753,292	\$ 417,218,397	\$ 575,606,456	\$ 582,127,848	\$ 588,594,634
Plaistow	\$ 997,770,708	\$ 1,003,587,182	\$ 1,181,910,822	\$ 1,200,736,760	\$ 1,349,940,969	\$ 1,367,573,146	\$ 1,371,005,410
Sandown	\$ 526,270,990	\$ 656,919,500	\$ 663,607,080	\$ 673,389,470	\$ 680,609,880	\$ 694,011,339	\$ 1,139,191,070

Valuation (Municipal, County, Local Education)



Valuation (State)	2017	2018	2019	2020	2021	2022	2023
Atkinson	\$ 945,653,954	\$ 969,194,154	\$ 998,354,365	\$ 1,005,666,533	\$ 1,529,165,143	\$ 1,549,296,836	\$ 1,567,391,809
Danville	\$ 382,709,181	\$ 385,261,422	\$ 391,627,492	\$ 402,155,597	\$ 555,645,256	\$ 561,463,048	\$ 568,341,034
Plaistow	\$ 969,202,008	\$ 975,008,482	\$ 1,150,756,902	\$ 1,160,716,020	\$ 1,312,314,969	\$ 1,327,511,802	\$ 1,334,941,720
Sandown	\$ 519,625,990	\$ 649,884,100	\$ 655,486,680	\$ 664,626,270	\$ 672,111,180	\$ 685,915,939	\$ 1,129,936,470

Valuation (State Education)





NH School Administrative Unit 106 | Timberlane Regional School District

30 Greenough Road, Plaistow, NH 03865 Voice: (603) 382-6119 Fax: (603) 382-3334
 Timberlane.net @TimberlaneRegional @TimberlaneRSD @TimberlaneRSD

Enrollment Report - October 2023

Town Enrollments by Grade	Atkinson	Danville	Plaistow	Sandown	Out Of District (Tuition-In)	TOTALS
Preschool	2	4	6	23	0	35
Pre-Kindergarten	25	16	27	35	0	103
Kindergarten	65	39	75	65	0	244
1	51	41	76	58	0	226
2	57	44	83	78	0	262
3	59	47	65	73	0	244
4	63	52	73	64	0	252
5	57	37	72	60	1	227
Total Elem	379	280	477	456	1	1593
As a %	24%	18%	30%	29%	0%	48%
6	49	43	80	67	0	239
7	50	59	82	77	0	268
8	59	34	70	61	0	224
Total Middle	158	136	232	205	0	731
As a %	22%	19%	32%	28%	0%	22%
9	40	43	70	75	0	228
10	51	39	79	73	1	243
11	53	48	81	74	0	256
12	46	48	77	74	0	245
Total High	190	178	307	296	1	972
As a %	20%	18%	32%	30%	0%	29%
Total All	727	594	1016	957	2	3296
As a %	22%	18%	31%	29%	0%	

Elementary Enrollments by School*	Atkinson Academy	Danville Elementary	Pollard Elementary	TLC at Sandown Central	Sandown North	TOTALS
PreSchool	0	0	0	35	0	35
Pre-Kindergarten	25	14	27	37	0	103
Kindergarten	66	39	74	65	0	244
1	53	41	75	0	57	226
2	59	44	84	0	75	262
3	60	48	66	0	70	244
4	64	51	74	0	63	252
5	58	39	72	0	58	227
Total School	385	276	472	137	323	1593
As a %	24%	17%	30%	9%	20%	

*Includes Tuition-In Students

* Totals only include NH DOE Enrollment Status of 1, 2, 8, 11, and 12. Homeschool students, Alternative Learning Programs, and Out of District Placements are not included.

* Totals include active students only as of October 1, 2023

* Enrollment numbers are subject to change during the NH DOE Beginning of Year (BOY) state reporting period (certification required by October).