SOUTH SAN FRANCISCO UNIFIED SCHOOL DISTRICT

PROJECT: 12-24
SSFUSD SSFHS ALTERATIONS TO ROOMS B-12 & B-13, AND C-3 & C-4

BID ADDENDUM NO. 2

March 26, 2026

PROJECT:	ALTERATIONS TO ROOMS B-12 & B-13, AND C-3 & C-4
OWNER:	South San Francisco Unified School District 398 B Street, South San Francisco , CA 94080
	DSA FILE NO.: 41-28
	DSA APP. NO.: 01-122274

All prospective bidders are hereby notified that the plans and specifications for the project have been modified as outlined below. This Addendum must be attached to and considered part of the plans and specifications. Bidders are required to acknowledge receipt of this Addendum on the Bid Form. In the event of any discrepancies with previous addenda or communications, this Addendum shall take precedence. It is the bidder's responsibility to inform all subcontractors, both those solicited for bids and those from whom bids are accepted, of the changes included in this Addendum.

Addendum No. 1 provides the following:

UPDATED DOCUMENTS

1. **ITEM NO. 01**

   Revised Sheet A-102 to clarify Trench at Slab Demolition and View Reference.

2. **ITEM NO. 02**

   Revised Sheet A-111 to add Detail 20 clarifying handling of Utility trench at Slab Demolition.

3. **ITEM NO. 04**

   District has Provided Asbestos Report and Underground Utility Report, attached.

RFI RESPONSES

ITEM NO. 01

Question:
Is there a Engineer estimate and Project Duration for this bid as of right now?

Response, by 19six Architects:
Project is estimated to be $400,000 with a duration of 75 days.

ITEM NO. 02

Question:
Is there a Project Labor Agreement as indicated "If Applicable"?

Response, by SSFUSD:
There are no PLAs in this project or any project in this District.

ITEM NO. 03

Question:
We are currently prequalified through PQBids for your district. Is any further qualification necessary?

Response, by SSFUSD:
No prequalification is necessary for this Project, although it is for others with CUPCCAA delivery. And there are no other prequalification needed

ITEM NO. 04

Question:
Is there a DVBE goal?

Response, by SSFUSD:
There is no DVBE goals.

ITEM NO. 05

Question:
Is there any fire rating for this project??

Response, by 19six Architects:
See Plans.

ITEM NO. 06

Question:
Please confirm the FRP doors are to be painted.?

Response, by 19six Architects:
FRP Doors are not to be painted, provide Manufacturer's full catalog of integral color for district to select. See Specifications.

ITEM NO. 07

Question:
Please confirm the wood door is to be prefinished.?

Response, by 19six Architects:
Wood door is to receive wood stain prior to installation.

ITEM NO. 08

Question:
Please confirm all door frames and window frames are to be painted.?

Response, by 19six Architects:
See Door and Window Schedules.

ITEM NO. 09

Question:
Please advise if the wall above the new FRP wall panels in the all gender restrooms is to be painted?

Response, by 19six Architects:
Drywall above FRP Panels to be painted. Do not Paint above ceiling.
See Finish Schedule.

ITEM NO. 10

Question:
Will the new plaster/patching have color integrated or will it be painted after its installed?

Response, by 19six Architects:
See Specifications.

ITEM NO. 11

Question:
Are BIM coordinated shop drawings required?

Response, by 19six Architects:
Question is unclear. There are no BIM deliverables as part of this project, the expectation is for the GC to review the contract documents and provide coordinated shop drawings during construction, and as builts for client use at project close out. See specs for project-specific requirements.

ITEM NO. 12

Question:
Will duct cleaning be required?

Response, by 19six Architects:
See Specifications.

ITEM NO. 13

Question:
Will pre-construction test & balance be required for the air systems??

Response, by 19six Architects:
See Specifications.

ITEM NO. 14

Question:
Please provide a schedule for the Air Inlets and Outlets, as referenced in the Project Manual, section 23 80 00 part 2.3.

Response, by 19six Architects:
Grille locations are per mechanical plan.

ITEM NO. 15

Question:
What are the working hours?

Response, by 19six Architects:
Comply with City of South San Francisco noise and activity regulations. Specific hours of operations shall be coordinated with the District based on on-campus activities

SUBSTITUTION REQUESTS:

ITEM NO. 01

Substitution requests A and B:
Corrim and Mesker

Response, by 19six Architects:
Architect and District take no exception to the proposed and attached substitution requests.

REFERENCE MATERIAL:

ITEM NO. 01

Excerpts from Original As-builts of the Project:

1. Site Plan Excerpt with the utility tunnels shown highlighted
2. Walkway Section in front of Classrooms C-3- typical

ATTACHMENTS:

1: Sheet A-102 – ENLARGED SITE PLAN & SITE DETAILS
2: Sheet A-111 – SITE DETAILS
3: SSFHS C3-C4 Hazmat Report
4: SSFHS C3-C4 and RR Utility Locating and Scanning
5: Substitution Request Form - CORRIM + data
6: Substitution Request Form - MESKER + Data
7**. For Reference Only**- As built Site Plan and Classroom walkway Section

END OF BID ADDENDUM ITEMS



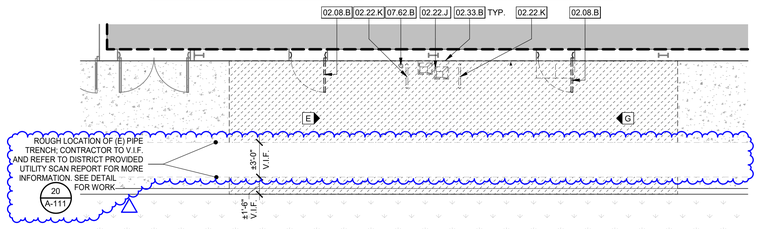

DEMO ENLARGED SITE PLAN - WALKWAY CONCRETE @ CLASSROOMS | 3/16" = 1'-0" | 7

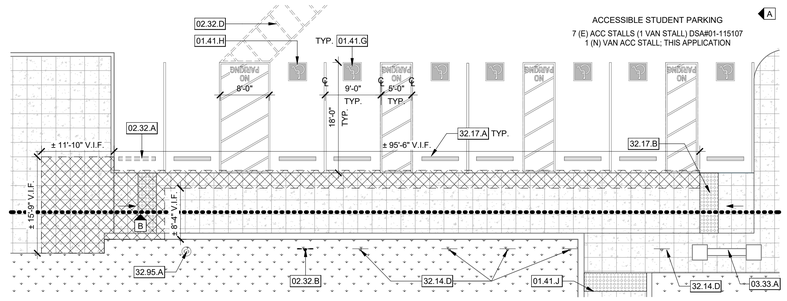

DEMO ACCESSIBLE PARKING ENLARGED | 1" = 10'-0" | 1

KEYNOTES

01.41.G	(E) STANDARD ACCESSIBLE PARKING SPACE, TO REMAIN
01.41.H	(E) VAN ACCESSIBLE PARKING SPACE, TO REMAIN
01.41.J	(E) CURB RAMP TO REMAIN; NOT IN SCOPE, NOT IN P.O.T.; DSA A#01-115107.
02.03.B	SAW CUT (E) SOG FOR RESLOPING AND REPAIR WORK, PREPARE FOR (N) CONCRETE SLAB, MAX 2% SLOPE IN ALL DIRECTIONS
02.03.D	SAW CUT THICKENED EDGE AROUND EXISTING POSTS. PROTECT (E) POST AND POST FOOTINGS IN PLACE DURING DEMOLITION AND CONSTRUCTION. SEE DETAILS BB AND CC 10/A-11 FOR REFERENCE.
02.03.E	SAW CUT AROUND (E) POST AND PLATE. PROTECT (E) POST AND ANCHOR BOLTS DURING CONSTRUCTION; SEE DETAIL AA 10/A-111 FOR REFERENCE
02.05.A	(E) COVERED WALKWAY SUPPORT POSTS AND GUARDRAILS TO REMAIN, PROTECT FROM ADJACENT WORK.
02.08.B	(E) DOOR AND FRAME TO BE REMOVED
02.22.J	REMOVE (E) DF. PROVIDE (N) FIXTURE IN KIND AND RECONNECT TO EXISTING PLUMBING CONNECTIONS
02.22.K	(E) SAFETY RAIL TO BE REMOVED
02.32.A	(E) WHEEL STOP TO BE DEMOLISHED
02.32.B	(E) STANDARD ACCESSIBLE PARKING STALL SIGN AND POST TO BE DEMOLISHED, PREPARE TO RECEIVE NEW SIGN POST IN SAME PLACE.
02.32.D	(E) NON-COMPLIANT CROSS WALK STRIPING TO BE REMOVED ENTIRELY.
02.33.B	PATCH AND REPAIR AT (E) DRINKING FOUNTAIN AND RAILINGS TO BE DEMOLISHED
03.33.A	(E) CAST-IN-PLACE CONCRETE SCHOOL MONUMENT SIGN
05.00.B	(N) SAFETY RAIL. SEE DETAIL 05/A-101
07.62.B	MAINTAIN AND PROTECT (E) DOWNSPOUT. FORM OPENING IN (N) SLAB AND PROVIDE CLEAN FINISHED JOINT AROUND DOWNSPOUT. REINSTALL SPLASH BLOCK OR CONNECTION AS REQUIRED.
22.47.B	(N) HI-LO DRINKING FOUNTAIN REPLACING EXISTING, SEE DETAIL 2/A-701
32.13.G	(N) CONCRETE
32.14.D	(E) SIGN ADA PARKING SPACE; DSA A#01-115107
32.14.E	(N) SIGN ADA PARKING SPACE VAN ACCESIBLE; SEE DETAIL 9/A-102
32.17.A	(E) WHEEL STOP, TO REMAIN. PROTECT IN-PLACE FORM ADJACENT WORK.
32.17.B	(E) 36" WIDE TRUNCATED DOMES BAND TO REMAIN. DSA A#01-115107
32.17.M	(N) 36" WIDE TRUNCATED DOMES BAND; TRUNCATED DOMES PER DETAIL 9/A-101
32.17.Q	(N) P.O.T. STRIPING, WHITE BORDER OVER WHITE DIAGONAL STRIPES, 4" THICK STRIPES, TYP. DIAGONAL STRIPES TO BE 36" APART O.C. TYP.
32.95.A	(E) LIGHT POLE, TO REMAIN, PROTECT FROM ADJACENT WORK

LEGEND - ENLARGED SITE PLAN

- (E) EXTERIOR PAVING
- (N) EXTERIOR PAVING
- (N) TRUNCATED DOMES
- TO BE DEMOLISHED
- (E) FENCE LINE
- PATH OF TRAVEL
- ASSUMED PROPERTY LINE
- B — PHOTO REFERENCE

NOTE:

THE GENERAL CONTRACTOR SHALL BE RESPONSIBLE FOR DETERMINING AND EXECUTING ALL GRADING REQUIRED TO COMPLETE SITE IMPROVEMENTS, INCLUDING BUT NOT LIMITED TO WALKS, RAMPS, LANDSCAPE EDGES, AND DRAINAGE. ALL GRADING SHALL BE COORDINATED TO ACHIEVE THE DESIGN INTENT SHOWN ON THE ARCHITECTURAL PLANS AND DETAILS, AND SHALL COMPLY WITH 2022 CBC CHAPTERS 10 AND 11B, DSA IR A-05, THE 2022 CALIFORNIA FIRE CODE, AND ALL OTHER APPLICABLE REGULATIONS AND DSA REQUIREMENTS. ANY GRADING WORK NECESSARY TO MEET ACCESSIBILITY OR DRAINAGE REQUIREMENTS SHALL BE INCLUDED IN THE CONTRACT.

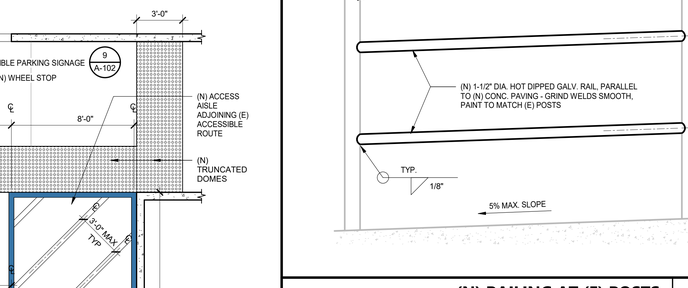

(N) VAN ACCESS. PARKING | 1/4" = 1'-0" | 3

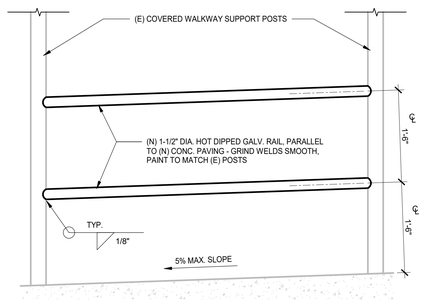

(N) RAILING AT (E) POSTS | 1" = 1'-0" | 10

NOT USED

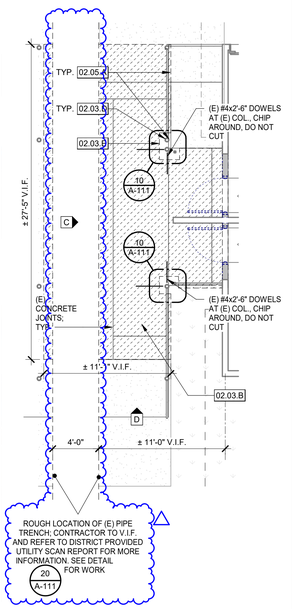

DEMO CONC. WALKWAY @ RR | 3/16" = 1'-0" | 8

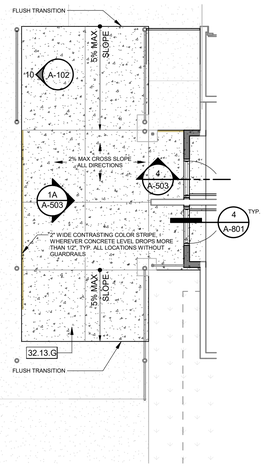

NOTE:

THE GENERAL CONTRACTOR SHALL BE RESPONSIBLE FOR DETERMINING AND EXECUTING ALL GRADING REQUIRED TO COMPLETE SITE IMPROVEMENTS, INCLUDING BUT NOT LIMITED TO WALKS, RAMPS, LANDSCAPE EDGES, AND DRAINAGE. ALL GRADING SHALL BE COORDINATED TO ACHIEVE THE DESIGN INTENT SHOWN ON THE ARCHITECTURAL PLANS AND DETAILS, AND SHALL COMPLY WITH 2022 CBC CHAPTERS 10 AND 11B, DSA IR A-05, THE 2022 CALIFORNIA FIRE CODE, AND ALL OTHER APPLICABLE REGULATIONS AND DSA REQUIREMENTS. ANY GRADING WORK NECESSARY TO MEET ACCESSIBILITY OR DRAINAGE REQUIREMENTS SHALL BE INCLUDED IN THE CONTRACT.

(N) CONC. WALKWAY @ RR | 3/16" = 1'-0" | 5

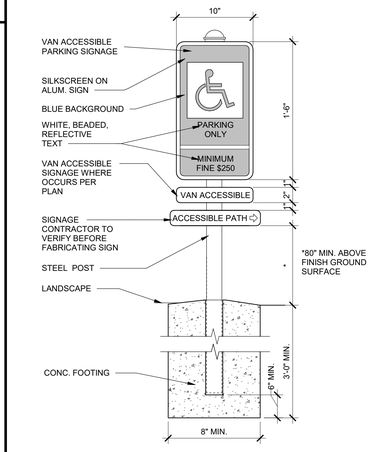

ACC. PARKING LOT SIGNAGE | 1 1/2" = 1'-0" | 9

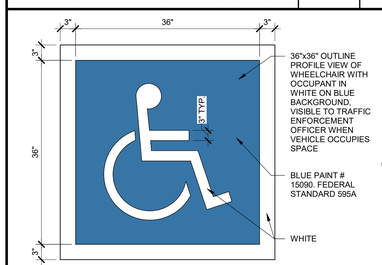

TYP. PARKING ISA SYMBOL | 1" = 1'-0" | 11

196

185 CLARA STREET, SUITE 101A
SAN FRANCISCO, CA 94107
TEL (628) 212-9200

CONSULTANTS

STRUCTURAL ENGINEER
19SIX ARCHITECTS
1119 GARDEN STREET
SANTA BARBARA CA 93101
TEL (805) 963-1210

MECHANICAL ENGINEER
CAPITAL ENGINEERING
11020 SUN CENTER DRIVE, SUITE 100
RANCHO CORDOVA, CA 95670
TEL (916) 851-3500

ELECTRICAL ENGINEER
CAPITAL ENGINEERING
11020 SUN CENTER DRIVE, SUITE 100
RANCHO CORDOVA, CA 95670
TEL (916) 851-3500

FIRE PROTECTION ENGINEER
CAPITAL ENGINEERING
11020 SUN CENTER DRIVE, SUITE 100
RANCHO CORDOVA, CA 95670
TEL (916) 851-3500

PROFESSIONAL STAMP DATE SIGNED:

LICENSED ARCHITECT FRANCIS GRAN C-7519 REN: 11-30-27 STATE OF CALIFORNIA

REVISIONS ORIGINAL ISSUE DATE: 12/04/2025

NO.	DATE	DESCRIPTION
2	Date 2	Revision 2

THE ARCHITECT DOES NOT REPRESENT THAT THESE PLANS OR THE SPECIFICATIONS ARE SUITABLE FOR ANY SITE OTHER THAN THE ONE FOR WHICH THEY WERE SPECIFICALLY PREPARED. THE ARCHITECT DISCLAIMS RESPONSIBILITY FOR THESE PLANS AND SPECIFICATIONS IF THEY ARE USED IN WHOLE OR IN PART AT ANY OTHER SITE. WRITTEN DIMENSIONS ON THESE DRAWINGS SHALL HAVE PRECEDENCE OVER SCALED DIMENSIONS.

PROJECT OWNER & TITLE

SOUTH SAN FRANCISCO UNIFIED SCHOOL DISTRICT
398 B ST
SOUTH SAN FRANCISCO, CA 94080

SOUTH SAN FRANCISCO HS - ALTERATIONS TO ROOMS B-12 & B-13, AND C-3 & C-4
400 B STREET
SOUTH SAN FRANCISCO, CA 94080

SHEET TITLE

ENLARGED SITE PLAN & SITE DETAILS

SHEET ISSUE DATE: 12/04/25

DRAWN BY: EW,HB JOB NUMBER: 24411.01

SHEET NO.

A-102

CONSTRUCTION DOCUMENTS

DATE PLOTTED: 3/25/2026 4:31:09 PM FILE LOCATION: Autodesk Docs://24411 South SF High School - Special Needs/24411.01 SSFHS BLDG C SPED_A24.rvt

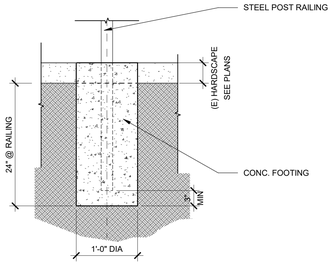

RAILING POST FOOTING | 1" = 1'-0" | 11

NOT USED

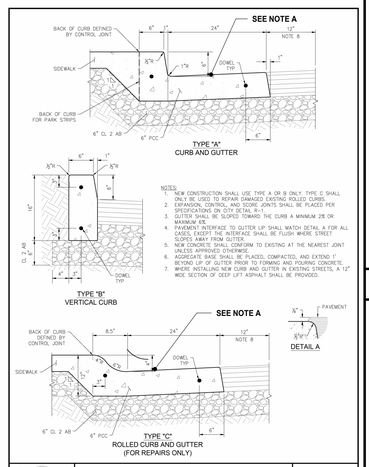

SOUTH SAN FRANCISCO PUBLIC WORKS ENGINEERING	CURBS AND GUTTERS	DEC 2021 R-2A

NOTE A:
CONTRACTOR TO RECONCILIATE CITY DETAILS HERE SHOWN FOR REFERENCE, WITH 1:20 MAX. COUNTER SLOPE PER 11B-406.5.8 COUNTER SLOPE OD SURFACES ADJACENT TO CURB RAMPS.

SSF CURBS AND GUTTERS | 1 1/2" = 1'-0" | 12

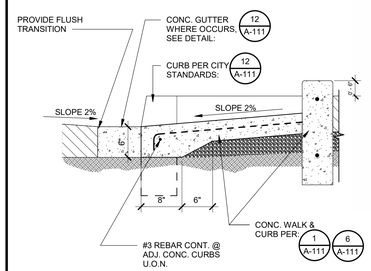

ACCESSIBLE CURB CUT | 1" = 1'-0" | 13

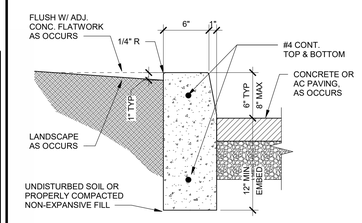

NOTES:
1. PROVIDE 1/2" PRE-MOLDED EXPANSION JOINTS AT 30'-0" O.C. MAX. MATERIAL PER STANDARD SPECIFICATIONS, CALIF. DEPT. OF TRANSPORTATION.
2. PROVIDE 1 1/2" DEEP CONTROL JOINTS AT 10'-0" O.C. MAX. "QUICK-JOINT" OR APPROVED EQUAL.

JOINTS TO MATCH ADJACENT CONCRETE FLATWORK, WHERE OCCURS.

CONCRETE CURB | 1 1/2" = 1'-0" | 6

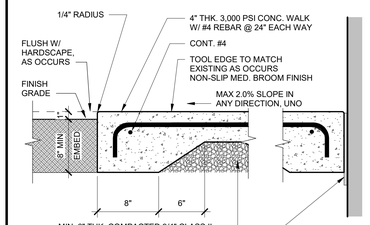

NOTE:
* SOIL UNDER NON-STRUCTURAL FLATWORK & REBAR EXEMPT FROM SPECIAL INSPECTION OR TESTING PER DSA 103 APPENDIX.

CONCRETE SITE FLATWORK | 1 1/2" = 1'-0" | 1

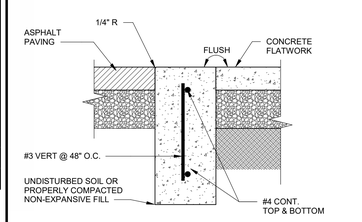

NOTES:
1. PROVIDE 1/2" PRE-MOLDED EXPANSION JOINTS AT 30'-0" O.C. MAX. MATERIAL PER STANDARD SPECIFICATIONS, CALIF. DEPT. OF TRANSPORTATION.
2. PROVIDE 1 1/2" DEEP CONTROL JOINTS AT 10'-0" O.C. MAX. "QUICK-JOINT" OR APPROVED EQUAL.

JOINTS TO MATCH ADJACENT CONCRETE FLATWORK, WHERE OCCURS.

FLUSH CONCRETE CURB | 1 1/2" = 1'-0" | 7

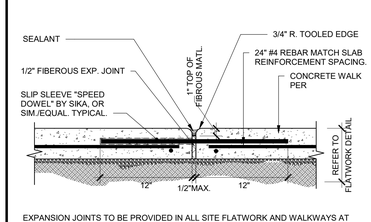

EXPANSION JOINTS TO BE PROVIDED IN ALL SITE FLATWORK AND WALKWAYS AT APPROX. 30FT O.C. EACH WAY, AND AT THE FACE OF ALL NEW OR EXISTING SITE WALLS OR BUILDING WALLS

MATCH EXISTING EXPANSION JOINT LOCATIONS, WHERE THEY OCCUR.

SEE SITE PLAN FOR LAYOUT

CONCRETE EXPANSION JOINT | 1 1/2" = 1'-0" | 2

ACCESSIBLE DROP OFF ZONE | 3/16" = 1'-0" | 9

(N) CONC. @ (E) DOWNSPOUT | 1 1/2" = 1'-0" | 8

CONTROL JOINTS TO BE PROVIDED IN ALL SITE FLATWORK AND WALKWAYS AT APPROX. 10FT O.C. EACH WAY AND AT ALL EQUIPMENT PAD CORNERS.

MATCH EXISTING CONTROL JOINT LOCATIONS, WHERE THEY OCCUR.

SEE SITE PLAN FOR LAYOUT

TYPICAL CONCRETE JOINT | 1 1/2" = 1'-0" | 3

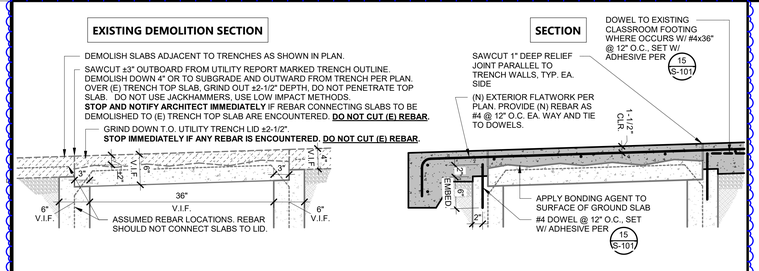

PIPE TRENCH PAVE-OVER | 1" = 1'-0" | 20

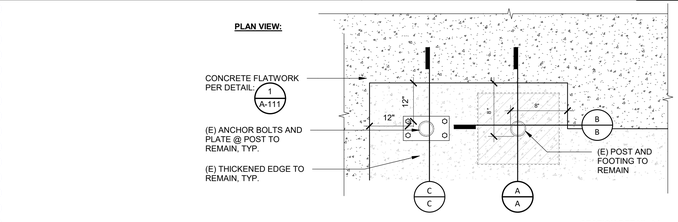

NOTES:
1. DO NOT DAMAGE EXISTING FOOTING OR REINFORCING BARS.
2. MAINTAIN EXISTING POST AND FOOTING IN PLACE, TYP.
3. POSITION EPOXY DOWELS BELOW THE NON-SHRINK GROUT LAYER TO PREVENT CONFLICT AND ENSURE PROPER BEARING AT THE SLAB INTERFACE.
4. MATCH NEW CONCRETE ELEVATION AND FINISH TO EXISTING, TYP.

SECTION DETAIL AA:

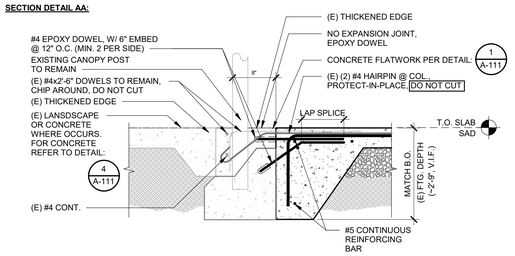

SECTION DETAIL BB:
FOR DETAIL NOTES REFER TO DETAIL SECTION AA

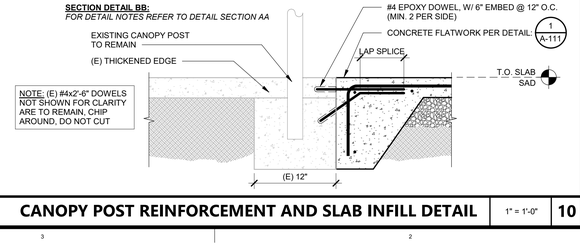

SECTION DETAIL CC:
FOR DETAIL NOTES REFER TO DETAIL SECTION AA

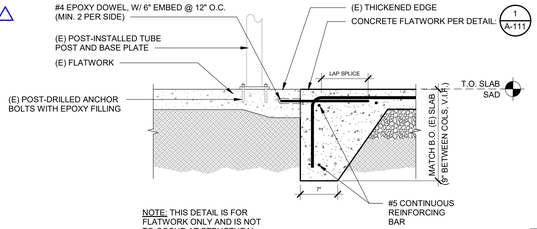

NOTE: THIS DETAIL IS FOR FLATWORK ONLY AND IS NOT TO OCCUR AT STRUCTURAL FOOTINGS

CANOPY POST REINFORCEMENT AND SLAB INFILL DETAIL | 1" = 1'-0" | 10

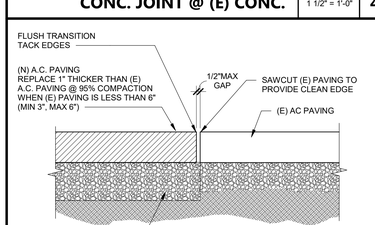

NOTE: PROVIDE ONLY HOT MIX ASPHALT, COLD PATCH NOT ACCEPTABLE

NOTE: PROVIDE 2X6 REDWOOD HEADER WHERE EDGE OF A.C. PAVING ABUTS LANDSCAPE OR GRAVEL SURFACE.

(E) AC REPLACEMENT | 1 1/2" = 1'-0" | 5

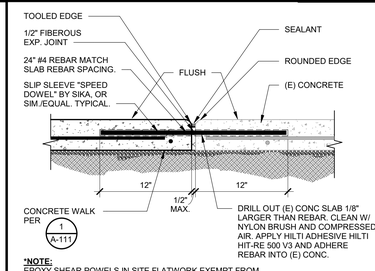

***NOTE:**
EPOXY SHEAR POWELS IN SITE FLATWORK EXEMPT FROM SPECIAL INSPECTION OR TESTING PER DSA 103 APPENDIX.

SEE SITE PLAN FOR LAYOUT

CONC. JOINT @ (E) CONC. | 1 1/2" = 1'-0" | 4

196
185 CLARA STREET, SUITE 101A
SAN FRANCISCO, CA 94107
TEL (628) 212-9200

CONSULTANTS

STRUCTURAL ENGINEER
19SIX ARCHITECTS
1119 GARDEN STREET
SANTA BARBARA CA 93101
TEL (805) 963-1210

MECHANICAL ENGINEER
CAPITAL ENGINEERING
11020 SUN CENTER DRIVE, SUITE 100
RANCHO CORDOVA, CA 95670
TEL (916) 851-3500

ELECTRICAL ENGINEER
CAPITAL ENGINEERING
11020 SUN CENTER DRIVE, SUITE 100
RANCHO CORDOVA, CA 95670
TEL (916) 851-3500

FIRE PROTECTION ENGINEER
CAPITAL ENGINEERING
11020 SUN CENTER DRIVE, SUITE 100
RANCHO CORDOVA, CA 95670
TEL (916) 851-3500

PROFESSIONAL STAMP DATE SIGNED:_____

LICENSED ARCHITECT FRANCIS CHAN C-7519 REN. 11-30-27 STATE OF CALIFORNIA

REVISIONS		ORIGINAL ISSUE DATE: 12/04/2025
NO.	DATE	DESCRIPTION
	Date 2	Revision 2

THE ARCHITECT DOES NOT REPRESENT THAT THESE PLANS OR THE SPECIFICATIONS ARE SUITABLE FOR ANY SITE OTHER THAN THE ONE FOR WHICH THEY WERE SPECIFICALLY PREPARED. THE ARCHITECT DISCLAIMS RESPONSIBILITY FOR THESE PLANS AND SPECIFICATIONS IF THEY ARE USED IN WHOLE OR IN PART AT ANY OTHER SITE. WRITTEN DIMENSIONS ON THESE DRAWINGS SHALL HAVE PRECEDENCE OVER SCALED DIMENSIONS.

PROJECT OWNER & TITLE
SOUTH SAN FRANCISCO UNIFIED SCHOOL DISTRICT
398 B ST
SOUTH SAN FRANCISCO, CA 94080

SOUTH SAN FRANCISCO HS - ALTERATIONS TO ROOMS B-12 & B-13, AND C-3 & C-4
400 B STREET
SOUTH SAN FRANCISCO, CA 94080

SHEET TITLE
SITE DETAILS

SHEET ISSUE DATE: 12/04/25

DRAWN BY: EW,HB JOB NUMBER: 24411.01

SHEET NO.
A-111

CONSTRUCTION DOCUMENTS

DATE PLOTTED: 3/25/2026 3:36:11 PM FILE LOCATION: Autodesk Docs://24411 South SF High School - Special Needs/24411.01 SSFHS BLDG C SPED_A24.rvt

ProTech
Consulting & Engineering

1208 Main Street
Redwood City, CA 94063

P: (650) 569-4020
E: office@protech-cal.com

Survey Report

Limited & Selective Pre-Renovation Survey & Evaluation

• Asbestos Containing Materials (ACM) •

March 18, 2026

Job No.: **093-AA25**

Client

South San Francisco Unified School District
398 B Street
South San Francisco, CA 94080

Report Attachments

1. Asbestos PLM laboratory report

Project	South San Francisco High School 398 B Street South San Francisco, CA	• Rooms C3 & C4
Service Areas Limits	ProTech's services were limited by the client to the Rooms C3 & C4 as directed by the client. Room C3 was occupied and inaccessible, but Rooms C3 & C4 are homogenous, and the results apply to both rooms.	
Scope of Work	ProTech conducted limited and selective indoor (non-comprehensive) environmental consulting services to assess conditions associated with asbestos-containing materials (ACM). Consulting services were requested to obtain regulatory compliance data prior to renovation of the project.	

Introduction

On March 16, 2026, ProTech Consulting & Engineering provided limited, and selective, non-comprehensive, indoor environmental consulting for the subject project. During this process, ProTech conducted a survey that included a visual assessment of the service areas and sample collection of suspect regulated materials. Our primary focus was on identifying Asbestos-Containing Materials (ACM).

The specifics of this survey, outlined in this report, were tailored exclusively to the client's requirements and deliberately exclude any services not cited. No additional work beyond the defined limits is implied or included. We emphasize the importance for the client to meticulously review this report, ensuring it matches their expectations. Environmental consulting services were conducted by ProTech's licensed and accredited staff as follows:

Consultant	Discipline	Issuing Agency	Certification ID
Emanuel Dounias	Asbestos, CAC Lead Inspector/Assessor	Cal OSHA CDPH	23-7464 LRC-3765
Ryan Cozart	Asbestos, SST Lead Inspector/Assessor Cal OSHA 40-hr HAZWOPER	Cal OSHA CDPH Cal OSHA	10-4634 LRC-3895 Certification

Services Requested by Client

This report details ProTech's findings, which encompass the analytical results, field observations, and evaluations in accordance with relevant regulatory standards. ProTech performed the following environmental consulting services:

Asbestos Survey

- **Site Reconnaissance:**
  ProTech's team conducted a visual survey of the project to identify and catalog the presence and location of suspected asbestos-containing materials (ACM) throughout the project area. Our inspectors documented these materials, grouping them into homogeneous categories based on their material type, color, texture, and size.
- **Physical Examination:**
  During the survey, our inspectors performed tactile assessments to determine the friability of the ACM. This hands-on examination was crucial for assessing whether the materials could easily crumble by hand, identifying them as friable. A thorough understanding of the physical condition of the materials was vital for accurate regulatory assessments.
- **Asbestos Bulk Sample Analysis:**
  Bulk samples of suspect asbestos materials were analyzed using polarized light microscopy (PLM) to determine the presence and type of asbestos fibers.

Sample Collection & Laboratory Analysis

- **Sample Plan Development:**
  ProTech's field team developed sampling strategies based on site conditions, scope of work requirements, project objectives, and applicable regulatory standards. Sample locations were identified, and sample quantities were determined to provide representative coverage of the suspect materials. Sampling methods were carefully chosen to prioritize environmental safety and minimize material impact.
- **Sample Collection:**
  ProTech's field team developed and implemented sampling strategies tailored to site conditions, project objectives, and regulatory standards. Sample locations and quantities were selected to ensure representative coverage of targeted suspect materials, prioritizing environmental safety and minimizing material disturbance. Tools were decontaminated before and after use, as necessary, to prevent cross-contamination. Water was applied for dust suppression during sampling when needed, and sample points were cleaned as required to maintain hygiene. The following sampling methods were utilized:
    - ***Bulk Samples***
      Bulk sampling involved the use of appropriate extraction tools with an emphasis on discretion and minimizing visibility. Where visible damage was present, samples were taken from these areas when feasible. Water was applied as needed to suppress dust, and sample areas were cleaned after collection.
- **Sample Packaging, Labeling, and Management:**
  All samples were packaged in appropriate containers, such as sealed zip-lock bags, glass jars, or HDPE containers, selected based on their suitability for the analytes of interest. Temperature-sensitive samples were immediately placed on ice to maintain their condition until delivery to the laboratory. Each sample was labeled with a unique identifier, and detailed information about the collection process was recorded on a chain of custody form. This documentation ensured sample traceability and maintained integrity from collection to analysis.

Reference Standards

The classification of a material is typically based on the concentration of its hazardous constituent. This concentration is often expressed as a percentage (%), parts per million (ppm), or milligrams per square centimeter (mg/cm²) as outlined below:

Asbestos		
Asbestos-Containing Material (ACM)	More Than 1%	Standard PLM
Asbestos-Containing Construction Material (ACCM)	Less than 1%	PLM 400 Point-count (or better)
Non-asbestos (ND)	No asbestos detected	PLM or other approved method
Hazardous Waste	1% or more & friable	PLM or other approved method

Asbestos Results & Assessment

Asbestos-Containing Materials (ACM)

No ACM was detected during this survey.

No Asbestos Detected (ND)

Material Description	Material, System, Location	Sample No.
1. Wall/ceiling sheetrock, joint tape & compound with texture	✓ C3 & C4 walls and ceilings throughout	01, 02
2. Wall/ceiling topping texture	✓ C3 & C4 walls and ceilings throughout	03, 04
3. White 12 x 12" floor tile with yellow mastic	✓ C3 & C4 floors	05, 06

Conclusions & Recommendations

General

Caution – Future Discovery of Regulated Materials

Some areas of this project may contain regulated materials that were concealed or inaccessible and therefore not identified during our initial assessment. Such materials may be exposed and discovered during subsequent operations. If any suspect regulated materials are identified during future activities, immediately halt all actions that might impact them and engage trained professionals for sampling and, if required, proper removal.

Asbestos Findings

No ACM or ACCM was detected during this survey.

Unique Treatment of Drywall Systems - Composite Analysis

The US Environmental Protection Agency (EPA) permits composite analysis for assessing asbestos content in drywall systems (only). This analysis combines the constituent layers – drywall, joint tape, and joint compound – into a single composite sample. This method often dilutes the asbestos content by mixing layers that contain asbestos with those that do not, potentially lowering the overall asbestos content below 1%. Such a reduction can lead to decreased regulatory burdens and lower project costs.

Composite Analysis Limits: Composite analysis is exclusively allowed for drywall systems, including joint tape and joint compound. It is not permitted for any other materials, including textures, skim coats, and topping compounds applied to drywall. This clarification is essential, as it specifically excludes all other materials from composite analysis, even when they are part of a drywall system.

Considerations for Other Regulatory Agencies: Confirmation sampling has verified that certain materials contain less than 1% asbestos. As a result, these materials are classified as non-Asbestos Containing Material (non-ACM) by agencies such as the US EPA, AQMD, and DTSC. This classification leads to reduced regulatory requirements and can significantly lower the costs associated with asbestos abatement.

Project Limitations

- Exclusive Use:

  This report is exclusively for ProTech's client and is not intended for use by any other party. The scope of work and results presented may not be suitable for other parties. ProTech's responsibility is limited to the specific scope of work performed. Any third-party use of this report is at their own risk, and they agree to defend and indemnify ProTech from any liability.

- Report Scope Limitations:

  This report outlines a survey designed to identify the presence, location, and estimated quantity of specified regulated materials within its defined scope and limitations. It is crucial to understand that this document is not intended as a work plan or project specification, nor does it serve as a hazard assessment. All quantities presented are estimates, and entities relying on this data for bidding or other contractual purposes are strongly advised to undertake independent verification. Additionally, this report does not evaluate potential future hazards that may arise from activities impacting the identified regulated materials. Each contractor and/or employer involved in the project is responsible for conducting their own assessment of potential exposure hazards and ensuring regulatory compliance

specific to their scope of work.

- **Assessment Based on Current Conditions:**
  This report and its evaluations are based on the current condition (at the time of our survey) of the project. It does not assess or predict future events that may impact the subject materials. Any changes in the condition of concern will require a new assessment by qualified environmental consultants.

- **Visually Accessible, Minimally Invasive Survey:**
  ProTech's services focused on visibly accessible areas and materials. While minor disturbances might have arisen during sampling, we avoided destructive demolition methods to uncover hidden and concealed conditions. Given these limitations, ProTech is not liable for unidentified chemicals of concern or any resulting aesthetic impact from our sampling process.

Survey Approach & Methodology

Asbestos Survey

During the asbestos survey, our team employed a methodical approach to identify and assess suspect homogeneous areas—defined as areas where materials are consistent in type, color, texture, and composition. The survey began with a visual inspection aimed at locating these materials, with a particular focus on building materials known to commonly contain asbestos.

Each suspected asbestos-containing material (ACM) was evaluated against EPA regulatory categories, which include Regulated Asbestos-Containing Material (RACM), Category I non-friable ACM, and Category II non-friable ACM. This evaluation concentrated on the material type, friability, and current condition. It is important to note that our assessment does not attempt to forecast future activities that could alter ACM categories.

During the assessment methodology we categorized materials according to their Cal/OSHA asbestos abatement classification of work, specifically Class I, Class II, and unclassified. These categories are determined based on the type of asbestos-containing material and its asbestos content by percentage (≥1%). Understanding these categories is crucial if asbestos abatement is initiated, as it aids in planning the appropriate handling, removal, and disposal procedures. It also helps in determining the necessary Personal Protective Equipment (PPE). This structured approach is designed to effectively address the varying levels of risk and potential for fiber release associated with different types of materials.

Bulk Sampling Methodology

- **Sample Collection:**
  Sample locations and collection methods were selected based on project objectives, on-site evaluations, field-derived sampling strategies, regulatory standards, and industry practices. The primary goal was to obtain a reliable representation of the materials being analyzed. To this end, efforts were made to collect samples in a way that minimized interference with the matrix and avoided the inadvertent release of hazardous substances. When possible, bulk samples were carefully taken from damaged or deteriorating areas to reduce the impact on the target materials. The process included misting these areas with water and extracting sample material with clean tools.

- **Sample Packaging:**
  Samples were packaged in containers chosen for their compatibility with the specific requirements of the analyte, such as sealed plastic zip-lock bags, glass, or high-density polyethylene (HDPE). Unique identifiers were used to label each container, accompanied by thorough documentation.

- **Sampling Tools and Decontamination Procedures:**
  Selection of sampling tools was based on the nature of the target material. These tools were decontaminated using wet-wipe methods before and after sample collection to prevent cross-contamination and ensure the integrity of the

sampling process.

- Chain of Custody Documentation:
  Chain of custody forms were maintained for all samples to ensure traceability from the point of collection to laboratory analysis, capturing all pertinent project details and sample information, thereby supporting the integrity of the sample and the credibility of the analytical results.

Laboratory Analysis

Asbestos Bulk Sample Analysis

Suspect asbestos samples were prepared by dry or wet sample dispersion (as appropriate) and analyzed by polarized light microscopy (PLM) – EPA Method 600/R-93-116.

Laboratory Certification

Asbestos Laboratory

Laboratories conducting asbestos analysis are accredited by programs such as the National Voluntary Laboratory Accreditation Program (NVLAP) and the AIHA Industrial Hygiene Laboratory Accreditation Program (IHLAP). These accreditations are crucial in ensuring rigorous quality control and quality assurance standards in asbestos testing, reflecting a commitment to accurate and reliable results.

Attachment 1

EMSL Analytical, Inc.

3501 Thomas Road, Unit 9 Santa Clara, CA 95054

Tel/Fax: (408) 913-2714 / (408) 913-2715

http://www.EMSL.com / santaclaralab@EMSL.com

EMSL Order:	472600774
Customer ID:	PROT51
Customer PO:	0316-093-06
Project ID:	

Attention: Protech
ProTech Consulting & Engineering
1208 Main Street
Redwood City, CA 94063

Phone: (650) 569-4020
Fax: (650) 569-4023
Received Date: 03/16/2026 7:02 PM
Analysis Date: 03/17/2026
Collected Date: 03/16/2026

Project: 093-AAT6 - SOUTH CITY HIGH SCHOOL ROOM C-4 SSF

Test Report: Asbestos Analysis of Bulk Materials via AHERA Method 40CFR 763 Subpart E Appendix E supplemented with EPA 600/R-93/116 using Polarized Light Microscopy

			Non-Asbestos		Asbestos
Sample	**Description**	**Appearance**	**% Fibrous**	**% Non-Fibrous**	**% Type**
1-Sheetrock *472600774-0001*	SHEETROCK AND JC	White Non-Fibrous Homogeneous		80% Gypsum 20% Non-fibrous (Other)	None Detected
1-Joint Compound *472600774-0001A*	SHEETROCK AND JC	White Non-Fibrous Homogeneous		80% Ca Carbonate 20% Non-fibrous (Other)	None Detected
1-SR/JC Composite *472600774-0001B* *This is a composite result of the sheetrock and joint compound.*	SHEETROCK AND JC	White Non-Fibrous Homogeneous		40% Ca Carbonate 40% Gypsum 20% Non-fibrous (Other)	None Detected
2-Sheetrock *472600774-0002*	SHEETROCK AND JC	White Non-Fibrous Homogeneous		80% Gypsum 20% Non-fibrous (Other)	None Detected
2-Joint Compound *472600774-0002A*	SHEETROCK AND JC	White Non-Fibrous Homogeneous		80% Ca Carbonate 20% Non-fibrous (Other)	None Detected
2-SR/JC Composite *472600774-0002B* *This is a composite result of the sheetrock and joint compound.*	SHEETROCK AND JC	White Non-Fibrous Homogeneous		40% Ca Carbonate 40% Gypsum 20% Non-fibrous (Other)	None Detected
3 *472600774-0003*	TOPPING TEXTURE	White Non-Fibrous Homogeneous		80% Ca Carbonate 20% Non-fibrous (Other)	None Detected
4 *472600774-0004*	TOPPING TEXTURE	White Non-Fibrous Homogeneous		80% Matrix 20% Non-fibrous (Other)	None Detected
5-VFT *472600774-0005*	12 X 12 VFT/ YELLOW MASTIC	White Non-Fibrous Homogeneous		80% Matrix 20% Non-fibrous (Other)	None Detected
5-Mastic *472600774-0005A*	12 X 12 VFT/ YELLOW MASTIC	Yellow Non-Fibrous Homogeneous		80% Matrix 20% Non-fibrous (Other)	None Detected
6-VFT *472600774-0006*	12 X 12 VFT/ YELLOW MASTIC	White Non-Fibrous Homogeneous		80% Matrix 20% Non-fibrous (Other)	None Detected
6-Mastic *472600774-0006A*	12 X 12 VFT/ YELLOW MASTIC	White Non-Fibrous Homogeneous		80% Matrix 20% Non-fibrous (Other)	None Detected

Initial report from: 03/17/2026 20:05:00

EMSL Analytical, Inc.

3501 Thomas Road, Unit 9 Santa Clara, CA 95054

Tel/Fax: (408) 913-2714 / (408) 913-2715

http://www.EMSL.com / santaclaralab@EMSL.com

EMSL Order:	472600774
Customer ID:	PROT51
Customer PO:	0316-093-06
Project ID:	

Analyst(s)

Aimee Hartwig (5)

Christian Albayalde (7)

Aimee Hartwig, Laboratory Manager
or Other Approved Signatory

EMSL maintains liability limited to cost of analysis. Interpretation and use of test results are the responsibility of the client. This report relates only to the samples reported above, and may not be reproduced, except in full, without written approval by EMSL. EMSL bears no responsibility for sample collection activities or analytical method limitations. The report reflects the samples as received. Results are generated from the field sampling data (sampling volumes and areas, locations, etc.) provided by the client on the Chain of Custody. Samples are within quality control criteria and met method specifications unless otherwise noted. The above analyses were performed in general compliance with Appendix E to Subpart E of 40 CFR (previously EPA 600/M4-82-020 “Interim Method”) but augmented with procedures outlined in the 1993 (”final”) version of the method. This report must not be used by the client to claim product certification, approval, or endorsement by NVLAP, NIST or any agency of the federal government. Non-friable organically bound materials present a problem matrix and therefore EMSL recommends gravimetric reduction prior to analysis. Unless requested by the client, building materials manufactured with multiple layers (i.e. linoleum, wallboard, etc.) are reported as a single sample. Estimation of uncertainty is available on request.

Samples analyzed by EMSL Analytical, Inc. Santa Clara, CA NVLAP Lab Code 600318-0

Initial report from: 03/17/2026 20:05:00

OrderID: 472600774

ProTech
Consulting & Engineering
1208 Main Street, Redwood City, CA 94063
Phone: (650) 569-4020 Fax: (650) 569-4023
info@protech-cal.com

#472600774

Page 1 of 1
Job # _____
P.O. # _____

General Information

Date: 3/16/26
Job ID: South City High School Room C4 SSF
Collected By: Nelson
Lab: EMSL

Analysis Requested

- ☐ PCM NIOSH 7400
- ☐ TEM
  - ○ AHERA
  - ○ Level 2
  - ○ Bulk Quantitative
  - ○ Bulk Qualitative
- ☑ PLM BULK - EPA/600/R/116
- ☐ Lead
  - ○ AA
  - ○ TTLC
  - ○ STLC
  - ○ TCLP
- ☐ Mold _____
- ☐ Other _____

Turn Around Time

- ☐ Rush
- ☐ 12 hours
- ☑ 24 hours
- ☐ 48 hours
- ☐ 3-5 days
- ☐ _____

Special Instructions

☐ Prior Positive

Filter Type: ☐ MCE, 0.8 µm, 25mm ☐ MCE, 0.45µm, 25mm ☐ MCE, 0.8µm, 37mm ☐ Other _____

Sample #	Sample Type	Sample Protocol	Location / Activity / Material Description	Time On/Off	LPM	Total Min. / Total Vol. Fibers/Fields	Results
# 1-2	☐ Post ☐ Area ☐ Background ☐ Personal ☐ Blank ☐ Bulk	☐ Amb. ☐ ALS ☐ Agg.	Sheetrock 5TH	on _____ off _____ pump# ____	on _____ end _____ Ave _____ Roto# _____		
3-4			Topping Texture				
# 5-6	☐ Post ☐ Area ☐ Background ☐ Personal ☐ Blank ☐ Bulk	☐ Amb. ☐ ALS ☐ Agg.	12x12 VFT/Ceiling Mastic	on _____ off _____ pump# ____	on _____ end _____ Ave _____ Roto# _____		
#	☐ Post ☐ Area ☐ Background ☐ Personal ☐ Blank ☐ Bulk	☐ Amb. ☐ ALS ☐ Agg.		on _____ off _____ pump# ____	on _____ end _____ Ave _____ Roto# _____		
#	☐ Post ☐ Area ☐ Background ☐ Personal ☐ Blank ☐ Bulk	☐ Amb. ☐ ALS ☐ Agg.		on _____ off _____ pump# ____	on _____ end _____ Ave _____ Roto# _____		
#	☐ Post ☐ Area ☐ Background ☐ Personal ☐ Blank ☐ Bulk	☐ Amb ☐ ALS ☐ Agg.		on _____ off _____ pump# ____	on _____ end _____ Ave _____ Roto# _____		
#	☐ Post ☐ Area ☐ Background ☐ Personal ☐ Blank ☐ Bulk	☐ Amb. ☐ ALS ☐ Agg.		on _____ off _____ pump# ____	on _____ end _____ Ave _____ Roto# _____		
#	☐ Post ☐ Area ☐ Background ☐ Personal ☐ Blank ☐ Bulk	☐ Amb. ☐ ALS ☐ Agg.		on _____ off _____ pump# ____	on _____ end _____ Ave _____ Roto# _____		
#	☐ Post ☐ Area ☐ Background ☐ Personal ☐ Blank ☐ Bulk	☐ Amb. ☐ ALS ☐ Agg.		on _____ off _____ pump# ____	on _____ end _____ Ave _____ Roto# _____		
#	☐ Post ☐ Area ☐ Background ☐ Personal ☐ Blank ☐ Bulk	☐ Amb. ☐ ALS ☐ Agg.		on _____ off _____ pump# ____	on _____ end _____ Ave _____ Roto# _____		
#	☐ Post ☐ Area ☐ Background ☐ Personal ☐ Blank ☐ Bulk	☐ Amb. ☐ ALS ☐ Agg.		on _____ off _____ pump# ____	on _____ end _____ Ave _____ Roto# _____		

CHAIN OF CUSTODY

Relinquished By:	Date/Time	Received By:	Date/Time
[illegible]	3/16/26	[illegible]	3/16/26 5:46pm

BESS
UTILITY SOLUTIONS

2463 Tripaldi Way, Hayward, CA 94545 Tel (408) 988-0101 - Fax (408) 988-0103 www.besstestlab.com
GPR Concrete Scanning - Utility Locating - Potholing - Mobile LiDar 3D Scanning - 3D GPR Imaging

Utility Locating & GPR Utility Scanning

Report For

Project Site:
400 B Street
South San Francisco, CA

March 23, 2026

Attention: Wazi Chowdhury March 23, 2026

Reference #: 12-6-3865

Scope of Work
BTL was contracted to provide utility locating and GPR utility scanning services on site in San Francisco, CA. All utilities were requested to be marked by their appropriate designated utility color. Any unknown utilities are to be marked in pink and marked as "unknown".

RF Utility Locating and GPR Utility Scanning Approach

BTL Crew
SUE Foreman: Feleti Ualesi

Equipment
BTL Locating Crews use RF (Radio Frequency) utility locators combined with GPR (Ground Penetrating Radar) to locate known and unknown underground utilities.

Marking Materials
Markings are done with water based pink paint, pink metal wire flags (bio degradable flags available upon request) and/or wooded laths.

Technical Approach
BTL crews uses the direct connect method when locating underground utilities. Horizontal accuracy of our locators are 6"on each side of markings, although industry standards by law in California allows for 2 feet on each side of markings. Vertical accuracy "Electronic depths" are strictly an estimate. Our Equipment standards suggest our locators are fall with-in 5% of actual depths. Our GPR equipment for utility scanning consist of a 400 MHz and 200MHz antennas.

Results
Designated area was marked and located, our technicians ran GPR to see potential unknown utilities or anomalies that could be threats during excavation work. The following utilities have been located and marked. Electrical, Gas, Water, Communication, Sewer/Storm Drain, Irrigation, and GPR Unknown.

Standard report was put together to display the utilities on images taken in the field. Images are to be used as visual reference, they are not to scale and should not be used for measurements or anything else than their intended purpose. During preparation of report, the job site was reviewed. Special attention was taken to make sure no other utilities were missed as apart of our quality control procedure.

SD/SS WATER ELEC GAS UNKNOWN COMM IRR

SD/SS WATER ELEC GAS UNKNOWN COMM IRR

SD/SS WATER ELEC GAS UNKNOWN COMM IRR

SD/SS WATER ELEC GAS UNKNOWN COMM IRR



SD/SS WATER ELEC GAS UNKNOWN COMM IRR



SD/SS WATER ELEC GAS UNKNOWN COMM IRR



SD/SS WATER ELEC GAS UNKNOWN COMM IRR

SD/SS WATER ELEC GAS UNKNOWN COMM IRR

SD/SS WATER ELEC GAS UNKNOWN COMM IRR



SD/SS WATER ELEC GAS UNKNOWN COMM IRR



SD/SS WATER ELEC GAS UNKNOWN COMM IRR



SD/SS WATER ELEC GAS UNKNOWN COMM IRR

SD/SS WATER ELEC GAS UNKNOWN COMM IRR

SUBSTITUTION REQUEST FORM

TO: **19six Architects**

PROJECT: South San Francisco High School: Alterations to 1-Elevator/ Restroom Bldg B and Classroom Bldg.C

SPECIFIED ITEM: FRP Doors

Section No.: 08 17 43
Paragraph No.: 08 17 43 - 3, paragraph 3
Description: Manufacturer - only one listed: Special-Lite, Inc.

Proposed Substitution: CORRIM

Reason for Substitution:

- CD&F uses CORRIM as FPR door providers

I. Information on changes to Drawings and/or Specifications which proposed Substitution will require: provide written response below or attach responses if additional space is required.

1. Will changes to the building design, including engineering & detailing be caused by this Substitution?

   - No, this substitution will not be in conflict with the design, engineering or detailing.

2. What effect does Substitution have on other trades?

   - The proposed substitution will have no effect on other trades.

3. What are the differences between proposed Substitution & specified item?

   - Both meet the requested codes and specifications, plus, CORRIM has a lifetime warranty against corrosion.

4. What are differences in product cost and delivery time?

- There are no differences, both have a 6–10 week leadtime.

5. What is manufacturers written warranties / guarantees of proposed Substitution?

- CORRIM has a 10-year warranty for material and workmanship and a lifetime warranty against corrosion.

II. Attach data which includes: product description, specifications, drawings, photographs, performance and test data required for evaluation of request; with applicable portions of data clearly identified.

III. Attach data which includes a description of changes to Contract Documents that proposed Substitution will require for its proper installation.

The undersigned certifies that the following paragraphs, unless modified by attachments, are correct:

1. The proposed Substitution does not affect dimensions shown on drawings.
2. The undersigned will pay for changes to the building design, including engineering design, detailing, and construction costs caused by the requested Substitution.
3. The proposed Substitution will have no adverse effect on other trades, the construction schedule, or specified warranty requirements.
4. Maintenance and service parts will be readily available for the proposed Substitution.
5. Finishes will not be altered

The undersigned further states that the function, appearance, and quality of the proposed Substitution are equivalent or superior to the specified item.

Submitted by:

Subcontractor Signature: Ayde Salvatierra

Subcontractor Name & Company (print): Ayde Salvatierra - Commercial Door & Frame, Inc.

Address: 3018 Alvarado St. Unit B. San Leandro, CA. 94577

Date: 03/19/2026 Telephone: 510.957.5108

General Contractor Signature:

General Contractor Name & Company (print): Vince Guidi - Zone 4 Construction, Inc.

Address: 1022 Center Street, San Carlos, CA 94070

Date: 3/20/2026 Telephone: 650-207-3851

Attachments:

For use by Architect:

[ ] Accepted.
[ ] Not Accepted.
[ ] Accepted as noted.
[ ] Received too late.

By:

Date:

Remarks:

END OF DOCUMENT

CORRIM

Corrosion Immune Fiberglass Doors & Frames

AMERICA'S PREMIER INDUSTRIAL FIBERGLASS DOOR AND FRAME SYSTEM WILL NEVER RUST — GUARANTEED — EVEN IN HIGHLY CORROSIVE ENVIRONMENTS

SERVING THE INTERNATIONAL ARCHITECTURAL / CONSTRUCTION INDUSTRY FOR OVER 30 YEARS

- Lifetime warranty against corrosion
- Urethane foam, end grain balsa, honeycomb or mineral core available
- Smooth or pebble face sheets available
- Polyurethane, prime or gelcoat finish available
- Completely sealed against the elements
- Chemical and salt resistant
- Beveled lock edge on active leaves
- Wide range of frames and hardware preps
- Unlimited design and application capabilities
- Tough, abuse resistant - passed 1 million cycle slam test
- Impervious to moisture, gasses and bacteria
- Ideal where FDA/USDA/OSHA regulations must be considered

UL approved 20 to 90 minute positive pressure FRP doors and FRP frames

Florida Building Code Approved Including HVHZ

SPECIFICALLY DESIGNED FOR:

Animal Shelters
Car Washes / Marinas
Chemical Plants / Refineries
Clean Rooms
Detention Facilities
Food Processing
Hospitals
Offshore Platforms
Pharmaceuticals
Pools / Chlorine Rooms
Pulp / Paper Mills
Schools
Sports Facilities
Utilities
Veterinary Facilities
Waste Water Treatment Plants
Water Parks / Showers
Water Treatment Plants
YMCAs
Zoos / Aquariums

DHI Door Security + Safety Professionals

AZFA AQUARIUM & ZOO FACILITIES ASSOCIATION

INTERNATIONAL CARWASH ASSOCIATION®

CORRIM

1870 Stillman Drive Oshkosh, WI 54901-1010
Phone: 920-231-2000 • Fax: 920-231-2238
www.corrim.com • info@corrim.com

Distributed By:

All products manufactured with the assistance of renewable energy

Proudly made in the USA

CORRIM FIBERGLASS (FRP)

DOORS

TYPICAL DOOR CONFIGURATIONS

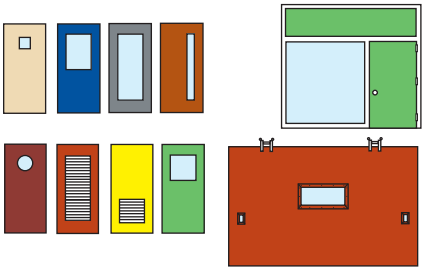

Transom and Sidelite Door Systems

Sliding Panels with Vision Area

TYPICAL CONSTRUCTION DETAIL

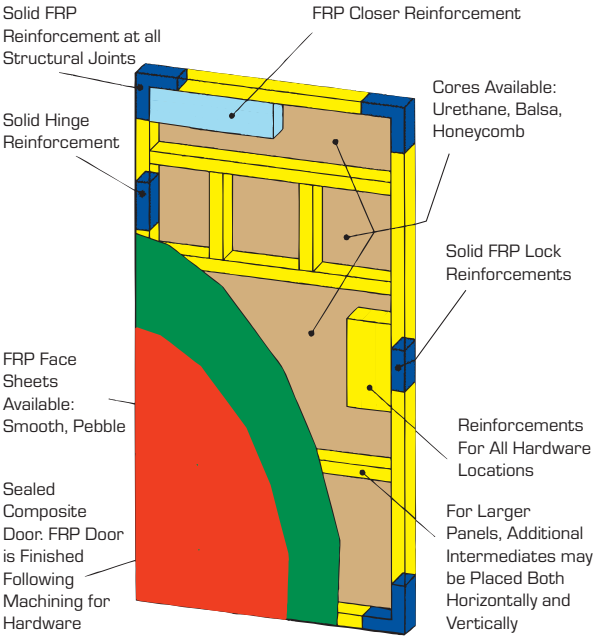

FRAMES

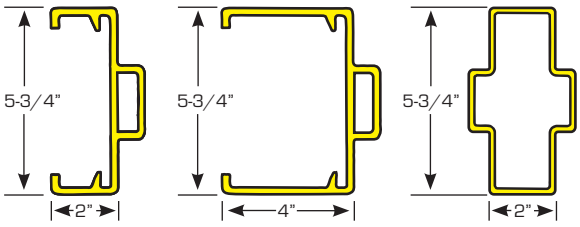

Standard Frames

MODIFIED FRAMES

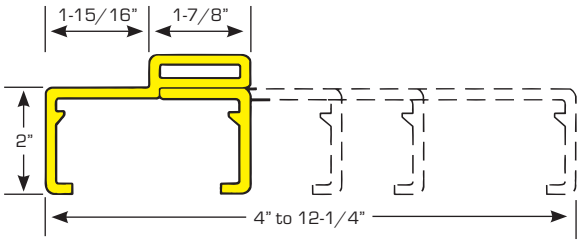

Contact factory for special frame depth sizes.

TYPICAL FRAME GLAZING OPTIONS

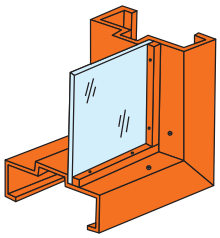

Standard Glazing
(standard)

TYPICAL DOOR GLAZING OPTIONS

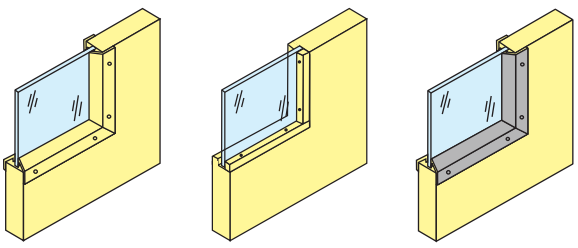

Single Glazing
(standard)

Rabbetted Single Glazing
(optional)

Sanitary Single Glazing SS MVF
(optional)

FIXED WALL LOUVER

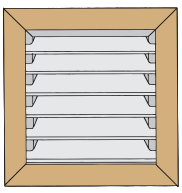

Vertical Center Mullion Post Required when Overall Width is Greater than 3 Feet

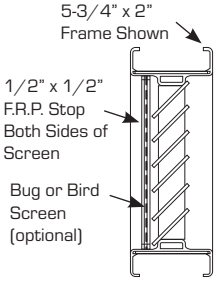

65% Free Area

In accordance with a continuing program of product research and development, CORRIM reserves the right to change design and/or details of its products without notice.

UL APPROVED FRP DOORS AND FRP FRAMES

When a fire rating must be combined with corrosion resistance and security - Corrim fire doors and frames are ideal. The solid mineral core door, combined with structural FRP stiles and rails is totally sealed and impervious to the invasion of moisture, gases and bacteria.

Corrim's UL labeled FRP frames have the same strong, pultruded profile as our non-rated frames. Our light weight, hollow back frame does not require backfilling with grout — making installation a breeze. Multiple anchor options are available. As with all of Corrim's FRP products, our fire rated doors and frames come with a lifetime warranty against corrosion.

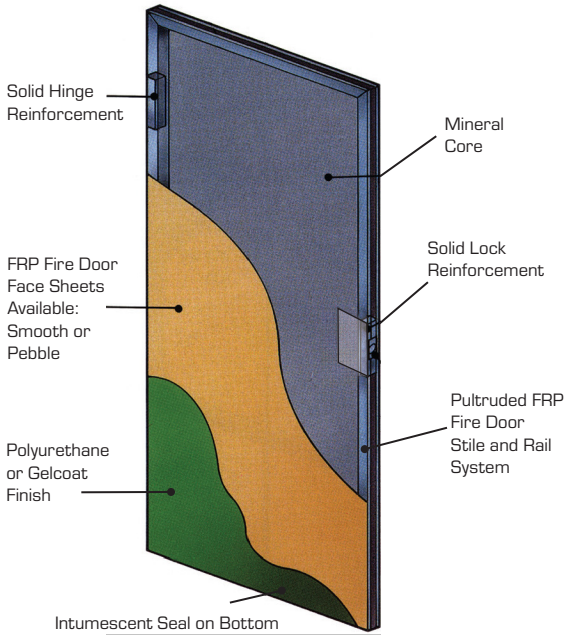



- 20, 30, 45, 60 and 90 minute UL labels
- Passed ANSI/UL 1-1/2 hour fire, hose stream and positive, neutral/negative pressure tests
- Self-sealing against flames, smoke and fumes
- Passed the 250° temperature rise rating
- Singles up to 4-0 x 8-0
- Pairs up to 8-0 x 8-0
- Passed the slam and durability test per ANSI A151.1
- FBC (Florida Building Code) approved for single openings
- Intumescent seal applied to frame

AVAILABLE ANCHORS FOR UL LABELED FRP FRAMES

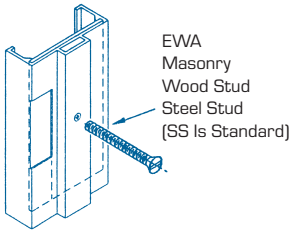

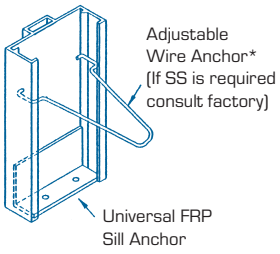

GLAZING DETAILS FOR UL LABELED FRP DOORS

Metal Vision Frame with Fire Rated Glass

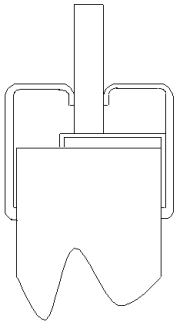

- Lites up to 100 square inches for 60 and 90 minute doors (larger sizes available with temperature rise rated glazing)
- Lites up to 1296 square inches for 30 and 45 minute doors
- Louver up to 24" x 24" with Fusible Link, non temperature rise only

ASTRAGAL OPTIONS FOR 90 MINUTE RATED PAIRS

Metal Astragal Required On 90 Minute Pairs With A Lock And Flushbolt Or Surface Bolts And Surface Vertical Rod/Mortise Exit Devices.

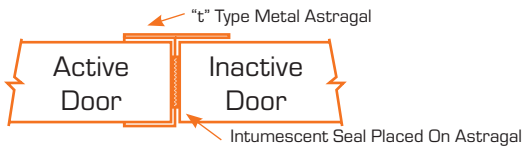

Metal Edges Required On 90 Minute Pairs With A Surface Vertical Rod/Surface Vertical Rod Devices

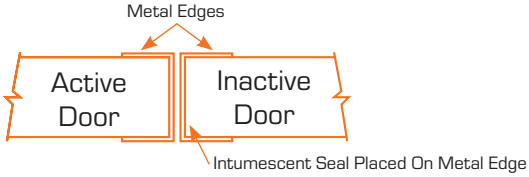

STANDARD COLORS


Polyurethane Primer*


WG-7000 White

NG-74306 Beige

AG-7505 Standard Gray

LG-7053 Blue

*** PRIME FINISH RECOMMENDED FOR NEW CONSTRUCTION**

OPTIONAL COLORS


UG-7160 Light Yellow

LG-70917 Light Blue

GG-70618 Aqua

LG-70097 Royal Blue

TG-7300 Santa Fe Tan

YG-70064 Burnt Orange

NG-7501 Antique Brown

NG-99999 Dark Brown

GG-70059 Green

GG-70907 Forest Green

RG-70666 Brick Red

MG-70009 Burgundy

AG-72119 Light Gray

AG-71275 Medium Gray

AG-7552 Dark Gray

NG-74103 Dark Bronze

RE-7074 Safety Red

YG-70672 Safety Orange

UG-7011 Yellow

GG-71354 Safety Green

FINISH	SMOOTH FACESHEET	PEBBLE FACESHEET
Polyurethane Flat	Optional	N/A
Polyurethane Semi - Gloss	**Standard**	**Standard**
Polyurethane Gloss	Optional	Optional
Gel Coat Matte	Optional	N/A

Custom color matching is available. Corrim prefers to match with RAL color numbers

All colors shown have been matched within limits of reproduction methods and actual color may vary.

www.corrim.com

In accordance with a continuing program of product research and development, CORRIM reserves the right to change design and/or details of its products without notice.

SUBSTITUTION REQUEST FORM

TO: **19six Architects**

PROJECT: South San Francisco High School: Alterations to 1-Elevator/ Restroom Bldg B and Classroom Bldg.C

SPECIFIED ITEM: Steel Frames (Hollow Metal)

Section No.: 08 11 13 - Steel Doors and Frames

Paragraph No.: 08 11 13 -10, parragraph 1

Description: List of acceptable manufacturers.

Proposed Substitution: Mesker Door

Reason for Substitution:

- CD&F uses Mesker Door who has reduced lead times and provides more technical support.

I. Information on changes to Drawings and/or Specifications which proposed Substitution will require: provide written response below or attach responses if additional space is required.

1. Will changes to the building design, including engineering & detailing be caused by this Substitution?

- No

2. What effect does Substitution have on other trades?

- This change will not affect any other trades.

3. What are the differences between proposed Substitution & specified item?

- There are no differnces since they both meet the specified codes.

4. What are differences in product cost and delivery time?

• Mesker manufactures its products in four strategic locations in the USA (Alabama, Arizona, Florida, and Texas) and utilizes an international network of distributors, which means that if needed we can receive their products anywhere within 72-Hours to10-Days.

5. What is manufacturers written warranties / guarantees of proposed Substitution?

• One year warranty.

II. Attach data which includes: product description, specifications, drawings, photographs, performance and test data required for evaluation of request; with applicable portions of data clearly identified.

III. Attach data which includes a description of changes to Contract Documents that proposed Substitution will require for its proper installation.

The undersigned certifies that the following paragraphs, unless modified by attachments, are correct:

1. The proposed Substitution does not affect dimensions shown on drawings.
2. The undersigned will pay for changes to the building design, including engineering design, detailing, and construction costs caused by the requested Substitution.
3. The proposed Substitution will have no adverse effect on other trades, the construction schedule, or specified warranty requirements.
4. Maintenance and service parts will be readily available for the proposed Substitution.
5. Finishes will not be altered

The undersigned further states that the function, appearance, and quality of the proposed Substitution are equivalent or superior to the specified item.

Submitted by:

Subcontractor Signature: Ayde Salvatierra

Subcontractor Name & Company (print): Ayde Salvatierra, Commercial Door & Frame, Inc.

Address: 3018 Alvarado St. Unit B. San Leandro, CA. 94577

Date: 03/19/2026 Telephone: 510.957.5108

General Contractor Signature: Vince Guidi

General Contractor Name & Company (print): Vince Guidi - Zone 4 Construction, Inc.

Address: 1022 Center Street, San Carlos, CA 94070

Date: 3/20/2026 Telephone: 650-207-3851

Attachments:

For use by Architect:

[ ] Accepted.
[ ] Not Accepted.
[ ] Accepted as noted.
[ ] Received too late.

By:

Date:

Remarks:

END OF DOCUMENT

Through and through, our metal frames stand strong

As the oldest hollow metal fabricator in the United States, Mesker is the nationwide authority for many architects and contractors. We are committed to providing the best hollow metal products for the best value. We listen to our customers' needs and utilize superior engineering knowhow. We use only premium components and we guarantee complete customer satisfaction. Our system is a steadfast strategy which rewards our customers for their investment in Mesker. Much like our doors, we offer a complete line of hollow metal frames which boast the ingenuity and ruggedness you expect. Our frames are quality engineered, resulting in long frame life and best-in-class fit & finish. Mesker's strength not only comes from our premium components, but also in our value. We offer exceptional quality at a price the buyer will appreciate. We offer many styles including communicating, double egress, single rabbet, cased opening, and equal rabbet frames in a variety of stock sizes, profiles and face widths. To ensure superior fit and finish, and maximum product life, every Mesker frame is manufactured as specified:

7 GAUGE HINGE REINFORCEMENTS

- For the Strongest Applications = Maximum Load Strength + Sag Resistance
- Mesker's Standard Frame Hinge Locations are 5" (from Top of Frame Rabbet to Top of Top Hinge), 10" (from Bottom of Frame to Bottom of Bottom Hinge), and EQUAL (the center hinge is equidistant from the top and bottom hinges)
  - Mesker's Standard Frame Strike Location is 40-5/16"
  - All SDI Manufacturer's Locations, and custom locations, are available.

DURABLE FINISH

- Mesker Primed Grey (Standard)
  - Water Based, Flow Coat, Baked On Finish
- Unprimed GALV or G90 Galv. (Optional)

MESKER Paint

(Optional)
Thousands of Colors Available

TIGHT BEND LINES

- Sharp, Crisp Corners and tight Bend Lines Every Time
- Great Fit Creating Smooth Welding Transitions

4-TAB LOCKING SYSTEM & PERFECT MITERED CORNERS

- Perfect Alignment
- Added Strength

STEEL DOOR INSTITUTE
MEMBER

PREMIUM COMPONENTS

- 14 gauge Projection Welded One Piece Strike Reinforcements to Ensure Optimal Safety and Security
- Factory Installed Plaster Guards Standard on All F Series Hinge Reinforcements
- 16 gauge Floor Anchors Standard on All F Series Hinge and Strike Jambs
- 14 gauge Closer Reinforcement (optional)
- Wide Selection of Anchors Available for a Variety of Installation Applications.



THE STRONGEST STEEL

- 16 Gauge (Standard)
  - 14 & 12 gauge Available
- CRS (Standard)
  - GALV and G90
  - Primed Available

American Recycled Steel



U.S. GREEN BUILDING COUNCIL LEED USGBC

A VARIETY OF FRAME PROFILES AVAILABLE

- Drywall & Masonry Frames
- Pocket, Kerfed, & Thermal Break Frames
- RF - Adjustable Frames, Remodel Frames, & ProHung Frames
- Flush Face, Double Egress, Hospital Stop, & Cased Open Frames
- Unequal and Equal Rabbet, Single and Double Rabbet Frames



WELDED FRAMES AND UNIQUE ELEVATIONS AVAILABLE

- Mullion and Stick
- 3 Sided Welded Frames
- Elevations
- Curved & Arched Top Frames





MASONRY FRAMES (F-SERIES)

The standard F-SERIES Masonry Frame is the best stock hollow metal assembly in the industry. In fact, we have proven our caliber for more than 150 years — a testament to our craftsmanship.

We use only the best materials, like 12, 14, or 16 gauge cold rolled steel, G90 Galvanized or Galvannealed steel for corrosive applications. State-of-the-art technology is employed for consistent and accurate quality, such as our computer-controlled mig welders and an overhead trolley line paint booth. Mesker surpasses the industry requirements by using 3/16 inch hinge reinforcements to outlast the heaviest doors.

Our F-SERIES frames are fire-rated 3 hour and receive an embossed UL label standard.

DRYWALL FRAMES (FDJ-SERIES, Afterset)

There is a major difference in our FDJ-SERIES drywall frame when compared with other competitors. We use only 16 gauge cold-rolled or Galvannealed steel, not the thinner gauges manufactured by many competitors. Our heavy gauge frames are designed to be pressure-fitted to the wall which improves unit life, and ensures durability with less torsion and sagging.

Because we use heavier gauge steel for our frame, stronger 3/16 inch hinge reinforcements can be welded to the rigid structure to hang heavier wood or metal doors.

Average installation time is 4-5 minutes per frame using our adjustable jamb lock for secure anchoring. Additionally, two dimpled holes at the base of each jamb stabilize the frame during installation.

Our FDJ-series frames are fire-rated 1-1/2 hours and receive an embossed UL label standard.

FLUSH FACE FRAMES (FF SERIES)

Our flush face frames are built without returns and are designed to sleeve the wall after wall construction is complete. The unique face of the FF Series frame is designed with nail and screw holes punched into the face of the frame for easy installation into the finished wall, to be finished with a sharp, aftermarket casing/trim section. The oblong holes are positioned to screw the trim to the wall stud, without having to drill through the 16 gauge frame material.

- Available Fire Rated up to 1-1/2 Hours.

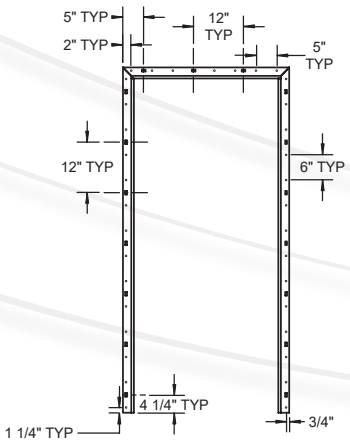









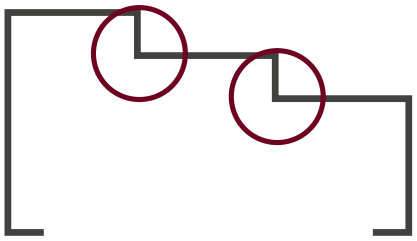

DOUBLE EGRESS (DE) OPTION

The Mesker Double Egress Frame provides a means of egress in opposite directions through the same frame opening. Double Egress frames are ideal for hospitals, assisted living facilities, universities and other institutions where bi-directional corridor traffic is preferred.

- Available in Masonry and Drywall Frames
- Masonry Frames are available Fire Rated Up To 3 Hours
- Drywall Frames are Fire Rated Up To 1-1/2 Hours

HOSPITAL STOP OPTION



The Mesker Hospital Stop frame provides stops at a 45 degree angle, (at 4", 6", or 8" above the floor), to allow space for health care facilities to effectively clean, sweep, and mop around the base of the frame without the stop getting in the way. This helps prevent the ability of bacteria to hide in the bends of the frame stop, and allows effective sanitation in high traffic areas. Hospital stop frames are ideal for any facility where heavy cleaning and mopping occur around the doorways. This is especially true for hospitals, nursing homes, assisted living facilities and other healthcare facilities.

- Available in Masonry and Drywall Frames
- Masonry Frames are available Fire Rated Up To 3 Hours
- Drywall Frames are Fire Rated Up To 1-1/2 Hours

CASED OPEN OPTION

The Mesker Cased Open frame is designed to frame out an opening through a wall where no door is desired. This same frame is designed as the frame of choice for double acting doors.



- Available in Masonry and Drywall Frames
- Masonry Frames are available Fire Rated Up To 3 Hours
- Drywall Frames are Fire Rated Up To 1-1/2 Hours

GENERAL INFORMATION

Standard Warranty

Mesker Door™ Inc. warrants for a period of one (1) year from date of shipment, all material manufactured by us to be free from defects in material and workmanship under normal use and service. All such material is supplied subject to this warranty. The company's obligation there under is limited to repairing or replacing at its option any such material which, upon examination is found to have been defective. This warranty is expressly in lieu of all other warranties expressed or implied, and of all obligations or liabilities on its part for damages, including but not limited to consequential damages. No agent is authorized to assume for it any liability except as set forth above. Nor does Mesker Door™ Company assume any liability for modifications performed on materials after said materials leave Mesker's factory.

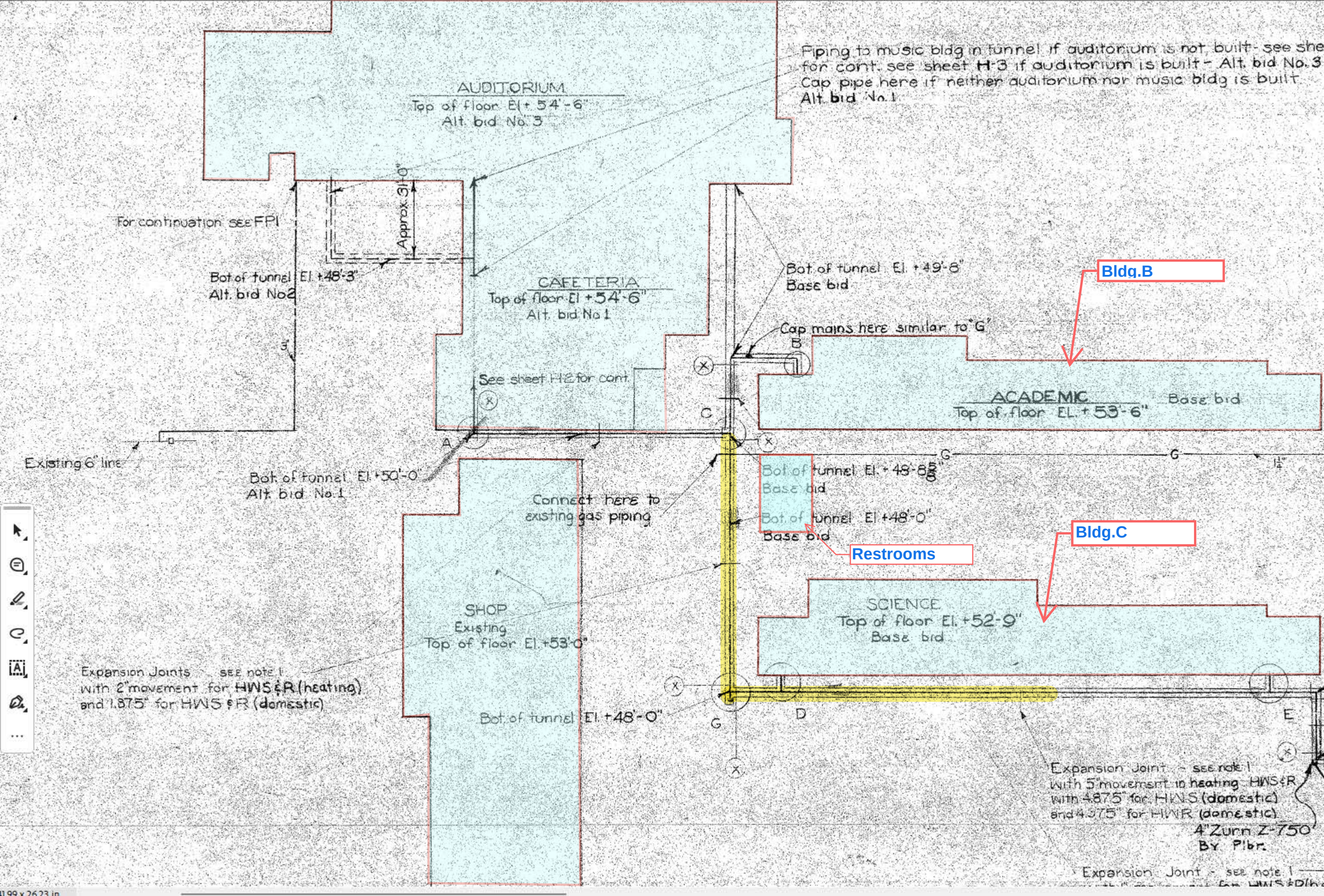

Piping to music bldg in tunnel if auditorium is not built - see she
for cont. see sheet H-3 if auditorium is built - Alt. bid No. 3
Cap pipe here if neither auditorium nor music bldg is built
Alt. bid No. 1
AUDITORIUM
Top of floor El + 54'-6"
Alt. bid No. 3
Approx. 31'-0"
For continuation see FP1
Bot. of tunnel El. +48'-3"
Alt. bid No 2
CAFETERIA
Top of floor El +54'-6"
Alt. bid No 1
Bot. of tunnel El. +49'-8"
Base bid
Bldg.B
Cap mains here similar to "G"
B
See sheet H2 for cont.
ACADEMIC
Top of floor EL. + 53'-6"
Base bid
C
A
Existing 6" line
Bot. of tunnel El. +50'-0"
Alt. bid No. 1
Connect here to
existing gas piping
Bot. of tunnel El. + 48'-8 5/8"
Base bid
Bot. of tunnel El. +48'-0"
Base bid
Restrooms
Bldg.C
SHOP
Existing
Top of floor El. +53'-0"
SCIENCE
Top of floor El. +52'-9"
Base bid
Expansion Joints see note 1
with 2" movement for HWS & R (heating)
and 1.875" for HWS & R (domestic)
Bot. of tunnel El. +48'-0"
G
D
E
Expansion Joint - see note 1
with 5" movement in heating HWS & R
with 4.875" for HWS (domestic)
and 4.375" for HWR (domestic)
4" Zurn Z-750
By Plbr.
Expansion Joint - see note 1

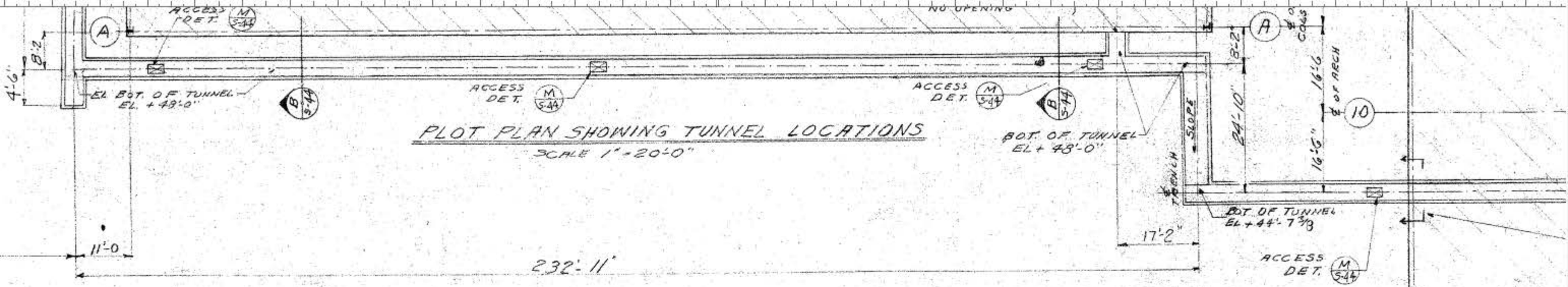

PLOT PLAN SHOWING TUNNEL LOCATIONS
SCALE 1" = 20'-0"

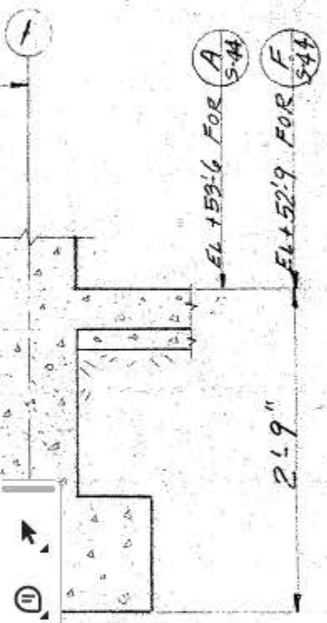

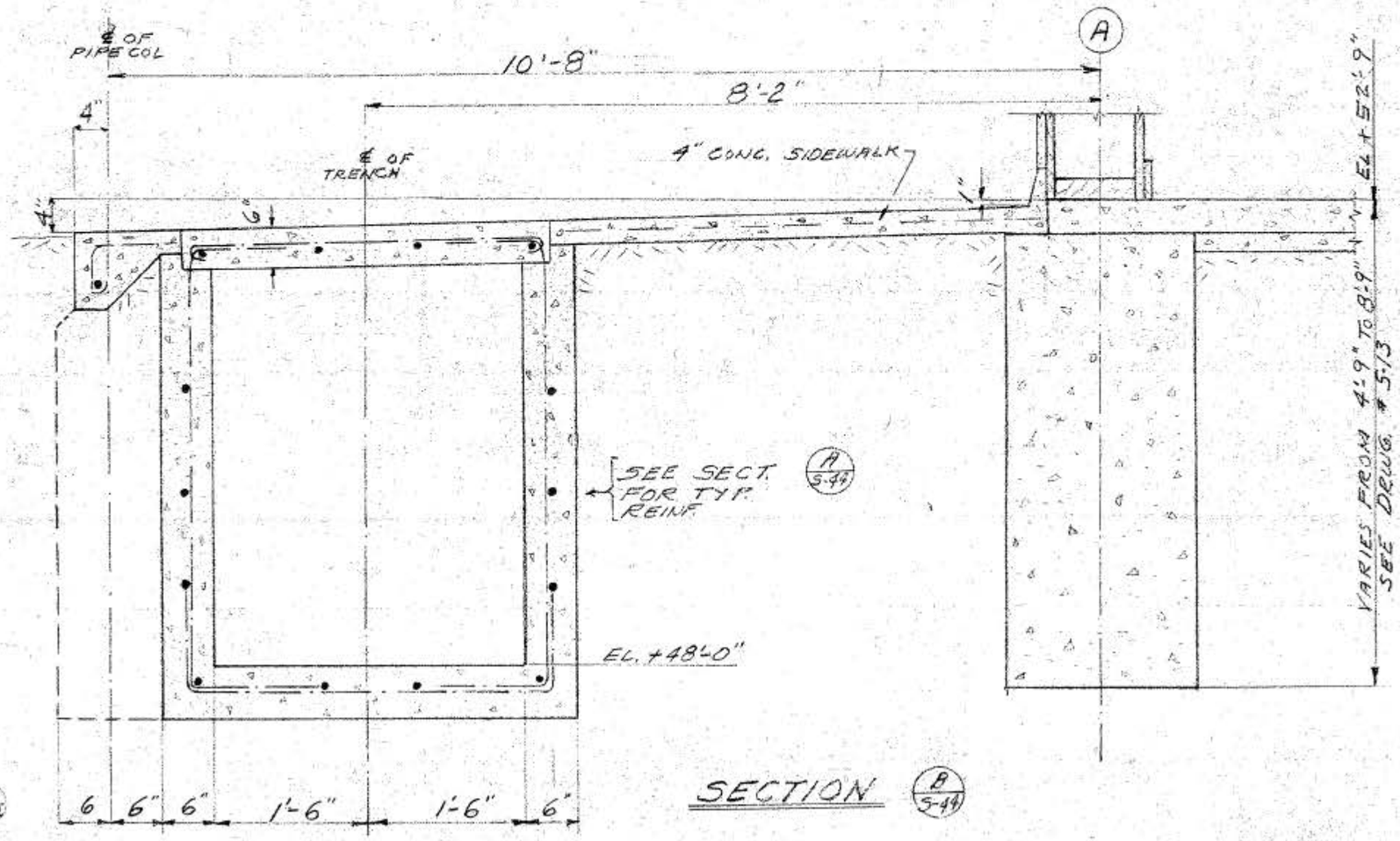
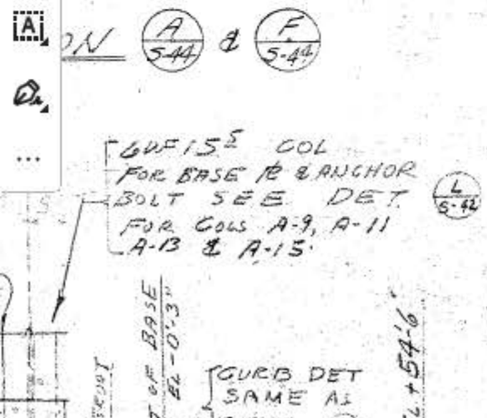
SECTION B S-44