

Mehlville School District

Individually Focused. Committed to All.

MEHLVILLE SCHOOL DISTRICT EDUCATIONAL PLAN AND BUDGET

2016-2017

JUNE 23, 2016

TABLE OF CONTENTS

Board of Education and Central Office Administrators	iii
Official School Calendar	iv
Section 1 Budget Message	
Budget Letter	
Key Budget Components & Assumptions	
Budget Summary	
Executive Summary	
Section 2 Cash Flow Summary	
Cash Flow Summary Budget FY2016-17	1
Cash Flow Summary Forecast FY2015-16	2
Section 3 Revenues	
Revenue by Source	1
Revenue by Object	2
Chart – Revenue by Source	3
Chart – Local Revenue	4
Chart – State Revenue	5
Section 4 Expenses	
Expense by Summary Object	1
Expense by Detail Object	2
Chart – Expense by Object	3
Chart – Salaries and Benefits	4
Section 5 Prop R	
Prop R Budget Expense	1
Prop R Revenue Tracking	2
Chart – Prop R Portion of Budget Increases	3
Section 6 Capital	
Capital Expense Budget	1
Capital Project Tracking	2-4
Section 7 Debt	
Debt Summary	1

Section 8 Forecast

Section 9 Academic Plan

Section 10 Replacement Schedules

 Bus Replacement

1

 I.T. Equipment Replacement

2

 Food Service Equipment Replacement

3

Section 11 Historical Data

Section 12 Salary Schedules

Section 13 General Ledger Revenues

Section 14 General Ledger Expenses

BOARD OF EDUCATION

Ms. Samantha Stormer..... President
Ms. Jean Pretto Vice President
Dr. Lisa Dorsey Secretary
Mr. Larry Felton..... Director
Mr. Jamey Murphy..... Director
Mr. Venki Palamand Director
Mr. Kevin Schartner..... Director

CENTRAL OFFICE ADMINISTRATORS

Dr. Chris Gaines Superintendent
Dr. Brian Lane.....Assistant Superintendent-Supervision of Schools
Dr. Jeff BreslerAssistant Superintendent-Supervision of Schools
Dr. Tina PlummerAssistant Superintendent of Curriculum
Mr. Mark Catalana.....Executive Director of Human Resources
Mr. Marshall CrutcherChief Financial Officer

2016-2017 School Calendar



Mehlvilleville School District
A National District of Character

JULY 2016

S	M	T	W	T	F	S
					1	2
3	4	5	6	7	8	9
10	11	12	13	14	15	16
17	18	19	20	21	22	23
24	25	26	27	28	29	30
31						

AUGUST 2016

S	M	T	W	T	F	S
	1	2	3	4	5	6
7	8	9	10	11	12	13
14	15	16	17	18	19	20
21	22	23	24	25	26	27
28	29	30	31			

SEPTEMBER 2016

S	M	T	W	T	F	S
					1	2
3	4	5	6	7	8	9
10	11	12	13	14	15	16
17	18	19	20	21	22	23
24	25	26	27	28	29	30

OCTOBER 2016

S	M	T	W	T	F	S
						1
2	3	4	5	6	7	8
9	10	11	12	13	14	15
16	17	18	19	20	21	22
23	24	25	26	27	28	29
30	31					

NOVEMBER 2016

S	M	T	W	T	F	S
			1	2	3	4
5	6	7	8	9	10	11
12	13	14	15	16	17	18
19	20	21	22	23	24	25
26	27	28	29	30		

DECEMBER 2016

S	M	T	W	T	F	S
					1	2
3	4	5	6	7	8	9
10	11	12	13	14	15	16
17	18	19	20	21	22	23
24	25	26	27	28	29	30
31						

JANUARY 2017

S	M	T	W	T	F	S
1	2	3	4	5	6	7
8	9	10	11	12	13	14
15	16	17	18	19	20	21
22	23	24	25	26	27	28
29	30	31				

FEBRUARY 2017

S	M	T	W	T	F	S
				1	2	3
4	5	6	7	8	9	10
11	12	13	14	15	16	17
18	19	20	21	22	23	24
25	26	27	28			

MARCH 2017

S	M	T	W	T	F	S
				1	2	3
4	5	6	7	8	9	10
11	12	13	14	15	16	17
18	19	20	21	22	23	24
25	26	27	28	29	30	31

APRIL 2017

S	M	T	W	T	F	S
						1
2	3	4	5	6	7	8
9	10	11	12	13	14	15
16	17	18	19	20	21	22
23	24	25	26	27	28	29
30						

MAY 2017

S	M	T	W	T	F	S
		1	2	3	4	5
6	7	8	9	10	11	12
13	14	15	16	17	18	19
20	21	22	23	24	25	26
27	28	29	30	31		

JUNE 2017

S	M	T	W	T	F	S
					1	2
3	4	5	6	7	8	9
10	11	12	13	14	15	16
17	18	19	20	21	22	23
24	25	26	27	28	29	30
31						

1st SEMESTER IMPORTANT DATES

Aug 1-5	New Teacher Orientation
Aug 15	Professional Development Day
Aug 16	Teacher Workday
Aug 17	First Day of School
Sep 5	No School - Labor Day
Sep 29	Half Day - Teacher Workday K-5; MS/HS - PD
Oct 10	High School Evening Conferences
Oct 11-12	Elementary Conferences
Oct 13	Middle School Evening Conferences
Oct 14	No School - Conf. Comp. Day
Oct 17	No School - Fall Break
Oct 27	Half Day (PD)
Nov 8	No School - Elec. Day - Prof Dev. Elem; 1/2 PD, 1/2 Teacher Workday - MS & HS
Nov 23-25	No School - Thanksgiving
Nov 30	Half Day (PD)
Dec 14	Half Day (PD)
Dec 21-22	Finals 6-12/Half Day/Teacher Workday
Dec 23 - Jan 3	No School - Winter Break

2nd SEMESTER IMPORTANT DATES

Jan 4	No School - 1/2 PD, 1/2 Teacher Workday
Jan 5	Students return from Winter Break
Jan 16	No School - Martin Luther King Day
Jan 25	Half Day (PD)
Feb 20	No School - President's Day
Feb 23	Half Day (PD)
Mar 10	No School - Prof Dev/Workday
Mar 13	Middle School Evening Conferences
Mar 14	High School Evening Conferences
Mar 15-16	Elementary Conferences
Mar 17	No School - Conf. Comp. Day
Mar 20-24	No School - Spring Break
Mar 30	Half Day (PD)
Apr 4	No School - Elec. Day - Teacher Workday
Apr 18	Half Day (PD)
May 22-23	Finals 6-12/Half Day/Teacher Workday
May 23	Last Day of School
May 29	Memorial Day

First & Last Day of School

Half Day

No School - PreK-12

District Offices Closed

Snow Day Make-up, if needed

A DAYS, B DAYS (HS Only)

1. BUDGET MESSAGE



Mehlville School District

Individually Focused. Committed to All.

June 23, 2016

Board of Education
Mehlville School District

Dear Members of the Board of Education,

Submitted for your approval is the annual budget for the 2016-17 school year.

Key revenue and expense components and budget assumptions are summarized in this section as well as an executive summary of the budget.

Additional revenue of 49 cents from Prop R (November 2015) and transfer of 4 cents from Prop A (April 2016) is included in the budget. Prop R revenue will be received beginning December 2016.

The district surveyed employees, parents, and community members for savings ideas this past December which resulted in 170 distinct ideas out of 604 responses. The largest categories were printing, paper and utilities. Some ideas are still being considered, and a number of ideas resulted in action. PeachJar software will eliminate some printing and various paper documents will be moved to digital form which will produce paper and printing savings. Motion sensors, upgraded computer network switches, roof replacement and HVAC replacement will realize energy savings.

This budget was prepared by the chief financial officer based on discussions with every department head, the cabinet, the superintendent, the finance committee, the board, and the community.

Respectfully submitted,

Marshall Crutcher
Chief Financial Officer

KEY BUDGET COMPONENTS AND ASSUMPTIONS

Introduction

The FY2016-17 budget is impacted by differences between the current year actual results and adjusted budget. For example, if actual operating cash at June 30 this fiscal year differs from the current adjusted budget, then it impacts next year's budget projection for cash reserve %. The budget also contains variables dependent on information that is not available until later this year or into the next year. Thus, estimates are made and the budget is adjusted once the actual data becomes available. Examples of variables which can impact this budget include, but are not limited to the following:

- Assessed valuation changes that impact tax revenue
- Final student enrollment including VICC & Riverview students
- State basic formula funding state adequacy target
- Grant and title program estimates vs. actual not yet known
- Actual tax levy established by the Board in September
- Medical insurance claims experience
- Unforeseen facility emergencies (HVAC failure, leaking roofs.....)
- Energy (gasoline and heating fuel) price fluctuations

Budgets are based on various assumptions and a range of possible outcomes. There is always a risk of unfavorable variances due to the variables above.

The following revenue and expense items are key components to the budget. Significant budget assumptions, estimates and facts are highlighted. Amounts are estimates and actual results will vary from the estimates.

Revenue (see section #3)

1. Local Taxes

Odd calendar years are reassessment years and even calendar years are non-reassessment years. So the taxes levied this fall are a non-reassessment year. St. Louis County uses 4 tax rates (residential, commercial, agriculture and personal property) and a blended rate (weighted average of the 4 rates). Including the Prop R 49 cent increase and the Prop A 4 cent transfer, the blended tax rate is budgeted at \$4.2439 (see tax data in Section #11 for historical data).

Due to Prop A, the debt service tax rate is zero (last year it was 4 cents).

The CPI (consumer price index) limitation this year is .7%.

The local tax budget is \$69,850K, an increase of \$8,225K, or 13.3% due to \$8,040K from Prop R, \$100K estimated from new construction, and \$85K estimated from personal property tax. Revenue is based on the following assumptions:

- 1) Based on 2015-16 AV (assessed value) of \$1,691,306K, the new blended tax rate of \$4.2439 yields \$71,777K in taxes.
- 2) New construction is estimated at \$2.5M based on the trend for the last 3 years. Using this AV and a mix of 66% residential and 34% commercial tax rates, the revenue is estimated to yield \$104K in taxes.
- 3) The personal property AV is estimated at \$245M, which is halfway between \$246.8M in 2014 and \$242.9M in 2015. Using the personal property tax rate of \$4.5061, \$88K taxes are generated.
- 4) The AV for residential and commercial is assumed to be flat since it is a non-reassessment year. There will be changes due to settling protested tax claims, but this is not predictable.
- 5) The sum of the tax components above is \$71,970K and is multiplied by a collection factor of 97.06% which is the amount budgeted this current year. This computes to about \$69,850K on a rounded basis (61% of the total budget).

Tax rates must be filed with the county by September 30th. Tax rates will be presented for board approval at the September 15th board meeting but it should be noted that the county has historically made changes to the assessed values as late as mid-September. If this happens, an additional board meeting may be necessary.

2. Proposition “C” Sales Tax

This is a statewide half cent sales tax and is based on the preceding year WADA. The budget is \$9,500K, an increase of \$260K or 2.8%. The budget is based on DESE projections of \$977 per WADA estimated at 9,768, compared to current year estimates of \$942 per WADA of 9,813.

3. Desegregation (VICC)

Revenue is expected to be flat. The maximum reimbursement for VICC students is \$7,000. **Mehlville is the only district in STL County that does not receive the full \$7,000 because we spend less per student than any other district.** Mehlville received \$6,640 per student last year based on the VICC spending formula.

4. Other Revenue

Other revenue consists of building and facility use rental fees, field trip/student activity fees, and E-rate reimbursements for qualifying technology expenses.

5. State Basic Formula/Classroom Trust

The budget is \$14,200K for the formula plus classroom trust. This is reduced \$575K due to lower WADA. The calculation is based on the highest WADA for 2016-17 estimate, 2015-16 actual, or 2014-15 actual. WADA also includes adding 2016 summer school which is estimated to be 96. So, WADA of 9,842 for 2014-15 is the highest. DESE estimates the state adequacy target at \$6,110 per student. The local effort deduction is assumed to be \$51.6M, the same as last year.

6. State Transportation
Reimbursements are estimated at about 25% of prior year qualifying expenses, the same as current year funding. So the budget of \$826K is the same as this year.
7. State - Early Childhood
The District is reimbursed in arrears for this expenditure. Budget is similar to current year revenue. Almost 100% of expenses are reimbursed the following year.
8. Federal – school lunch and breakfast
Reimbursement rates for next year are unavailable so the same rates as this year are used. Free and reduced students are at 30% which is consistent to the past.
9. Federal Programs
Title programs are projected to be the same as last year. Once program grants are finalized the budget will be adjusted to show the update. Programs include Title I funds used for reading at three elementary schools. Title II funds are for teacher professional development. Title III is for limited English proficiency instruction and immigration. The Refugee grant offers interpreter services for non-English parents, and the Perkins grant helps students prepare for post-secondary institutions.
10. Riverview Tuition
The budget is \$479K based on 71 students next year at a tuition rate of \$7,927 per student based on perfect attendance. 85% of this amount is budgeted to factor absences and students dropping out of the program.

Expense (see section #4)

1. Salaries
Salaries increase \$2.8M, or 4.7% due to \$1.2M increases related to Prop R items, \$900K for teacher raises that equate to one step increases, \$500K for classified one step increases, and over \$200K for an extra 27th hourly staff payroll that occurs once every 7 years when there are 27 payday Fridays. The list below shows all key components of the salary budget. Prop R items are 42% of the total expense increase.

	<u>(000's)</u>
Budget 2016 Salary	\$59,950
Certified staff step increase	910
Certified channel change	228
Net retirements	(351)
Prop R – 16 staff	640
Prop R – additional PD	350
Prop R – restore clubs	200
Admin Raises 2.5%	123
Classified one step increase	470
Classified 27 th payroll	<u>240</u>
Budgeted 2016 Salary	<u>\$62,760</u>

2. **Benefits**
Benefits increase \$670K, or 3.6% due to \$308K related to Prop R salary increases and \$362K for the remaining salary increases. Health insurance is flat except for the additional Prop R staff that is hired which accounts for almost all the \$145K health insurance increase. Significant changes made to the health plan deductibles in 2015 continue to drive positive results with the health insurance fund balance. This is keeping benefit costs significantly lower by not having to raise insurance rates. Retirement contribution rates remain at the same level as 2016.
3. **Purchased Services & Supplies**
The budget for purchased services plus supplies is \$18.2M, an increase of about \$2.7M. Prop R items increased the budget over \$2.8M, so the regular budget items were flat, showing a slight decrease. Prop R items are highlighted in section #5.
4. **Capital**
The budget for capital is increased \$3.0M, for which \$72K is related to regular budget increases and the remainder is due to Prop R and Prop A items. See the capital section #6 for a detail of the 5 year capital plan. Prop A provides a ten year 4 cent temporary tax that will sunset after the 2025 tax year. Those funds are targeted to be spent on roofing and HVAC needs. Prop R provides an additional \$8.0M revenue, of which \$1,750K is currently targeted to be spent on capital projects in addition to the existing \$480K normal capital budget.
5. **Debt Service**
The expense budget is the same as this current year. See section #7 for detail debt listings and payment schedules. The turf debt was paid off in 2015-16 which saves \$193K per year. The St. John building is paid off this next year which saves \$105K per year. The general obligation bonds are paid off this next year which allows Prop A to transfer \$660K per year to the capital project funding. A new 5 year copier lease purchase agreement was approved in June 2016 which adds \$543K debt and is structured the same as the last 5 year copier lease purchase agreement that expired in June 2016. The district starts FY2017 with \$53.4M debt, of which \$51.5M is from the certificates of participation (COP) debt which is funded by 51 cents of the tax levy. Debt will be reduced to \$45.0M by the end of the year.

Other

1. **District Enrollment**
District enrollment in April 2016 is 10,311 compared to 10,450 in April 2015. VICC student enrollment is 359 in April 2016 compared to 386 in April 2015. Riverview Gardens' enrollment is 80 in April 2016 compared to 112 in April 2015.

BUDGET SUMMARY

Cash Flow Summary (see section #2)

The total budget shows a surplus of \$1.5M, however it is very important to distinguish between operating results and non-operating results.

Operating results consist of the **General Fund #110 plus the Teacher Fund #120.**

These funds are used for the ongoing daily operations of the district. These funds combine for a budgeted surplus of \$1.3M, similar to the current year adjusted budget. The combined beginning year fund balance is projected at \$20.6M, and the ending year balance is projected at \$21.9M. Operating cash reserves are projected to be 23.4% at June 30, 2016, and 23.3% at June 30, 2017. Cash reserve percentage is calculated by dividing the ending cash balance of \$21.9M by the annual operating expenses of \$94.2M. As discussed frequently, the lowest point of cash balances for the district is mid-December when balances are approximately 17% less than end of June. Thus a 23% reserve in June equates to about 6% in December.

Non-operating funds consist of appropriated general funds, restricted debt funds, and restricted capital funds.

1. Appropriated funds consist of food service (fund #500), student activity (fund #600) and athletics (fund #700). Community donations, student fees, and federal/state reimbursements comprise the revenue sources. The funds are earmarked for specific purposes and do not represent taxpayer money.
2. Restricted debt funds for general obligation bonds (fund #300) and certificates of participation (fund #450), which are known as COP's, are funded by tax levies to pay off debt.
3. The restricted capital fund #410 receives money primarily from a portion of the Classroom Trust state revenue and a portion of the VICC program. This fund is restricted to use for capital disbursements.

Non-operating funds are budgeted at over \$100K gain, which is basically break-even.

The **Debt Service Fund #300** represents general obligation bonds which will be paid off in 2017. This was funded by a 4 cent tax levy which will now transfer to fund the Capital Fund #410 through Prop A through tax year 2025. Any remaining fund balance will be transferred to the capital fund. See section #7 for debt schedules.

The **COP Fund #450** is funded by 51 cents from operations, the same as 2015-16.

The **Capital Fund #410** will receive Prop A funding of about \$660K and will receive a transfer from the general fund for \$1,750K to cover Prop R projects. The fund balance is projected to increase \$700K to an ending balance of over \$2M which will be needed for larger upcoming projects. See section #6 for capital project schedules.

Revenue (see section #3)

Total budgeted revenue is \$115M, up \$8M or 7.5% from 2015-16. The additional 49 cents from Prop R will add about \$8,044K which is the entire revenue increase. All other revenues net to break-even. Small gains in several areas are offset by basic formula declining \$575K due \$650K less from lower WADA, \$300K less lottery distributions, and \$375K more from summer school ADA increases. Local taxes, sales tax, and basic formula/classroom trust make up \$94.3M, or 82% of the district budget.

Expense (see section #4)

Total budgeted expense is \$113.5M, up \$9.1M or 8.7% from 2015-16. \$6.9M expense increase relates to Prop R items (see section #5) and \$.3M expense increase is due to Prop A capital projects. Only \$1.9M, or 1.8%, expense increase relates to regular budget items. So the regular budget has been prudently prepared with a 1.8% increase.

Salaries increased \$2.8M due to \$1.2M from Prop R additions, \$1.4M or 2.3% from staff raises, and \$.2M due to a 27th payroll for hourly staff that occurs every 7 years. Salaries are detailed further in the “Key Budget Components and Assumptions” section.

Total operating expenses (excludes capital and debt expense) increased \$6.1M, or 6.5% from 2015-16. \$4.4M or 4.6% expense increase relates to Prop R items (see section #5). Only \$1.7M or 1.9% expense increase relates to the regular budget.

Total capital expense increases \$2,956K of which \$2,535K is due to Prop R projects, \$349K is due to Prop A projects and only \$72K is for the regular budget (see section #6).

Prop R (see section #5)

Prop R will generate over \$8.0M which is virtually all of the revenue increase. About \$6.9M of this Prop R revenue will be spent on specific Prop R items outlined in section #5. The remaining Prop R money will go toward general operations funding and about \$200K will go toward capital fund carryforwards for future bigger capital projects (see section #6). About 76% of the total expense budget increase is due to Prop R items.

Four Year Forecast (see section #8)

Forecasts can vary significantly due to the variables outlined in the Key Budget Components and Assumptions section. This forecast should be used for very broad-based strategic planning. Actual results will vary significantly from the projected forecast but this is the best educated guess at this time.

The forecast projects cash reserves over 24% in years 2018 and 2019. Capital fund transfers assume receiving the annual \$1,750K transfer to cover Prop R projects.

Local taxes assume a 1% increase in 2018, a re-assessment year. Annual sales tax and basic formula assume 2% increases in 2018 and 2019, VICC revenue is flat, and Riverview is assumed to be zero in future years.

Salaries assume one step increases and 2.5% admin increases. Health insurance is assumed flat through 2019 due to favorable fund balances which can change quickly. Operating costs assume 2.5% to 3.0% general increases and capital and debt are based on schedules in sections 6 and 7.

Supplemental Data (see sections 9 through 14)

Additional data has been provided to allow for more detailed understanding of district historical data and for future district planning.

EXECUTIVE SUMMARY

The cash flow summary budget shows an operating gain of \$1.33M and non-operating gain of \$138K. Cash reserves are budgeted at 23.3%. Other items are noted below:

- The general obligation bonds are paid off this year in the debt service fund and Prop A will transfer 4 cents from debt service to the capital fund through tax year 2025.
- The COP fund is funded by 51 cents tax, the same as 2015-16.
- The capital fund will receive Prop A funding of about \$660K and will receive a transfer from the general fund for \$1,750K to cover Prop R projects. The fund balance is projected to increase \$700K to an ending balance of over \$2M which will be needed for larger upcoming projects. See section #6 for capital project schedules.

Total revenue is \$115M, up \$8M or 7.5% from 2015-16. The additional 49 cents from Prop R will add about \$8,044K. All other revenues net to break-even. Local taxes, sales tax, and basic formula/classroom trust make up \$94.3M, or 82% of the district budget.

Total budgeted expense is \$113.5M, up \$9.1M or 8.7% from 2015-16. \$6.9M expense increase relates to Prop R items. The regular budget was prudently prepared with only a \$1.9M, or 1.8%, expense increase. Salaries increased \$1.2M from Prop R additions and \$1.4M or 2.3% from staff raises. Total capital expense increased \$3.0M of which 98% is for Prop R and Prop A projects.

Prop R will generate over \$8.0M which is virtually all of the revenue increase. About \$6.9M of this Prop R revenue will be spent on specific Prop R items. About 76% of the total expense budget increase is due to Prop R items.

Forecasts can vary significantly due to the variables outlined earlier. The forecast projects cash reserves over 24% in years 2018 and 2019.

2. CASH FLOW SUMMARY

MEHLVILLE SCHOOL DISTRICT
Cash Flow Summary - Full Year Budget
FY2016-17

Budget

	Operating Cash Reserves	Appropriated General Funds	Capital Fund #410	Restricted Debt Funds	Total
Balances 6-30-16	\$ 20,616,978	\$ 2,203,096	\$ 1,328,085	\$ 7,831,011	\$ 31,979,170
Revenue	97,300,000	5,795,000	3,006,000	8,899,000	\$ 115,000,000
Expenditures	94,218,000	5,900,000	4,055,000	9,357,000	\$ 113,530,000
Transfers	(1,750,000)	-	1,750,000	-	\$ -
Net Gain (Loss)	1,332,000	(105,000)	701,000	(458,000)	\$ 1,470,000
Balances 6-30-17	\$ 21,948,978	\$ 2,098,096	\$ 2,029,085	\$ 7,373,011	\$ 33,449,170

	General Fund #110	Special Fund Fund #120	Operating Cash Reserves	Net Gain (Loss)
Balances 6-30-16	\$ 16,519,192	\$ 4,097,786	\$ 20,616,978	Operating \$ 1,332,000
Revenue	37,799,000	59,501,000	97,300,000	Non-Operating 138,000
Expenditures	32,381,000	61,837,000	94,218,000	Total \$ 1,470,000
Transfers	(1,750,000)	-	(1,750,000)	
Net Gain (Loss)	3,668,000	(2,336,000)	1,332,000	
Balances 6-30-17	\$ 20,187,192	\$ 1,761,786	\$ 21,948,978	

	Food Service Fund #500	Activities Fund #600	Athletic 700	Appropriated General Funds
Balances 6-30-16	\$ 964,063	\$ 1,083,471	\$ 155,562	\$ 2,203,096
Revenue	3,595,000	1,716,000	484,000	5,795,000
Expenditures	3,645,000	1,760,000	495,000	5,900,000
Transfers	-	-	-	-
Net Gain (Loss)	(50,000)	(44,000)	(11,000)	(105,000)
Balances 6-30-17	\$ 914,063	\$ 1,039,471	\$ 144,562	\$ 2,098,096

	C.O.P. Fund #450	Debt Service Fund #300	Restricted Debt Funds
Balances 6-30-16	\$ 7,174,008	\$ 657,003	\$ 7,831,011
Revenue	8,899,000	-	8,899,000
Expenditures	8,745,000	612,000	9,357,000
Transfers	-	-	-
Net Gain (Loss)	154,000	(612,000)	(458,000)
Balances 6-30-17	\$ 7,328,008	\$ 45,003	\$ 7,373,011

Cash Reserves (cash % of annual expenditures)

6/30/17 Cash Reserve % **23.3%** Budget

6/30/16 Cash Reserve % **23.4%** Per June Full Year Forecast

6/30/15 Cash Reserve % **21.3%** Actual

6/30/14 Cash Reserve % **23.7%** Actual

6/30/13 Cash Reserve % **23.7%** Actual

6/30/12 Cash Reserve % **23.7%** Actual

Minimum Cash Balance Requirements

Required 3% Balance \$ 2,826,540

Excess of Min Required Balance \$ 19,122,438

MEHLVILLE SCHOOL DISTRICT
Cash Flow Summary - Full Year Adjusted Budget
FY2015-16

Adjusted Budget

	Operating Cash Reserves	Appropriated General Funds	Capital Fund #410	Restricted Debt Funds	Total
Balances 6-30-15	\$ 19,366,978	\$ 2,338,096	\$ 336,085	\$ 7,390,011	\$ 29,431,170
Revenue	89,359,000	5,716,000	2,313,000	9,600,000	\$ 106,988,000
Expenditures	88,109,000	5,821,000	1,351,000	9,159,000	\$ 104,440,000
Transfers	-	(30,000)	30,000	-	\$ -
Net Gain (Loss)	1,250,000	(135,000)	992,000	441,000	\$ 2,548,000
Balances 6-30-16	\$ 20,616,978	\$ 2,203,096	\$ 1,328,085	\$ 7,831,011	\$ 31,979,170

	General Fund #110	Special Fund Fund #120	Operating Cash Reserves	Net Gain (Loss)	
Balances 6-30-15	\$ 15,831,192	\$ 3,535,786	\$ 19,366,978	Operating	\$ 1,250,000
Revenue	29,505,000	59,854,000	89,359,000	Non-Operating	1,298,000
Expenditures	28,817,000	59,292,000	88,109,000	Total	\$ 2,548,000
Transfers	-	-	-		
Net Gain (Loss)	688,000	562,000	1,250,000		
Balances 6-30-16	\$ 16,519,192	\$ 4,097,786	\$ 20,616,978		

	Food Service Fund #500	Activities Fund #600	Athletic 700	Appropriated General Funds
Balances 6-30-15	\$ 988,063	\$ 1,175,471	\$ 174,562	\$ 2,338,096
Revenue	3,590,000	1,658,000	468,000	5,716,000
Expenditures	3,584,000	1,750,000	487,000	5,821,000
Transfers	(30,000)	-	-	(30,000)
Net Gain (Loss)	(24,000)	(92,000)	(19,000)	(135,000)
Balances 6-30-16	\$ 964,063	\$ 1,083,471	\$ 155,562	\$ 2,203,096

	C.O.P. Fund #450	Debt Service Fund #300	Restricted Debt Funds
Balances 6-30-15	\$ 6,815,008	\$ 575,003	\$ 7,390,011
Revenue	8,916,000	684,000	9,600,000
Expenditures	8,557,000	602,000	9,159,000
Transfers	-	-	-
Net Gain (Loss)	359,000	82,000	441,000
Balances 6-30-16	\$ 7,174,008	\$ 657,003	\$ 7,831,011

Cash Reserves (cash % of annual expenditures)

6/30/16 Cash Reserve % **23.4%**

6/30/15 Cash Reserve % **21.3%**

6/30/14 Cash Reserve % **23.7%**

6/30/13 Cash Reserve % **23.7%**

6/30/12 Cash Reserve % **23.7%**

6/30/11 Cash Reserve % **17.5%**

Actual
Actual
Actual
Actual
Based on next year budget

Operating Adjusted Budget Summary

Adopted Budget Loss	(2,606,000)
Increased Revenue	1,002,000
Decreased Salary/Benefits	2,630,000
Other	224,000
Adjusted Budget Gain	1,250,000

Minimum Cash Balance Requirements

Required 3% Balance	\$ 2,643,270
Excess of Min Required Balance	\$ 17,973,708

3. REVENUES

Mehlville School District
Budget by Source/Object (Amounts in Thousands)
FY2017

REVENUE BY SOURCE	FY2017	FY2016	FY2015	FY2014	FY2013	FY2012	FY2011
	Budget	Adj Budget	Actual	Actual	Actual	Actual	Actual
	<u>Full Year</u>	<u>Full Year</u>	<u>Full Year</u>	<u>Full Year</u>	<u>Full Year</u>	<u>Full Year</u>	<u>Full Year</u>
Local	\$ 89,611	\$ 80,870	\$ 79,682	\$ 79,529	\$ 80,366	\$ 79,742	\$ 80,790
County	1,763	1,727	1,700	1,705	1,551	1,834	1,099
State	18,077	18,669	17,742	17,759	14,846	15,668	14,040
Federal	3,540	3,530	3,976	3,780	3,966	4,110	5,550
Other	2,009	2,192	2,530	2,708	1,707	1,666	1,454
Total	\$ 115,000	\$ 106,988	\$ 105,630	\$ 105,481	\$ 102,436	\$ 103,020	\$ 102,933
% Change	7.5%	1.3%	0.1%	3.0%	-0.6%	0.1%	3.2%
\$ Change	\$ 8,012	\$ 1,358	\$ 149	\$ 3,045	\$ (584)	\$ 87	\$ 3,147

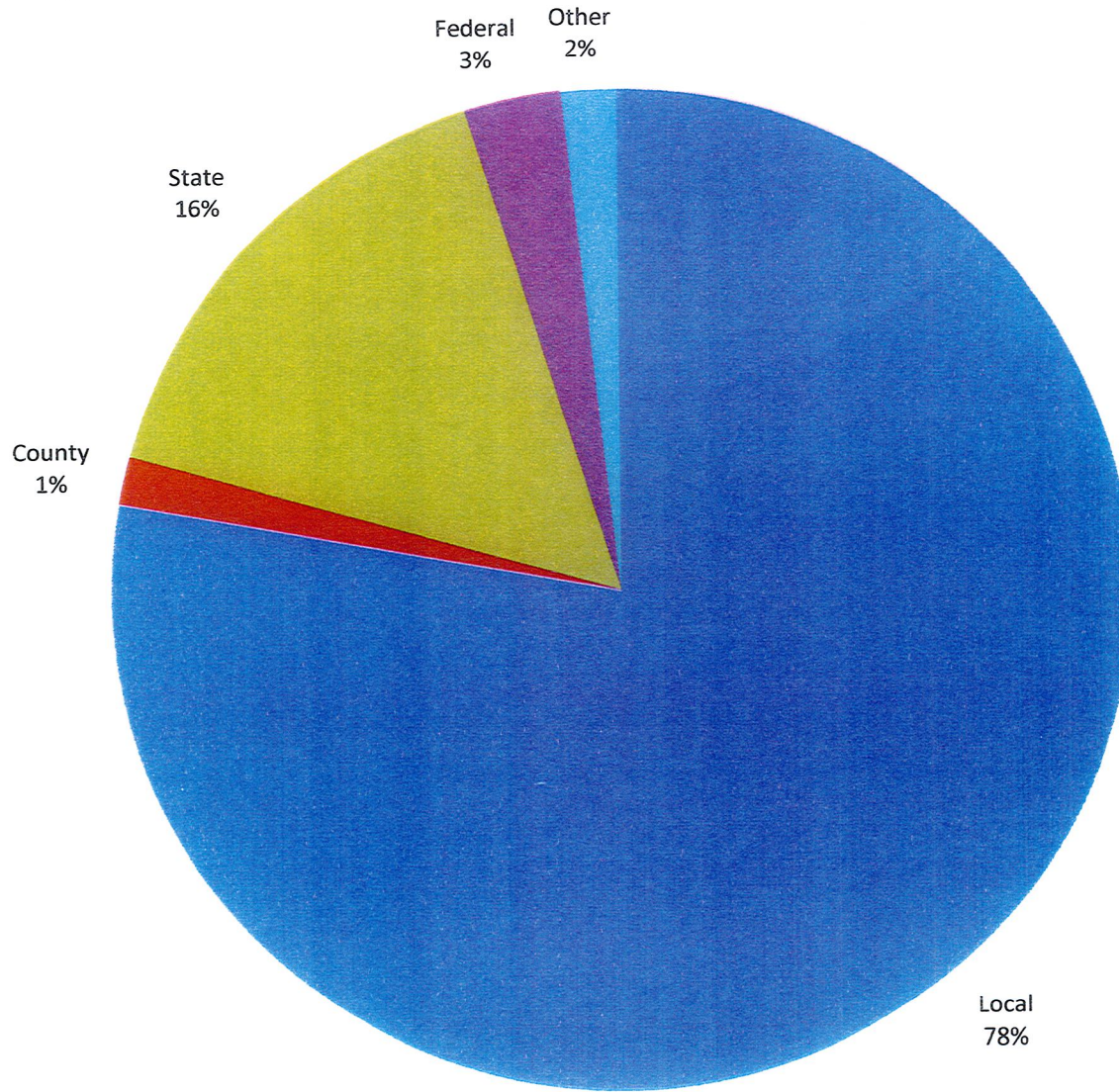
Mehlville School District

Budget - Revenues

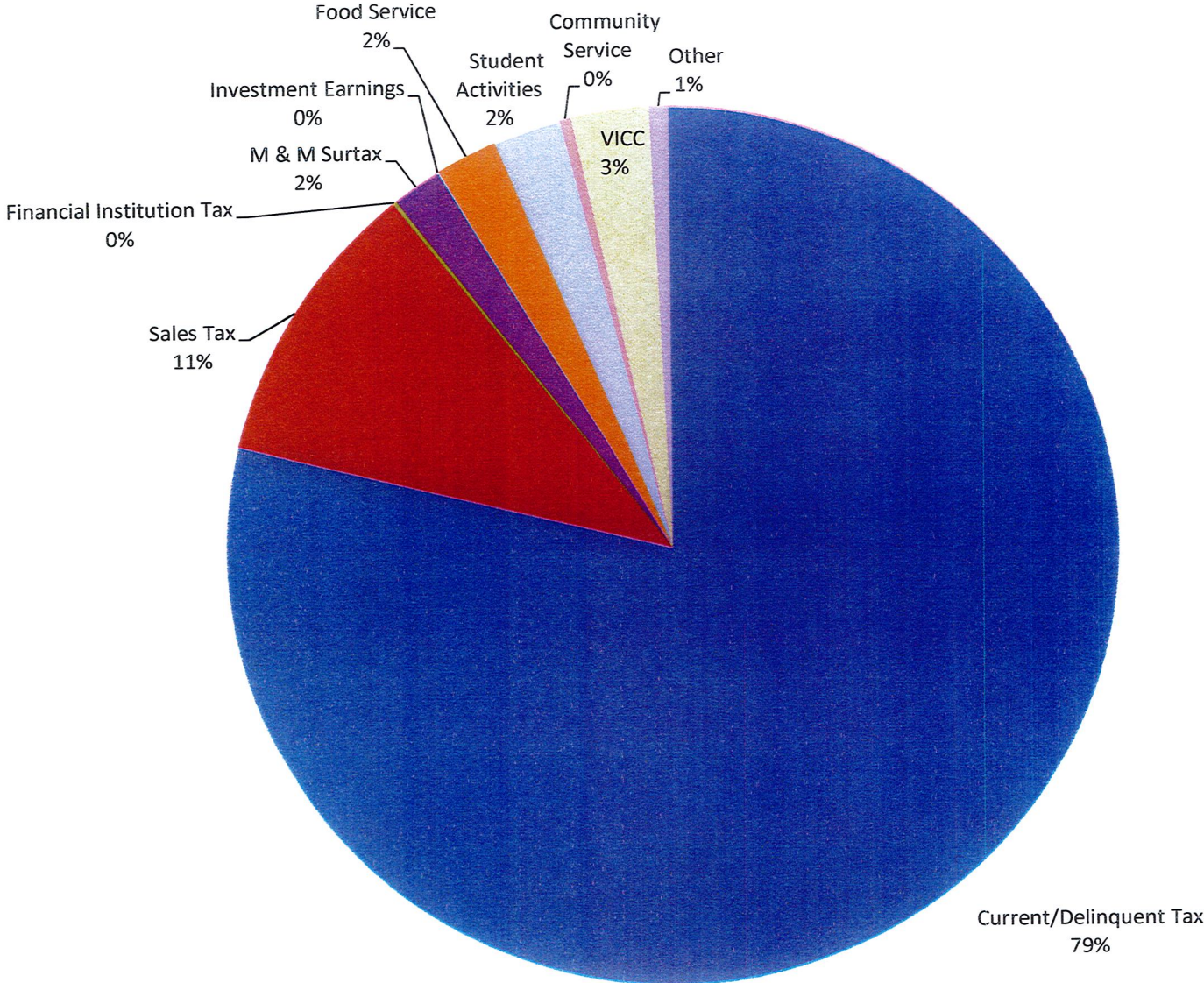
FY2017

	FY2017 Budget <u>Full Year</u>	FY2016 Adj Budget <u>Full Year</u>	FY2015 Actual <u>Full Year</u>	FY2014 Actual <u>Full Year</u>	FY2013 Actual <u>Full Year</u>
REVENUES (000's)					
Current Taxes	\$ 69,850	\$ 61,625	\$ 60,890	\$ 60,478	\$ 61,291
Delinquent Taxes	750	725	459	734	734
Prop C Sales Tax	9,500	9,240	9,129	8,461	7,939
Fin Inst Taxes	116	116	86	129	96
M & M Surtax	1,595	1,450	1,579	1,641	1,584
Earnings on Invest.	65	50	29	38	86
Food Service-Program	1,275	1,275	1,215	1,178	1,151
Food Service-Non-Pro	750	750	810	854	850
Student Activities	2,200	2,125	2,023	2,244	2,037
Community Service	370	370	419	447	982
VICC	2,500	2,504	2,446	2,752	2,867
Other	640	640	597	573	749
Total Local	<u>89,611</u>	<u>80,870</u>	<u>\$ 79,682</u>	<u>79,529</u>	<u>80,366</u>
Fines etc	103	103	\$ 116	210	134
State Assessed Util	1,660	1,624	1,584	1,495	1,417
Total County	<u>1,763</u>	<u>1,727</u>	<u>\$ 1,700</u>	<u>1,705</u>	<u>1,551</u>
Basic Formula	10,600	11,175	\$ 10,312	10,163	7,835
Transportation	826	826	973	823	780
Early Childhood	2,888	2,888	2,451	2,676	2,453
Classroom Trust	3,600	3,600	3,678	3,795	3,506
Educational Screen (PAT)	130	130	142	161	160
Career Education	-	-	99	36	28
Food Service	25	20	30	28	29
Enhancement Grant	-	22	49	67	51
Other	8	8	8	10	4
Total State	<u>18,077</u>	<u>18,669</u>	<u>\$ 17,742</u>	<u>17,759</u>	<u>14,846</u>
Medicaid	70	60	70	87	44
Vocational Edu (Perkins)	114	114	98	108	67
Early Childhood	166	166	521	297	392
School Lunch	1,295	1,295	1,276	1,358	1,258
School Breakfast	250	250	261	270	265
Title I	1,125	1,125	1,277	1,202	1,337
Title III	187	187	102	171	150
Title II	247	247	301	226	424
Other	86	86	70	61	29
Total Federal	<u>3,540</u>	<u>3,530</u>	<u>\$ 3,976</u>	<u>3,780</u>	<u>3,966</u>
Sale of Property	5	5	\$ 11	14	5
Tuition - Riverview	479	645	907	1,245	-
Contracted Educational	475	492	460	378	468
Trans From Others	1,050	1,050	1,152	1,071	1,234
Total Other	<u>2,009</u>	<u>2,192</u>	<u>\$ 2,530</u>	<u>2,708</u>	<u>1,707</u>
GRAND TOTAL	<u><u>\$115,000</u></u>	<u><u>\$ 106,988</u></u>	<u><u>\$ 105,630</u></u>	<u><u>\$ 105,481</u></u>	<u><u>\$ 102,436</u></u>
Inc(Dec) From Prior Year	\$ 8,012 7.5%	\$ 1,507 1.4%		\$ 3,045 3.0%	\$ (584) -0.6%

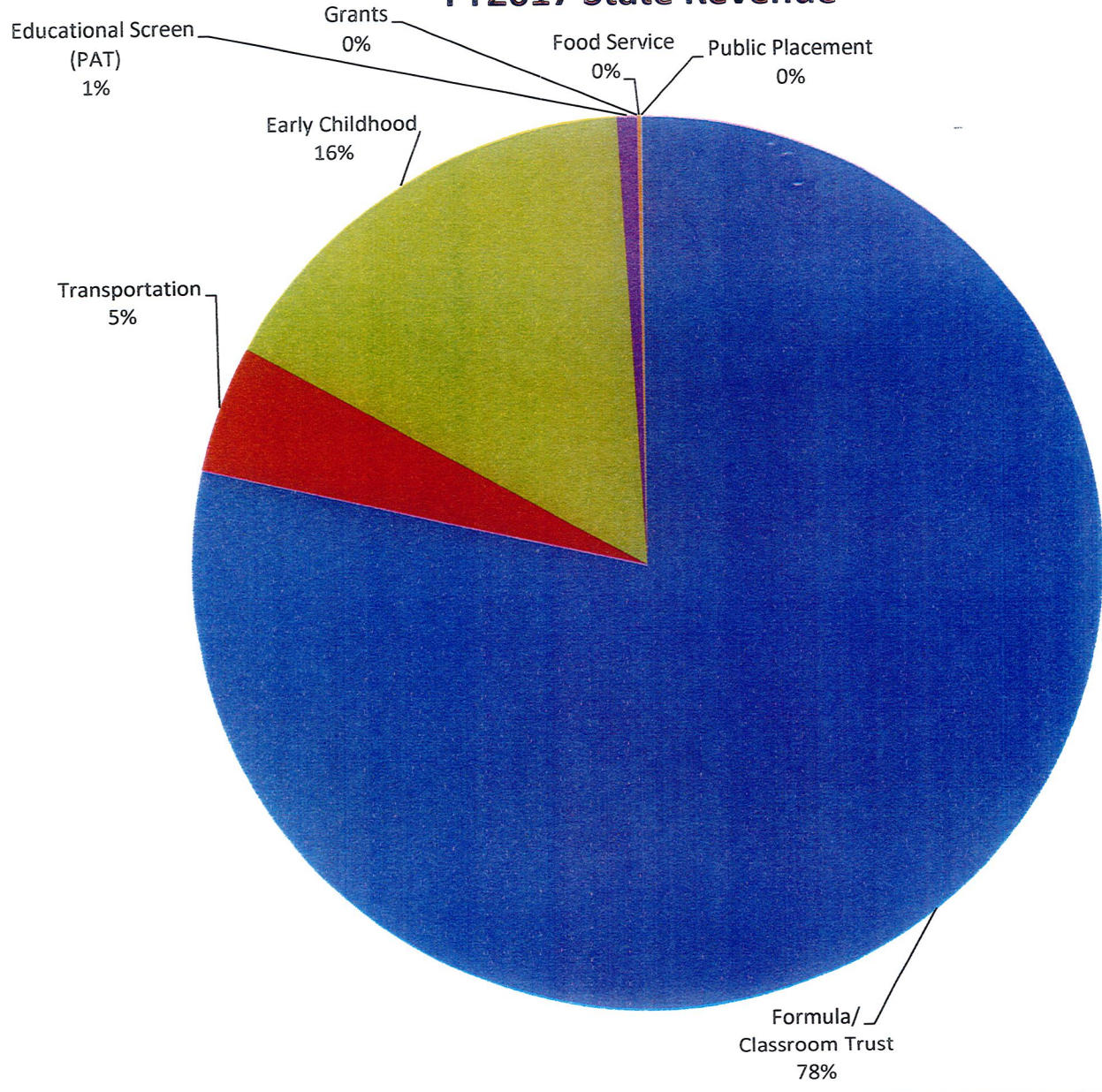
FY2017 Revenue by Source



FY2017 Local Revenue



FY2017 State Revenue



4. EXPENSES

Mehlville School District
Budget by Source/Object (Amounts in Thousands)
FY2017

EXPENDITURE BY OBJECT

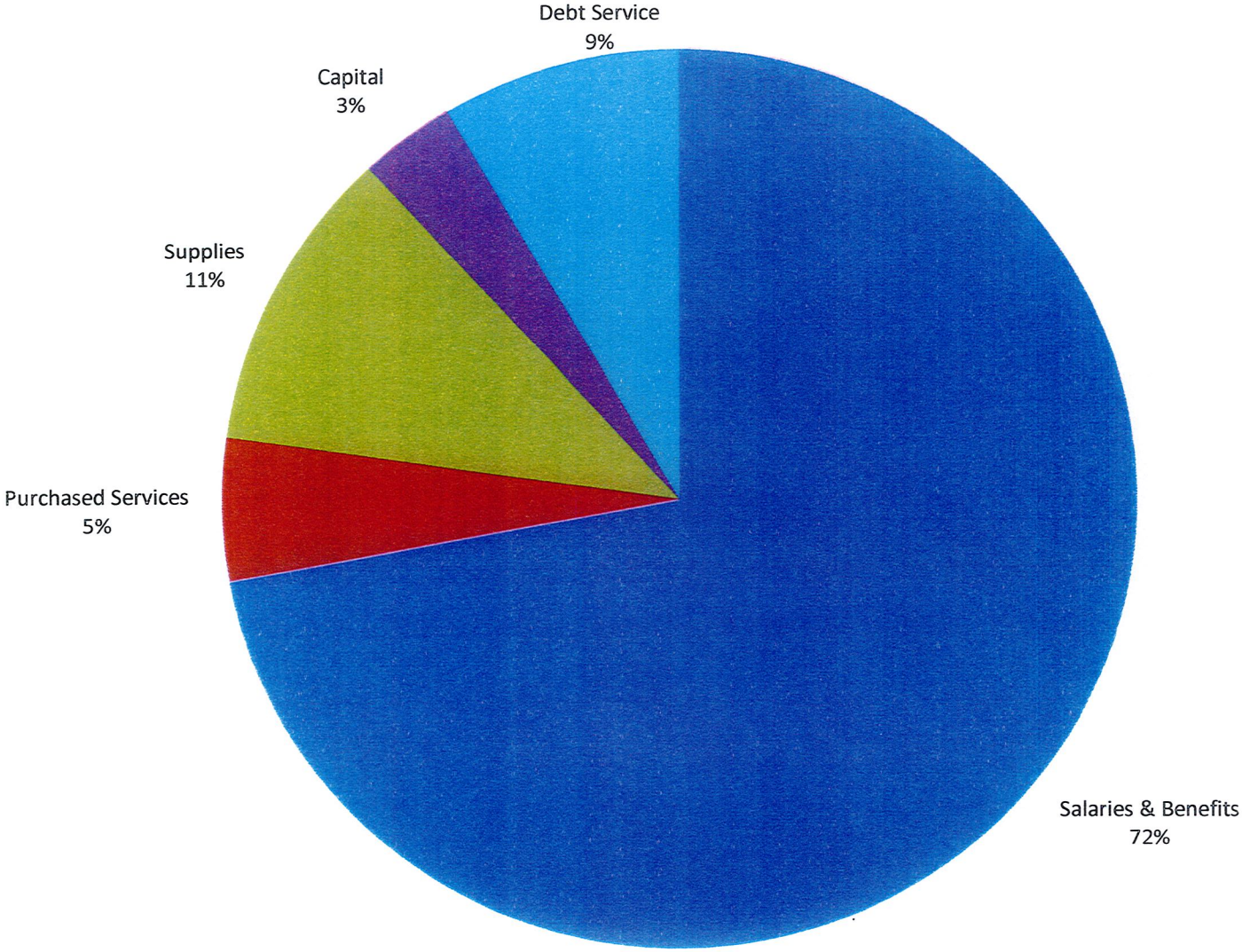
Salaries	\$ 62,760	\$ 59,950	\$ 62,356	\$ 61,096	\$ 59,771	\$ 58,713	\$ 59,720
Benefits	19,140	18,470	19,054	18,127	16,947	16,379	16,288
Salaries & Benefits	81,900	78,420	81,410	79,223	76,718	75,092	76,008
Purchased Services	5,810	4,897	4,509	4,408	4,178	4,135	4,671
Supplies	12,365	10,613	10,942	10,656	10,206	9,176	9,799
Capital	3,859	903	2,055	1,561	2,168	1,188	1,585
Debt Service	9,596	9,607	9,249	9,190	6,402	10,541	8,050
Total	\$ 113,530	\$ 104,440	\$ 108,165	\$ 105,038	\$ 99,672	\$ 100,132	\$ 100,113
% Change	8.7%	-3.4%	3.0%	5.4%	-0.5%	0.0%	1.5%
\$ Change	\$ 9,090	\$ (3,725)	\$ 3,127	\$ 5,366	\$ (460)	\$ 19	\$ 1,439
Net Gain (Loss)	\$ 1,470	\$ 2,548	\$ (2,535)	\$ 443	\$ 2,764	\$ 2,888	\$ 2,820

Mehlville School District
Budget - Expenses
FY2017

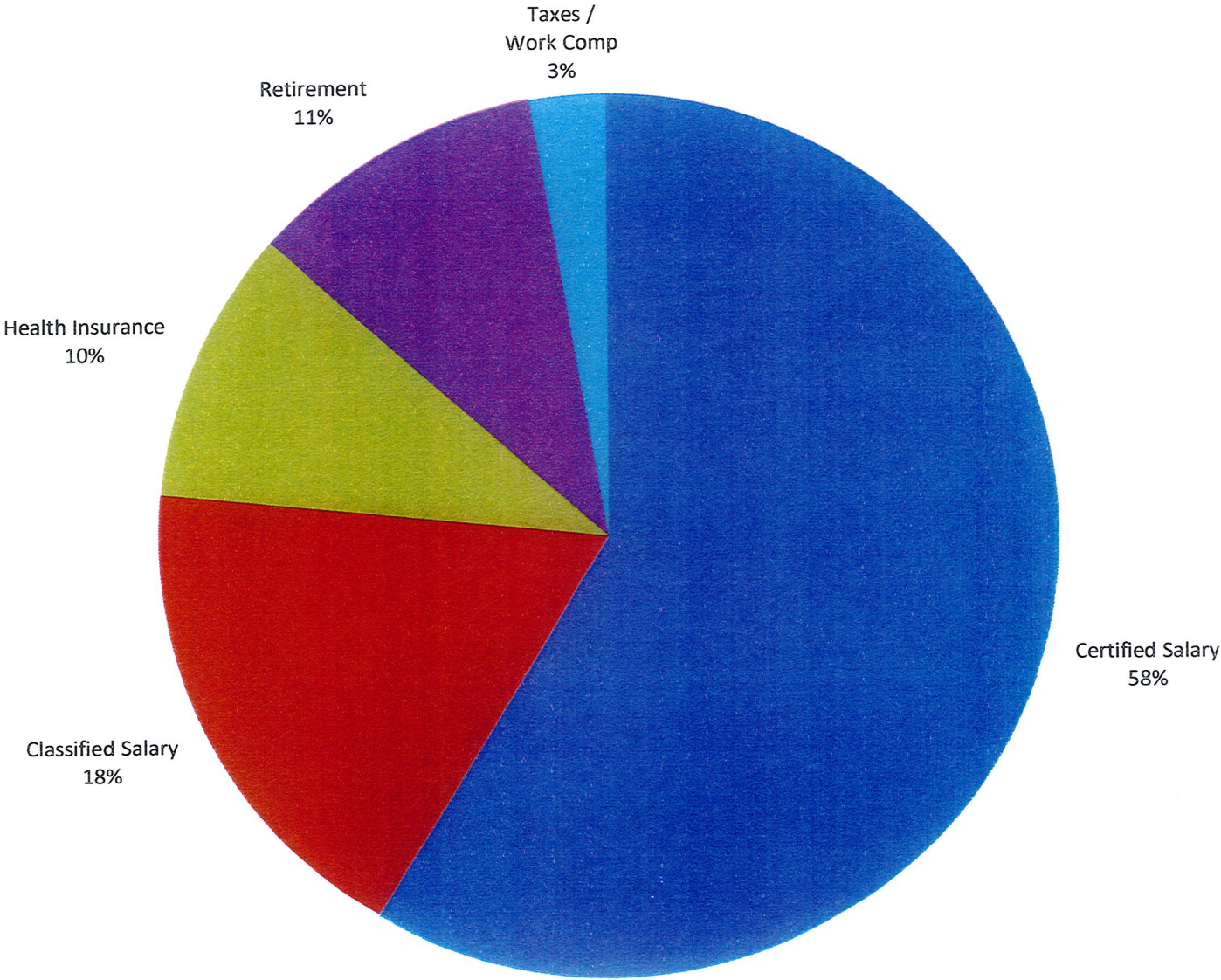
Exp By
OBJECT

	FY2017 Budget	FY2016 Forecast	FY2015 Actual	FY2014 Actual	FY2013 Actual
	<u>Full Year</u>	<u>Full Year</u>	<u>Full Year</u>	<u>Full Year</u>	<u>Full Year</u>
Expenses (000's)					
Certified Salaries	\$ 48,000	\$ 45,900	\$ 47,735	\$ 46,787	\$ 45,572
Non-Certified Salaries	14,760	14,050	14,621	14,309	14,199
Total Salaries	62,760	59,950	62,356	61,096	59,771
Teacher Retirement	7,655	7,310	7,586	7,365	7,093
Non-Teacher Retirement	1,105	1,040	1,084	1,031	1,010
Social Security	930	875	935	922	909
Medicare	875	830	864	838	818
Medical-Dental Etc	8,145	8,000	8,192	7,620	6,741
Work Comp/Unemploy	430	415	393	351	376
Total Benefits	19,140	18,470	19,054	18,127	16,947
Tuition	410	400	396	378	416
Professional Services	131	210	177	142	164
Audit	12	12	12	12	12
Technical Services	726	604	515	473	452
Legal Services	85	80	78	146	47
Property Services	1,375	1,356	1,233	1,411	1,236
Contracted Trans	191	235	227	121	93
Travel	948	205	181	98	117
Property Insurance	438	416	403	361	374
Liability Insurance	446	427	410	374	386
Fidelity	2	2	2	2	2
Other Purch Services	1,046	950	875	890	879
Total Purchased Services	5,810	4,897	4,509	4,408	4,178
General Supplies	1,830	1,698	1,748	1,457	1,548
One - to - One	500	-	500	515	499
Regular Textbooks	1,302	370	366	422	421
Library Books	150	-	111	107	117
Periodicals	27	-	9	9	10
Food Supplies	1,625	1,675	1,578	1,592	1,469
Energy	2,643	2,525	2,673	2,776	2,653
Other	4,288	4,345	3,957	3,778	3,489
Total Supplies	12,365	10,613	10,942	10,656	10,206
Building	2,473	480	725	791	907
Site Improvement	-	-	272	168	928
Equip- General	245	246	310	217	182
Equip- Instructional	96	66	204	257	124
Vehicles	-	-	-	48	27
School Buses	1,045	111	544	80	-
Total Capital	3,859	903	2,055	1,561	2,168
Principal	8,305	7,828	7,266	6,425	3,549
Interest	1,277	1,763	1,971	2,750	2,852
Other Debt Service	14	16	12	15	1
Total Debt Service	9,596	9,607	9,249	9,190	6,402
TOTAL ALL	\$ 113,530	\$ 104,440	\$ 108,165	\$ 105,038	\$ 99,672
Inc(Dec) From Prior Year	\$ 9,090	\$ (598)	\$ 8,493	\$ 5,366	
	8.7%	-0.6%	8.5%	5.4%	

FY2017 Expense by Object



FY2017 Salaries & Benefits



5. PROP R

**Mehlville School District
Prop R Budget - Expenses
FY2017**

Orig Budget
Full Year

Revenue Estimate \$ 8,044

Salaries

16 Teachers (40K avg)	640
Professional Development increase	350
Restore Activity Clubs	200
Total	<u>1,190</u>

Benefits

16 Teachers	220
PD increase	56
Activity Clubs	32
Total	<u>308</u>

(retirement 14.5%, medicare 1.45%, health ins \$7250 per)

Purch Services

PD Travel	770
Feedback - Tech Services	50
Total	<u>820</u>

Supplies

Schools - General Supplies	50
Teacher - General Supplies	87
Technology One-to-One	500
Teacher - Textbook	912
Teacher - Library books	150
Teacher - Periodicals	26
Technology - network switches	275
Technology - restore cuts	50
Teacher - Other	(15)
Total	<u>2,035</u>

Capital

Teacher - Equip Instruct	40
Buses - Vehicle Capital	940
Capital Projects	1,555
Total	<u>2,535</u>

Total Tracking Items 6,888

+ Operations funding	1,064
+ Capital fund carryforward	195
+ 16 Teachers under budget	260
- Tech Switches budget addition	(275)
- Benefits for PD & Clubs salary	(88)
Operations and Carryforward	<u>1,156</u>

Total Prop R Budget 8,044

**Mehlvile School District
Prop R Revenue Tracking**

May 12, 2016 Board Meeting

(This update supersedes previous tracking schedules)

<u>Mehlvile Strategic Plan</u>	2015-16		2016-17		
	Adopted Budget		Prop R Estimate	= Target	vs. Proposed Budget

Student Preparation:

1 Add 16 interventionists and ELL teachers \$ - \$ 1,120,000 \$ 1,120,000 1,093,000
 These 16 teachers include 4 new hires and 12 internal transfers. Salary totals \$834K and benefits are estimated at 31% to be \$259K.
 The actual cost of the 4 new hires above, plus hiring 12 teachers to replace the transfers above is about \$860K, based on estimating \$40K per teacher plus benefits. So the true budget impact is about \$860K (\$260K under budget). See teacher contract copies.

2 PD for teachers and administrators 101,000 1,120,000 1,221,000 1,277,000
 110-2214-6345-840-335 \$ 821,000
 120-2214-6138-840-335 400,000
 Total Budget \$ 1,221,000

Note: Incremental salaries are \$350K which results in about \$56K additional benefits expense (15.95%) which is not shown above.

3 Restore technology funds cut in 2015 1,447,947 550,000 1,997,947 2,361,815

2016-17 Budget for IT Dept (Location #810, Program #530)

Prior Year Budget	1,985,198	Restore to PY Budget	1,985,000
CY Adopted Budget	1,447,947	Regular budget increase 5.1%	101,815
CY Budget Reduction	537,251	Switches - technology upgrade	275,000
		Total Budget Program #530	2,361,815

Note 1> Expenses exclude salary and benefits, and also exclude classroom technology budgeted in Program #340.

NY budget is a \$886K increase from CY. \$857K is due to one-to-one computers restored and network switch upgrades.

4 Restore school supplies cut in 2015 929,070 50,000 979,070 1,007,067
 CY Budget 929,070
 Restore Cuts 50,000
 PLTW Addition 27,997
 Total Budget 1,007,067

Note: Budget total is from 16 school locations. Supplies (64xx) increased \$94K, services increased \$1K (63xx), capital decreased \$17K (65xx) for a net increase of \$78K to restore \$50K cuts and add \$28K for PLTW.

5 Restore student clubs cut in 2015 - 200,000 200,000 232,000 estimate
 Note: Incremental salaries are \$200K which results in about \$32K additional benefits expense (15.95%) which is not shown above.

Teacher Support:

1 Restore textbook/instructional materials to 2004-05 level 649,200 1,200,000 1,849,200 1,849,200
 Note: Represents direct instructional materials in the Curriculum Departments budget in 12 account codes.
 Note 2: Continuous classroom improvement expenses are included in Student Preparation item #2 above.

Effective and Efficient:

1 Gather community feedback systematically - 50,000 50,000 50,000
 Note: commingled in account 110-2631-6319-810-533.

Capital Needs

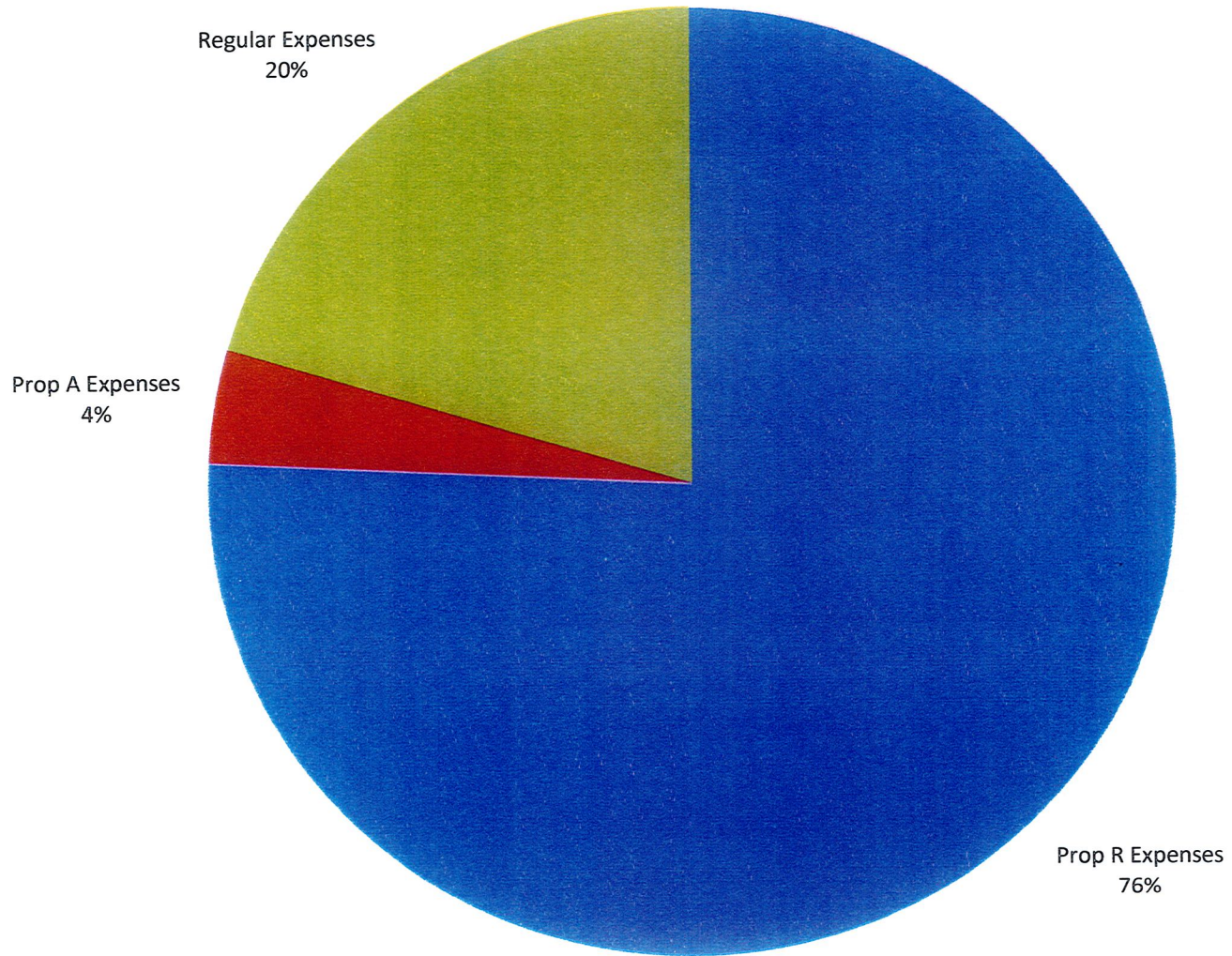
1 Transportation - 10 buses (410-2552-6552-820-541) - 940,000 940,000 940,000 bid
 2 Capital Projects 480,000 1,750,000 2,230,000
 Fire alarms (\$370K bid + \$26K engineering + \$39K contingency) 435,000 bid
 HVAC Oakville MS (\$365K bid + \$40K engineering + \$19K contingency) 424,000 bid
 HVAC Washington MS (\$410K bid + \$29K engineering, + \$37K contingency) 476,000 bid
 Asphalt maintenance Bid pending 175,000 ESTIMATE
 Doors - MHS Bid pending 45,000 ESTIMATE
 Regular Budget - 3 vehicles 172K, JB roofing 140K, elevator 95K, elevator door pkg 40K, contingency 33K 480,000 ESTIMATE
 Total Capital Projects (Fund 410, objects 6522 or 6531) 480,000 1,750,000 2,230,000 2,035,000

Note: This excludes capital budget for Prop A funds.

Operating Expenses/Deficit Reduction 1,064,000 1,064,000 806,135

Total ESTIMATED Prop R Revenue Funding \$ 3,607,217 \$ 8,044,000 \$ 11,651,217 \$ 11,651,217

Prop R Portion of FY2017 Budget Increases



6. CAPITAL

Mehlville School District Capital Expense Budget - FY2017

	<u>Amount</u>	<u>Total</u>	<u>Revenue Source</u>
<u>Building and Site Improvement</u>			
Regular projects - see attached	480,000		
Prop R projects - see attached	1,555,000		
Prop A projects - see attached	349,000		
Contingency	89,000		
 Total		 2,473,000	 Capital Allocation
<u>Equipment - General</u>			
IT	120,000		Capital Allocation
Maintenance/Facilities	40,000		Capital Allocation
School Buildings	30,000		Capital Allocation
Food Service Fund #500	42,000		Food Service
Transportation	7,000		Capital Allocation
Admin and Curriculum	6,000		Capital Allocation
Total		245,000	
<u>Equipment - Instructional</u>			
Fine Arts	40,000		Capital Allocation
IT	30,000		Capital Allocation
Schools	26,000		Capital Allocation
Total		96,000	
<u>School Bus Lease (Principal)</u>			
Bus Lease	105,000		Capital Allocation
New Bus Purchase (10)	940,000	1,045,000	Capital Allocation
 Total Capital per the Expense Statement		 <u>3,859,000</u>	
 <u>Capital Fund #410 Expenses</u>			
	Capital expenses per above	3,859,000	
Less:	Food Service paid out of Fund #500	(42,000)	
Plus:	Lease Purchase Debt items:		
	St. John Building debt	104,488	
	DNR debt	39,461	
	Copier debt	86,023	
	Bus debt interest	8,028	
	 Total Capital Fund #410 Exp per Cash Flow Statement	 <u>4,055,000</u>	

Mehlville School District
Capital Project Tracking - Capital #410 Fund, Prop R, Prop A

June 23, 2016 Board Meeting

		(49 cents)	(4 cents)	
	<u>Fund #410</u>	<u>Prop R</u>	<u>Prop A</u>	<u>Total</u>
<u>FY2016-17</u>				
Estimated Beginning balance @ 6/30/2016	1,328,000	-		
Annual Estimated Funding	\$ 480,000	\$ 1,750,000	\$ 660,000	
Total Funds Available	1,808,000	1,750,000	660,000	
 <u>Summer 2016 Work Budgeted in FY2016-17</u>				
Three Facilities Vehicles to replace	172,000			
Roofing - JB (94 roof squares)	140,000			
Elevator replacement - MHS	95,000			
Elevator Door Operator Pkg - OHS, Wohlwend	40,000			
Contingency	33,000			
Fire Alarms - WMS, OMS, Bierbaum	Bid	435,000		
HVAC Science Wing - OMS	Bid	424,000		
HVAC Replace Unit Ventilators - WMS	Bid	476,000		
Asphalt Mainenance - District-wide	Estimate	175,000		
Replace Commons Exterior Doors - MHS	Estimate	45,000		
Roofing (301 squares) - Forder	Estimate			
Total Expense	480,000	1,555,000	349,000	2,384,000
Estimated Ending Balance @ 6/30/2017	\$ 1,328,000	\$ 195,000	\$ 311,000	

		(49 cents)	(4 cents)	
	<u>Fund #410</u>	<u>Prop R</u>	<u>Prop A</u>	<u>Total</u>
<u>FY2017-18</u>				
Estimated Beginning balance @ 6/30/2017	\$ 1,328,000	\$ 195,000	\$ 311,000	
Annual Estimated Funding	480,000	1,750,000	660,000	
Total Funds Available	1,808,000	1,945,000	971,000	
 <u>Summer 2017 Work Budgeted in FY2017-18</u>				
Replace 2 Maintenance Vehicles	100,000			
Replace keyless entry locks	180,000			
Prep for new school	100,000			
Contingency	100,000			
HVAC - Buerkle	1,265,000	1,035,000		
Replace Turf - MHS		450,000		
Asphalt Mainenance - District-wide		225,000		
Gym A floor replaced - OHS		175,000		
8 Classroom Ceilings Replaced - MHS		50,000		
Roofing (194 squares) - Point			283,000	
Roofing (98 squares) - Beasley			144,000	
Total Expense	1,745,000	1,935,000	427,000	4,107,000
Estimated Ending Balance @ 6/30/2018	\$ 63,000	\$ 10,000	\$ 544,000	

Mehlville School District
Capital Project Tracking - Capital #410 Fund, Prop R, Prop A

<u>FY2018-19</u>	(49 cents)		(4 cents)	<u>Total</u>
	<u>Fund #410</u>	<u>Prop R</u>	<u>Prop A</u>	
Estimated Beginning balance @ 6/30/2018	\$ 63,000	\$ 10,000	\$ 544,000	
Annual Estimated Funding	480,000	1,750,000	660,000	
Total Funds Available	<u>543,000</u>	<u>1,760,000</u>	<u>1,204,000</u>	
<u>Summer 2018 Work Budgeted in FY2018-19</u>				
Vehicle replacement	100,000			
Contingency	100,000			
OHS Turf replacment	250,000	200,000		
MHS Science wing HVAC	34,000	739,000		
Asphalt Mainenance - District-wide		190,000		
OHS Science wing HVAC		621,000		
Roofing (46 squares) - Wohlwend			67,000	
Roofing (266 squares) - OHS			425,000	
Total Expense	<u>484,000</u>	<u>1,750,000</u>	<u>492,000</u>	<u>2,726,000</u>
Estimated Ending Balance @ 6/30/2019	<u>\$ 59,000</u>	<u>\$ 10,000</u>	<u>\$ 712,000</u>	

<u>FY2019-20</u>	(49 cents)		(4 cents)	<u>Total</u>
	<u>Fund #410</u>	<u>Prop R</u>	<u>Prop A</u>	
Estimated Beginning balance @ 6/30/2019	\$ 59,000	\$ 10,000	\$ 712,000	
Annual Estimated Funding	480,000	1,750,000	660,000	
Total Funds Available	<u>539,000</u>	<u>1,760,000</u>	<u>1,372,000</u>	
<u>Summer 2019 Work Budgeted in FY2019-20</u>				
Vehicle replacement	100,000			
OHS Elevator maintenance	75,000			
Contingency	100,000			
Asphalt Mainenance - District-wide	235,000	240,000		
St John HVAC		860,000		
MHS Gym A floor		175,000		
2nd/3rd Floor Classrooms HVAC		237,000		
Stair Tread		75,000		
MHS/Wohlwend Elevator Maintenance		150,000		
Roofing (20 squares) - Trautwein			41,000	
Roofing (307 squares) - Wohlwend			445,000	
Roofing (126 squares) - Point			185,000	
Total Expense	<u>510,000</u>	<u>1,737,000</u>	<u>671,000</u>	<u>2,918,000</u>
Estimated Ending Balance @ 6/30/2020	<u>\$ 29,000</u>	<u>\$ 23,000</u>	<u>\$ 701,000</u>	

Mehlville School District
Capital Project Tracking - Capital #410 Fund, Prop R, Prop A

<u>FY2020-21</u>	(49 cents)		(4 cents)		<u>Total</u>
	<u>Fund #410</u>	<u>Prop R</u>	<u>Prop A</u>		
Estimated Beginning balance @ 6/30/2020	\$ 29,000	\$ 23,000	\$ 701,000		
Annual Estimated Funding	480,000	1,750,000	660,000		
Total Funds Available	<u>509,000</u>	<u>1,773,000</u>	<u>1,361,000</u>		
<u>Summer 2020 Work Budgeted in FY2020-21</u>					
Vehicle replacement	100,000				
Roofing (1,018 squares) - MHS	128,000		1,361,000		
Contingency	252,000				
Asphalt Maintenance - District-wide		200,000			
Hagemann HVAC		1,246,000			
Total Expense	<u>480,000</u>	<u>1,446,000</u>	<u>1,361,000</u>	<u>3,287,000</u>	
Estimated Ending Balance @ 6/30/2021	<u>\$ 29,000</u>	<u>\$ 327,000</u>	<u>\$ -</u>		

Note 1> Annual estimated funding is based on assessed value (AV). Prop R is 49 cents and Prop A is 4 cents. At prior year AV amounts, this is the approximate amount of revenue, but actual amounts will vary year-to-year for Prop R and Prop A, based on changes to AV.

Note 2> Expenses that are noted as estimates will be changed once bids are received.

Note 3> This plan will be reviewed periodically and adjusted as project amounts are more precisely known. This schedule shows Prop A fund balances increasing for a future roof project of almost \$1.4M. This schedule is flexible and may have projects moved back or moved up as needs and costs are reassessed.

7. DEBT

**Mehlville School District
Debt Summary
FY2017 Budget**

	<u>Amount</u>	<u>Total</u>	<u>Fund</u>	<u>Code</u>
<u>General Obligation Bonds</u>				
Principal	\$ 585,000			300-5100-6611-801
Interest	27,320	\$ 612,320	Debt Service	300-5200-6621-801
(This is the final year of GO bond payments)				
<u>Certificates of Participation</u>				
Principal	7,500,000			450-5100-6611-801
Interest	1,231,320	8,731,320	COP Fund	450-5231-6624-801
<u>St. John's Building Lease</u>				
Principal	100,228			410-5100-6611-801
Interest	4,260	104,488	Capital Fund	410-5221-6624-801
(This is the final year of debt payments)				
<u>DNR Energy Loans</u>				
Principal	33,919			410-5100-6611-801
Interest	5,542	39,461	Capital Fund	410-5221-6624-801
<u>Copier Lease - Renew Estimate</u>				
Principal	100,669			410-5131-6613-809
Interest	18,654	119,323	Capital Fund	410-5231-6623-809
(last payment is 15-16 year - assume renewal)				
<u>Bus Lease (Existing)</u>				
Principal	104,823			410-2552-6552-606
Interest	8,246	113,069	Capital Fund	410-5231-6623-606
Total Debt Payments		<u>\$ 9,719,980</u>		
	Total Principal	\$ 8,424,638		
	Total Interest	<u>1,295,341</u>		
		<u>\$ 9,719,980</u>		
	Capital	\$ 104,823		
	Debt Service	<u>9,615,157</u>		
		<u>\$ 9,719,980</u>		

Note: Copier debt was estimated at \$86K and \$265K was budgeted for copier operating expenses. Results are now known, so this schedule is modified to show \$119K actual copiers debt and actual copier operating expense is \$232K. Total annual expense remains at \$351K.

Mehlville School District
Debt Payment Schedules - GO Bonds Fund #300

Principal = #300 Fund/#5100 Function/#6611 Object/#801 Loc
Interest = #300 Fund/#5200 Function/#6621 Object/#801 Loc

<u>Issue</u>	<u>FY</u>	<u>Pay Date</u>	<u>Principal</u>	<u>Interest</u>	<u>Total</u>
--------------	-----------	-----------------	------------------	-----------------	--------------

SUMMARY OF G.O. BOND BY YEAR

FY2017			585,000.00	27,319.50	612,319.50
Total			\$ 585,000.00	\$ 27,319.50	\$ 612,319.50

DETAIL G.O. BOND PAY SCHEDULES

2017	8/15/2016			13,659.75	\$ 13,659.75
2017	2/15/2017		585,000.00	13,659.75	\$ 598,659.75
Total			\$ 585,000.00	\$ 27,319.50	\$ 612,319.50

Mehlville School District
Debt Payment Schedules - COPS Fund #450

<u>Issue</u>	<u>FY</u>	<u>Pay Date</u>	450-6611 <u>Principal</u>	450-6624 <u>Interest</u>	<u>Total</u>	
Principal = #450 Fund/#5100 Function/#6611 Object/#801 Loc						
Interest = #450 Fund/#5231 Function/#6624 Object/#801 Loc						
<u>SUMMARY BY COP</u>						
2005 COP		thru 9/1/2016	160,000.00	4,000.00	164,000.00	callable now
2009 COP		thru 3/1/2029	6,735,000.00	3,979,812.50	10,714,812.50	call date 3/1/2019
2012A COP		thru 4/15/2021	3,940,000.00	492,500.00	4,432,500.00	callable now
2012B COP		thru 4/15/2020	3,370,000.00	170,650.00	3,540,650.00	callable now
2013 COP		thru 4/15/2020	3,400,000.00	89,440.00	3,489,440.00	closed 12/17/2013 4/15/2016
2014A COP		thru 4/15/2021	9,750,000.00	930,360.00	10,680,360.00	closed 3/20/14 4/15/2016
2014B COP		thru 4/15/2021	8,840,000.00	494,040.00	9,334,040.00	closed 4/8/14 4/15/2016
2014C COP		thru 4/15/2020	5,335,000.00	278,075.00	5,613,075.00	closed 5/22/14 4/15/2017
2015 COP		thru 10/15/2018	10,000,000.00	180,901.25	10,180,901.25	closed 6/24/2015 10/15/2016
Total			<u>\$ 51,530,000.00</u>	<u>\$ 6,619,778.75</u>	<u>\$ 58,149,778.75</u>	

SUMMARY OF TOTAL COPS BY YEAR

FY2017	7,500,000.00	1,231,320.00	8,731,320.00
FY2018	8,185,000.00	1,137,723.75	9,322,723.75
FY2019	12,420,000.00	1,007,140.00	13,427,140.00
FY2020	9,405,000.00	816,160.00	10,221,160.00
FY2021	8,705,000.00	596,265.00	9,301,265.00
FY2022	460,000.00	362,132.50	822,132.50
FY2023	505,000.00	332,002.50	837,002.50
FY2024	560,000.00	298,625.00	858,625.00
FY2025	615,000.00	260,825.00	875,825.00
FY2026	675,000.00	219,312.50	894,312.50
FY2027	755,000.00	173,750.00	928,750.00
FY2028	835,000.00	121,277.50	956,277.50
FY2029	910,000.00	63,245.00	973,245.00
Total	<u>\$ 51,530,000.00</u>	<u>\$ 6,619,778.75</u>	<u>\$ 58,149,778.75</u>

Mehlville School District
Debt Payment Schedules - COPS Fund #450

<u>Issue</u>	<u>FY</u>	<u>Pay Date</u>	<u>450-6611 Principal</u>	<u>450-6624 Interest</u>	<u>Total</u>
<u>DETAIL COP PAY SCHEDULES</u>					
2005 COP	2017	9/1/2016	160,000.00	4,000.00	164,000.00
2005 COP		Total	\$ 160,000.00	\$ 4,000.00	\$ 164,000.00
2009 COP	2017	9/1/2016		\$ 227,571.25	227,571.25
2009 COP	2017	3/1/2017		\$ 227,571.25	227,571.25
2009 COP	2018	9/1/2017		\$ 227,571.25	227,571.25
2009 COP	2018	3/1/2018	300,000.00	\$ 227,571.25	527,571.25
2009 COP	2019	9/1/2018		217,746.25	217,746.25
2009 COP	2019	3/1/2019	335,000.00	217,746.25	552,746.25
2009 COP	2020	9/1/2019		206,775.00	206,775.00
2009 COP	2020	3/1/2020	370,000.00	206,775.00	576,775.00
2009 COP	2021	9/1/2020		194,657.50	194,657.50
2009 COP	2021	3/1/2021	415,000.00	194,657.50	609,657.50
2009 COP	2022	9/1/2021		181,066.25	181,066.25
2009 COP	2022	3/1/2022	460,000.00	181,066.25	641,066.25
2009 COP	2023	9/1/2022		166,001.25	166,001.25
2009 COP	2023	3/1/2023	505,000.00	166,001.25	671,001.25
2009 COP	2024	9/1/2023		149,312.50	149,312.50
2009 COP	2024	3/1/2024	560,000.00	149,312.50	709,312.50
2009 COP	2025	9/1/2024		130,412.50	130,412.50
2009 COP	2025	3/1/2025	615,000.00	130,412.50	745,412.50
2009 COP	2026	9/1/2025		109,656.25	109,656.25
2009 COP	2026	3/1/2026	675,000.00	109,656.25	784,656.25
2009 COP	2027	9/1/2026		86,875.00	86,875.00
2009 COP	2027	3/1/2027	755,000.00	86,875.00	841,875.00
2009 COP	2028	9/1/2027		60,638.75	60,638.75
2009 COP	2028	3/1/2028	835,000.00	60,638.75	895,638.75
2009 COP	2029	9/1/2028		31,622.50	31,622.50
2009 COP	2029	3/1/2029	910,000.00	31,622.50	941,622.50
2009 COP		Total	\$ 6,735,000.00	\$ 3,979,812.50	\$ 10,714,812.50
2012A COP	2017	10/15/2016		49,250.00	49,250.00
2012A COP	2017	4/15/2017		49,250.00	49,250.00
2012A COP	2018	10/15/2017		49,250.00	49,250.00
2012A COP	2018	4/15/2018		49,250.00	49,250.00
2012A COP	2019	10/15/2018		49,250.00	49,250.00
2012A COP	2019	4/15/2019		49,250.00	49,250.00
2012A COP	2020	10/15/2019		49,250.00	49,250.00
2012A COP	2020	4/15/2020		49,250.00	49,250.00
2012A COP	2021	10/15/2020		49,250.00	49,250.00
2012A COP	2021	4/15/2021	3,940,000.00	49,250.00	3,989,250.00
2012A COP		Total	\$ 3,940,000.00	\$ 492,500.00	\$ 4,432,500.00

Mehlville School District
Debt Payment Schedules - COPS Fund #450

Issue	FY	Pay Date	450-6611	450-6624	Total
			Principal	Interest	
2012B COP	2017	10/15/2016		31,700.00	31,700.00
2012B COP	2017	4/15/2017	820,000.00	31,700.00	851,700.00
2012B COP	2018	10/15/2017		25,550.00	25,550.00
2012B COP	2018	4/15/2018	830,000.00	25,550.00	855,550.00
2012B COP	2019	10/15/2018		18,287.50	18,287.50
2012B COP	2019	4/15/2019	850,000.00	18,287.50	868,287.50
2012B COP	2020	10/15/2019		9,787.50	9,787.50
2012B COP	2020	4/15/2020	870,000.00	9,787.50	879,787.50
2012B COP	Total		\$ 3,370,000.00	\$ 170,650.00	\$ 3,540,650.00

2013 COP	2017	10/15/2016		27,517.50	27,517.50
2013 COP	2017	4/15/2017	2,570,000.00	27,517.50	2,597,517.50
2013 COP	2018	10/15/2017		8,242.50	8,242.50
2013 COP	2018	4/15/2018	270,000.00	8,242.50	278,242.50
2013 COP	2019	10/15/2018		5,880.00	5,880.00
2013 COP	2019	4/15/2019	280,000.00	5,880.00	285,880.00
2013 COP	2020	10/15/2019		3,080.00	3,080.00
2013 COP	2020	4/15/2020	280,000.00	3,080.00	283,080.00
2013 COP	Total		\$ 3,400,000.00	\$ 89,440.00	\$ 3,489,440.00

2014A COP	2017	10/15/2016		109,072.50	109,072.50
2014A COP	2017	4/15/2017	150,000.00	109,072.50	259,072.50
2014A COP	2018	10/15/2017		108,247.50	108,247.50
2014A COP	2018	4/15/2018	150,000.00	108,247.50	258,247.50
2014A COP	2019	10/15/2018		107,122.50	107,122.50
2014A COP	2019	4/15/2019	1,890,000.00	107,122.50	1,997,122.50
2014A COP	2020	10/15/2019		90,112.50	90,112.50
2014A COP	2020	4/15/2020	3,510,000.00	90,112.50	3,600,112.50
2014A COP	2021	10/15/2020		50,625.00	50,625.00
2014A COP	2021	4/15/2021	4,050,000.00	50,625.00	4,100,625.00
2014A COP	Total		\$ 9,750,000.00	\$ 930,360.00	\$ 10,680,360.00

2014B COP	2017	10/15/2016		77,765.00	77,765.00
2014B COP	2017	4/15/2017	630,000.00	77,765.00	707,765.00
2014B COP	2018	10/15/2017		74,615.00	74,615.00
2014B COP	2018	4/15/2018	3,120,000.00	74,615.00	3,194,615.00
2014B COP	2019	10/15/2018		51,215.00	51,215.00
2014B COP	2019	4/15/2019	1,340,000.00	51,215.00	1,391,215.00
2014B COP	2020	10/15/2019		39,825.00	39,825.00
2014B COP	2020	4/15/2020	3,450,000.00	39,825.00	3,489,825.00
2014B COP	2021	10/15/2020		3,600.00	3,600.00
2014B COP	2021	4/15/2021	300,000	3,600.00	303,600.00
2014B COP	Total		\$ 8,840,000.00	\$ 494,040.00	\$ 9,334,040.00

Mehlville School District
Debt Payment Schedules - COPS Fund #450

<u>Issue</u>	<u>FY</u>	<u>Pay Date</u>	450-6611 <u>Principal</u>	450-6624 <u>Interest</u>	<u>Total</u>
2014C COP	2017	10/15/2016		44,075.00	44,075.00
2014C COP	2017	4/15/2017	130,000.00	44,075.00	174,075.00
2014C COP	2018	10/15/2017		43,262.50	43,262.50
2014C COP	2018	4/15/2018	130,000.00	43,262.50	173,262.50
2014C COP	2019	10/15/2018		42,450.00	42,450.00
2014C COP	2019	4/15/2019	4,150,000.00	42,450.00	4,192,450.00
2014C COP	2020	10/15/2019		9,250.00	9,250.00
2014C COP	2020	4/15/2020	925,000.00	9,250.00	934,250.00
2014C COP	Total		<u>\$ 5,335,000.00</u>	<u>\$ 278,075.00</u>	<u>\$ 5,613,075.00</u>
2015 COP	2017	10/15/2016	3,040,000.00	52,408.75	\$ 3,092,408.75
2015 COP	2017	4/15/2017		41,008.75	\$ 41,008.75
2015 COP	2018	10/15/2017	3,385,000.00	41,008.75	\$ 3,426,008.75
2015 COP	2018	4/15/2018		23,237.50	\$ 23,237.50
2015 COP	2019	10/15/2018	3,575,000.00	23,237.50	\$ 3,598,237.50
2015 COP	Total		<u>\$ 10,000,000.00</u>	<u>\$ 180,901.25</u>	<u>\$ 10,180,901.25</u>

**Mehlville School District
Debt Payment Schedules - Fund #410**

<u>Issue</u>	<u>FY</u>	<u>Pay Date</u>	<u>Principal</u>	<u>Interest</u>	<u>Total</u>
SUMMARY BY LOAN					
St. John's		thru 5/2/2017	\$ 100,228.21	\$ 4,259.67	\$ 104,487.88
DNR #NPDELP42		thru 2/1/2021	135,694.09	13,665.03	149,359.12
DNR #NPDELM72		thru 2/1/2019	21,010.66	1,310.47	22,321.13
Bus Lease		thru 7/15/2020	486,767.35	22,041.62	508,808.97
Copier		thru 6/28/2021	543,244.65	53,368.35	596,613.00
Total			<u>\$ 1,286,944.96</u>	<u>\$ 94,645.14</u>	<u>\$ 1,381,590.10</u>

SUMMARY OF TOTAL LOANS BY YEAR - FUND #410						Principal	Interest	
						Function/Obj/Loc	Function/Obj/Loc	
FY2017	\$	134,147.09	\$	9,801.79	\$	143,948.88	5100/6611/801	5221/6624/801
FY2017		100,668.56		18,654.04		119,322.60	5131/6613/809	5231/6623/809
FY2017		104,822.51		8,246.15		113,068.66	2552/6552/606	5231/6623/606
FY2017 Total	<u>\$</u>	<u>339,638.16</u>	<u>\$</u>	<u>36,701.98</u>	<u>\$</u>	<u>376,340.14</u>		
FY2018	\$	35,195.49	\$	4,265.51	\$	39,461.00	5100/6611/801	5221/6624/801
FY2018		104,509.39		14,813.21		119,322.60	5131/6613/809	5231/6623/809
FY2018		106,707.23		6,361.43		113,068.66	2552/6552/606	5231/6623/606
FY2018 Total	<u>\$</u>	<u>246,412.11</u>	<u>\$</u>	<u>25,440.15</u>	<u>\$</u>	<u>271,852.26</u>		
FY2019	\$	35,360.31	\$	2,940.82	\$	38,301.13	5100/6611/801	5221/6624/801
FY2019		108,496.76		10,825.84		119,322.60	5131/6613/809	5231/6623/809
FY2019		108,625.84		4,442.82		113,068.66	2552/6552/606	5231/6623/606
FY2019 Total	<u>\$</u>	<u>252,482.91</u>	<u>\$</u>	<u>18,209.48</u>	<u>\$</u>	<u>270,692.39</u>		
FY2020	\$	29,953.58	\$	1,680.42	\$	31,634.00	5100/6611/801	5221/6624/801
FY2020		112,636.24		6,686.36		119,322.60	5131/6613/809	5231/6623/809
FY2020		110,578.94		2,489.72		113,068.66	2552/6552/606	5231/6623/606
FY2020 Total	<u>\$</u>	<u>253,168.76</u>	<u>\$</u>	<u>10,856.50</u>	<u>\$</u>	<u>264,025.26</u>		
FY2021	\$	22,276.49	\$	546.63	\$	22,823.12	5100/6611/801	5221/6624/801
FY2021		116,933.70		2,388.90		119,322.60	5131/6613/809	5231/6623/809
FY2021		56,032.83		501.50		56,534.33	2552/6552/606	5231/6623/606
FY2021 Total	<u>\$</u>	<u>195,243.02</u>	<u>\$</u>	<u>3,437.03</u>	<u>\$</u>	<u>198,680.05</u>		
Grand Total	<u>\$</u>	<u>1,286,944.96</u>	<u>\$</u>	<u>94,645.14</u>	<u>\$</u>	<u>1,381,590.10</u>		
						-	Control Difference	

**Mehlville School District
Debt Payment Schedules - Fund #410**

<u>Issue</u>	<u>FY</u>	<u>Pay Date</u>	<u>Principal</u>	<u>Interest</u>	<u>Total</u>	<u>Principal Function/Obj/Loc</u>	<u>Interest Function/Obj/Loc</u>
St. John's Renovations Lease Purchase (SCOPE)							
	<u>FY</u>	<u>Pay Date</u>	<u>Principal</u>	<u>Interest</u>	<u>Total</u>		
	2017	5/2/2017	100,228.21	4,259.67	\$ 104,487.88		
	Total		\$ 100,228.21	\$ 4,259.67	\$ 104,487.88	5100/6611/801	5221/6624/801

Note: Original debt was \$837,041. First payment was 5/2/2007, interest rate is 4.25%.

Payments are made through the Mehlville Public Facilities Authority through Series 2007 Leasehold note.

DNR (Dept of Natural Resources) Loan #NPDELM72 (Function 5100 principal, 5221 interest)						<u>Principal Function/Obj/Loc</u>	<u>Interest Function/Obj/Loc</u>
<u>FY</u>	<u>Pay Date</u>	<u>Principal</u>	<u>Interest</u>	<u>Total</u>			
2017	8/1/2016	3,530.06	383.44	3,913.50			
2017	2/1/2017	3,594.48	319.02	3,913.50			
2018	8/1/2017	3,660.08	253.42	3,913.50			
2018	2/1/2018	3,726.87	186.63	3,913.50			
2019	8/1/2018	3,794.89	118.61	3,913.50			
2019	2/1/2019	2,704.28	49.35	2,753.63			
Total		\$ 21,010.66	\$ 1,310.47	\$ 22,321.13	5100/6611/801	5221/6624/801	

DNR (Dept of Natural Resources) Loan #NPDELP42 (Function 5100 principal, 5221 interest)						<u>Principal Function/Obj/Loc</u>	<u>Interest Function/Obj/Loc</u>
<u>FY</u>	<u>Pay Date</u>	<u>Principal</u>	<u>Interest</u>	<u>Total</u>			
2017	8/1/2016	13,272.74	2,544.26	15,817.00			
2017	2/1/2017	13,521.60	2,295.40	15,817.00			
2018	8/1/2017	13,775.13	2,041.87	15,817.00			
2018	2/1/2018	14,033.41	1,783.59	15,817.00			
2019	8/1/2018	14,296.54	1,520.46	15,817.00			
2019	2/1/2019	14,564.60	1,252.40	15,817.00			
2020	8/1/2019	14,837.69	979.31	15,817.00			
2020	2/1/2020	15,115.89	701.11	15,817.00			
2021	8/1/2020	15,399.32	417.68	15,817.00			
2021	2/1/2021	6,877.17	128.95	7,006.12			
Total		\$ 135,694.09	\$ 13,665.03	\$ 149,359.12	5100/6611/801	5221/6624/801	

Bus Lease Purchase (Function 2552 Principal, 5231 Interest)						<u>Principal Function/Obj/Loc</u>	<u>Interest Function/Obj/Loc</u>
<u>FY</u>	<u>Pay Date</u>	<u>Principal</u>	<u>Interest</u>	<u>Total</u>			
2017	7/15/2016	52,177.76	4,356.57	56,534.33			
2017	1/15/2017	52,644.75	3,889.58	56,534.33			
2018	7/15/2017	53,115.92	3,418.41	56,534.33			
2018	1/15/2018	53,591.31	2,943.02	56,534.33			
2019	7/15/2018	54,070.95	2,463.38	56,534.33			
2019	1/15/2019	54,554.89	1,979.44	56,534.33			
2020	7/15/2019	55,043.15	1,491.18	56,534.33			
2020	1/15/2020	55,535.79	998.54	56,534.33			
2021	7/15/2020	56,032.83	501.50	56,534.33			
Total		\$ 486,767.35	\$ 22,041.62	\$ 508,808.97	2552/6552/606	5231/6623/606	

Note> \$740,795 original loan at 1.79% for 12 buses payable to Tax Exempt Leasing Corp.

**Mehlville School District
Debt Payment Schedules - Fund #410**

<u>Issue</u>	<u>FY</u>	<u>Pay Date</u>	<u>Principal</u>	<u>Interest</u>	<u>Total</u>		
<u>Copiers Lease Purchase (Function 5131 Principal, 5231 Interest)</u>							
	<u>FY</u>	<u>Pay Date</u>	<u>Principal</u>	<u>Interest</u>	<u>Total</u>	<u>Principal Function/Obj/Loc</u>	<u>Interest Function/Obj/Loc</u>
1	2017	7/25/2016	8,245.83	1,697.72	9,943.55		
2	2017	8/25/2016	8,271.60	1,671.95	9,943.55		
3	2017	9/25/2016	8,297.45	1,646.10	9,943.55		
4	2017	10/25/2016	8,323.38	1,620.17	9,943.55		
5	2017	11/25/2016	8,349.39	1,594.16	9,943.55		
6	2017	12/25/2016	8,375.48	1,568.07	9,943.55		
7	2017	1/25/2017	8,401.66	1,541.89	9,943.55		
8	2017	2/25/2017	8,427.91	1,515.64	9,943.55		
9	2017	3/25/2017	8,454.25	1,489.30	9,943.55		
10	2017	4/25/2017	8,480.67	1,462.88	9,943.55		
11	2017	5/25/2017	8,507.18	1,436.37	9,943.55		
12	2017	6/25/2017	8,533.76	1,409.79	9,943.55		
13	2018	7/25/2017	8,560.43	1,383.12	9,943.55		
14	2018	8/25/2017	8,587.19	1,356.36	9,943.55		
15	2018	9/25/2017	8,614.02	1,329.53	9,943.55		
16	2018	10/25/2017	8,640.94	1,302.61	9,943.55		
17	2018	11/25/2017	8,667.95	1,275.60	9,943.55		
18	2018	12/25/2017	8,695.03	1,248.52	9,943.55		
19	2018	1/25/2018	8,722.21	1,221.34	9,943.55		
20	2018	2/25/2018	8,749.47	1,194.08	9,943.55		
21	2018	3/25/2018	8,776.81	1,166.74	9,943.55		
22	2018	4/25/2018	8,804.24	1,139.31	9,943.55		
23	2018	5/25/2018	8,831.75	1,111.80	9,943.55		
24	2018	6/25/2018	8,859.35	1,084.20	9,943.55		
25	2019	7/25/2018	8,887.04	1,056.51	9,943.55		
26	2019	8/25/2018	8,914.81	1,028.74	9,943.55		
27	2019	9/25/2018	8,942.67	1,000.88	9,943.55		
28	2019	10/25/2018	8,970.62	972.93	9,943.55		
29	2019	11/25/2018	8,998.66	944.89	9,943.55		
30	2019	12/25/2018	9,026.78	916.77	9,943.55		
31	2019	1/25/2019	9,054.99	888.56	9,943.55		
32	2019	2/25/2019	9,083.29	860.26	9,943.55		
33	2019	3/25/2019	9,111.67	831.88	9,943.55		
34	2019	4/25/2019	9,140.15	803.40	9,943.55		
35	2019	5/25/2019	9,168.71	774.84	9,943.55		
36	2019	6/25/2019	9,197.37	746.18	9,943.55		
37	2020	7/25/2019	9,226.11	717.44	9,943.55		
38	2020	8/25/2019	9,254.94	688.61	9,943.55		
39	2020	9/25/2019	9,283.87	659.68	9,943.55		
40	2020	10/25/2019	9,312.88	630.67	9,943.55		
41	2020	11/25/2019	9,341.98	601.57	9,943.55		
42	2020	12/25/2019	9,371.18	572.37	9,943.55		
43	2020	1/25/2020	9,400.46	543.09	9,943.55		
44	2020	2/25/2020	9,429.84	513.71	9,943.55		
45	2020	3/25/2020	9,459.31	484.24	9,943.55		
46	2020	4/25/2020	9,488.87	454.68	9,943.55		
47	2020	5/25/2020	9,518.53	425.02	9,943.55		
48	2020	6/25/2020	9,548.27	395.28	9,943.55		

Mehlville School District
Debt Payment Schedules - Fund #410

<u>Issue</u>	<u>FY</u>	<u>Pay Date</u>	<u>Principal</u>	<u>Interest</u>	<u>Total</u>		
49	2021	7/25/2020	9,578.11	365.44	9,943.55		
50	2021	8/25/2020	9,608.05	335.50	9,943.55		
51	2021	9/25/2020	9,638.07	305.48	9,943.55		
52	2021	10/25/2020	9,668.19	275.36	9,943.55		
53	2021	11/25/2020	9,698.41	245.14	9,943.55		
54	2021	12/25/2020	9,728.72	214.83	9,943.55		
55	2021	1/25/2021	9,759.12	184.43	9,943.55		
56	2021	2/25/2021	9,789.62	153.93	9,943.55		
57	2021	3/25/2021	9,820.21	123.34	9,943.55		
58	2021	4/25/2021	9,850.90	92.65	9,943.55		
59	2021	5/25/2021	9,881.69	61.86	9,943.55		
60	2021	6/25/2021	9,912.61	30.94	9,943.55		
Total			\$ 543,244.65	\$ 53,368.35	\$ 596,613.00	5131/6613/809	5231/6623/809

8. FORECAST

MEHLVILLE SCHOOL DISTRICT

Four Year Forecast

May 2016

(AMOUNTS IN THOUSANDS)

	2019	2018	2017	2016	2015	2014	2013
<u>REVENUE BY SOURCE</u>	<u>Forecast</u>	<u>Forecast</u>	<u>Budget</u>	<u>Forecast</u>	<u>Actual</u>	<u>Actual</u>	<u>Actual</u>
Local	\$ 90,750	\$ 90,500	\$ 89,611	\$ 80,870	\$ 79,682	\$ 79,529	\$ 80,366
County	1,763	1,763	1,763	1,727	1,700	1,705	1,551
State	18,697	18,390	18,077	18,669	17,742	17,759	14,846
Federal	3,540	3,540	3,540	3,530	3,976	3,780	3,966
Other	1,530	1,530	1,580	2,192	2,530	2,708	1,707
TOTAL	\$ 116,280	\$ 115,723	\$ 114,571	\$ 106,988	\$ 105,630	\$ 105,481	\$ 102,436
	0.5%	1.0%	7.1%	1.3%	0.1%	3.0%	
<u>EXPENDITURES BY OBJECT</u>							
Salaries	\$ 64,963	\$ 63,715	\$ 62,760	\$ 59,950	\$ 62,356	\$ 61,096	\$ 59,771
Benefits	19,562	19,326	19,140	18,470	19,054	18,127	16,947
Purchased Services	6,080	5,909	5,810	4,897	4,509	4,408	4,178
Supplies	12,710	12,555	12,365	10,613	10,942	10,656	10,206
Operating Expenses	103,315	101,505	100,075	93,930	96,861	94,287	91,102
	1.8%	1.4%	6.5%	-3.0%	2.7%	3.5%	
Capital	3,781	5,145	3,837	903	2,055	1,561	2,168
Debt Service	13,571	9,468	9,596	9,607	9,249	9,190	6,402
TOTAL	\$ 120,667	\$ 116,118	\$ 113,508	\$ 104,440	\$ 108,165	\$ 105,038	\$ 99,672
	3.9%	2.3%	8.7%	-3.4%	3.0%	5.4%	
Net Gain (Loss)	\$ (4,387)	\$ (395)	\$ 1,063	\$ 2,548	\$ (2,535)	\$ 443	\$ 2,764

(combined operating + non-operating)

FUND BALANCE (Cash and Cash Equivalents)

Operating Funds #110/#120	\$ 24,001	\$ 23,586	\$ 21,949	\$ 20,617	\$ 19,367	\$ 20,979	\$ 20,308
Capital Fund #410	1,204	885	2,029	1,328	336	720	866
COPS Fund #450	5,137	8,281	7,328	7,174	6,815	7,026	7,188
Debt Service #300	45	45	45	657	575	616	658
Other Appropriated Funds	1,762	1,942	2,098	2,203	2,338	2,625	2,503
Total Fund Balance	\$ 32,149	\$ 34,739	\$ 33,449	\$ 31,979	\$ 29,431	\$ 31,966	\$ 31,523
Operating Cash Reserve %	24.6%	24.7%	23.3%	23.4%	21.3%	23.7%	23.7%

Assumptions: Forecast years can vary significantly due to revenue. Use of this data should be limited to broadbase strategic planning.

Revenue: Taxes increased 2017 by \$8.2M due to \$8M from Prop R 49 cents, and \$.2M for new construction/PP tax increases. 1% increases are estimated for reassessment year 2018, and minimal increase for 2019. Annual sales tax increase is 2%.

Basic formula assumes 2% increases after 2017, VICC revenue is flat, and Riverview student tuition is zero.

Prop A does not increase tax revenue, but merely reclassified about \$660K from debt service to capital funds.

Operating Expense: Salaries increase each year by 1 step for certified and classified staff, and 2.5% for administration.

Health insurance is flat in the forecast years due to favorable fund balance projections.

Operating costs increase 2.5% for most items and 5% for commercial insurance and energy after 2017.

Textbooks follow the replacement schedule (see exhibit schedules).

Of the total 2017 expense increase, about \$7M is due to Prop R related spending.

Capital: See capital funding schedules.

Debt: The turf lease was paid off in 2016 and G.O. bonds and the St. John building are paid off in 2017.

9. ACADEMIC PLAN

	2016-2017	2017-2018	2018-2019	2019-2020	2020-2021
Curriculum Revision Schedule	K-5 Science	K-5 Social Studies	K-5 Math	K-5 Specials	K-5 ELA
	MS ELA	MS Science	MS Encore	MS Encore	MS Foreign Language
	HS ELA	HS ELA	HS Math	HS Fine Arts	HS Foreign Language
Staff Development Funded by Prop R	Continue SLO work				
	E1 starts CCI	E1 continues CCI	E1 continues CCI	TBD	TBD
	E2 continues Kagan	E2 starts CCI	E2 continues CCI	E2 continues CCI	TBD
	E3 starts Kagan	E3 continues Kagan	E3 starts CCI	E3 continues CCI	E3 continues CCI
	MS starts STEM/PBL	MS continues STEM/PBL	MS continues STEM/PBL	TBD	TBD
	HS starts Kagan	HS continues Kagan	TBD	TBD	TBD
	IIA continues	IIA continues	IIA ends at semester		
	Instructional Innovation Incubator starts	III continues	III continues		
	PD around curriculum adoption	PD around curriculum adoption	PD around curriculum adoption	PD around curriculum adoption	PD around curriculum adoption
	Model Schools and ISTE	Model Schools and ISTE	Model Schools and ISTE	Model Schools and ISTE	Model Schools and ISTE
Finance	Prop R revenue starts	Positions for innovative school?			
	Prop A Revenue starts	Technology for innovative school			
	Begin rolling 3 year budget plan	Playground & furniture @ St. John			
	16 positions added				
	\$50,000 added to supply budgets				
	\$200,000 to clubs				
	\$50,000 for customer focus				
Devices for 9-12 students					
Capital Funds	Replace vehicles 204, 208, 222	Replace vehicles 223, 230	Vehicle replacement	Vehicle replacement	Vehicle replacement
	OHS & WES elevator door operator	Keyless lock replacement	OHS turf	OHS elevator modernization	MHS roof
	MHS elevator replacement	Prep for St. John		Asphalt maintenance	
Prop R Capital Funds	JB roof	MBMS HVAC			
	WMS, OMS, Bierbaum fire alarms	Turf at MHS	OHS turf	Asphalt maintenance	Asphalt maintenance
	Asphalt maintenance	Asphalt Maintenance	MHS science wing HVAC	St. John HVAC	Hagemann HVAC
	MHS commons exterior doors	MBMS HVAC	Asphalt maintenance	MHS Gym A floor	
	WMS HVAC	OHS Gym A floor	OHS science wing HVAC	OHS HVAC	
Prop R Transportation Funds	OMS science wing HVAC	MHS ceilings in 8 rooms		Stair tread	
				MHS/Wohlwend elevator	
Prop A Funds	Purchase 10 buses	Purchase 5 buses	Purchase 5 buses	Purchase 5 buses	Purchase 5 buses
	Forder roof	Beasley roof	Wohlwend roof	Trautwein roof	MHS roof
Innovation		Point roof	OHS roof	Wohlwend roof	
	Implementation team	Choice Alt Academy moves		Point roof	
	Site visits	STRETCH moves			
	Staff selection	SCOPE moves			
	Build capacity in people	Open school of innovation			
	Begin prepping St. John	Longer year for some			
	Expanded summer school	Further expand summer school			
	CAPS opportunity starts	Early Childhood expansion			
	Expanding PLTW at MS	First year of MS STEM camp			
	School flex?	Competency-based credit?			
		Embedded credit?			
		Early college?			
		School flex?			
	Possible HS schedule change				

April 12, 2016. The above information could change based on progress and actual bids. Items could be delayed or shifted forward based on new information. This draft supercedes and replaces all previous drafts.

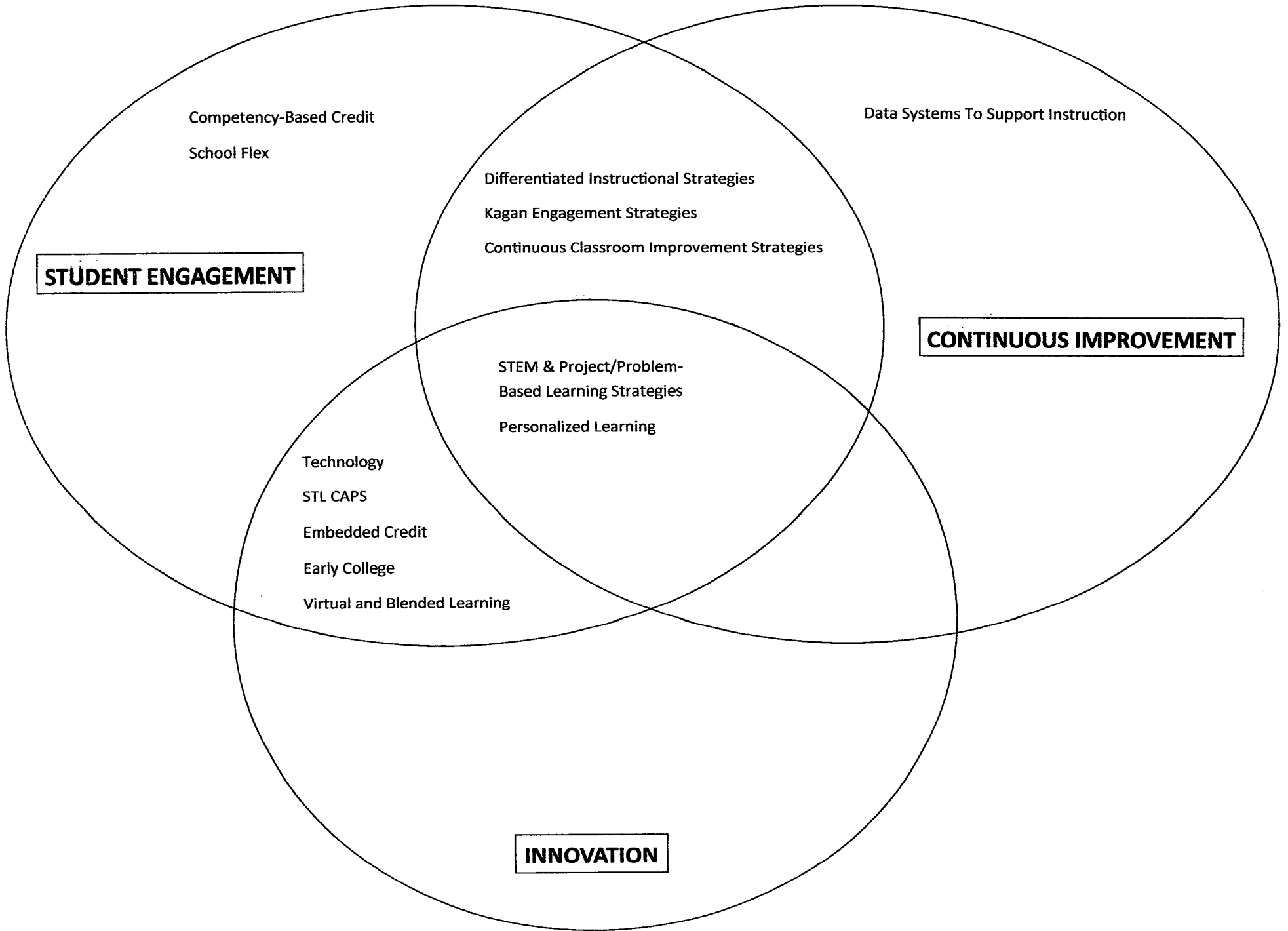
Staff Development Schedule

	2016-2017	2017-2018	2018-2019
Elementary	Elementary cohort 1 starts continuous classroom improvement (CCI) training	Year 2 of CCI for elementary cohort 1	Year 3 of CCI for elementary cohort 1
	Elementary cohort 2 continues student engagement training	Year 1 of CCI for elementary cohort 2	Year 2 of CCI for elementary cohort 2
	Elementary cohort 3 starts student engagement training	Elementary cohort 3 continues student engagement training	Year 1 of CCI for elementary cohort 3
Middle School	Middle Schools start STEM/project-based learning (PBL) training	Year 2 of STEM/PBL training for MS	Year 3 of STEM/PBL training for MS
High School	High Schools start student engagement training	HS continues student engagement training	
Other	Year 2 of Instructional Innovation Academy	Year 3 of Instructional Innovation Academy	Instructional Innovation Academy wraps up at semester
	Instructional Innovation Incubator starts	Year 2 of Instructional Innovation Incubator	Year 3 of Instructional Innovation Incubator

Elementary Cohort 1
 Beasley
 Bierbaum
 Forder
 Wohlwend

Elementary Cohort 2
 Blades
 Oakville
 Trautwein

Elementary Cohort 3
 Hagemann
 Point
 Rogers



STUDENT ENGAGEMENT

CONTINUOUS IMPROVEMENT

INNOVATION

Competency-Based Credit
School Flex

Data Systems To Support Instruction

Differentiated Instructional Strategies
Kagan Engagement Strategies
Continuous Classroom Improvement Strategies

STEM & Project/Problem-
Based Learning Strategies
Personalized Learning

Technology
STL CAPS
Embedded Credit
Early College
Virtual and Blended Learning

10. REPLACEMENT SCHEDULES

**Mehlville School District
Bus Fleet - Replacement Schedule
Budget 2016-17**

2015-16 Bus Fleet			
<u>Bus Qty</u>	<u>Model Year</u>	16 Years Later <u>July Delivery Year Target</u>	<u># of Buses 16 Yrs or Older</u>
4	1996	2011-12	4
4	1998	2012-13	4
7	1999	2013-14	7
5	2000	2014-15	5
-	2001	2015-16	-
5	2002	2016-17	
5	2003	2017-18	
5	2004	2018-19	
2	2005	2019-20	
3	2006	2020-21	
3	2007	2021-22	
9	2008	2022-23	
4	2009	2023-24	
14	2010	2024-25	
-	2011	2025-26	
1	2012	2026-27	
1	2013	2027-28	
1	2014	2028-29	
4	2015	2029-30	
<u>77</u>	Total		<u>20</u>

16 Year Life Cycle Purchase Plan				
<u>Fiscal Year</u>	(July Delivery) <u># Buses Purchased</u>	(after purchase) <u># of Buses 16 Yrs or Older</u>	(2% inflation) <u>Bus Unit Cost</u>	<u>Total Bus Cost</u>
1	2016-17	10	10 \$ 94,000	\$ 940,000
2	2017-18	6	9 \$ 95,880	\$ 575,280
3	2018-19	6	8 \$ 97,798	\$ 586,786
4	2019-20	6	7 \$ 99,754	\$ 598,521
5	2020-21	5	4 \$ 101,749	\$ 508,743
6	2021-22	5	2 \$ 103,784	\$ 518,918
7	2022-23	5	- \$ 105,859	\$ 529,296
8	2023-24	6	3 \$ 107,976	\$ 647,859
9	2024-25	5	2 \$ 110,136	\$ 550,680
10	2025-26	6	10 \$ 112,339	\$ 674,032
11	2026-27	3	7 \$ 114,585	\$ 343,756
12	2027-28	4	4 \$ 116,877	\$ 467,509
13	2028-29	5	- \$ 119,215	\$ 596,074
14	2029-30	5	(4) \$ 121,599	\$ 607,995
15	2030-31	5	(5) \$ 124,031	\$ 620,155
16	2031-32	5	- \$ 126,512	\$ 632,558

Note: After year 2027-28, every year going forward should budget 5 school bus purchases even beyond the years shown on this schedule.

Mehlville School District IT Equipment Replacement Target

Fiscal Year	Workstation/ Lab Computers	Student Laptops/ Chromebooks	IPads	Projectors	SmartBoards	Printers	Total
	(6 year life cycle)	(5 year life cycle)	(6 year cycle)	(6 year life cycle)	(10 year life cycle)	(8 year life cycle)	
16-17	\$264,000	\$94,500	\$80,000	\$55,250	\$44,000	\$14,110	\$551,860
17-18	\$369,000	\$94,500	\$80,000	\$55,250	\$44,000	\$14,110	\$656,860
18-19	\$369,000	\$94,500	\$80,000	\$55,250	\$44,000	\$14,110	\$656,860
19-20	\$369,000	\$94,500	\$80,000	\$55,250	\$44,000	\$14,110	\$656,860
20-21	\$369,000	\$94,500	\$80,000	\$55,250	\$44,000	\$14,110	\$656,860

*This proposed refresh cycle projects out the estimated life span of each piece of equipment listed and will be further updated each year.

Currently the replacement of these items are not accounted for in the current budget.

*Fiscal year projections currently extend only to estimated life span of devices and will be updated as data is collected on longevity of devices.

*These are very rough estimates with amounts updated and revised each year with the goal being efficient, effective technology.

*These figures are derived with the goal of effectively replacing current supported technology, NOT adding or funding new technology in the form of extra devices to support.

*This refresh cycle does not include the High School student 1:1 laptop/chromebook computers, as these are currently funded through the already established 1:1 budget.



School Food & Nutrition Services
Equipment Replacement Plan

School	16/17	17/18	18/19	19/20	20/21	21/22	22/23	23/24
Beasley			combi oven	warmer				milk box
Bierbaum	beverage merchandiser		3 door cooler	combi oven				
Blades	warmer		milk box				combi oven	
Forder	warmer			serving line	combi oven	milk box		
Hagemann		reach-in cooler				milk box		combi oven
Oakville Elem.			combi oven					
Point	new floor-walkin freezer		milk box	serving line		combi oven	2 door cooler	
Rogers	warmer x2		2 door freezer	combi oven	milk box			
Trautwein	milk box	2 door cooler	warmer	steam table	combi oven		walk-ins	
Wohlwend				milk box		combi oven		
Bernard	combi oven							
Buerkle						combi oven		
Oakville Middle			beverage merchandiser	milk box	combi oven		warmer	
Washington	range	warmer					steam table	combi oven
Mehlville			steam table x2	3 door freezer	range	2 door cooler	milk box	combi oven
Oakville High							combi oven	
Innovation School		several pieces for prep kitchen						
Estimated Cost	\$ 42,000	replace: \$7,000 school: \$100,000	\$ 60,000	\$ 62,000	\$ 65,400	\$ 67,800	\$ 57,400	\$ 62,400

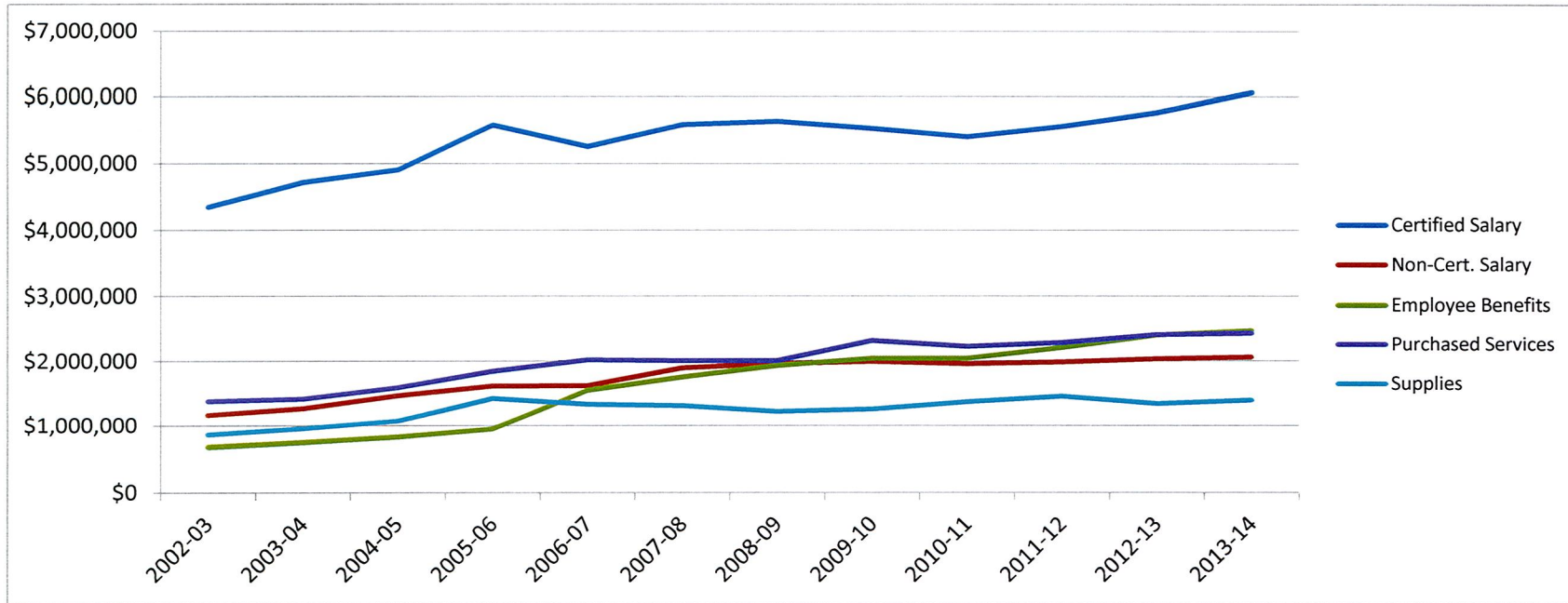
*updated June 2016

11. HISTORICAL DATA

DISTRICT STATISTICS	2006-07	2007-08	2008-09	2009-10	2010-11	2011-12	2012-13	2013-14	2014-15
DISTRICT INFORMATION									
Operational Revenue	\$84,220,039	\$89,941,127	\$90,651,989	\$89,613,864	\$92,715,705	\$92,516,717	\$91,882,569	\$95,128,306	
Operational Expenses	\$82,281,682	\$87,734,454	\$86,420,876	\$91,107,337	\$92,063,211	\$89,590,356	\$93,270,939	\$95,848,053	
Balances		\$12,299,077	\$14,219,962	\$14,824,798	\$17,394,667	\$22,343,879	\$22,811,165	\$23,604,898	
Assessed Valuation	\$1,594,199,840	\$1,864,499,620	\$1,886,929,220	\$ 1,777,204,260	\$ 1,753,083,400	\$ 1,693,089,260	\$ 1,710,537,550	\$ 1,657,301,070	\$ 1,660,594,330
A.V. - Percent of Growth	#REF!	17.0%	1.2%	-5.8%	-1.4%	-3.42%	1.03%	-3.11%	0.20%
5 yr average growth	#REF!	#REF!	#REF!	#REF!	#REF!	1.5%	-1.7%	-2.5%	-1.3%
New Construction	\$8,644,477	\$6,846,337	\$5,073,740	\$2,785,400	\$ 1,953,450.00	\$ 2,711,363.00	\$ 5,187,680.00	\$ 1,179,870.00	\$ 1,179,871.00
Local Levy									
Operations	\$2.8158	\$2.7500	\$2.7500	\$2.9751	\$3.1062	\$3.1906	\$3.2061	\$3.2600	\$3.2799
Capital Projects	\$0.4885	\$0.1831	\$0.1924	\$0.4231	\$0.4401	\$0.4425	\$0.4500	\$0.4700	\$0.4700
Debt Service	\$0.3400	\$0.3400	\$0.3380	\$0.0300	\$0.0300	\$0.0330	\$0.0320	\$0.0310	\$0.0320
Total--	\$3.6443	\$3.2731	\$3.2804	\$3.4282	\$3.5763	\$3.6661	\$3.6881	\$3.7610	\$3.7819
Average state Levy									
Operations	\$3.4370	\$3.4260	\$3.4777	\$3.5104	\$3.5556	\$3.5654	\$3.5534	\$3.5943	\$3.6041
Debt Service	\$0.4027	\$0.4151	\$0.4108	\$0.4131	\$0.4179	\$0.4292	\$0.4292	\$0.4340	\$0.4416
	\$3.8397	\$3.8411	\$3.8885	\$3.9235	\$3.9735	\$3.9946	\$3.9826	\$4.0283	\$4.0457
Tax Dollars Levied	\$58,097,425	\$61,026,937	\$61,898,826	\$60,926,116	\$62,695,522	\$62,070,345	\$63,086,335	\$62,331,093	\$62,802,017
Tax Dollars Collected (Current & Delinquent, all funds)	\$57,098,373	\$60,638,508	\$61,207,413	\$60,008,915	\$62,020,438	\$61,114,130	\$62,024,321	\$61,211,599	\$61,348,776
% Of Collections	98.28%	99.36%	98.88%	98.49%	98.92%	98.46%	98.32%	98.20%	97.69%
Annual Change		6.20%	0.94%	-1.96%	3.35%	-1.46%	1.49%	-1.31%	0.22%
OTHER FINANCIAL INFORMATION									
Free & Reduce count									
% Free & Reduced									
STUDENT INFORMATION									
District Cost Per ADA ***	\$7,755	\$8,446	\$8,314	\$8,437	\$8,204	\$8,647	\$8,722	\$8,613	\$8,575
State Average Cost per ADA ***	\$8,687	\$9,048	\$9,412	\$9,636	\$9,619	\$9,487	\$9,840	\$9,787	\$10,005
% of State Average	89.3%	93.3%	88.3%	87.6%	85.3%	91.1%	88.6%	88.0%	85.7%

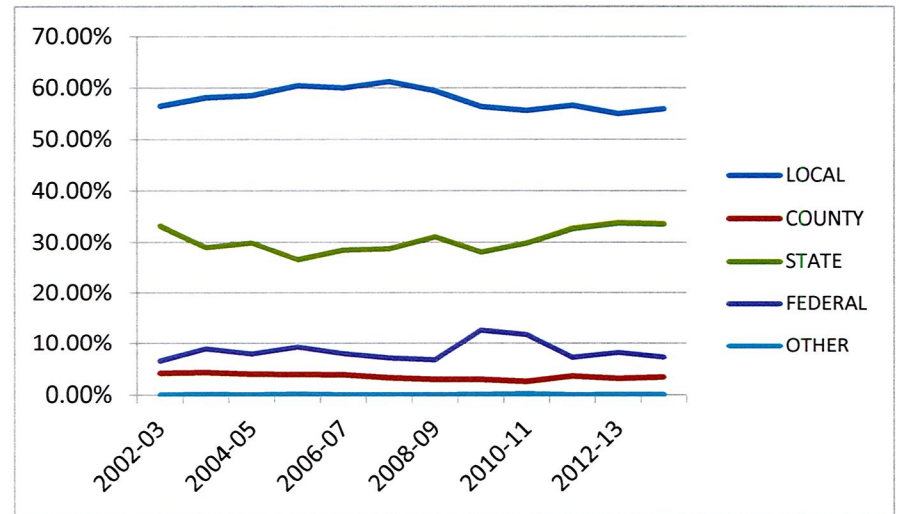
Description	2006-07	2007-08	2008-09	2009-10	2010-11	2011-12	2012-13	2013-14
Certified Salary	\$39,727,488	\$42,578,887	\$42,159,889	\$44,561,159	\$45,711,984	\$45,005,793	\$45,572,365	\$46,787,058
Non-Cert. Salary	\$12,291,305	\$13,493,659	\$13,383,186	\$14,020,833	\$14,007,869	\$13,707,250	\$14,198,855	\$14,309,355
Employee Benefits	\$13,943,170	\$14,871,042	\$15,105,562	\$15,752,526	\$16,288,308	\$16,378,996	\$16,947,252	\$18,126,805
Purchased Services	\$4,643,343	\$4,885,491	\$4,836,114	\$4,889,135	\$4,670,939	\$4,135,356	\$4,178,511	\$4,407,730
Supplies	\$9,658,261	\$9,318,497	\$9,065,745	\$9,731,482	\$9,798,758	\$9,175,441	\$10,206,293	\$10,656,076
Capital Outlay	\$2,018,115	\$2,586,878	\$1,870,379	\$2,152,202	\$1,585,355	\$1,187,521	\$2,167,662	\$1,561,029
Other								
TOTAL EXPENSES	\$82,281,682	\$87,734,454	\$86,420,876	\$91,107,337	\$92,063,211	\$89,590,356	\$93,270,939	\$95,848,053
Expenses - Operating Only	\$80,263,566	\$85,147,576	\$84,550,497	\$88,955,135	\$90,477,857	\$88,402,835	\$91,103,277	\$94,287,024

Description	2002-03	2003-04	2004-05	2005-06	2006-07	2007-08	2008-09	2009-10	2010-11	2011-12	2012-13	2013-14
Certified Salary	\$4,342,211	\$4,710,092	\$4,900,075	\$5,578,256	\$5,250,300	\$5,582,699	\$5,632,716	\$5,526,033	\$5,397,985	\$5,556,790	\$5,763,523	\$6,054,260
Non-Cert. Salary	\$1,158,962	\$1,262,898	\$1,460,970	\$1,612,349	\$1,614,010	\$1,888,234	\$1,958,089	\$1,986,362	\$1,951,557	\$1,978,719	\$2,027,712	\$2,057,043
Employee Benefits	\$668,880	\$736,982	\$818,631	\$937,990	\$1,543,241	\$1,748,967	\$1,923,562	\$2,038,837	\$2,037,782	\$2,204,675	\$2,399,177	\$2,464,640
Purchased Services	\$1,377,108	\$1,410,369	\$1,588,311	\$1,838,157	\$2,016,450	\$2,001,948	\$2,003,579	\$2,310,617	\$2,221,189	\$2,282,299	\$2,400,139	\$2,424,426
Supplies	\$855,760	\$949,413	\$1,070,935	\$1,421,633	\$1,329,506	\$1,310,144	\$1,217,264	\$1,253,341	\$1,365,796	\$1,452,760	\$1,338,046	\$1,394,999
Capital Outlay	\$1,824,379	\$6,661,962	\$3,915,045	\$1,001,901	\$974,232	\$1,990,356	\$1,796,047	\$5,015,414	\$2,137,115	\$659,824	\$544,749	\$426,403
Other	\$56,242	\$51,330	\$750	\$0	\$168,100	\$0	\$0	\$1,895,626	\$1,355,063	\$1,058,317	\$1,965,120	\$3,441,781



SOURCES OF FUNDS	LOCAL	%	COUNTY	%	STATE	%	FEDERAL	%	OTHER	%	TOTAL REV
2002-03	\$ 5,928,309.06	56.49%	\$ 418,542.36	3.99%	\$ 3,485,119.45	33.21%	\$ 662,324.51	6.31%	\$ -	0.00%	\$ 10,494,295.38
2003-04	\$ 6,121,466.17	58.10%	\$ 434,587.94	4.12%	\$ 3,049,935.17	28.95%	\$ 925,597.96	8.78%	\$ 5,280.00	0.05%	\$ 10,536,867.24
2004-05	\$ 6,801,342.40	58.50%	\$ 444,775.75	3.83%	\$ 3,477,281.24	29.91%	\$ 902,304.79	7.76%	\$ -	0.00%	\$ 11,625,704.18
2005-06	\$ 7,342,351.04	60.40%	\$ 458,904.45	3.78%	\$ 3,225,471.42	26.54%	\$ 1,117,792.18	9.20%	\$ 10,741.81	0.09%	\$ 12,155,260.90
2006-07	\$ 8,198,212.79	59.99%	\$ 508,845.37	3.72%	\$ 3,890,022.02	28.47%	\$ 1,068,212.54	7.82%	\$ -	0.00%	\$ 13,665,292.72
2007-08	\$ 9,080,936.94	61.22%	\$ 467,095.60	3.15%	\$ 4,258,064.97	28.70%	\$ 1,027,130.15	6.92%	\$ 1,181.00	0.01%	\$ 14,834,408.66
2008-09	\$ 8,972,818.77	59.44%	\$ 428,807.97	2.84%	\$ 4,699,082.50	31.13%	\$ 993,679.13	6.58%	\$ 600.00	0.00%	\$ 15,094,988.37
2009-10	\$ 8,801,968.39	56.42%	\$ 442,997.23	2.84%	\$ 4,370,613.82	28.02%	\$ 1,974,831.62	12.66%	\$ 9,948.05	0.06%	\$ 15,600,359.11
2010-11	\$ 8,982,631.91	55.69%	\$ 396,913.54	2.46%	\$ 4,821,704.96	29.89%	\$ 1,901,880.68	11.79%	\$ 26,206.00	0.16%	\$ 16,129,337.09
2011-12	\$ 9,488,500.11	56.69%	\$ 582,957.70	3.48%	\$ 5,482,931.63	32.76%	\$ 1,182,773.89	7.07%	\$ 1,368.69	0.01%	\$ 16,738,532.02
2012-13	\$ 9,446,743.01	55.07%	\$ 515,341.88	3.00%	\$ 5,802,506.92	33.83%	\$ 1,385,578.60	8.08%	\$ 3,130.50	0.02%	\$ 17,153,300.91
2013-14	\$ 9,585,070.26	56.01%	\$ 555,056.01	3.24%	\$ 5,753,635.14	33.62%	\$ 1,215,139.70	7.10%	\$ 3,531.05	0.02%	\$ 17,112,432.16

SOURCES OF FUNDS	LOCAL	COUNTY	STATE	FEDERAL	OTHER
2002-03	56.49%	3.99%	33.21%	6.31%	0.00%
2003-04	58.10%	4.12%	28.95%	8.78%	0.05%
2004-05	58.50%	3.83%	29.91%	7.76%	0.00%
2005-06	60.40%	3.78%	26.54%	9.20%	0.09%
2006-07	59.99%	3.72%	28.47%	7.82%	0.00%
2007-08	61.22%	3.15%	28.70%	6.92%	0.01%
2008-09	59.44%	2.84%	31.13%	6.58%	0.00%
2009-10	56.42%	2.84%	28.02%	12.66%	0.06%
2010-11	55.69%	2.46%	29.89%	11.79%	0.16%
2011-12	56.69%	3.48%	32.76%	7.07%	0.01%
2012-13	55.07%	3.00%	33.83%	8.08%	0.02%
2013-14	56.01%	3.24%	33.62%	7.10%	0.02%



Safe Schools Grant	XXXXX	XXXXX						
Vocational Enhancement Grant				\$42,781	\$6,892	\$43,745	\$39,297	\$41,560
Technology Grant	XXXXX	\$4,410						
Excess Cost Health Grant						\$20,142	\$4,377	\$10,183
STARR	\$2,912	\$44,536						
High Need Fund								
Other State Rev.	\$5,172	\$164	\$200					
STATE SUBTOTAL	\$12,699,921	\$12,546,464	\$14,351,375	\$11,516,239	\$13,284,621	\$13,999,700	\$13,474,197	\$16,775,818
		-1.2%	14.4%	-19.8%	15.4%	5.4%	-3.8%	24.5%
FEDERAL:								
Medicaid	\$91,351	\$70,136	\$53,298	\$63,168	\$108,285	\$84,669	\$44,687	\$86,618
Basic Formula ARRA	XXXXX	XXXXX	XXXXX	\$1,533,710	\$655,312	\$255,034	XXXXX	XXXXX
Transportation ARRA	XXXXX	XXXXX	XXXXX	\$118,128	\$0		XXXXX	XXXXX
Title I Voc Ed Grant	\$94,129	\$111,063	\$98,941	\$128,004				
Safe Schools Grant ARRA	XXXXX	XXXXX	XXXXX	\$0			XXXXX	XXXXX
Jobs Bill	XXXXX	XXXXX	XXXXX	\$0	\$341,334	\$10,115	XXXXX	XXXXX
Perkins					\$110,918	\$114,371	\$44,705	\$108,352
IDEA								
IDEA Grant	XXXXX	XXXXX	XXXXX	XXXXX	XXXXX			
ECSE	\$936,921	\$597,934	\$434,157	\$313,025	\$334,361	\$350,376	\$392,033	\$297,306
School Lunch	\$803,923	\$822,087	\$886,179	\$1,118,387	\$1,085,942	\$1,072,355	\$1,258,351	\$1,357,993
School Breakfast	\$129,903	\$131,338	\$148,213	\$204,604	\$212,872	\$220,879	\$264,905	\$269,414
After School Snack					\$1,967			
Title I	\$952,316	\$833,356	\$1,546,856	\$1,241,005	\$1,326,471	\$1,504,803	\$1,336,483	\$1,201,410
Title IB				\$103,292		\$49,208		
Title IF								
Title V	\$19,829	\$14,913	\$400					
Title I ARRA	XXXXX	XXXXX	XXXXX	\$591,374	\$309,316	\$17,779		
Title IV Lift								
Title IV	\$21,970	\$46,894	\$28,677	\$28,337	\$254	\$5,383		
Title III	\$87,012	\$66,895	\$82,646	\$151,647	\$165,664	\$115,764	\$149,642	\$170,817
Homeless		\$3,315	\$1,144					
Title IIA	\$317,930	\$314,311	\$228,221	\$311,962	\$181,631	\$254,963	\$424,437	\$226,113
Title IID	\$290			\$3,100	\$5,350			
Title IID ARRA	XXXXX	XXXXX	XXXXX	\$20,725	\$3,700		XXXXX	XXXXX
Childcare Dev Grant	\$21,605							
Trust Act	\$3,043	\$602	XXXXX	XXXXX				
AIDS Ed Grant		\$1,000						
Summer Food	XXXXX	XXXXX	XXXXX	XXXXX				
Title VI								
Community Service	XXXXX	XXXXX						
IDEA ARRA	XXXXX	XXXXX	XXXXX	\$31,754	\$225,989		XXXXX	XXXXX

Other	\$74,360	\$62,987		\$95,228	\$67,917	\$41,015	\$29,239	\$61,389
FEDERAL SUBTOTAL	\$3,554,583	\$3,076,830	\$3,508,732	\$6,057,452	\$5,137,283	\$4,096,714	\$3,944,483	\$3,779,413
		-13.4%	14.0%	72.6%	-15.2%	-20.3%	-3.7%	-4.2%
OTHER:								
Tuition from Districts								\$1,245,499
Contracted Services	\$338,149	\$405,994	\$409,461	\$391,142	\$407,716	\$395,032	\$467,734	\$378,038
Trans from other LEA	\$2,815	\$1,478	\$3,155	\$4,883	\$5,656	\$6,198	\$20,514	\$15,209
From other LEA, Disabled	\$893,289	\$791,504	\$1,030,565	\$896,001	\$1,037,563	\$1,263,502	\$1,213,030	\$1,055,354
Fees From Other Districts								
Other Fees								
5898 SUBTOTAL	\$1,234,253	\$1,198,975	\$1,443,181	\$1,292,026	\$1,450,935	\$1,664,732	\$1,701,277	\$2,694,101
TOTAL	\$84,220,039	\$89,941,127	\$90,651,989	\$89,613,864	\$92,715,705	\$92,516,717	\$91,882,569	\$95,128,306
				\$2,295,692	\$1,535,650	\$282,928		
TOTAL ARRA LESS ARRA				\$87,318,172	\$91,180,055	\$92,233,789		
DEBT SERVICE: REVENUE								
Current Taxes	Data yet to be entered							
Delinquent Taxes								
Intangible Taxes								
Sur Tax								
In Lieu of Tax								
Earnings on Investments								
Other								
LOCAL SUBTOTAL	\$0	\$0	\$0	\$0	\$0	\$0	\$0	\$0
State Utility Tax								
COUNTY SUBTOTAL	\$0	\$0	\$0	\$0	\$0	\$0	\$0	\$0
Other Non-Current Rev.								
TOTAL DEBT SERV. FUND	\$0	\$0	\$0	\$0	\$0	\$0	\$0	\$0
TOTAL REVENUE	\$84,220,039	\$89,941,127	\$90,651,989	\$89,613,864	\$92,715,705	\$92,516,717	\$91,882,569	\$95,128,306
OPERATIONS: HISTORY OF EXPENSES								

**MEHLVILLE SCHOOL DISTRICT
HISTORY OF FUND BALANCES
(IN THOUSANDS)**

Fiscal Year	General	Food Service	Activity	Athletics	Total Incidental	Teachers	Debt Service	Capital	COPS	Grand Total	General & Teachers	Reserve Balance
2017 Budget	\$ 20,187	\$ 914	\$ 1,039	\$ 145	\$ 22,285	\$ 1,762	\$ 45	\$ 2,029	\$ 7,328	\$ 33,449	\$ 21,949	23.3%
2016 Forecast	\$ 16,519	\$ 964	\$ 1,083	\$ 156	\$ 18,722	\$ 4,098	\$ 657	\$ 1,328	\$ 7,174	\$ 31,979	\$ 20,617	23.4%
2015	\$ 15,831	\$ 988	\$ 1,175	\$ 175	\$ 18,169	\$ 3,536	\$ 575	\$ 336	\$ 6,815	\$ 29,431	\$ 19,367	21.3%
2014	\$ 12,351	\$ 1,074	\$ 1,349	\$ 202	\$ 14,976	\$ 8,629	\$ 615	\$ 720	\$ 7,026	\$ 31,966	\$ 20,980	23.7%
2013	\$ 11,676	\$ 990	\$ 1,333	\$ 180	\$ 14,179	\$ 8,632	\$ 658	\$ 865	\$ 7,189	\$ 31,523	\$ 20,308	23.7%
2012	\$ 11,548	\$ 1,224	\$ 1,235	\$ 135	\$ 14,142	\$ 8,202	\$ 656	\$ 1,119	\$ 4,641	\$ 28,760	\$ 19,750	22.6%
2011	\$ 8,815	\$ 1,296	\$ 1,073	\$ 88	\$ 11,272	\$ 6,122	\$ 625	\$ 1,202	\$ 6,651	\$ 25,872	\$ 14,937	17.5%
2010	\$ 6,840	\$ 1,099	\$ 956	\$ 64	\$ 8,959	\$ 5,866	\$ 632	\$ 1,166	\$ 6,427	\$ 23,050	\$ 12,706	15.1%
2009	\$ 5,707	\$ 702	\$ 876	\$ 95	\$ 7,380	\$ 6,840	\$ 553	\$ 1,014	\$ 6,152	\$ 21,939	\$ 12,547	15.8%
2008	\$ 5,096	\$ 419	\$ 936	\$ 75	\$ 6,526	\$ 5,773	\$ 5,464	\$ 1,339	\$ 4,993	\$ 24,095	\$ 10,869	13.5%
2007	\$ 5,271	\$ 342	\$ 1,007	\$ 72	\$ 6,692	\$ 5,365	\$ 4,628	\$ 1,531	\$ 3,540	\$ 21,756	\$ 10,636	14.2%
2006	\$ 3,794	\$ 405	\$ 1,067	\$ 58	\$ 5,324	\$ 3,256	\$ 4,263	\$ 1,738	\$ 2,002	\$ 16,583	\$ 7,050	9.5%

Mehlville School District
Budget by Fund (Amounts in Thousands)
FY2017

REVENUE BY FUND	FY2017	FY2016	FY2015	FY2014	FY2013	FY2012	FY2011
	Budget	Forecast	Actual	Actual	Actual	Actual	Actual
	<u>Full Year</u>	<u>Full Year</u>	<u>Full Year</u>	<u>Full Year</u>	<u>Full Year</u>	<u>Full Year</u>	<u>Full Year</u>
110 General	\$ 37,799	\$ 29,505	\$ 33,045	\$ 29,269	\$ 27,973	\$ 29,071	\$ 29,930
120 Teachers	59,501	59,854	56,419	59,909	58,337	58,998	57,718
Total Operating Funds	97,300	89,359	89,464	89,178	86,310	88,069	87,648
300 Debt Service	-	684	547	532	566	581	545
410 Capital	3,006	2,313	2,004	1,833	2,022	1,149	1,337
450 COP's	8,899	8,916	8,000	8,007	7,947	7,774	7,947
500 Food Service	3,595	3,590	3,593	3,687	3,554	3,426	3,417
600 Activity	1,716	1,658	1,560	1,749	1,574	1,560	1,621
700 Athletics	484	468	462	495	463	461	418
Total All Funds	\$ 115,000	\$ 106,988	\$ 105,630	\$ 105,481	\$ 102,436	\$ 103,020	\$ 102,933
% Change	7.5%	1.3%	0.1%	3.0%	-0.6%	0.1%	
\$ Change	\$ 8,012	\$ 1,358	\$ 149	\$ 3,045	\$ (584)	\$ 87	
EXPENDITURE BY FUND							
110 General	\$ 34,131	\$ 28,817	\$ 29,564	\$ 28,594	\$ 27,845	\$ 26,339	\$ 27,956
120 Teachers	61,837	59,292	61,512	59,912	57,907	56,919	57,461
Total Operating Funds	95,968	88,109	91,076	88,506	85,752	83,258	85,417
300 Debt Service	612	602	587	575	564	550	552
410 Capital	2,305	1,321	2,506	1,978	2,606	1,396	1,352
450 COP's	8,745	8,557	8,211	8,170	5,399	9,783	7,724
500 Food Service	3,645	3,614	3,561	3,603	3,457	3,334	3,170
600 Activity	1,760	1,750	1,734	1,733	1,476	1,396	1,504
700 Athletics	495	487	490	473	418	415	394
Total All Funds	\$ 113,530	\$ 104,440	\$ 108,165	\$ 105,038	\$ 99,672	\$ 100,132	\$ 100,113
% Change	8.7%	-3.4%	3.0%	5.4%	-0.5%	0.0%	
\$ Change	\$ 9,090	\$ (3,725)	\$ 3,127	\$ 5,366	\$ (460)	\$ 19	
Net Gain (Loss)	\$ 1,470	\$ 2,548	\$ (2,535)	\$ 443	\$ 2,764	\$ 2,888	\$ 2,820
Operating Fund Gain (Loss)	1,332	1,250	(1,612)	672	558	4,811	2,231
Non-Operating Gain (Loss)	138	1,298	(923)	(229)	2,206	(1,923)	589
Net Gain (Loss)	1,470	2,548	(2,535)	443	2,764	2,888	2,820

Note: FY2017 Fund expenses also include the net of expenses plus transfers shown on the Cash Flow schedule.

**MEHLVILLE SCHOOL DISTRICT
ADJUSTED TAX LEVY RATE HISTORY**

BY FUND

YEAR	TOTAL	GENERAL	TEACHERS	COPS	CAPITAL	DEBT SERVICE
2016-17 Bud	4.2439	1.5339	2.1600	0.5100	0.0400	0.0000
2015-16	3.7539	1.0439	2.1600	0.5100		0.0400
2014-15	3.7819	1.2200	2.0599	0.4700		0.0320
2013-14 **	3.7610	1.2000	2.0600	0.4700		0.0310
2012-13	3.6881	1.1661	2.0400	0.4500		0.0320
2011-12 **	3.6661	1.1606	2.0300	0.4425		0.0330
2010-11 Recoup	3.5763	1.1089	1.9973	0.4401		0.0300
2009-10 **	3.4282	1.0446	1.9305	0.4231		0.0300 Tax Transfer Apprv'd
2008-09	3.2804	1.1100	1.6400	0.1924		0.3380
2007-08 **	3.2731	1.1100	1.6400	0.1831		0.3400
2006-07	3.6443	0.9838	1.8320	0.4885		0.3400
2005-06 **	3.4874	0.9838	1.6750	0.4886		0.3400

** Reassessment year

Note 1 : In fiscal 2008 and 2009 the General Fund Levy is gross before transfer of approximately 22 cents to the Capital fund to cover COP debt service requirements and remaining renovation projects

BY PROPERTY CLASS

Tax Rate Ceiling	4.2800	4.2800	4.5900	4.5061	Total	AV %	Debt	
	<u>Blended</u>	<u>Residential</u>	<u>Commercial</u>	<u>Agriculture</u>	<u>Pers Property</u>	<u>Assessed Valuation</u>	<u>Inc(Dec)</u>	<u>Service</u>
2016 Bud	4.2439	4.2288	4.0870	4.5900	4.5061	\$ 1,695,752,000	0.3%	0.0000
2015	3.7539	3.7388	3.5970	4.1000	4.0161	\$ 1,691,306,370	1.8%	0.0400
2014	3.7819	3.7621	3.6641	4.0919	4.0081	\$ 1,660,594,330	0.4%	0.0320
2013 Note 2	3.7610	3.7610	3.5727	4.0910	3.9871	\$ 1,654,174,190	-3.3%	0.0310
2012	3.6881	3.6494	3.5716	4.0920	4.0081	\$ 1,709,961,760	1.1%	0.0320
2011 Note 1	3.6661	3.6634	3.4372	4.0897	3.9678	\$ 1,690,944,000	-3.4%	0.0330
2010 ***	3.5763	3.5470	3.3947	4.0900	3.9648	\$ 1,749,833,000	-1.4%	0.0300
2009	3.4282	3.4522	2.8935	2.9289	3.9648	\$ 1,775,340,000	-5.8%	0.0300
2008	3.2804	3.1467	3.2745	4.0880	3.9628	\$ 1,884,409,000	1.3%	0.3380
2007	3.2731	3.1414	3.2552	4.0900	3.9648	\$ 1,859,930,000	16.8%	0.3400
2006	3.6443	3.5755	3.6049	4.0900	3.9648	\$ 1,593,043,000	2.8%	0.3400
2005	3.6531	3.5893	3.6112	4.0900	3.9678	\$ 1,549,102,000	13.2%	0.3400

Note: Tax rate ceiling excludes debt service rate, but yearly tax rates do include debt service amounts.

*** Recoupment of	0.0440	0.0123	0.2013	0	0	
Note 1>	0.0254	0.0000	0.1145	0.0000	0.0413	Voluntary Reduction
Note 2>	0.0200	0.0200	0.0200	-	0.0200	Voluntary Reduction

Reduction was reversed the following year.

Mehlville School District
Assessed Value (000's)

<u>Tax Year</u>	<u>FY</u>	(Current/Delinquent/M&M)							<u>Change</u>	<u>Tax</u>	
		<u>Residential</u>	<u>Ag</u>	<u>Commercial</u>	<u>Personal Property</u>	<u>Total</u>	<u>Collected</u>				
2016 Bud	2017	\$ 1,154,653	\$ 176	\$ 296,096	\$ 244,828	\$ 1,695,753	0.3%	\$ 69,850,000	Budget		
2015	2016	\$ 1,153,014	\$ 176	\$ 295,237	\$ 242,879	\$ 1,691,306	1.8%	\$ 61,625,000	Budget		
2014	2015	\$ 1,128,456	\$ 293	\$ 285,069	\$ 246,776	\$ 1,660,594	0.4%	\$ 60,890,233			
2013	2014	1,124,462	293	289,074	240,345	1,654,174	-3.3%	60,477,570			
2012	2013	1,171,524	336	291,139	246,962	1,709,961	1.1%	63,604,406			
2011	2012	1,167,548	338	291,696	231,362	1,690,944	-3.4%	62,743,362			
2010	2011	1,209,229	335	306,391	233,878	1,749,833	-1.4%	63,555,126			
2009	2010	1,206,410	491	308,428	260,011	1,775,340	-5.8%	61,744,409			
2008	2009	1,328,700	353	291,043	264,313	1,884,409	1.3%	62,821,290			
2007	2008	1,315,877	352	285,847	257,854	1,859,930	16.8%	62,189,936			
2006	2007	1,090,672	343	242,435	259,593	1,593,043	2.8%	58,437,867			
2005	2006	1,065,565	453	236,426	246,658	1,549,102	13.2%	57,388,129			
2004	2005	929,188	488	195,355	243,885	1,368,916	0.7%	55,998,552			
2003	2004	\$ 910,444	\$ 525	\$ 198,909	\$ 250,064	\$ 1,359,942		\$ 52,926,546			

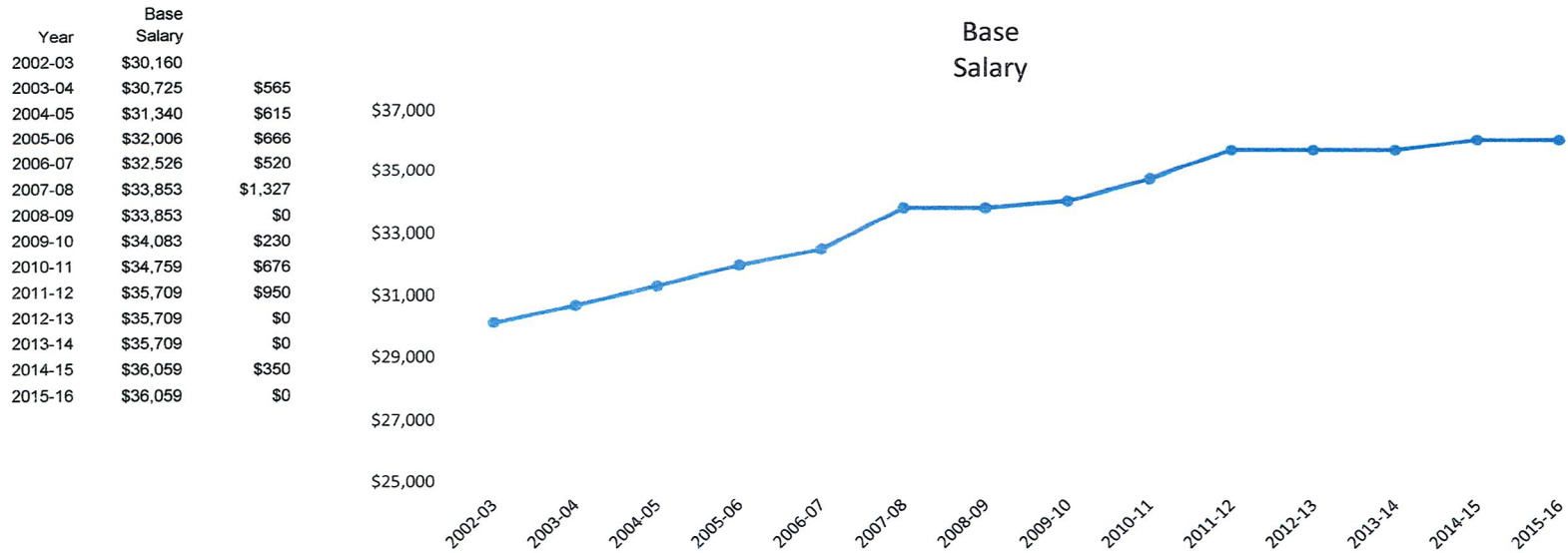
Note 1> Odd years are reassessment years.

12. SALARY SCHEDULES

STAFF INFORMATION 2002-03 2003-04 2004-05 2005-06 2006-07 2007-08 2008-09 2009-2010 2010-11 2011-12 2012-13 2013-2014 2014-2015 2015-2016

District Salary Schedules

BS - 1	\$30,160	\$30,725	\$31,340	\$32,006	\$32,526	\$33,853	\$33,853	\$34,083	\$34,759	\$35,709	\$35,709	\$35,709	\$36,059	\$36,059
% Of Increase		1.87%	2.00%	2.13%	1.62%	4.08%	0.00%	0.68%	1.98%	2.73%	0.00%	0.00%	0.98%	0.00%
Amount Increase		\$565	\$615	\$666	\$520	\$1,327	\$0	\$230	\$676	\$950	\$0	\$0	\$350	\$0
BS - 6	\$33,134	\$33,754	\$33,764	\$33,809	\$36,276	\$37,405	\$37,405	\$37,635	\$38,357	\$39,307	\$39,307	\$39,307	\$39,692	\$39,692
% Of Increase		1.87%	0.03%	0.13%	7.30%	3.11%	0.00%	0.61%	1.92%	2.48%	0.00%	0.00%	0.98%	0.00%
Amount Increase		\$620	\$10	\$45	\$2,467	\$1,129	\$0	\$230	\$722	\$950	\$0	\$0	\$385	\$0
BS - 9	\$35,966	\$36,640	\$36,640	\$36,699	n/a	\$40,843	\$40,843	\$41,073	\$41,839	\$42,789	\$42,789	\$42,789	\$43,208	\$43,208
% Of Increase		1.87%	0.00%	0.16%			0.00%	0.56%	1.86%	2.27%	0.00%	0.00%	0.98%	0.00%
Amount Increase		\$674	\$0	\$59			\$0	\$230	\$766	\$950	\$0	\$0	\$419	\$0
MA - 6	\$37,432	\$38,133	\$38,133	\$38,195	\$41,755	\$42,702	\$42,702	\$42,932	\$43,722	\$44,672	\$44,672	\$44,672	\$45,110	\$45,110
% Of Increase		1.87%	0.00%	0.16%	9.32%	2.27%	0.00%	0.54%	1.84%	2.17%	0.00%	0.00%	0.98%	0.00%
Amount Increase		\$701	\$0	\$62	\$3,560	\$947	\$0	\$230	\$790	\$950	\$0	\$0	\$438	\$0
MA - 15	\$51,022	\$51,977	\$51,977	\$52,062	\$56,354	\$57,853	\$57,853	\$58,083	\$59,069	\$60,019	\$60,019	\$60,019	\$60,607	\$60,607
% Of Increase		1.87%	0.00%	0.16%	8.24%	2.66%	0.00%	0.40%	1.70%	1.61%	0.00%	0.00%	0.98%	0.00%
Amount Increase		\$955	\$0	\$85	\$4,292	\$1,499	\$0	\$230	\$986	\$950	\$0	\$0	\$588	\$0
Average Teacher Sal. District														
State Average Teacher Salary	\$37,636	\$38,214	\$39,078	\$40,384	\$41,750	\$43,260	\$44,233	\$45,139	\$45,309	\$45,708	\$46,223			
Average Admin. Sal. District														
State Average Admin. Salary	\$69,724	\$71,279	\$72,930	\$75,223	\$77,644	\$80,204	\$82,265	\$83,223	\$83,586	\$84,791	\$86,014			





2016-2017 Salary Schedule

Placement on the salary schedule will be given for up to ten year's previous experience. Teachers who have earned an approved National Board Certification or Ed.S. (Educational Specialist) degree will receive \$1,000 added to their scheduled salary. Teachers who have earned an approved Ed.D. or Ph.D. degree will receive \$1,500 added to their scheduled salary.

TIER	BACHELORS	BACHELORS +15	MASTER'S	MASTERS +15	Multiple Advanced Degrees
TIER 1 - 1.1	\$38,000	\$38,500	\$40,000	\$43,000	\$46,000
TIER 1 - 1.2	\$38,700	\$39,200	\$41,375	\$44,400	\$47,500
TIER 1 - 1.3	\$39,400	\$39,900	\$42,750	\$45,800	\$49,000
TIER 1 - 1.4	\$40,100	\$40,600	\$44,125	\$47,200	\$50,500
TIER 1 - 1.5	\$40,800	\$41,300	\$45,500	\$48,600	\$52,000
TIER 2 - 2.1	\$41,800	\$42,300	\$47,425	\$50,600	\$54,500
TIER 3 - 3.1	\$42,750	\$43,250	\$48,700	\$51,900	\$55,850
TIER 3 - 3.2	\$43,700	\$44,200	\$49,975	\$53,200	\$57,200
TIER 3 - 3.3	\$44,650	\$45,150	\$51,250	\$54,500	\$58,550
TIER 3 - 3.4	\$45,600	\$46,100	\$52,525	\$55,800	\$59,900
TIER 4 - 4.1	\$46,400	\$46,900	\$53,950	\$57,250	\$61,400
TIER 4 - 4.2	\$47,200	\$47,700	\$55,375	\$58,700	\$62,900
TIER 4 - 4.3	\$48,000	\$48,500	\$56,800	\$60,150	\$64,400
TIER 4 - 4.4	\$48,800	\$49,300	\$58,225	\$61,600	\$65,900
TIER 4 - 4.5	\$49,600	\$50,100	\$59,650	\$63,050	\$67,400
TIER 4 - 4.6	\$50,400	\$50,900	\$61,075	\$64,500	\$68,900
TIER 4 - 4.7	\$51,200	\$51,700	\$62,500	\$65,950	\$70,400
TIER 4 - 4.8	\$52,000	\$52,500	\$63,925	\$67,400	\$71,900
TIER 4 - 4.9	\$52,800	\$53,300	\$65,350	\$68,850	\$73,400
TIER 4 - 4.10	\$53,600	\$54,100	\$66,775	\$70,300	\$74,900
TIER 4 - 4.11	\$54,400	\$54,900	\$68,200	\$71,750	\$76,400
TIER 5 - 5.1	\$55,150	\$55,650	\$69,200	\$72,800	\$77,500
TIER 5 - 5.2	\$55,900	\$56,400	\$70,200	\$73,850	\$78,600
TIER 5 - 5.3	\$56,650	\$57,150	\$71,200	\$74,900	\$79,700
TIER 5 - 5.4	\$57,400	\$57,900	\$72,200	\$75,950	\$80,800
TIER 5 - 5.5	\$58,150	\$58,650	\$73,200	\$77,000	\$81,900
TIER 5 - 5.6	\$58,900	\$59,400	\$74,200	\$78,050	\$83,000
TIER 5 - 5.7	\$59,650	\$60,150	\$75,200	\$79,100	\$84,100
TIER 5 - 5.8	\$60,400	\$60,900	\$76,200	\$80,150	\$85,200
TIER 5 - 5.9	\$61,150	\$61,650	\$77,200	\$81,200	\$86,300
TIER 5 - 5.10	\$61,900	\$62,400	\$78,200	\$82,250	\$87,400

Assistants Schedules 2016-2017

CRM		ITA		Paraprofessionals		Parents As Teachers	
Step	Hourly Rate	Step	Hourly Rate	Step	Hourly Rate	Step	Hourly Rate
1	\$10.24	1	\$13.74	1	\$12.05	1	\$18.33
2	\$10.48	2	\$14.11	2	\$12.37	2	\$18.90
3	\$10.74	3	\$14.47	3	\$12.70	3	\$19.45
4	\$10.98	4	\$14.85	4	\$13.03	4	\$20.02
5	\$11.22	5	\$15.21	5	\$13.35	5	\$20.57
6	\$11.46	6	\$15.57	6	\$13.68	6	\$21.14
7	\$11.71	7	\$15.95	7	\$14.01	7	\$21.69
8	\$11.96	8	\$16.31	8	\$14.33	8	\$22.26
9	\$12.20	9	\$16.68	9	\$14.66	9	\$22.82
10	\$12.44	10	\$17.05	10	\$14.99	10	\$23.38
11	\$12.69	11	\$17.41	11	\$15.31	11	\$23.94
12	\$12.94	12	\$17.78	12	\$15.63	12	\$24.50
13	\$13.20	13	\$18.15	13	\$15.97	13	\$25.07
14	\$13.50	14	\$18.51	14	\$16.29	14	\$25.62
15	\$13.82	15	\$18.89	15	\$16.61	15	\$26.19
16	\$14.12	16	\$19.25	16	\$16.95	16	\$26.74

Business Office Schedules 2016-2017

Staff Account		Accounts Payable Clerk		Payroll and Benefit Clerk		Bookkeeper	
Step	Hourly Rate	Step	Hourly Rate	Step	Hourly Rate	Step	Hourly Rate
1	\$16.31	1	\$14.88	1	\$13.85	1	\$14.51
2	\$16.72	2	\$15.31	2	\$14.26	2	\$15.06
3	\$17.13	3	\$15.76	3	\$14.68	3	\$15.59
4	\$17.53	4	\$16.20	4	\$15.10	4	\$16.14
5	\$17.95	5	\$16.65	5	\$15.51	5	\$16.68
6	\$18.35	6	\$17.08	6	\$15.94	6	\$17.22
7	\$18.76	7	\$17.52	7	\$16.35	7	\$17.76
8	\$19.17	8	\$17.97	8	\$16.77	8	\$18.30
9	\$19.57	9	\$18.40	9	\$17.19	9	\$18.84
10	\$19.99	10	\$18.86	10	\$17.60	10	\$19.38
11	\$20.39	11	\$19.29	11	\$18.03	11	\$19.93
12	\$20.80	12	\$19.74	12	\$18.44	12	\$20.46
13	\$21.21	13	\$20.18	13	\$18.86	13	\$21.01
14	\$21.61	14	\$20.62	14	\$19.28	14	\$21.54
15	\$22.03	15	\$21.06	15	\$19.70	15	\$22.09
16	\$22.43	16	\$21.50	16	\$20.12	16	\$22.62

Benefit Supervisor		Payroll & Benefit Coordinator	
Step	Hourly Rate	Step	Hourly Rate
1	\$16.87	1	\$16.83
2	\$17.34	2	\$17.30
3	\$17.79	3	\$17.75
4	\$18.25	4	\$18.21
5	\$18.71	5	\$18.67
6	\$19.17	6	\$19.13
7	\$19.64	7	\$19.59
8	\$20.09	8	\$20.04
9	\$20.56	9	\$20.51
10	\$21.01	10	\$20.96
11	\$21.48	11	\$21.43
12	\$21.93	12	\$21.88
13	\$22.39	13	\$22.34
14	\$22.85	14	\$22.80
15	\$23.31	15	\$23.26
16	\$23.77	16	\$23.72

Facilities Department Schedules 2016-2017

Custodial Supervisor		Preventative Maintenance		Boilerperson		Safety/Security Guard	
Step	Hourly Rate	Step	Hourly Rate	Step	Hourly Rate	Step	Hourly Rate
1	\$16.24	1	\$15.30	1	\$18.33	1	\$15.58
2	\$16.68	2	\$15.78	2	\$18.88	2	\$15.83
3	\$17.12	3	\$16.26	3	\$19.41	3	\$16.06
4	\$17.55	4	\$16.74	4	\$19.96	4	\$16.29
5	\$18.00	5	\$17.22	5	\$20.49	5	\$16.52
6	\$18.43	6	\$17.70	6	\$21.04	6	\$16.76
7	\$18.88	7	\$18.18	7	\$21.57	7	\$17.00
8	\$19.31	8	\$18.65	8	\$22.12	8	\$17.23
9	\$19.75	9	\$19.14	9	\$22.65	9	\$17.46
10	\$20.19	10	\$19.61	10	\$23.20	10	\$17.70
11	\$20.62	11	\$20.10	11	\$23.74	11	\$17.94
12	\$21.07	12	\$20.57	12	\$24.28	12	\$18.17
13	\$21.50	13	\$21.06	13	\$24.82	13	\$18.40
14	\$21.95	14	\$21.54	14	\$25.36	14	\$18.63
15	\$22.38	15	\$22.03	15	\$25.90	15	\$18.88
16	\$22.82	16	\$22.49	16	\$26.44	16	\$19.11

Maint. Mechanic		Head Groundskeeper		Groundskeepers		General Maintenance	
Step	Hourly Rate	Step	Hourly Rate	Step	Hourly Rate	Step	Hourly Rate
1	\$16.24	1	\$14.68	1	\$12.83	1	\$15.30
2	\$16.68	2	\$15.20	2	\$13.25	2	\$15.78
3	\$17.12	3	\$15.72	3	\$13.68	3	\$16.26
4	\$17.55	4	\$16.24	4	\$14.11	4	\$16.74
5	\$18.00	5	\$16.76	5	\$14.53	5	\$17.22
6	\$18.43	6	\$17.28	6	\$14.97	6	\$17.70
7	\$18.88	7	\$17.80	7	\$15.39	7	\$18.18
8	\$19.31	8	\$18.32	8	\$15.83	8	\$18.65
9	\$19.75	9	\$18.84	9	\$16.25	9	\$19.14
10	\$20.19	10	\$19.36	10	\$16.68	10	\$19.61
11	\$20.62	11	\$19.88	11	\$17.11	11	\$20.10
12	\$21.07	12	\$20.40	12	\$17.53	12	\$20.57
13	\$21.50	13	\$20.93	13	\$17.97	13	\$21.06
14	\$21.95	14	\$21.44	14	\$18.39	14	\$21.53
15	\$22.41	15	\$21.97	15	\$18.82	15	\$22.02
16	\$22.82	16	\$22.48	16	\$19.25	16	\$22.49

Painter		Maintenance Foreman	
Step	Hourly Rate	Step	Hourly Rate
1	\$16.24	1	\$21.42
2	\$16.78	2	\$22.01
3	\$17.32	3	\$22.58
4	\$17.87	4	\$23.17
5	\$18.40	5	\$23.75
6	\$18.95	6	\$24.33
7	\$19.48	7	\$24.91
8	\$20.03	8	\$25.49
9	\$20.56	9	\$26.08
10	\$21.11	10	\$26.65
11	\$21.64	11	\$27.24
12	\$22.19	12	\$27.82
13	\$22.73	13	\$28.40
14	\$23.27	14	\$28.98
15	\$23.81	15	\$29.56
16	\$24.35	16	\$30.15

Facilities Department Schedules 2016-2017

Custodians		Head Custodian, Elem/MS		Head Custodian, HS/CO		Supply Clerk/Head Custodian	
Step	Hourly Rate	Step	Hourly Rate	Step	Hourly Rate	Step	Hourly Rate
1	\$10.92	1	\$13.75	1	\$14.07	1	\$13.75
2	\$11.35	2	\$14.14	2	\$14.46	2	\$14.14
3	\$11.80	3	\$14.52	3	\$14.87	3	\$14.52
4	\$12.23	4	\$14.92	4	\$15.26	4	\$14.92
5	\$12.67	5	\$15.30	5	\$15.66	5	\$15.30
6	\$13.11	6	\$15.69	6	\$16.06	6	\$15.69
7	\$13.54	7	\$16.08	7	\$16.45	7	\$16.08
8	\$13.99	8	\$16.46	8	\$16.86	8	\$16.46
9	\$14.42	9	\$16.86	9	\$17.25	9	\$16.86
10	\$14.87	10	\$17.24	10	\$17.64	10	\$17.24
11	\$15.30	11	\$17.62	11	\$18.05	11	\$17.62
12	\$15.74	12	\$18.02	12	\$18.44	12	\$18.02
13	\$16.18	13	\$18.40	13	\$18.84	13	\$18.40
14	\$16.61	14	\$18.79	14	\$19.24	14	\$18.79
15	\$17.06	15	\$19.18	15	\$19.63	15	\$19.18
16	\$17.49	16	\$19.56	16	\$20.04	16	\$19.56

Carpenter		Electrician		HVAC Tech		District Drivers	
Step	Hourly Rate	Step	Hourly Rate	Step	Hourly Rate	Step	Hourly Rate
1	\$16.99	1	\$18.33	1	\$18.33	1	\$12.09
2	\$17.54	2	\$18.91	2	\$18.88	2	\$12.41
3	\$18.11	3	\$19.47	3	\$19.41	3	\$12.74
4	\$18.66	4	\$20.05	4	\$19.96	4	\$13.07
5	\$19.23	5	\$20.61	5	\$20.49	5	\$13.39
6	\$19.79	6	\$21.19	6	\$21.04	6	\$13.72
7	\$20.35	7	\$21.76	7	\$21.57	7	\$14.05
8	\$20.92	8	\$22.33	8	\$22.12	8	\$14.37
9	\$21.47	9	\$22.90	9	\$22.65	9	\$14.70
10	\$22.04	10	\$23.47	10	\$23.20	10	\$15.03
11	\$22.59	11	\$24.05	11	\$23.74	11	\$15.35
12	\$23.16	12	\$24.61	12	\$24.28	12	\$15.68
13	\$23.71	13	\$25.19	13	\$24.82	13	\$16.01
14	\$24.28	14	\$25.75	14	\$25.36	14	\$16.33
15	\$24.84	15	\$26.33	15	\$25.90	15	\$16.65
16	\$25.40	16	\$26.90	16	\$26.44	16	\$16.99

Food Services Department Schedules 2016-2017

SFNS Technician		SFNS Manager		District Drivers		Kitchen Maintenance	
Step	Hourly Rate	Step	Hourly Rate	Step	Hourly Rate	Step	Hourly Rate
1	\$10.24	1	\$13.74	1	\$12.09	1	\$16.24
2	\$10.48	2	\$14.10	2	\$12.41	2	\$16.68
3	\$10.74	3	\$14.45	3	\$12.74	3	\$17.12
4	\$10.98	4	\$14.82	4	\$13.07	4	\$17.55
5	\$11.22	5	\$15.17	5	\$13.39	5	\$18.00
6	\$11.46	6	\$15.52	6	\$13.72	6	\$18.43
7	\$11.71	7	\$15.89	7	\$14.05	7	\$18.88
8	\$11.96	8	\$16.24	8	\$14.37	8	\$19.31
9	\$12.20	9	\$16.59	9	\$14.70	9	\$19.75
10	\$12.44	10	\$16.96	10	\$15.03	10	\$20.19
11	\$12.69	11	\$17.31	11	\$15.35	11	\$20.62
12	\$12.94	12	\$17.66	12	\$15.68	12	\$21.07
13	\$13.20	13	\$18.03	13	\$16.01	13	\$21.50
14	\$13.50	14	\$18.38	14	\$16.33	14	\$21.95
15	\$13.82	15	\$18.74	15	\$16.65	15	\$22.38
16	\$14.12	16	\$19.10	16	\$16.99	16	\$22.82

SFNS Training Supervisor

Step	Hourly Rate
1	\$14.45
2	\$14.95
3	\$15.43
4	\$15.93
5	\$16.41
6	\$16.91
7	\$17.39
8	\$17.89
9	\$18.37
10	\$18.86
11	\$19.35
12	\$19.84
13	\$20.33
14	\$20.82
15	\$21.31
16	\$21.80

Health Services Schedules 2016-2017

Health Rm. Asst.		LPN Nurse		RN Sch. Nurse	
Step	Hourly Rate	Step	Hourly Rate	Step	Hourly Rate
1	\$10.94	1	13.78	1	\$20.50
2	\$11.20	2	14.21	2	\$21.12
3	\$11.46	3	14.65	3	\$21.73
4	\$11.74	4	15.09	4	\$22.34
5	\$12.00	5	15.52	5	\$22.96
6	\$12.26	6	15.97	6	\$23.56
7	\$12.52	7	16.40	7	\$24.18
8	\$12.80	8	16.85	8	\$24.79
9	\$13.06	9	17.28	9	\$25.40
10	\$13.32	10	17.72	10	\$26.02
11	\$13.58	11	18.16	11	\$26.62
12	\$13.86	12	18.59	12	\$27.24
13	\$14.12	13	19.04	13	\$27.85
14	\$14.38	14	19.47	14	\$28.46
15	\$14.65	15	19.92	15	\$29.08
16	\$14.92	16	20.35	16	\$29.68

ITS Department Schedules 2016-2017

System Support Specialist		System Administrator		Network Administrator		IT Help Desk/Support Specialist	
Step	Hourly Rate	Step	Hourly Rate	Step	Hourly Rate	Step	Hourly Rate
1	\$18.33	1	\$21.73	1	\$25.13	1	\$15.51
2	\$18.82	2	\$22.42	2	\$26.04	2	\$16.15
3	\$19.31	3	\$23.12	3	\$26.94	3	\$16.78
4	\$19.80	4	\$23.82	4	\$27.85	4	\$17.41
5	\$20.29	5	\$24.52	5	\$28.75	5	\$18.05
6	\$20.78	6	\$25.22	6	\$29.66	6	\$18.67
7	\$21.27	7	\$25.92	7	\$30.57	7	\$19.31
8	\$21.76	8	\$26.61	8	\$31.48	8	\$19.95
9	\$22.25	9	\$27.32	9	\$32.39	9	\$20.57
10	\$22.74	10	\$28.02	10	\$33.30	10	\$21.21
11	\$23.23	11	\$28.71	11	\$34.21	11	\$21.84
12	\$23.71	12	\$29.41	12	\$35.11	12	\$22.47
13	\$24.21	13	\$30.11	13	\$36.02	13	\$23.11
14	\$24.69	14	\$30.81	14	\$36.93	14	\$23.74
15	\$25.19	15	\$31.51	15	\$37.83	15	\$24.37
16	\$25.67	16	\$32.21	16	\$38.74	16	\$25.01

Secretarial Schedules 2016-2017

Attendance Secretary

Step	Hourly Rate
1	\$12.09
2	\$12.43
3	\$12.79
4	\$13.13
5	\$13.47
6	\$13.83
7	\$14.17
8	\$14.51
9	\$14.87
10	\$15.21
11	\$15.55
12	\$15.91
13	\$16.25
14	\$16.59
15	\$16.95
16	\$17.29

Guidance Secretary

Step	Hourly Rate
1	\$12.71
2	\$13.12
3	\$13.52
4	\$13.94
5	\$14.34
6	\$14.75
7	\$15.16
8	\$15.56
9	\$15.98
10	\$16.38
11	\$16.79
12	\$17.20
13	\$17.60
14	\$18.02
15	\$18.42
16	\$18.83

Director's Secretary/Community Enrichment Coordinator

Step	Hourly Rate
1	\$14.45
2	\$14.95
3	\$15.43
4	\$15.93
5	\$16.41
6	\$16.91
7	\$17.39
8	\$17.89
9	\$18.37
10	\$18.86
11	\$19.35
12	\$19.84
13	\$20.33
14	\$20.82
15	\$21.31
16	\$21.80

Activities Secretary

Step	Hourly Rate
1	\$13.74
2	\$14.21
3	\$14.68
4	\$15.15
5	\$15.61
6	\$16.09
7	\$16.55
8	\$17.03
9	\$17.49
10	\$17.97
11	\$18.43
12	\$18.91
13	\$19.37
14	\$19.84
15	\$20.31
16	\$20.78

Library Sect.

Step	Hourly Rate
1	\$12.71
2	\$13.06
3	\$13.40
4	\$13.75
5	\$14.10
6	\$14.44
7	\$14.80
8	\$15.14
9	\$15.48
10	\$15.84
11	\$16.18
12	\$16.52
13	\$16.88
14	\$17.22
15	\$17.56
16	\$17.92

Head High School Principal Secretary

Step	Hourly Rate
1	\$14.51
2	\$15.06
3	\$15.59
4	\$16.14
5	\$16.68
6	\$17.22
7	\$17.76
8	\$18.30
9	\$18.84
10	\$19.38
11	\$19.93
12	\$20.46
13	\$21.01
14	\$21.54
15	\$22.09
16	\$22.62

Secretarial Schedules 2016-2017

Part Time Secretary

Step	Hourly Rate
1	\$12.71
2	\$13.12
3	\$13.52
4	\$13.94
5	\$14.34
6	\$14.75
7	\$15.16
8	\$15.56
9	\$15.98
10	\$16.38
11	\$16.79
12	\$17.20
13	\$17.60
14	\$18.02
15	\$18.42
16	\$18.83

Registrar

Step	Hourly Rate
1	\$13.90
2	\$14.26
3	\$14.62
4	\$15.00
5	\$15.36
6	\$15.73
7	\$16.10
8	\$16.46
9	\$16.84
10	\$17.20
11	\$17.56
12	\$17.94
13	\$18.30
14	\$18.66
15	\$19.04
16	\$19.40

Receptionist/Ofc. Asst.

Step	Hourly Rate
1	\$12.23
2	\$12.59
3	\$12.97
4	\$13.33
5	\$13.70
6	\$14.07
7	\$14.43
8	\$14.81
9	\$15.17
10	\$15.53
11	\$15.91
12	\$16.27
13	\$16.63
14	\$17.01
15	\$17.37
16	\$17.74

Bookkeeper

Step	Hourly Rate
1	\$14.51
2	\$15.06
3	\$15.59
4	\$16.14
5	\$16.68
6	\$17.22
7	\$17.76
8	\$18.30
9	\$18.84
10	\$19.38
11	\$19.93
12	\$20.46
13	\$21.01
14	\$21.54
15	\$22.09
16	\$22.62

Asst. Supt. Sect.

Step	Hourly Rate
1	\$16.47
2	\$16.93
3	\$17.37
4	\$17.82
5	\$18.27
6	\$18.72
7	\$19.17
8	\$19.61
9	\$20.07
10	\$20.51
11	\$20.97
12	\$21.41
13	\$21.86
14	\$22.31
15	\$22.76
16	\$23.21

Deputy Supt. Secretary/ HR Coordinator

Step	Hourly Rate
1	\$18.07
2	\$18.58
3	\$19.11
4	\$19.62
5	\$20.15
6	\$20.66
7	\$21.19
8	\$21.70
9	\$22.23
10	\$22.75
11	\$23.27
12	\$23.79
13	\$24.31
14	\$24.83
15	\$25.35
16	\$25.87

Supt. Sect.

Step	Hourly Rate
1	\$21.23
2	\$21.75
3	\$22.27
4	\$22.79
5	\$23.31
6	\$23.83
7	\$24.35
8	\$24.87
9	\$25.39
10	\$25.91
11	\$26.43
12	\$26.95
13	\$27.47
14	\$27.99
15	\$28.51
16	\$29.03

Building Secretary

Step	Hourly Rate
1	\$13.85
2	\$14.26
3	\$14.68
4	\$15.10
5	\$15.51
6	\$15.94
7	\$16.35
8	\$16.76
9	\$17.19
10	\$17.60
11	\$18.03
12	\$18.44
13	\$18.86
14	\$19.28
15	\$19.70
16	\$20.12

Transportation Schedules 2016-2017

Bus Driver

Mechanics

Training/Safety Coordinator

Bus Monitor

Step	Hourly Rate	Step	Hourly Rate	Step	Hourly Rate	Step	Hourly Rate
1	\$13.74	1	\$16.82	1	\$20.38	1	\$10.86
2	\$14.11	2	\$17.24	2	\$20.96	2	\$11.13
3	\$14.47	3	\$17.65	3	\$21.52	3	\$11.40
4	\$14.85	4	\$18.08	4	\$22.10	4	\$11.68
5	\$15.21	5	\$18.49	5	\$22.66	5	\$11.96
6	\$15.57	6	\$18.92	6	\$23.24	6	\$12.23
7	\$15.95	7	\$19.33	7	\$23.81	7	\$12.50
8	\$16.31	8	\$19.75	8	\$24.38	8	\$12.79
9	\$16.68	9	\$20.17	9	\$24.95	9	\$13.06
10	\$17.05	10	\$20.58	10	\$25.52	10	\$13.33
11	\$17.41	11	\$21.01	11	\$26.10	11	\$13.60
12	\$17.78	12	\$21.42	12	\$26.66	12	\$13.89
13	\$18.15	13	\$21.84	13	\$27.24	13	\$14.16
14	\$18.51	14	\$22.26	14	\$27.81	14	\$14.43
15	\$18.89	15	\$22.67	15	\$28.38	15	\$14.71
16	\$19.25	16	\$23.10	16	\$28.95	16	\$14.99

Special Needs Specialist Router/Dispatcher

Trip/Activity Specialist

Utility Driver

Step	Hourly Rate	Step	Hourly Rate	Step	Hourly Rate
1	\$16.82	1	\$13.74	1	\$13.74
2	\$17.24	2	\$14.21	2	\$14.11
3	\$17.65	3	\$14.68	3	\$14.47
4	\$18.08	4	\$15.15	4	\$14.85
5	\$18.49	5	\$15.61	5	\$15.21
6	\$18.92	6	\$16.09	6	\$15.57
7	\$19.33	7	\$16.55	7	\$15.95
8	\$19.75	8	\$17.03	8	\$16.31
9	\$20.17	9	\$17.49	9	\$16.68
10	\$20.58	10	\$17.97	10	\$17.05
11	\$21.01	11	\$18.43	11	\$17.41
12	\$21.42	12	\$18.91	12	\$17.78
13	\$21.84	13	\$19.37	13	\$18.15
14	\$22.26	14	\$19.84	14	\$18.51
15	\$22.67	15	\$20.31	15	\$18.89
16	\$23.10	16	\$20.78	16	\$19.25

13. G/L REVENUES

All Revenue Accounts

Account Code	Account Description	Budget Requested	1St Prior Year Actual	2Nd Prior Year Actual	3Rd Prior Year Actual
GRAND TOTAL		115,000,000.00	91,073,924.03	105,630,337.94	105,480,564.16
110-0000-5111-000-000	TAXES CURRENT YEAR 000	25,246,584.00	16,122,949.00	19,642,580.43	19,295,973.55
120-0000-5111-000-000	TAXES CURRENT YEAR 000	35,551,555.00	33,361,424.16	33,165,083.42	33,125,984.34
300-0000-5111-000-000	TAXES CURRENT YEAR 000	0.00	618,061.86	515,131.38	498,335.20
410-0000-5111-000-000	TAXES CURRENT YEAR 000	657,986.00	0.00	0.00	0.00
450-0000-5111-000-000	TAXES CURRENT YEAR 000	8,393,875.00	7,877,099.61	7,567,438.22	7,557,277.18
OBJECT 5111 TOTAL	TAXES CURRENT YEAR	69,850,000.00	57,979,534.63	60,890,233.45	60,477,570.27
110-0000-5112-000-000	TAXES PRIOR YEARS 000	303,008.00	246,688.69	147,921.40	234,199.33
120-0000-5112-000-000	TAXES PRIOR YEARS 000	356,279.00	510,445.52	249,754.58	402,057.16
300-0000-5112-000-000	TAXES PRIOR YEARS 000	0.00	9,456.64	3,879.29	6,048.40
410-0000-5112-000-000	TAXES PRIOR YEARS 000	6,594.00	0.00	0.00	0.00
450-0000-5112-000-000	TAXES PRIOR YEARS 000	84,119.00	120,523.35	56,987.71	91,724.31
OBJECT 5112 TOTAL	TAXES PRIOR YEARS	750,000.00	887,114.20	458,542.98	734,029.20
120-0000-5113-000-000	TAXES SALES - PROP C	9,500,000.00	7,124,750.78	9,128,562.59	8,460,646.41
OBJECT 5113 TOTAL	TAXES SALES	9,500,000.00	7,124,750.78	9,128,562.59	8,460,646.41
110-0000-5114-000-000	FINANCIAL INSTITUTION TAXES 000	100,966.00	98,894.91	74,467.95	41,015.86
120-0000-5114-000-000	FINANCIAL INSTITUTION TAXES 000	0.00	0.00	0.00	70,413.97
300-0000-5114-000-000	FINANCIAL INSTITUTION TAXES 000	0.00	1,234.68	726.54	1,059.58
410-0000-5114-000-000	FINANCIAL INSTITUTION TAXES 000	1,094.00	0.00	0.00	0.00
450-0000-5114-000-000	FINANCIAL INSTITUTION TAXES 000	13,940.00	15,742.19	10,671.04	16,064.54
OBJECT 5114 TOTAL	FINANCIAL INSTITUTION TAXES	116,000.00	115,871.78	85,865.53	128,553.95
110-0000-5115-000-000	TAXES - M & M SURTAX 000	1,414,400.00	871,901.36	1,369,215.36	522,245.17
120-0000-5115-000-000	TAXES - M & M SURTAX 000	0.00	0.00	0.00	896,554.21
300-0000-5115-000-000	TAXES - M & M SURTAX 000	0.00	0.00	13,356.52	13,487.42
410-0000-5115-000-000	TAXES M & M 000	15,324.00	0.00	0.00	0.00
450-0000-5115-000-000	TAXES - M & M SURTAX 000	195,276.00	138,787.06	196,211.15	204,537.56
OBJECT 5115 TOTAL	TAXES M & M	1,625,000.00	1,010,688.42	1,578,783.03	1,636,824.36
110-0000-5116-000-000	IN LIEU OF TAX	0.00	0.00	0.00	1,252.61
120-0000-5116-000-000	IN LIEU OF TAX	0.00	0.00	0.00	2,150.40
300-0000-5116-000-000	IN LIEU OF TAX	0.00	0.00	0.00	32.35
450-0000-5116-000-000	IN LIEU OF TAX	0.00	0.00	0.00	490.59
OBJECT 5116 TOTAL	IN LIEU OF TAX	0.00	0.00	0.00	3,925.95
110-0000-5121-000-000	FULL DAY KDG N FEES	0.00	0.00	0.00	661.96
120-0000-5121-000-000	FULL DAY KDG N FEES	0.00	0.00	0.00	1,343.99
OBJECT 5121 TOTAL	FULL DAY KDG N FEES	0.00	0.00	0.00	2,005.95
110-0000-5141-000-000	EARNINGS ON INVESTMENTS 000	12,600.00	14,548.28	10,050.23	13,818.35
120-0000-5141-000-000	EARNINGS ON INVESTMENTS 000	14,000.00	11,225.02	9,634.33	15,197.14
300-0000-5141-000-000	EARNINGS ON INVESTMENTS 000	700.00	384.95	302.35	607.67
410-0000-5141-000-000	EARNINGS ON INVESTMENTS 000	700.00	332.02	220.44	693.24
450-0000-5141-000-000	EARNINGS ON INVESTMENTS 000	7,000.00	8,132.03	8,520.92	7,974.40
OBJECT 5141 TOTAL	EARNINGS ON INVESTMENTS	35,000.00	34,622.30	28,728.27	38,290.80
500-0000-5151-105-000	STUDENTS CAFE	0.00	143,734.97	154,753.66	149,035.39
500-0000-5151-107-000	STUDENTS CAFE	0.00	152,357.12	163,290.42	166,403.80
500-0000-5151-115-000	STUDENTS CAFE	0.00	528.10	380.75	440.80
500-0000-5151-300-000	STUDENTS CAFE	0.00	52,110.02	54,938.30	58,024.94

All Revenue Accounts

Account Code	Account Description	Budget Requested	1St Prior Year Actual	2Nd Prior Year Actual	3Rd Prior Year Actual
500-0000-5151-302-000	STUDENTS CAFE	0.00	73,454.24	85,029.31	77,868.21
500-0000-5151-304-000	STUDENTS CAFE	0.00	55,133.90	56,635.33	56,463.01
500-0000-5151-306-000	STUDENTS CAFE	0.00	95,963.92	94,857.25	92,318.38
500-0000-5151-320-000	STUDENTS CAFE	0.00	0.00	134.60	305.71
500-0000-5151-402-000	STUDENTS CAFE	0.00	40,803.13	45,221.12	42,717.03
500-0000-5151-406-000	STUDENTS CAFE	0.00	62,118.29	70,508.81	67,297.44
500-0000-5151-407-000	STUDENTS CAFE	0.00	71,215.87	78,122.67	74,418.72
500-0000-5151-408-000	STUDENTS CAFE	0.00	41,074.78	49,415.02	49,294.86
500-0000-5151-409-000	STUDENTS CAFE	0.00	38,784.88	44,416.45	44,055.35
500-0000-5151-500-000	STUDENTS CAFE	0.00	54,625.33	64,022.32	58,259.30
500-0000-5151-502-000	STUDENTS CAFE	0.00	65,564.53	62,388.54	60,569.18
500-0000-5151-504-000	STUDENTS CAFE	0.00	50,104.51	53,413.81	50,799.20
500-0000-5151-506-000	STUDENTS CAFE	0.00	58,858.99	62,400.78	52,240.92
500-0000-5151-510-000	STUDENTS CAFE	0.00	50,978.86	58,882.62	60,328.81
500-0000-5151-810-000	STUDENTS CAFE	1,266,000.00	0.00	0.00	0.00
OBJECT 5151 TOTAL	STUDENTS CAFE	1,266,000.00	1,107,411.44	1,198,811.76	1,160,841.06
500-0000-5152-105-000	ALA CARTE CAFE	0.00	139,096.40	168,904.31	200,607.70
500-0000-5152-107-000	ALA CARTE CAFE	0.00	138,007.42	174,631.22	192,342.99
500-0000-5152-115-000	ALA CARTE CAFE	0.00	144.66	103.75	30.30
500-0000-5152-300-000	ALA CARTE CAFE	0.00	39,180.29	37,046.60	45,497.10
500-0000-5152-302-000	ALA CARTE CAFE	0.00	57,754.99	77,291.08	84,718.88
500-0000-5152-304-000	ALA CARTE CAFE	0.00	40,720.42	52,388.29	71,153.69
500-0000-5152-306-000	ALA CARTE CAFE	0.00	65,505.57	87,139.36	96,974.20
500-0000-5152-402-000	ALA CARTE CAFE	0.00	16,190.31	13,878.56	13,885.64
500-0000-5152-406-000	ALA CARTE CAFE	0.00	18,152.60	18,071.91	9,171.55
500-0000-5152-407-000	ALA CARTE CAFE	0.00	20,854.85	25,434.15	22,214.26
500-0000-5152-408-000	ALA CARTE CAFE	0.00	13,070.88	13,425.15	14,497.62
500-0000-5152-409-000	ALA CARTE CAFE	0.00	12,432.56	15,805.05	8,125.65
500-0000-5152-500-000	ALA CARTE CAFE	0.00	14,980.35	16,023.20	8,122.45
500-0000-5152-502-000	ALA CARTE CAFE	0.00	29,195.09	28,521.81	26,921.96
500-0000-5152-504-000	ALA CARTE CAFE	0.00	19,319.48	22,230.84	15,667.15
500-0000-5152-506-000	ALA CARTE CAFE	0.00	9,320.18	10,390.94	11,144.46
500-0000-5152-510-000	ALA CARTE CAFE	0.00	19,232.24	21,715.37	13,799.80
500-0000-5152-810-000	ALA CARTE CAFE	745,000.00	0.00	0.00	0.00
OBJECT 5152 TOTAL	ALA CARTE CAFE	745,000.00	653,158.29	783,001.59	834,875.40
500-0000-5164-105-000	ADULTS CAFE	0.00	1,131.25	1,648.00	3,530.70
500-0000-5164-107-000	ADULTS CAFE	0.00	897.40	1,045.25	879.40
500-0000-5164-115-000	ADULTS CAFE	0.00	0.00	9.50	8.00
500-0000-5164-300-000	ADULTS CAFE	0.00	1,545.50	2,465.75	1,629.50
500-0000-5164-302-000	ADULTS CAFE	0.00	588.75	1,702.00	1,398.25
500-0000-5164-304-000	ADULTS CAFE	0.00	1,337.00	1,174.05	783.50
500-0000-5164-306-000	ADULTS CAFE	0.00	1,925.50	2,492.25	1,851.25
500-0000-5164-402-000	ADULTS CAFE	0.00	317.50	1,284.25	1,490.75
500-0000-5164-406-000	ADULTS CAFE	0.00	404.00	553.50	614.00

All Revenue Accounts

Account Code	Account Description	Budget Requested	1St Prior Year Actual	2Nd Prior Year Actual	3Rd Prior Year Actual
500-0000-5164-407-000	ADULTS CAFE	0.00	1,029.75	1,386.00	963.00
500-0000-5164-408-000	ADULTS CAFE	0.00	54.75	327.25	706.50
500-0000-5164-409-000	ADULTS CAFE	0.00	118.75	358.00	434.30
500-0000-5164-500-000	ADULTS CAFE	0.00	608.15	353.50	660.50
500-0000-5164-502-000	ADULTS CAFE	0.00	567.80	583.75	379.25
500-0000-5164-504-000	ADULTS CAFE	0.00	512.60	979.75	1,394.65
500-0000-5164-506-000	ADULTS CAFE	0.00	97.50	182.75	259.25
500-0000-5164-510-000	ADULTS CAFE	0.00	135.75	152.50	210.50
500-0000-5164-810-000	ADULTS CAFE	9,000.00	0.00	0.00	0.00
OBJECT 5164 TOTAL	ADULTS CAFE	9,000.00	11,271.95	16,698.05	17,193.30
500-0000-5165-105-000	SPECIAL SERVICES CAFE	0.00	14.00	0.00	36.52
500-0000-5165-107-000	SPECIAL SERVICES CAFE	0.00	1,892.44	1,904.86	1,697.83
500-0000-5165-306-000	SPECIAL SERVICES CAFE	0.00	0.00	45.00	0.00
500-0000-5165-402-000	SPECIAL SERVICES CAFE	0.00	80.76	103.45	7.05
500-0000-5165-406-000	SPECIAL SERVICES CAFE	0.00	762.90	244.16	933.71
500-0000-5165-407-000	SPECIAL SERVICES CAFE	0.00	40.00	0.00	32.50
500-0000-5165-408-000	SPECIAL SERVICES CAFE	0.00	68.00	0.00	0.00
500-0000-5165-409-000	SPECIAL SERVICES CAFE	0.00	651.95	464.61	252.82
500-0000-5165-500-000	SPECIAL SERVICES CAFE	0.00	81.30	0.00	0.00
500-0000-5165-502-000	SPECIAL SERVICES CAFE	0.00	121.52	314.14	153.58
500-0000-5165-504-000	SPECIAL SERVICES CAFE	0.00	159.40	119.63	50.50
500-0000-5165-506-000	SPECIAL SERVICES CAFE	0.00	188.01	128.97	135.77
500-0000-5165-510-000	SPECIAL SERVICES CAFE	0.00	14.40	116.17	146.69
500-0000-5165-810-000	SPECIAL SERVICES CAFE	5,000.00	0.00	39.45	0.00
OBJECT 5165 TOTAL	SPECIAL SERVICES CAFE	5,000.00	4,074.68	3,480.44	3,446.97
500-0000-5166-810-000	MISC. LOCAL REVENUE	0.00	4,427.47	22,740.22	15,154.74
OBJECT 5166 TOTAL	MISC. LOCAL REVENUE	0.00	4,427.47	22,740.22	15,154.74
500-0000-5167-810-000	BEVERAGE	0.00	286.00	918.75	0.00
OBJECT 5167 TOTAL	BEVERAGE	0.00	286.00	918.75	0.00
700-0000-5171-105-700	ALL DIST. WIDE ATHLETICS	242,000.00	49,639.37	236,246.67	276,040.92
700-0000-5171-107-700	ALL DIST. WIDE ATHLETICS	242,000.00	183,648.46	226,208.95	218,970.04
700-0000-5171-105-701	ALL DIST. WIDE ATHLETICS-Baseball	0.00	3,100.00	0.00	0.00
700-0000-5171-105-702	ALL DIST. WIDE ATHLETICS-Basketball-Boys	0.00	6,313.37	0.00	0.00
700-0000-5171-105-703	ALL DIST. WIDE ATHLETICS-Basketball-Girls	0.00	4,295.75	0.00	0.00
700-0000-5171-105-704	ALL DIST. WIDE ATHLETICS-Cheerleading	0.00	27,897.10	0.00	0.00
700-0000-5171-105-705	ALL DIST. WIDE ATHLETICS-Cross Country	0.00	2,728.50	0.00	0.00
700-0000-5171-105-706	ALL DIST. WIDE ATHLETICS-Football	0.00	8,943.00	0.00	0.00
700-0000-5171-105-707	ALL DIST. WIDE ATHLETICS-Golf Boys	0.00	350.00	0.00	0.00
700-0000-5171-105-708	ALL DIST. WIDE ATHLETICS-Golf-Girls	0.00	479.62	0.00	0.00
700-0000-5171-105-709	ALL DIST. WIDE ATHLETICS-Majorettes	0.00	700.00	0.00	0.00
700-0000-5171-105-710	ALL DIST. WIDE ATHLETICS-Pantherettes	0.00	23,280.00	0.00	0.00
700-0000-5171-105-711	ALL DIST. WIDE ATHLETICS-Soccer-Boys	0.00	4,530.00	0.00	0.00
700-0000-5171-105-712	ALL DIST. WIDE ATHLETICS-Soccer-Girls	0.00	50.00	0.00	0.00
700-0000-5171-105-713	ALL DIST. WIDE ATHLETICS-Softball	0.00	5,622.00	0.00	0.00

All Revenue Accounts

Account Code	Account Description	Budget Requested	1St Prior Year Actual	2Nd Prior Year Actual	3Rd Prior Year Actual
700-0000-5171-105-714	ALL DIST. WIDE ATHLETICS-Swimming-Boys	0.00	733.00	0.00	0.00
700-0000-5171-105-715	ALL DIST. WIDE ATHLETICS-Swimming-Girls	0.00	735.00	0.00	0.00
700-0000-5171-105-716	ALL DIST. WIDE ATHLETICS-Tennis-Boys	0.00	940.00	0.00	0.00
700-0000-5171-105-717	ALL DIST. WIDE ATHLETICS-Tennis-Girls	0.00	5,123.00	0.00	0.00
700-0000-5171-105-718	ALL DIST. WIDE ATHLETICS-Track-Boys	0.00	28.00	0.00	0.00
700-0000-5171-105-719	ALL DIST. WIDE ATHLETICS-Track-Girls	0.00	4,540.00	0.00	0.00
700-0000-5171-105-720	ALL DIST. WIDE ATHLETICS-Volleyball-Boys	0.00	500.00	0.00	0.00
700-0000-5171-105-721	ALL DIST. WIDE ATHLETICS-Volleyball-Girls	0.00	7,437.50	0.00	0.00
700-0000-5171-105-722	ALL DIST. WIDE ATHLETICS-Water Polo	0.00	36.00	0.00	0.00
OBJECT 5171 TOTAL	ALL DIST. WIDE ATHLETICS	484,000.00	341,649.67	462,455.62	495,010.96
600-0000-5179-800-310	ACTIVITIES	0.00	500.00	0.00	0.00
600-0000-5179-800-331	ACTIVITIES	0.00	10.67	0.00	0.00
600-0000-5179-750-518	ACTIVITIES	0.00	1,925.00	21,525.00	22,045.00
600-0000-5179-800-521	ACTIVITIES	0.00	1,625.00	0.00	0.00
600-0000-5179-810-531	ACTIVITIES	0.00	650.00	50.00	21,620.78
600-0000-5179-810-534	ACTIVITIES	0.00	34,878.64	34,952.84	32,515.20
600-0000-5179-820-541	ACTIVITIES	0.00	1,180.00	925.36	1,916.60
600-0000-5179-840-550	ACTIVITIES	0.00	1,130.00	2,848.75	2,532.35
600-0000-5179-000-600	ACTIVITIES	1,716,000.00	0.00	0.00	0.00
600-0000-5179-800-603	ACTIVITIES	0.00	163,833.56	80,792.65	61,241.22
600-0000-5179-800-604	ACTIVITIES	0.00	149.82	0.00	0.00
600-0000-5179-800-605	ACTIVITIES	0.00	1,217.16	7,571.85	7,898.44
600-0000-5179-750-613	ACTIVITIES	0.00	1,123.53	9,483.26	9,444.13
600-0000-5179-750-614	ACTIVITIES	0.00	3,000.00	0.00	0.00
600-0000-5179-750-615	OTHER SUPPLIES/MATERIAL	0.00	3,000.00	3,000.00	3,000.00
600-0000-5179-810-616	ACTIVITIES	0.00	1,718.00	0.00	0.00
600-0000-5179-115-617	ACTIVITIES	0.00	411.54	2,689.29	2,118.67
600-0000-5179-810-618	ACTIVITIES	0.00	781.34	4,581.04	3,182.61
600-0000-5179-810-619	ACTIVITIES	0.00	0.00	11,000.00	0.00
600-0000-5179-810-620	ACTIVITIES	0.00	5,115.79	5,950.69	2,473.77
600-0000-5179-810-622	ACTIVITIES	0.00	792.85	1,547.30	343.05
600-0000-5179-107-629	ACTIVITIES	0.00	2,658.00	2,221.54	1,210.00
600-0000-5179-107-630	ACTIVITIES	0.00	309.75	375.65	513.00
600-0000-5179-107-632	ACTIVITIES	0.00	493.00	1,547.48	0.00
600-0000-5179-107-633	ACTIVITIES	0.00	1,740.00	1,525.00	2,100.00
600-0000-5179-107-634	ACTIVITIES	0.00	5,508.64	9,327.96	23,516.52
600-0000-5179-105-635	ACTIVITIES	0.00	5,502.91	1,847.43	0.00
600-0000-5179-800-638	ACTIVITIES	0.00	13,000.00	8,824.13	11,297.91
600-0000-5179-502-639	ACTIVITIES	0.00	1,752.74	2,261.52	3,590.00
600-0000-5179-510-639	ACTIVITIES	0.00	1,826.66	11.00	0.00
600-0000-5179-304-640	ACTIVITIES	0.00	0.00	562.00	720.97
600-0000-5179-304-641	ACTIVITIES	0.00	339.00	100.00	1,143.46
600-0000-5179-304-642	ACTIVITIES	0.00	0.00	481.30	168.47
600-0000-5179-304-643	ACTIVITIES	0.00	9,998.01	13,860.00	11,825.10

All Revenue Accounts

Account Code	Account Description	Budget Requested	1St Prior Year Actual	2Nd Prior Year Actual	3Rd Prior Year Actual
600-0000-5179-304-644	ACTIVITIES	0.00	1,736.17	5,939.93	10,804.77
600-0000-5179-810-644	ACTIVITIES	0.00	496.45	0.00	0.00
600-0000-5179-107-645	ACTIVITIES	0.00	21.74	681.99	262,060.11
600-0000-5179-105-646	ACTIVITIES	0.00	35.00	176.00	344.00
600-0000-5179-105-647	ACTIVITIES	0.00	14.40	0.00	250.00
600-0000-5179-105-648	ACTIVITIES	0.00	5,640.72	2,341.23	2,386.51
600-0000-5179-105-649	ACTIVITIES	0.00	3,315.00	4,410.00	4,723.00
600-0000-5179-105-650	ACTIVITIES	0.00	5,177.60	5,370.51	10,420.84
600-0000-5179-107-650	ACTIVITIES	0.00	1,315.00	1,376.00	1,426.00
600-0000-5179-402-650	ACTIVITIES	0.00	1,661.93	2,280.63	1,478.58
600-0000-5179-105-651	ACTIVITIES	0.00	1,621.00	114.00	42,918.00
600-0000-5179-107-651	ACTIVITIES	0.00	14,988.00	51,630.00	8,144.00
600-0000-5179-105-652	ACTIVITIES	0.00	4,000.00	39,279.91	6,647.25
600-0000-5179-107-652	ACTIVITIES	0.00	5,962.00	8,597.75	0.00
600-0000-5179-105-653	ACTIVITIES	0.00	12,279.30	4,721.21	570.00
600-0000-5179-107-653	ACTIVITIES	0.00	5,270.00	0.00	430.00
600-0000-5179-107-654	ACTIVITIES	0.00	0.00	0.00	53,022.62
600-0000-5179-105-655	ACTIVITIES	0.00	10,598.38	20,857.55	31,479.78
600-0000-5179-107-655	ACTIVITIES	0.00	20,551.78	27,627.82	31,720.41
600-0000-5179-300-655	ACTIVITIES	0.00	35,029.90	34,126.95	40,063.94
600-0000-5179-302-655	ACTIVITIES	0.00	85,780.07	116,178.12	103,385.49
600-0000-5179-304-655	ACTIVITIES	0.00	12,463.48	44,043.17	33,982.27
600-0000-5179-306-655	ACTIVITIES	0.00	32,598.96	57,660.71	68,440.19
600-0000-5179-320-655	ELEMENTARY SUMMER SCHOOL	0.00	0.00	1,080.00	570.00
600-0000-5179-402-655	ACTIVITIES	0.00	13,546.07	18,953.84	19,211.82
600-0000-5179-406-655	ACTIVITIES	0.00	24,748.95	26,792.32	18,945.88
600-0000-5179-407-655	ACTIVITIES	0.00	29,762.49	28,956.81	29,324.73
600-0000-5179-408-655	ACTIVITIES	0.00	50,849.21	31,860.02	31,290.67
600-0000-5179-409-655	ACTIVITIES	0.00	20,013.88	10,815.21	12,831.75
600-0000-5179-500-655	ACTIVITIES	0.00	11,189.72	16,011.43	9,220.68
600-0000-5179-502-655	ACTIVITIES	0.00	31,257.55	23,607.68	45,042.60
600-0000-5179-504-655	ACTIVITIES	0.00	19,282.10	25,288.21	31,331.17
600-0000-5179-506-655	ACTIVITIES	0.00	22,880.77	35,814.47	42,877.78
600-0000-5179-510-655	ACTIVITIES	0.00	16,186.18	27,926.89	38,300.95
600-0000-5179-840-655	ACTIVITIES	0.00	155.00	240.00	175.00
600-0000-5179-320-656	MIDDLE SCHOOL SUMMER SCHOOL	0.00	0.00	755.00	300.00
600-0000-5179-105-657	ACTIVITIES	0.00	233.74	793.91	1,496.25
600-0000-5179-107-657	ACTIVITIES	0.00	1,492.26	2,756.82	2,930.43
600-0000-5179-300-657	ACTIVITIES	0.00	85.00	365.00	645.80
600-0000-5179-302-657	ACTIVITIES	0.00	25.00	373.70	223.75
600-0000-5179-304-657	ACTIVITIES	0.00	115.99	50.00	263.14
600-0000-5179-306-657	ACTIVITIES	0.00	43.40	936.75	1,251.49
600-0000-5179-402-657	ACTIVITIES	0.00	21.00	223.95	73.00
600-0000-5179-407-657	ACTIVITIES	0.00	27.99	133.63	209.34

All Revenue Accounts

Account Code	Account Description	Budget Requested	1St Prior Year Actual	2Nd Prior Year Actual	3Rd Prior Year Actual
600-0000-5179-408-657	ACTIVITIES	0.00	5,581.62	6,763.20	5,681.03
600-0000-5179-409-657	ACTIVITIES	0.00	0.00	0.00	106.94
600-0000-5179-500-657	ACTIVITIES	0.00	383.56	263.57	171.00
600-0000-5179-502-657	ACTIVITIES	0.00	3,104.80	7,384.31	7,807.39
600-0000-5179-504-657	ACTIVITIES	0.00	7,513.62	7,247.49	7,894.75
600-0000-5179-510-657	ACTIVITIES	0.00	150.44	60.00	0.00
600-0000-5179-105-658	ACTIVITIES	0.00	4,899.49	16,399.35	14,742.99
600-0000-5179-107-658	ACTIVITIES	0.00	3,685.14	3,963.25	5,238.50
600-0000-5179-800-658	ACTIVITIES	0.00	0.00	40,926.57	0.00
600-0000-5179-105-659	ACTIVITIES	0.00	1,867.48	0.00	65.01
600-0000-5179-105-660	ACTIVITIES	0.00	1,375.00	2,302.00	2,280.76
600-0000-5179-107-660	ACTIVITIES	0.00	5,089.00	7,950.25	9,315.00
600-0000-5179-105-661	ACTIVITIES	0.00	0.00	625.25	1,816.99
600-0000-5179-105-663	ACTIVITIES	0.00	175.00	925.00	1,345.00
600-0000-5179-107-664	ACTIVITIES	0.00	2,936.00	27,953.00	25,758.00
600-0000-5179-105-665	ACTIVITIES	0.00	0.00	844.40	0.00
600-0000-5179-300-665	BUERKLE COFFEE CART	0.00	295.46	484.17	662.02
600-0000-5179-302-665	ACTIVITIES	0.00	416.85	455.00	658.32
600-0000-5179-107-666	ACTIVITIES	0.00	182.00	404.00	755.00
600-0000-5179-105-667	ACTIVITIES	0.00	718.00	899.00	1,460.00
600-0000-5179-107-667	ACTIVITIES	0.00	1,485.06	1,371.82	1,134.10
600-0000-5179-300-667	NATIONAL JUNIOR HONOR SOCIETY-BUERKLE	0.00	6,317.19	2,809.57	5,734.25
600-0000-5179-107-668	ACTIVITIES	0.00	478.00	460.00	733.08
600-0000-5179-105-669	ACTIVITIES	0.00	151.24	3,215.44	3,133.78
600-0000-5179-107-669	ACTIVITIES	0.00	-273.55	672.40	1,159.57
600-0000-5179-302-669	ACTIVITIES	0.00	6,058.53	6,777.49	6,277.40
600-0000-5179-800-669	ACTIVITIES	0.00	0.00	17,343.20	20,208.00
600-0000-5179-105-670	ACTIVITIES	0.00	9,692.00	10,323.85	9,573.02
600-0000-5179-510-670	ACTIVITIES	0.00	3,469.75	2,515.50	3,400.50
600-0000-5179-107-671	ACTIVITIES	0.00	133,484.22	150,462.52	38,823.38
600-0000-5179-105-672	ACTIVITIES	0.00	1,275.00	1,480.00	0.00
600-0000-5179-107-672	ACTIVITIES	0.00	109,635.00	77,465.00	104,377.25
600-0000-5179-105-673	ACTIVITIES	0.00	260.47	591.71	2,394.04
600-0000-5179-107-673	ACTIVITIES	0.00	1,804.28	511.05	0.00
600-0000-5179-105-675	ACTIVITIES	0.00	324.00	610.00	10.00
600-0000-5179-107-675	ACTIVITIES	0.00	374.00	0.00	194.00
600-0000-5179-105-676	ACTIVITIES	0.00	25,670.62	23,921.84	13,043.00
600-0000-5179-107-676	ACTIVITIES	0.00	3,051.00	3,390.00	3,042.50
600-0000-5179-105-677	ACTIVITIES	0.00	0.00	0.00	327.92
600-0000-5179-107-677	ACTIVITIES	0.00	666.23	742.13	943.85
600-0000-5179-105-678	ACTIVITIES	0.00	0.00	0.00	76.00
600-0000-5179-107-678	ACTIVITIES	0.00	1,371.00	920.00	713.25
600-0000-5179-105-679	ACTIVITIES	0.00	9,290.26	10,210.50	9,295.73
600-0000-5179-107-679	ACTIVITIES	0.00	12,804.86	16,923.61	17,007.23

All Revenue Accounts

Account Code	Account Description	Budget Requested	1St Prior Year Actual	2Nd Prior Year Actual	3Rd Prior Year Actual
600-0000-5179-105-680	ACTIVITIES	0.00	1,620.00	2,605.46	2,521.15
600-0000-5179-107-680	ACTIVITIES	0.00	6,223.02	10,001.00	6,419.52
600-0000-5179-105-681	ACTIVITIES	0.00	0.00	1,200.06	796.46
600-0000-5179-105-682	ACTIVITIES	0.00	2,273.97	2,793.38	1,450.89
600-0000-5179-107-682	ACTIVITIES	0.00	198.00	1,049.00	105.00
600-0000-5179-107-683	ACTIVITIES	0.00	1,600.00	3,129.00	2,091.00
600-0000-5179-105-684	ACTIVITIES	0.00	1,052.51	0.00	374.60
600-0000-5179-107-684	ACTIVITIES	0.00	0.00	2,962.00	4,526.00
600-0000-5179-105-685	ACTIVITIES	0.00	0.00	826.75	84.40
600-0000-5179-300-685	ACTIVITIES	0.00	0.00	4,521.13	0.00
600-0000-5179-105-686	ACTIVITIES	0.00	0.00	5,275.00	5,981.67
600-0000-5179-105-687	ACTIVITIES	0.00	2,720.67	2,055.45	1,775.93
600-0000-5179-107-687	ACTIVITIES	0.00	2,611.50	2,299.79	2,187.18
600-0000-5179-105-688	ACTIVITIES	0.00	0.00	0.00	214.17
600-0000-5179-107-688	ACTIVITIES	0.00	0.00	0.00	49.33
600-0000-5179-500-688	ACTIVITIES	0.00	0.00	0.00	40.43
600-0000-5179-107-689	ACTIVITIES	0.00	0.00	2,005.00	910.75
600-0000-5179-107-690	ACTIVITIES	0.00	3,357.75	4,215.03	4,180.75
600-0000-5179-105-691	ACTIVITIES	0.00	2,900.00	2,870.00	2,934.75
600-0000-5179-107-691	ACTIVITIES	0.00	0.00	259.00	0.00
600-0000-5179-105-692	ACTIVITIES	0.00	3,799.95	4,803.00	7,754.01
600-0000-5179-107-692	ACTIVITIES	0.00	3,431.00	3,479.00	5,322.00
600-0000-5179-105-693	ACTIVITIES	0.00	13,582.00	17,714.20	25,362.27
600-0000-5179-107-693	ACTIVITIES	0.00	5,535.28	12,229.44	11,099.00
600-0000-5179-300-693	ACTIVITIES	0.00	5,374.70	6,831.95	8,122.30
600-0000-5179-302-693	ACTIVITIES	0.00	0.00	0.00	58.51
600-0000-5179-402-693	ACTIVITIES	0.00	0.00	338.75	468.92
600-0000-5179-406-693	ACTIVITIES	0.00	10.00	290.00	884.75
600-0000-5179-510-693	ACTIVITIES	0.00	568.00	0.00	0.00
600-0000-5179-105-694	ACTIVITIES	0.00	7,349.26	13,873.00	18,767.38
600-0000-5179-107-694	ACTIVITIES	0.00	37,014.86	64,156.91	65,095.92
600-0000-5179-300-694	YEARBOOK	0.00	1,475.50	7,263.79	2,205.00
600-0000-5179-107-695	ACTIVITIES	0.00	221.00	589.07	260.00
600-0000-5179-105-696	ACTIVITIES	0.00	9,065.00	11,088.65	12,004.50
600-0000-5179-107-697	ACTIVITIES	0.00	0.00	0.00	159.00
OBJECT 5179 TOTAL	ACTIVITIES	1,716,000.00	1,246,391.38	1,560,304.41	1,749,199.33
110-0000-5180-000-000	COMMUNITY SERVICES 000	71,689.00	59,892.96	67,945.50	78,669.43
110-0000-5180-830-000	COMMUNITY SERVICES	48,737.00	40,717.66	67,194.75	73,808.93
OBJECT 5180 TOTAL	COMMUNITY SERVICES	120,426.00	100,610.62	135,140.25	152,478.36
110-0000-5181-000-000	COMMUNITY SERVICE EC TUITION	68,274.00	57,038.84	73,770.85	58,581.45
120-0000-5181-000-000	COMMUNITY SVC EC TUITION	181,300.00	162,393.70	210,166.15	234,260.80
OBJECT 5181 TOTAL	COMMUNITY SERVICE ECSE TUITION	249,574.00	219,432.54	283,937.00	292,842.25
110-0000-5191-000-000	GIFTS/DONATIONS	0.00	0.00	200.00	0.00
410-0000-5191-000-000	GIFTS/DONATIONS	0.00	0.00	0.00	31,250.00

All Revenue Accounts

Account Code	Account Description	Budget Requested	1St Prior Year Actual	2Nd Prior Year Actual	3Rd Prior Year Actual
OBJECT 5191 TOTAL	GIFTS/DONATIONS	0.00	0.00	200.00	31,250.00
110-0000-5192-000-000	BLDG. USE/CUSTODIAL FEES 000	210,823.00	169,277.85	238,050.00	244,334.27
410-0000-5192-000-000	BLDG. USE/CUSTODIAL FEES 000	12,800.00	4,125.00	8,445.00	13,468.75
OBJECT 5192 TOTAL	BLDG. USE/CUSTODIAL FEES	223,623.00	173,402.85	246,495.00	257,803.02
110-0000-5193-000-000	FIELD TRIPS 000	68,519.00	30,945.00	67,174.00	58,301.50
OBJECT 5193 TOTAL	FIELD TRIPS	68,519.00	30,945.00	67,174.00	58,301.50
110-0000-5194-000-000	FEES 000	140,197.00	127,179.50	79,984.33	81,607.16
OBJECT 5194 TOTAL	FEES	140,197.00	127,179.50	79,984.33	81,607.16
110-0000-5196-000-000	E-RATE REIMBURSEMENT	82,221.00	128,136.52	131,878.34	74,141.28
OBJECT 5196 TOTAL	E-Rate Reimbursement	82,221.00	128,136.52	131,878.34	74,141.28
110-0000-5198-000-335	VICC-Voluntary Interdist. Choice Corp	1,825,000.00	548,429.97	1,785,859.94	98,311.97
120-0000-5198-000-335	VICC-Voluntary Interdist. Choice Corp	0.00	0.00	0.00	1,916,752.88
410-0000-5198-000-335	VICC-Voluntary Interdist. Choice Corp	675,000.00	202,843.98	660,523.52	737,229.57
OBJECT 5198 TOTAL	VICC-Voluntary Interdist. Choice Corp	2,500,000.00	751,273.95	2,446,383.46	2,752,294.42
110-0000-5199-000-000	MISC. LOCAL REVENUE 000	125,440.00	56,201.68	54,264.81	38,364.41
110-0000-5199-810-000	MISC. LOCAL REVENUE	0.00	0.00	521.85	242.65
120-0000-5199-000-000	MISC. LOCAL REVENUE 000	0.00	1,893.32	1,101.96	-869.58
410-0000-5199-000-000	MISC. LOCAL REVENUE 000	0.00	16,869.81	15,339.85	33,081.00
450-0000-5199-000-000	MISC. LOCAL REVENUE	0.00	0.00	0.00	-490.59
OBJECT 5199 TOTAL	MISC. LOCAL REVENUE	125,440.00	74,964.81	71,228.47	70,327.89
OBJ-HUNDREDS 51xx TOTAL		89,611,000.00	72,127,198.78	79,681,547.54	79,528,614.52
120-0000-5211-000-000	FINES FORFEIT ETC. 000	103,000.00	103,310.46	115,542.49	210,028.58
OBJECT 5211 TOTAL	FINES FORFEIT ETC.	103,000.00	103,310.46	115,542.49	210,028.58
110-0000-5221-000-000	ST. ASSESSED UTILITIES 000	599,990.00	475,026.41	524,564.17	498,096.36
120-0000-5221-000-000	ST. ASSESSED UTILITIES 000	844,890.00	982,907.41	885,696.52	855,106.91
300-0000-5221-000-000	ST. ASSESSED UTILITIES 000	0.00	16,485.86	13,299.54	12,696.84
410-0000-5221-000-000	ST. ASSESSED UTILITIES 000	15,638.00	0.00	0.00	0.00
450-0000-5221-000-000	ST. ASSESSED UTILITIES 000	199,482.00	156,455.37	160,800.59	129,337.67
OBJECT 5221 TOTAL	STATE ASSESSED UTILITIES	1,660,000.00	1,630,875.05	1,584,360.82	1,495,237.78
OBJ-HUNDREDS 52xx TOTAL		1,763,000.00	1,734,185.51	1,699,903.31	1,705,266.36
120-0000-5311-000-000	BASIC FORMULA 000	10,600,000.00	8,089,022.00	10,312,187.00	10,162,769.00
OBJECT 5311 TOTAL	BASIC FORMULA	10,600,000.00	8,089,022.00	10,312,187.00	10,162,769.00
110-0000-5312-000-000	TRANSPORTATION STATE 000	826,000.00	618,031.00	972,774.00	823,200.00
OBJECT 5312 TOTAL	TRANSPORTATION STATE	826,000.00	618,031.00	972,774.00	823,200.00
110-0000-5314-000-514	ECSE/STATE 000	1,444,000.00	954,390.35	1,225,365.14	1,043,545.76
120-0000-5314-000-514	ECSE/STATE 000	1,444,000.00	954,390.34	1,225,365.11	1,632,212.60
OBJECT 5314 TOTAL	ECSE/STATE	2,888,000.00	1,908,780.69	2,450,730.25	2,675,758.36
110-0000-5319-000-000	BASIC FORMLA-CLASSROOM TRUST FUND	1,980,000.00	1,486,338.61	2,390,685.70	2,846,694.00
410-0000-5319-000-000	BASIC FORMLA-CLASSROOM TRUST FUND	1,620,000.00	1,216,095.23	1,287,292.30	948,898.00
OBJECT 5319 TOTAL	CLASSROOM TRUST FUND	3,600,000.00	2,702,433.84	3,677,978.00	3,795,592.00
110-0000-5324-000-555	ED&SCREENING ENTITLEMT/STATE PAT	130,000.00	97,400.00	141,889.80	160,929.35
OBJECT 5324 TOTAL	ED/SCREEN ENTITLESTATE PAT	130,000.00	97,400.00	141,889.80	160,929.35
110-0000-5332-000-000	CAREER EDUC-FACS ENHANCMT GRANT	0.00	4,875.00	85,165.75	26,965.25
410-0000-5332-000-000	CAREER EDUC-FACS ENHANCMT GRANT	0.00	1,625.00	14,035.25	9,193.75
OBJECT 5332 TOTAL	CAREER EDUCATION	0.00	6,500.00	99,201.00	36,159.00

All Revenue Accounts

Account Code	Account Description	Budget Requested	1St Prior Year Actual	2Nd Prior Year Actual	3Rd Prior Year Actual
500-0000-5333-000-000	FOOD SERVICE STATE 000	25,000.00	0.00	29,895.37	27,758.62
OBJECT 5333 TOTAL	FOOD SERVICE STATE	25,000.00	0.00	29,895.37	27,758.62
110-0000-5359-000-359	CAREER EDUC-SCIENCE ENHANCEMT GRANT	0.00	18,744.09	41,892.32	41,560.46
410-0000-5359-000-359	CAREER EDUC-SCIENCE ENHANCEMT GRANT	0.00	3,051.36	6,819.68	25,472.54
OBJECT 5359 TOTAL	CAREER EDUC ENHANCEMENT GRANT	0.00	21,795.45	48,712.00	67,033.00
110-0000-5369-000-000	RESIDENTL PLACEMT/EXCESS COST	8,000.00	8,041.49	8,418.18	10,182.81
OBJECT 5369 TOTAL	RESIDENTIAL PLACEMENT/EXCESS COST	8,000.00	8,041.49	8,418.18	10,182.81
120-0000-5397-000-000	OTHER STATE REVENUE 000	0.00	0.00	206.68	0.00
OBJECT 5397 TOTAL	OTHER STATE REVENUE	0.00	0.00	206.68	0.00
OBJ-HUNDREDS 53xx TOTAL		18,077,000.00	13,452,004.47	17,741,992.28	17,759,382.14
110-0000-5412-000-000		70,000.00	29,996.45	0.00	0.00
110-0000-5412-000-412	MEDICAID 000	0.00	20,131.26	70,096.36	86,618.21
OBJECT 5412 TOTAL	MEDICAID	70,000.00	50,127.71	70,096.36	86,618.21
110-0000-5427-000-427	PERKINS BASIC GRANT-SECONDARY	96,900.00	76,002.66	83,472.16	80,086.39
120-0000-5427-000-427	PERKINS BASIC GRANT-SECONDARY	17,100.00	13,412.23	14,730.39	28,265.86
OBJECT 5427 TOTAL	PERKINS BASIC GRANT, CAREER EDUC.	114,000.00	89,414.89	98,202.55	108,352.25
110-0000-5442-000-514	ECSE/FEDERAL	83,000.00	0.00	260,684.76	148,653.24
120-0000-5442-000-514	ECSE/FEDERAL 000	83,000.00	0.00	260,684.80	148,653.24
OBJECT 5442 TOTAL	ECSE/FEDERAL	166,000.00	0.00	521,369.56	297,306.48
500-0000-5445-000-000	SCHOOL LUNCH PROGRAM 000	1,295,000.00	924,244.81	1,276,380.58	1,357,993.05
OBJECT 5445 TOTAL	SCHOOL LUNCH PROGRAM	1,295,000.00	924,244.81	1,276,380.58	1,357,993.05
500-0000-5446-000-000	SCHOOL BREAKFAST PROGRAM 000	250,000.00	191,701.45	260,925.59	269,413.93
OBJECT 5446 TOTAL	SCHOOL BREAKFAST PROGRAM	250,000.00	191,701.45	260,925.59	269,413.93
110-0000-5451-000-451	ESEA TITLE1 000	562,500.00	200,384.73	638,651.22	277,249.28
120-0000-5451-000-451	ESEA TITLE1 000	562,500.00	200,384.72	638,651.18	924,160.24
OBJECT 5451 TOTAL	ESEA TITLE1	1,125,000.00	400,769.45	1,277,302.40	1,201,409.52
110-0000-5462-000-462	TITLE III ESEA ENGL LANG ACQUISITION	93,500.00	41,965.45	50,694.93	24,477.58
120-0000-5462-000-462	TITLE III ESEA ENGL LANG ACQUISITION	93,500.00	41,965.43	50,694.91	146,339.61
OBJECT 5462 TOTAL	TITLE III ESEA ENGL LANG ACQUISITN	187,000.00	83,930.88	101,389.84	170,817.19
110-0000-5465-000-465	TITLE IIA ESEA TCHR/PRIN PD	123,500.00	39,265.34	150,547.09	74,862.73
120-0000-5465-000-465	TITLE IIA ESEA TCHR/PRIN PD	123,500.00	39,265.33	150,547.05	151,250.40
OBJECT 5465 TOTAL	TITLE IIA ESEA TCHR/PRIN PD	247,000.00	78,530.67	301,094.14	226,113.13
110-0000-5497-000-000	OTHER FEDERAL REVENUE 000	86,000.00	33,283.74	69,695.53	41,388.76
410-0000-5497-000-000	OTHER FEDERAL REVENUE	0.00	0.00	0.00	20,000.00
OBJECT 5497 TOTAL	OTHER FEDERAL REVENUE	86,000.00	33,283.74	69,695.53	61,388.76
OBJ-HUNDREDS 54xx TOTAL		3,540,000.00	1,852,003.60	3,976,456.55	3,779,412.52
410-0000-5641-000-000	SALE OF SCHOOL BUSES	0.00	0.00	7,140.65	12,370.00
OBJECT 5641 TOTAL	SALE OF SCHOOL BUSES	0.00	0.00	7,140.65	12,370.00
110-0000-5651-000-000	SALE OF EQUIPMENT 000	5,000.00	0.00	0.00	0.00
410-0000-5651-000-000	SALE OF OTHER PROPERTY	0.00	384.93	4,144.25	1,418.12
OBJECT 5651 TOTAL	SALE OF OTHER PROPERTY	5,000.00	384.93	4,144.25	1,418.12
OBJ-HUNDREDS 56xx TOTAL		5,000.00	384.93	11,284.90	13,788.12
110-0000-5811-000-000	TUITION	479,000.00	522,773.75	906,888.60	908,839.93
120-0000-5811-000-000	TUITION	0.00	0.00	0.00	336,659.03
OBJECT 5811 TOTAL	TUITION	479,000.00	522,773.75	906,888.60	1,245,498.96

All Revenue Accounts

Account Code	Account Description	Budget Requested	1St Prior Year Actual	2Nd Prior Year Actual	3Rd Prior Year Actual
110-0000-5831-115-358	OTHER DISTRICTS	475,000.00	492,115.76	459,712.55	189,018.90
120-0000-5831-115-358	OTHER DISTRICTS 332	0.00	0.00	0.00	189,018.95
OBJECT 5831 TOTAL	OTHER DISTRICTS	475,000.00	492,115.76	459,712.55	378,037.85
110-0000-5841-000-000	TRANSPORTATION NONHCAP LEAS	50,000.00	53,961.74	68,151.85	8,907.51
110-0000-5841-000-335	TRANSPORTATN-NON HCAP-VICC HOMELESS	0.00	0.00	6,073.30	6,301.75
OBJECT 5841 TOTAL	TRANSPORTATION OTHER LEAS	50,000.00	53,961.74	74,225.15	15,209.26
110-0000-5842-000-000	TRANSP OTHER LEAs HCAP	1,000,000.00	839,295.49	1,078,327.06	1,055,354.43
OBJECT 5842 TOTAL	TRANSP OTHER LEAS HCAP	1,000,000.00	839,295.49	1,078,327.06	1,055,354.43
OBJ-HUNDREDS 58xx TOTAL		2,004,000.00	1,908,146.74	2,519,153.36	2,694,100.50

14. G/L EXPENSES

Account Code	Account Description	Budget Requested	1St Prior Year Actual	2Nd Prior Year Actual	3Rd Prior Year Actual
GRAND TOTAL		113,530,000.00	81,027,997.20	108,165,283.09	106,036,153.52
120-2411-6111-105-000	SALARIES - ADMINISTRATION	0.00	383,113.39	468,833.66	159,531.34
120-2411-6111-107-000	SALARIES - ADMINISTRATION	0.00	406,816.30	480,782.76	164,487.65
120-2411-6111-300-000	SALARIES - ADMINISTRATION	0.00	158,632.90	215,329.90	43,903.79
120-2411-6111-302-000	SALARIES - ADMINISTRATION	0.00	170,648.94	201,675.90	83,651.50
120-2411-6111-304-000	SALARIES - ADMINISTRATION	0.00	160,121.72	189,234.76	44,893.95
120-2411-6111-306-000	SALARIES - ADMINISTRATION	0.00	145,475.40	187,629.92	77,825.34
120-2411-6111-402-000	SALARIES - ADMINISTRATION	0.00	84,469.88	99,828.00	41,406.95
120-2411-6111-406-000	SALARIES - ADMINISTRATION	0.00	161,338.76	190,672.96	79,087.36
120-2411-6111-407-000	SALARIES - ADMINISTRATION	0.00	120,030.24	142,738.56	40,795.15
120-2411-6111-408-000	SALARIES - ADMINISTRATION	0.00	88,557.70	104,659.00	41,751.30
120-2411-6111-409-000	SALARIES - ADMINISTRATION	0.00	102,736.70	121,416.00	48,702.06
120-2411-6111-500-000	SALARIES - ADMINISTRATION	0.00	88,557.70	104,659.00	41,751.30
120-2411-6111-502-000	SALARIES - ADMINISTRATION	0.00	99,172.95	98,354.00	40,795.15
120-2411-6111-504-000	SALARIES - ADMINISTRATION	0.00	81,992.24	96,899.92	40,192.25
120-2411-6111-506-000	SALARIES - ADMINISTRATION	0.00	128,276.94	145,199.84	46,024.80
120-2411-6111-510-000	SALARIES - ADMINISTRATION	0.00	91,831.30	108,527.90	43,356.06
120-2121-6111-800-310	SALARIES-ADMINISTRATION	0.00	101,924.24	116,650.00	48,384.30
120-1150-6111-810-317	SALARIES - ADMINISTRATION	0.00	65,593.88	77,520.00	32,153.80
120-2411-6111-11 5-318	SALARIES - ADMINISTRATION	0.00	87,754.48	134,939.85	49,635.45
120-2411-6111-11 5-319	SALARIES - ADMINISTRATION	0.00	9,750.40	14,993.15	5,515.11
120-2212-6111-800-331	SALARIES-ADMINISTRATION	0.00	135,347.30	155,071.30	118,094.00
120-2324-6111-800-331	SALARIES - ADMINISTRATION	0.00	0.00	3,583.73	8,451.95
120-2212-6111-840-332	SALARIES - ADMINISTRATION	0.00	65,702.12	77,647.96	32,206.68
120-2212-6111-840-333	SALARIES - ADMINISTRATION	0.00	70,081.88	82,824.00	34,353.80
120-2212-6111-840-335	SALARIES - ADMINISTRATION	0.00	48,842.06	59,514.36	0.00
120-2222-6111-840-336	SALARIES - ADMINISTRATION	0.00	83,222.70	98,354.00	40,795.15
120-1391-6111-840-427	SALARIES - ADMINISTRATION	30,000.00	30,000.00	30,078.89	30,196.11
120-1281-6111-750-514	SALARIES - ADMINISTRATION	0.00	70,081.88	82,824.00	34,353.80
120-2321-6111-800-522	SALARIES-ADMINISTRATION	0.00	173,884.70	195,000.00	190,591.96
120-2641-6111-800-523	SALARIES-ADMINISTRATION	0.00	84,615.30	99,999.90	91,000.00
120-2211-6111-800-526	SALARIES-ADMINISTRATION	0.00	118,013.94	124,471.00	122,029.96
120-2211-6111-800-527	SALARIES-ADMINISTRATION	0.00	0.00	124,471.00	122,029.96
120-2663-6111-810-530	SALARIES - ADMINISTRATION	0.00	18,133.44	0.00	0.00
OBJECT 6111 TOTAL	SALARIES - ADMINISTRATION	30,000.00	3,634,721.38	4,434,385.22	1,997,947.98
120-1150-6112-334-000	SALARIES-ADMINISTRATION	0.00	0.00	0.00	43,846.20
120-2121-6112-408-000	SALARIES-ADMINISTRATION	0.00	0.00	0.00	65,978.70
120-2212-6112-440-000	SALARIES-ADMINISTRATION	0.00	0.00	0.00	44,278.37
120-2212-6112-441-000	SALARIES-ADMINISTRATION	0.00	0.00	0.00	2,500.00
120-2212-6112-442-000	SALARIES-ADMINISTRATION	0.00	0.00	0.00	48,096.20
120-2212-6112-444-000	SALARIES-ADMINISTRATION	0.00	0.00	0.00	1,250.00
120-2212-6112-445-000	SALARIES-ADMINISTRATION	0.00	0.00	0.00	2,500.00
120-2222-6112-436-000	SALARIES-ADMINISTRATION	0.00	0.00	0.00	55,629.75
120-2324-6112-808-000	SALARIES-ADMINISTRATION	0.00	0.00	0.00	52,999.22

Account Code	Account Description	Budget Requested	1St Prior Year Actual	2Nd Prior Year Actual	3Rd Prior Year Actual
120-2411-6112-102-000	SALARIES-ADMINISTRATION	0.00	0.00	0.00	56,464.05
120-2411-6112-106-000	SALARIES-ADMINISTRATION	0.00	0.00	0.00	107,846.40
120-2411-6112-108-000	SALARIES-ADMINISTRATION	0.00	0.00	0.00	73,863.35
120-2411-6112-110-000	SALARIES-ADMINISTRATION	0.00	0.00	0.00	56,933.70
120-2411-6112-111-000	SALARIES-ADMINISTRATION	0.00	0.00	0.00	66,411.90
120-2411-6112-112-000	SALARIES-ADMINISTRATION	0.00	0.00	0.00	56,933.70
120-2411-6112-114-000	SALARIES-ADMINISTRATION	0.00	0.00	0.00	55,629.75
120-2411-6112-116-000	SALARIES-ADMINISTRATION	0.00	0.00	0.00	78,597.16
120-2411-6112-118-000	SALARIES-ADMINISTRATION	0.00	0.00	0.00	54,807.75
120-2411-6112-120-000	SALARIES-ADMINISTRATION	0.00	0.00	0.00	59,121.90
120-2411-6112-203-000	SALARIES-ADMINISTRATION	0.00	0.00	0.00	106,125.60
120-2411-6112-205-000	SALARIES-ADMINISTRATION	0.00	0.00	0.00	104,211.03
120-2411-6112-207-000	SALARIES-ADMINISTRATION	0.00	0.00	0.00	114,070.50
120-2411-6112-209-000	SALARIES-ADMINISTRATION	0.00	0.00	0.00	93,703.95
120-2411-6112-305-000	SALARIES-ADMINISTRATION	0.00	0.00	0.00	246,946.54
120-2411-6112-307-000	SALARIES-ADMINISTRATION	0.00	0.00	0.00	255,978.55
120-2411-6112-330-358	SALARIES-ADMINISTRATION	0.00	0.00	0.00	93,755.85
120-2411-6112-332-358	SALARIES-ADMINISTRATION	0.00	0.00	0.00	10,417.43
120-1281-6112-130-514	SALARIES-ADMINISTRATION	0.00	0.00	0.00	46,846.20
OBJECT 6112 TOTAL	SALARIESPROGRAM ADM-USE 6111	0.00	0.00	0.00	2,055,743.75
120-1111-6113-402-000	SALARIES-TEACHERS FT CONTRACT-26 PP	0.00	166,335.43	213,961.78	208,543.80
120-1111-6113-406-000	SALARIES-TEACHERS FT CONTRACT-26 PP	0.00	180,617.19	249,414.96	263,392.70
120-1111-6113-407-000	SALARIES-TEACHERS FT CONTRACT-26 PP	0.00	114,982.87	157,344.98	148,836.00
120-1111-6113-408-000	SALARIES-TEACHERS FT CONTRACT-26 PP	0.00	153,749.82	248,097.96	239,115.80
120-1111-6113-409-000	SALARIES-TEACHERS FT CONTRACT-26 PP	0.00	111,410.11	189,317.94	186,856.80
120-1111-6113-500-000	SALARIES-TEACHERS FT CONTRACT-26 PP	0.00	140,498.35	231,429.88	237,974.52
120-1111-6113-502-000	SALARIES-TEACHERS FT CONTRACT-26 PP	0.00	164,324.05	214,464.96	169,331.25
120-1111-6113-504-000	SALARIES-TEACHERS FT CONTRACT-26 PP	0.00	73,716.39	100,875.00	85,882.94
120-1111-6113-506-000	SALARIES-TEACHERS FT CONTRACT-26 PP	0.00	134,784.48	218,708.76	211,430.06
120-1111-6113-510-000	SALARIES-TEACHERS FT CONTRACT-26 PP	0.00	105,474.13	143,693.88	218,329.70
120-1112-6113-402-000	SALARIES-TEACHERS FT CONTRACT-26 PP	0.00	151,550.65	255,348.74	200,252.96
120-1112-6113-406-000	SALARIES-TEACHERS FT CONTRACT-26 PP	0.00	199,449.08	309,627.96	261,815.35
120-1112-6113-407-000	SALARIES-TEACHERS FT CONTRACT-26 PP	0.00	175,805.60	241,287.86	229,372.76
120-1112-6113-408-000	SALARIES-TEACHERS FT CONTRACT-26 PP	0.00	135,501.35	185,422.88	176,922.72
120-1112-6113-409-000	SALARIES-TEACHERS FT CONTRACT-26 PP	0.00	137,955.85	220,506.94	180,575.74
120-1112-6113-500-000	SALARIES-TEACHERS FT CONTRACT-26 PP	0.00	139,827.65	219,854.96	217,743.76
120-1112-6113-502-000	SALARIES-TEACHERS FT CONTRACT-26 PP	0.00	187,249.20	220,085.92	288,807.06
120-1112-6113-504-000	SALARIES-TEACHERS FT CONTRACT-26 PP	0.00	148,321.84	203,495.96	194,187.00
120-1112-6113-506-000	SALARIES-TEACHERS FT CONTRACT-26 PP	0.00	166,370.65	240,863.00	231,114.80
120-1112-6113-510-000	SALARIES-TEACHERS FT CONTRACT-26 PP	0.00	127,376.76	222,273.96	126,027.56
120-1113-6113-402-000	SALARIES-TEACHERS FT CONTRACT-26 PP	0.00	110,714.78	116,241.77	162,839.96
120-1113-6113-406-000	SALARIES-TEACHERS FT CONTRACT-26 PP	0.00	240,805.81	325,512.03	277,825.56
120-1113-6113-407-000	SALARIES-TEACHERS FT CONTRACT-26 PP	0.00	147,713.22	165,435.90	196,393.74
120-1113-6113-408-000	SALARIES-TEACHERS FT CONTRACT-26 PP	0.00	103,023.84	153,409.88	179,974.51

Account Code	Account Description	Budget Requested	1St Prior Year Actual	2Nd Prior Year Actual	3Rd Prior Year Actual
120-1113-6113-409-000	SALARIES-TEACHERS FT CONTRACT-26 PP	0.00	111,682.00	91,563.35	165,114.96
120-1113-6113-500-000	SALARIES-TEACHERS FT CONTRACT-26 PP	0.00	112,900.09	191,871.86	183,032.86
120-1113-6113-502-000	SALARIES-TEACHERS FT CONTRACT-26 PP	0.00	112,588.92	173,153.41	205,173.09
120-1113-6113-504-000	SALARIES-TEACHERS FT CONTRACT-26 PP	0.00	112,911.11	154,509.90	144,222.52
120-1113-6113-506-000	SALARIES-TEACHERS FT CONTRACT-26 PP	0.00	99,864.76	158,014.00	147,210.28
120-1113-6113-510-000	SALARIES-TEACHERS FT CONTRACT-26 PP	0.00	148,604.86	149,111.96	155,777.88
120-1114-6113-402-000	SALARIES-TEACHERS FT CONTRACT-26 PP	0.00	110,615.91	190,230.94	183,928.84
120-1114-6113-406-000	SALARIES-TEACHERS FT CONTRACT-26 PP	0.00	180,329.76	246,430.88	237,311.86
120-1114-6113-407-000	SALARIES-TEACHERS FT CONTRACT-26 PP	0.00	154,218.92	244,851.74	195,565.83
120-1114-6113-408-000	SALARIES-TEACHERS FT CONTRACT-26 PP	0.00	102,065.72	139,668.82	207,666.88
120-1114-6113-409-000	SALARIES-TEACHERS FT CONTRACT-26 PP	0.00	76,568.48	138,623.94	120,551.92
120-1114-6113-500-000	SALARIES-TEACHERS FT CONTRACT-26 PP	0.00	130,936.41	193,130.98	209,410.16
120-1114-6113-502-000	SALARIES-TEACHERS FT CONTRACT-26 PP	0.00	151,351.72	211,763.94	163,897.00
120-1114-6113-504-000	SALARIES-TEACHERS FT CONTRACT-26 PP	0.00	111,354.63	152,049.10	165,756.44
120-1114-6113-506-000	SALARIES-TEACHERS FT CONTRACT-26 PP	0.00	154,358.06	165,435.82	165,161.68
120-1114-6113-510-000	SALARIES-TEACHERS FT CONTRACT-26 PP	0.00	136,884.74	187,315.86	182,805.24
120-1115-6113-402-000	SALARIES-TEACHERS FT CONTRACT-26 PP	0.00	112,270.18	152,488.88	114,380.96
120-1115-6113-406-000	SALARIES-TEACHERS FT CONTRACT-26 PP	0.00	129,977.67	177,624.00	164,094.24
120-1115-6113-407-000	SALARIES-TEACHERS FT CONTRACT-26 PP	0.00	164,455.26	225,043.92	218,065.96
120-1115-6113-408-000	SALARIES-TEACHERS FT CONTRACT-26 PP	0.00	111,831.15	153,032.00	146,647.00
120-1115-6113-409-000	SALARIES-TEACHERS FT CONTRACT-26 PP	0.00	109,405.61	115,840.92	43,093.96
120-1115-6113-500-000	SALARIES-TEACHERS FT CONTRACT-26 PP	0.00	119,481.50	220,686.88	210,757.72
120-1115-6113-502-000	SALARIES-TEACHERS FT CONTRACT-26 PP	0.00	153,360.59	170,220.92	166,147.35
120-1115-6113-504-000	SALARIES-TEACHERS FT CONTRACT-26 PP	0.00	124,646.65	169,907.61	163,889.86
120-1115-6113-506-000	SALARIES-TEACHERS FT CONTRACT-26 PP	0.00	155,097.00	265,746.84	258,943.92
120-1115-6113-510-000	SALARIES-TEACHERS FT CONTRACT-26 PP	0.00	106,112.52	151,276.00	145,071.84
120-1117-6113-402-000	SALARIES-TEACHERS FT CONTRACT-26 PP	0.00	107,416.59	150,274.90	181,256.01
120-1117-6113-406-000	SALARIES-TEACHERS FT CONTRACT-26 PP	0.00	140,572.92	192,821.17	205,139.00
120-1117-6113-407-000	SALARIES-TEACHERS FT CONTRACT-26 PP	0.00	160,664.76	219,856.82	210,833.25
120-1117-6113-408-000	SALARIES-TEACHERS FT CONTRACT-26 PP	0.00	134,296.37	183,773.96	161,340.86
120-1117-6113-409-000	SALARIES-TEACHERS FT CONTRACT-26 PP	0.00	108,921.87	149,050.98	178,095.83
120-1117-6113-500-000	SALARIES-TEACHERS FT CONTRACT-26 PP	0.00	127,155.98	174,002.90	129,218.96
120-1117-6113-502-000	SALARIES-TEACHERS FT CONTRACT-26 PP	0.00	151,613.22	208,053.89	201,510.82
120-1117-6113-504-000	SALARIES-TEACHERS FT CONTRACT-26 PP	0.00	130,946.48	179,189.84	172,510.90
120-1117-6113-506-000	SALARIES-TEACHERS FT CONTRACT-26 PP	0.00	140,094.41	202,767.17	235,140.74
120-1117-6113-510-000	SALARIES-TEACHERS FT CONTRACT-26 PP	0.00	62,663.43	143,293.92	137,470.92
120-1121-6113-402-000	SALARIES-TEACHERS FT CONTRACT-26 PP	0.00	27,998.21	38,390.90	33,916.02
120-1121-6113-406-000	SALARIES-TEACHERS FT CONTRACT-26 PP	0.00	69,980.24	95,908.25	97,128.39
120-1121-6113-407-000	SALARIES-TEACHERS FT CONTRACT-26 PP	0.00	44,510.73	58,488.18	60,332.22
120-1121-6113-408-000	SALARIES-TEACHERS FT CONTRACT-26 PP	0.00	45,704.69	62,416.55	58,676.50
120-1121-6113-409-000	SALARIES-TEACHERS FT CONTRACT-26 PP	0.00	30,076.43	41,157.20	39,429.52
120-1121-6113-500-000	SALARIES-TEACHERS FT CONTRACT-26 PP	0.00	25,615.80	58,037.81	69,158.86
120-1121-6113-502-000	SALARIES-TEACHERS FT CONTRACT-26 PP	0.00	36,461.76	49,703.10	43,597.93
120-1121-6113-504-000	SALARIES-TEACHERS FT CONTRACT-26 PP	0.00	44,319.77	60,648.05	52,572.07

Account Code	Account Description	Budget Requested	1St Prior Year Actual	2Nd Prior Year Actual	3Rd Prior Year Actual
120-1121-6113-506-000	SALARIES-TEACHERS FT CONTRACT-26 PP	0.00	33,041.57	45,533.27	50,689.57
120-1121-6113-510-000	SALARIES-TEACHERS FT CONTRACT-26 PP	0.00	52,629.62	71,873.67	67,566.46
120-1125-6113-402-000	SALARIES-TEACHERS FT CONTRACT-26 PP	0.00	36,824.66	64,309.88	62,776.37
120-1125-6113-406-000	SALARIES-TEACHERS FT CONTRACT-26 PP	0.00	95,128.89	125,406.03	119,623.63
120-1125-6113-407-000	SALARIES-TEACHERS FT CONTRACT-26 PP	0.00	61,754.75	73,346.98	79,087.32
120-1125-6113-408-000	SALARIES-TEACHERS FT CONTRACT-26 PP	0.00	56,188.89	89,648.20	72,463.56
120-1125-6113-409-000	SALARIES-TEACHERS FT CONTRACT-26 PP	0.00	46,200.02	63,301.52	62,037.29
120-1125-6113-500-000	SALARIES-TEACHERS FT CONTRACT-26 PP	0.00	55,204.50	75,542.98	72,475.21
120-1125-6113-502-000	SALARIES-TEACHERS FT CONTRACT-26 PP	0.00	48,627.84	62,729.39	59,887.30
120-1125-6113-504-000	SALARIES-TEACHERS FT CONTRACT-26 PP	0.00	62,152.61	85,776.20	83,347.73
120-1125-6113-506-000	SALARIES-TEACHERS FT CONTRACT-26 PP	0.00	61,754.75	73,346.98	68,539.86
120-1125-6113-510-000	SALARIES-TEACHERS FT CONTRACT-26 PP	0.00	36,461.76	67,713.46	61,237.46
120-1129-6113-402-000	SALARIES-TEACHERS FT CONTRACT-26 PP	0.00	60,868.97	94,283.99	86,308.84
120-1129-6113-406-000	SALARIES-TEACHERS FT CONTRACT-26 PP	0.00	85,139.57	110,642.48	108,394.52
120-1129-6113-407-000	SALARIES-TEACHERS FT CONTRACT-26 PP	0.00	44,905.80	60,949.92	56,527.00
120-1129-6113-408-000	SALARIES-TEACHERS FT CONTRACT-26 PP	0.00	39,552.68	68,280.11	65,328.90
120-1129-6113-409-000	SALARIES-TEACHERS FT CONTRACT-26 PP	0.00	55,399.63	76,097.86	82,248.39
120-1129-6113-500-000	SALARIES-TEACHERS FT CONTRACT-26 PP	0.00	60,138.80	82,295.15	78,985.08
120-1129-6113-502-000	SALARIES-TEACHERS FT CONTRACT-26 PP	0.00	58,982.27	80,568.50	77,553.49
120-1129-6113-504-000	SALARIES-TEACHERS FT CONTRACT-26 PP	0.00	32,853.59	48,012.80	45,591.00
120-1129-6113-506-000	SALARIES-TEACHERS FT CONTRACT-26 PP	0.00	41,830.66	91,268.00	86,513.90
120-1129-6113-510-000	SALARIES-TEACHERS FT CONTRACT-26 PP	0.00	44,214.33	58,350.99	56,549.90
120-1131-6113-107-000	SALARIES-TEACHERS FT CONTRACT-26 PP	0.00	27,699.72	0.00	0.00
120-1131-6113-300-000	SALARIES-TEACHERS FT CONTRACT-26 PP	0.00	27,699.91	75,810.00	75,073.96
120-1131-6113-302-000	SALARIES-TEACHERS FT CONTRACT-26 PP	0.00	44,527.26	60,932.00	58,444.00
120-1131-6113-304-000	SALARIES-TEACHERS FT CONTRACT-26 PP	0.00	26,350.72	36,323.50	35,708.92
120-1131-6113-306-000	SALARIES-TEACHERS FT CONTRACT-26 PP	0.00	28,269.72	76,834.98	76,073.92
120-1133-6113-300-000	SALARIES-TEACHERS FT CONTRACT-26 PP	0.00	278,538.48	393,153.64	300,883.68
120-1133-6113-302-000	SALARIES-TEACHERS FT CONTRACT-26 PP	0.00	381,611.18	527,695.50	504,637.40
120-1133-6113-304-000	SALARIES-TEACHERS FT CONTRACT-26 PP	0.00	343,813.31	511,807.60	461,527.54
120-1133-6113-306-000	SALARIES-TEACHERS FT CONTRACT-26 PP	0.00	366,533.88	505,315.05	513,788.00
120-1134-6113-300-000	SALARIES-TEACHERS FT CONTRACT-26 PP	0.00	28,968.35	53,242.00	50,989.00
120-1134-6113-302-000	SALARIES-TEACHERS FT CONTRACT-26 PP	0.00	37,247.22	43,515.94	38,691.90
120-1134-6113-304-000	SALARIES-TEACHERS FT CONTRACT-26 PP	0.00	36,461.76	49,895.00	47,829.00
120-1134-6113-306-000	SALARIES-TEACHERS FT CONTRACT-26 PP	0.00	27,081.65	37,059.00	38,020.00
120-1135-6113-300-000	SALARIES-TEACHERS FT CONTRACT-26 PP	0.00	241,502.50	327,035.88	316,763.76
120-1135-6113-302-000	SALARIES-TEACHERS FT CONTRACT-26 PP	0.00	162,762.27	336,591.68	295,350.22
120-1135-6113-304-000	SALARIES-TEACHERS FT CONTRACT-26 PP	0.00	209,316.35	312,753.74	307,820.44
120-1135-6113-306-000	SALARIES-TEACHERS FT CONTRACT-26 PP	0.00	233,973.74	361,791.03	328,938.20
120-1137-6113-300-000	SALARIES-TEACHERS FT CONTRACT-26 PP	0.00	240,403.07	346,715.84	338,744.34
120-1137-6113-302-000	SALARIES-TEACHERS FT CONTRACT-26 PP	0.00	212,135.95	290,291.00	275,299.40
120-1137-6113-304-000	SALARIES-TEACHERS FT CONTRACT-26 PP	0.00	179,395.91	246,116.91	231,926.10
120-1137-6113-306-000	SALARIES-TEACHERS FT CONTRACT-26 PP	0.00	196,779.96	279,835.07	264,508.30
120-1139-6113-300-000	SALARIES-TEACHERS FT CONTRACT-26 PP	0.00	245,622.88	311,480.48	342,461.74

Account Code	Account Description	Budget Requested	1St Prior Year Actual	2Nd Prior Year Actual	3Rd Prior Year Actual
120-1139-6113-302-000	SALARIES-TEACHERS FT CONTRACT-26 PP	0.00	250,345.60	294,627.63	308,936.88
120-1139-6113-304-000	SALARIES-TEACHERS FT CONTRACT-26 PP	0.00	203,424.16	304,159.78	274,077.35
120-1139-6113-306-000	SALARIES-TEACHERS FT CONTRACT-26 PP	0.00	243,408.81	331,148.64	298,238.92
120-1141-6113-300-000	SALARIES-TEACHERS FT CONTRACT-26 PP	0.00	27,699.72	37,904.87	37,536.98
120-1141-6113-302-000	SALARIES-TEACHERS FT CONTRACT-26 PP	0.00	27,699.72	37,904.87	77,073.88
120-1141-6113-304-000	SALARIES-TEACHERS FT CONTRACT-26 PP	0.00	27,699.91	37,905.13	37,536.98
120-1141-6113-306-000	SALARIES-TEACHERS FT CONTRACT-26 PP	0.00	27,699.91	37,905.13	75,073.96
120-1143-6113-300-000	SALARIES-TEACHERS FT CONTRACT-26 PP	0.00	26,350.72	39,702.00	38,691.90
120-1143-6113-302-000	SALARIES-TEACHERS FT CONTRACT-26 PP	0.00	30,635.98	41,922.92	38,020.00
120-1143-6113-304-000	SALARIES-TEACHERS FT CONTRACT-26 PP	0.00	29,005.78	19,846.00	38,114.50
120-1143-6113-306-000	SALARIES-TEACHERS FT CONTRACT-26 PP	0.00	48,110.28	44,224.96	42,788.98
120-1145-6113-300-000	SALARIES-TEACHERS FT CONTRACT-26 PP	0.00	125,700.31	169,786.62	164,579.60
120-1145-6113-302-000	SALARIES-TEACHERS FT CONTRACT-26 PP	0.00	84,742.28	115,847.93	110,890.94
120-1145-6113-304-000	SALARIES-TEACHERS FT CONTRACT-26 PP	0.00	95,791.72	117,125.30	111,280.96
120-1145-6113-306-000	SALARIES-TEACHERS FT CONTRACT-26 PP	0.00	94,257.67	128,868.92	124,354.88
120-1149-6113-300-000	SALARIES-TEACHERS FT CONTRACT-26 PP	0.00	135,052.72	183,860.94	178,521.92
120-1149-6113-302-000	SALARIES-TEACHERS FT CONTRACT-26 PP	0.00	164,748.43	225,445.00	211,729.83
120-1149-6113-304-000	SALARIES-TEACHERS FT CONTRACT-26 PP	0.00	108,431.11	146,723.90	139,024.72
120-1149-6113-306-000	SALARIES-TEACHERS FT CONTRACT-26 PP	0.00	201,893.76	276,406.98	265,216.46
120-1151-6113-105-000	SALARIES-TEACHERS FT CONTRACT-26 PP	0.00	286,444.65	398,224.86	384,682.62
120-1151-6113-107-000	SALARIES-TEACHERS FT CONTRACT-26 PP	0.00	126,049.61	260,677.05	271,096.66
120-1153-6113-105-000	SALARIES-TEACHERS FT CONTRACT-26 PP	0.00	282,022.00	382,966.82	371,365.40
120-1153-6113-107-000	SALARIES-TEACHERS FT CONTRACT-26 PP	0.00	176,952.79	337,414.76	383,027.10
120-1155-6113-107-000	SALARIES-TEACHERS FT CONTRACT-26 PP	0.00	112,260.74	153,619.94	156,029.08
120-1159-6113-105-000	SALARIES-TEACHERS FT CONTRACT-26 PP	0.00	269,375.35	366,387.51	341,538.41
120-1159-6113-107-000	SALARIES-TEACHERS FT CONTRACT-26 PP	0.00	279,790.34	455,978.25	505,161.08
120-1161-6113-105-000	SALARIES-TEACHERS FT CONTRACT-26 PP	0.00	102,205.52	169,805.97	303,258.73
120-1161-6113-107-000	SALARIES-TEACHERS FT CONTRACT-26 PP	0.00	136,154.00	186,315.88	227,617.78
120-1163-6113-105-000	SALARIES-TEACHERS FT CONTRACT-26 PP	0.00	663,822.00	942,843.42	933,175.56
120-1163-6113-107-000	SALARIES-TEACHERS FT CONTRACT-26 PP	0.00	643,163.40	934,515.32	976,045.32
120-1165-6113-105-000	SALARIES-TEACHERS FT CONTRACT-26 PP	0.00	161,962.46	271,172.92	264,496.19
120-1165-6113-107-000	SALARIES-TEACHERS FT CONTRACT-26 PP	0.00	147,747.23	184,900.80	218,634.09
120-1169-6113-105-000	SALARIES-TEACHERS FT CONTRACT-26 PP	0.00	706,258.31	972,786.34	980,859.23
120-1169-6113-107-000	SALARIES-TEACHERS FT CONTRACT-26 PP	0.00	604,217.92	859,585.85	835,664.40
120-1171-6113-105-000	SALARIES-TEACHERS FT CONTRACT-26 PP	0.00	554,849.67	804,604.70	774,017.06
120-1171-6113-107-000	SALARIES-TEACHERS FT CONTRACT-26 PP	0.00	560,437.39	814,049.20	764,541.48
120-1173-6113-105-000	SALARIES-TEACHERS FT CONTRACT-26 PP	0.00	637,034.78	882,065.32	862,846.64
120-1173-6113-107-000	SALARIES-TEACHERS FT CONTRACT-26 PP	0.00	743,679.06	986,513.21	969,353.04
120-1175-6113-105-000	SALARIES-TEACHERS FT CONTRACT-26 PP	0.00	123,585.12	184,665.57	205,936.73
120-1175-6113-107-000	SALARIES-TEACHERS FT CONTRACT-26 PP	0.00	129,238.07	295,861.99	285,257.36
120-1179-6113-105-000	SALARIES-TEACHERS FT CONTRACT-26 PP	0.00	246,618.10	394,757.86	384,206.76
120-1179-6113-107-000	SALARIES-TEACHERS FT CONTRACT-26 PP	0.00	230,252.45	342,246.00	327,519.80
120-1250-6113-106-000	SALARIES-TEACHERS FT CONTRACT-26 PP	0.00	0.00	0.00	461.52
120-1271-6113-105-000	SALARIES-TEACHERS FT CONTRACT-26 PP	0.00	109,238.41	103,951.63	103,642.75

Account Code	Account Description	Budget Requested	1St Prior Year Actual	2Nd Prior Year Actual	3Rd Prior Year Actual
120-1271-6113-107-000	SALARIES-TEACHERS FT CONTRACT-26 PP	0.00	0.00	12,887.68	12,762.60
120-1271-6113-118-000	SALARIES-TEACHERS FT CONTRACT-26 PP	0.00	0.00	0.00	3,305.34
120-1271-6113-300-000	SALARIES-TEACHERS FT CONTRACT-26 PP	0.00	56,498.97	75,343.49	61,185.76
120-1271-6113-302-000	SALARIES-TEACHERS FT CONTRACT-26 PP	0.00	13,849.86	22,152.49	12,762.73
120-1271-6113-304-000	SALARIES-TEACHERS FT CONTRACT-26 PP	0.00	12,793.08	17,506.29	16,799.68
120-1271-6113-306-000	SALARIES-TEACHERS FT CONTRACT-26 PP	0.00	19,189.62	26,259.42	25,199.51
120-1271-6113-402-000	SALARIES-TEACHERS FT CONTRACT-26 PP	0.00	30,111.01	41,204.50	39,663.55
120-1271-6113-406-000	SALARIES-TEACHERS FT CONTRACT-26 PP	0.00	101,976.93	140,699.13	92,361.46
120-1271-6113-407-000	SALARIES-TEACHERS FT CONTRACT-26 PP	0.00	22,708.99	30,881.02	29,654.32
120-1271-6113-408-000	SALARIES-TEACHERS FT CONTRACT-26 PP	0.00	42,657.09	58,372.81	69,345.30
120-1271-6113-409-000	SALARIES-TEACHERS FT CONTRACT-26 PP	0.00	3,667.57	5,018.78	4,552.90
120-1271-6113-500-000	SALARIES-TEACHERS FT CONTRACT-26 PP	0.00	21,398.56	29,282.21	28,164.24
120-1271-6113-502-000	SALARIES-TEACHERS FT CONTRACT-26 PP	0.00	27,685.47	37,755.74	0.00
120-1271-6113-506-000	SALARIES-TEACHERS FT CONTRACT-26 PP	0.00	30,971.14	42,381.51	39,160.51
120-1271-6113-510-000	SALARIES-TEACHERS FT CONTRACT-26 PP	0.00	14,265.77	28,786.37	11,873.16
120-2122-6113-105-000	SALARIES-TEACHERS FT CONTRACT-26 PP	0.00	205,833.46	278,617.82	185,922.07
120-2122-6113-107-000	SALARIES-TEACHERS FT CONTRACT-26 PP	0.00	255,092.48	349,073.84	222,999.12
120-2122-6113-300-000	SALARIES-TEACHERS FT CONTRACT-26 PP	0.00	72,989.26	106,042.00	54,683.08
120-2122-6113-302-000	SALARIES-TEACHERS FT CONTRACT-26 PP	0.00	73,999.11	101,261.90	53,627.20
120-2122-6113-304-000	SALARIES-TEACHERS FT CONTRACT-26 PP	0.00	65,437.92	79,855.52	60,495.95
120-2122-6113-306-000	SALARIES-TEACHERS FT CONTRACT-26 PP	0.00	81,075.28	110,945.00	34,661.98
120-2122-6113-402-000	SALARIES-TEACHERS FT CONTRACT-26 PP	0.00	40,270.69	55,481.29	0.00
120-2122-6113-406-000	SALARIES-TEACHERS FT CONTRACT-26 PP	0.00	36,031.98	57,963.92	9,511.98
120-2122-6113-407-000	SALARIES-TEACHERS FT CONTRACT-26 PP	0.00	48,833.99	59,035.86	30,555.08
120-2122-6113-408-000	SALARIES-TEACHERS FT CONTRACT-26 PP	0.00	52,791.50	70,566.97	36,619.10
120-2122-6113-409-000	SALARIES-TEACHERS FT CONTRACT-26 PP	0.00	28,020.25	38,283.58	19,723.76
120-2122-6113-500-000	SALARIES-TEACHERS FT CONTRACT-26 PP	0.00	36,179.84	41,922.92	21,505.56
120-2122-6113-502-000	SALARIES-TEACHERS FT CONTRACT-26 PP	0.00	30,737.63	37,233.52	0.00
120-2122-6113-504-000	SALARIES-TEACHERS FT CONTRACT-26 PP	0.00	56,130.37	76,809.98	40,424.44
120-2122-6113-506-000	SALARIES-TEACHERS FT CONTRACT-26 PP	0.00	43,521.02	59,554.98	30,833.44
120-2122-6113-510-000	SALARIES-TEACHERS FT CONTRACT-26 PP	0.00	52,791.50	72,241.00	36,619.10
120-2222-6113-105-000	SALARIES-TEACHERS FT CONTRACT-26 PP	0.00	83,830.28	142,882.78	76,159.03
120-2222-6113-107-000	SALARIES-TEACHERS FT CONTRACT-26 PP	0.00	75,076.98	93,666.14	75,826.61
120-2222-6113-300-000	SALARIES-TEACHERS FT CONTRACT-26 PP	0.00	32,965.00	45,110.00	23,204.44
120-2222-6113-302-000	SALARIES-TEACHERS FT CONTRACT-26 PP	0.00	55,399.63	75,810.00	38,521.52
120-2222-6113-304-000	SALARIES-TEACHERS FT CONTRACT-26 PP	0.00	50,184.89	68,674.00	35,595.52
120-2222-6113-306-000	SALARIES-TEACHERS FT CONTRACT-26 PP	0.00	56,130.37	76,809.98	0.00
120-2222-6113-402-000	SALARIES-TEACHERS FT CONTRACT-26 PP	0.00	27,304.12	37,416.05	19,353.86
120-2222-6113-406-000	SALARIES-TEACHERS FT CONTRACT-26 PP	0.00	33,566.35	45,932.85	23,788.80
120-2222-6113-407-000	SALARIES-TEACHERS FT CONTRACT-26 PP	0.00	38,488.30	52,668.10	28,084.39
120-2222-6113-408-000	SALARIES-TEACHERS FT CONTRACT-26 PP	0.00	17,683.11	24,197.94	12,682.68
120-2222-6113-409-000	SALARIES-TEACHERS FT CONTRACT-26 PP	0.00	28,412.60	38,723.64	20,216.98
120-2222-6113-500-000	SALARIES-TEACHERS FT CONTRACT-26 PP	0.00	36,859.62	50,439.48	26,283.18
120-2222-6113-502-000	SALARIES-TEACHERS FT CONTRACT-26 PP	0.00	44,319.78	60,648.10	32,339.58

Account Code	Account Description	Budget Requested	1St Prior Year Actual	2Nd Prior Year Actual	3Rd Prior Year Actual
120-2222-6113-504-000	SALARIES-TEACHERS FT CONTRACT-26 PP	0.00	21,410.72	29,298.86	15,476.25
120-2222-6113-506-000	SALARIES-TEACHERS FT CONTRACT-26 PP	0.00	44,904.22	60,820.86	32,339.58
120-2222-6113-510-000	SALARIES-TEACHERS FT CONTRACT-26 PP	0.00	28,368.68	38,899.10	20,109.86
120-2411-6113-105-000	SALARIES-TEACHERS FT CONTRACT-26 PP	0.00	2,496.35	0.00	27,540.84
120-2411-6113-108-000	SALARIES-TEACHERS FT CONTRACT-26 PP	0.00	0.00	0.00	15,628.80
120-2411-6113-116-000	SALARIES-TEACHERS FT CONTRACT-26 PP	0.00	0.00	0.00	13,573.67
120-2411-6113-205-000	SALARIES-TEACHERS FT CONTRACT-26 PP	0.00	0.00	0.00	39,955.51
120-2411-6113-209-000	SALARIES-TEACHERS FT CONTRACT-26 PP	0.00	0.00	0.00	27,844.10
120-2411-6113-307-000	SALARIES-TEACHERS FT CONTRACT-26 PP	0.00	0.00	0.00	29,489.48
120-3512-6113-750-000	SALARIES-TEACHERS FT CONTRACT-26 PP	0.00	139,178.85	190,667.73	186,092.34
120-1211-6113-402-316	SALARIES-TEACHERS FT CONTRACT-26 PP	0.00	3,940.79	11,974.82	8,609.09
120-1211-6113-406-316	SALARIES-TEACHERS FT CONTRACT-26 PP	0.00	28,430.65	38,905.10	38,536.94
120-1211-6113-407-316	SALARIES-TEACHERS FT CONTRACT-26 PP	0.00	24,055.14	32,917.50	31,303.48
120-1211-6113-408-316	SALARIES-TEACHERS FT CONTRACT-26 PP	0.00	11,550.10	15,805.38	15,004.86
120-1211-6113-409-316	SALARIES-TEACHERS FT CONTRACT-26 PP	0.00	3,940.79	27,941.16	20,088.31
120-1211-6113-500-316	SALARIES-TEACHERS FT CONTRACT-26 PP	0.00	20,073.88	27,469.50	26,442.50
120-1211-6113-502-316	SALARIES-TEACHERS FT CONTRACT-26 PP	0.00	30,111.01	41,204.50	39,663.50
120-1211-6113-504-316	SALARIES-TEACHERS FT CONTRACT-26 PP	0.00	34,649.92	47,415.62	45,014.06
120-1211-6113-506-316	SALARIES-TEACHERS FT CONTRACT-26 PP	0.00	28,430.46	38,904.84	38,536.94
120-1211-6113-510-316	SALARIES-TEACHERS FT CONTRACT-26 PP	0.00	24,055.14	32,917.50	31,303.48
120-1211-6113-810-316	SALARIESFULL TIME TCHRS	0.00	31,526.13	0.00	0.00
120-1212-6113-300-316	SALARIES-TEACHERS FT CONTRACT-26 PP	0.00	0.00	9,767.88	19,010.07
120-1212-6113-302-316	SALARIES-TEACHERS FT CONTRACT-26 PP	0.00	48,781.74	66,753.96	64,203.00
120-1212-6113-304-316	SALARIES-TEACHERS FT CONTRACT-26 PP	0.00	19,391.02	26,535.08	35,036.82
120-1212-6113-306-316	SALARIES-TEACHERS FT CONTRACT-26 PP	0.00	37,626.65	51,489.00	29,048.37
120-1150-6113-810-317	SALARIES-TEACHERS FT CONTRACT-26 PP	0.00	114,520.60	137,350.30	114,244.37
120-1150-6113-115-318	SALARIES-TEACHERS FT CONTRACT-26 PP	0.00	224,034.89	350,813.68	303,872.94
120-2122-6113-115-318	SALARIES-TEACHERS FT CONTRACT-26 PP	0.00	30,635.98	41,922.92	21,505.56
120-1150-6113-115-319	SALARIES-TEACHERS FT CONTRACT-26 PP	0.00	37,626.65	16,703.32	49,410.92
120-2212-6113-840-332	SALARIES-TEACHERS FT CONTRACT-26 PP	0.00	94,470.36	0.00	0.00
120-1228-6113-402-414	SALARIES-TEACHERS FT CONTRACT-26 PP	0.00	25,226.93	90,627.00	61,364.94
120-1228-6113-406-414	SALARIES-TEACHERS FT CONTRACT-26 PP	0.00	0.00	75,810.00	75,073.96
120-1228-6113-407-414	SALARIES-TEACHERS FT CONTRACT-26 PP	0.00	95,977.74	165,675.05	158,262.64
120-1228-6113-408-414	SALARIES-TEACHERS FT CONTRACT-26 PP	0.00	0.00	63,302.88	0.00
120-1228-6113-409-414	SALARIES-TEACHERS FT CONTRACT-26 PP	0.00	77,469.51	140,915.00	134,112.90
120-1228-6113-500-414	SALARIES-TEACHERS FT CONTRACT-26 PP	0.00	97,696.48	109,115.06	165,129.55
120-1228-6113-502-414	SALARIES-TEACHERS FT CONTRACT-26 PP	0.00	66,790.89	121,818.57	117,205.52
120-1228-6113-504-414	SALARIES-TEACHERS FT CONTRACT-26 PP	0.00	56,392.76	117,433.92	111,425.86
120-1228-6113-506-414	SALARIES-TEACHERS FT CONTRACT-26 PP	0.00	93,254.09	211,842.73	204,401.13
120-1228-6113-510-414	SALARIES-TEACHERS FT CONTRACT-26 PP	0.00	98,365.85	134,605.88	131,401.92
120-1250-6113-402-451	SALARIES-TEACHERS FT CONTRACT-TITLE I	0.00	150,990.15	207,617.98	178,998.80
120-1250-6113-406-451	SALARIES-TEACHERS FT CONTRACT-TITLE I	0.00	249,064.80	340,651.00	343,009.80
120-1250-6113-408-451	SALARIES-TEACHERS FT CONTRACT-26 PP	0.00	181,600.67	248,506.00	251,166.90
120-1250-6113-840-451	SALARIESFULL TIME TCHRS	810,000.00	0.00	0.00	0.00

Account Code	Account Description	Budget Requested	1St Prior Year Actual	2Nd Prior Year Actual	3Rd Prior Year Actual
120-2122-6113-840-451	SALARIES-TEACHERS FT CONTRACT-26 PP	28,000.00	16,472.05	22,156.09	11,678.91
120-2213-6113-110-451	SALARIES-TEACHERS FT CONTRACT-26 PP	0.00	0.00	0.00	49,410.92
120-1271-6113-304-462	SALARIES-TEACHERS FT CONTRACT-26 PP	0.00	0.00	1,307.02	0.00
120-1271-6113-306-462	SALARIES-TEACHERS FT CONTRACT-26 PP	0.00	0.00	1,960.51	0.00
120-2213-6113-105-462	SALARIES-TEACHERS FT CONTRACT-26 PP-LEP	0.00	8,419.47	18,344.30	18,167.75
120-2213-6113-107-462	SALARIES-TEACHERS FT CONTRACT-26 PP	0.00	0.00	2,274.22	2,252.17
120-2213-6113-118-462	SALARIES-TEACHERS FT CONTRACT-26 PP-LEP	0.00	0.00	0.00	16,526.57
120-2213-6113-300-462	SALARIES-TEACHERS FT CONTRACT-26 PP-LEP	0.00	6,444.99	11,749.64	14,152.12
120-2213-6113-302-462	SALARIES-TEACHERS FT CONTRACT-26 PP-LEP	0.00	0.00	2,274.22	2,252.17
120-2213-6113-304-462	SALARIES-TEACHERS FT CONTRACT-26 PP-LEP	0.00	2,257.58	1,782.30	2,964.72
120-2213-6113-306-462	SALARIES-TEACHERS FT CONTRACT-26 PP-LEP	0.00	3,386.37	2,673.45	4,447.01
120-2213-6113-402-462	SALARIES-TEACHERS FT CONTRACT-26 PP-LEP	0.00	5,018.28	6,867.19	6,610.54
120-2213-6113-406-462	SALARIES-TEACHERS FT CONTRACT-26 PP-LEP	0.00	11,381.38	18,931.87	16,299.15
120-2213-6113-407-462	SALARIES-TEACHERS FT CONTRACT-26 PP-LEP	0.00	4,007.48	5,449.60	5,233.17
120-2213-6113-408-462	SALARIES-TEACHERS FT CONTRACT-26 PP-LEP	0.00	7,527.80	10,301.19	12,222.43
120-2213-6113-409-462	SALARIES-TEACHERS FT CONTRACT-26 PP-LEP	0.00	814.91	1,115.14	1,030.53
120-2213-6113-500-462	SALARIES-TEACHERS FT CONTRACT-26 PP-LEP	0.00	3,776.06	6,668.91	11,873.16
120-2213-6113-502-462	SALARIES-TEACHERS FT CONTRACT-26 PP	0.00	5,180.92	7,066.74	0.00
120-2213-6113-506-462	SALARIES-TEACHERS FT CONTRACT-26 PP-LEP	0.00	5,297.77	7,249.57	6,698.57
120-2213-6113-510-462	SALARIES-TEACHERS FT CONTRACT-26 PP-LEP	0.00	2,517.50	1,943.32	3,313.44
120-2213-6113-800-462	SALARIES-TEACHERS FT CONTRACT-26 PP	115,700.00	0.00	0.00	0.00
120-3711-6113-800-462	SALARIES-TEACHERS FT CONTRACT-26 PP	300.00	0.00	0.00	0.00
120-2213-6113-840-465	SALARIES-TEACHERS FT CONTRACT-26 PP	129,000.00	0.00	48,051.58	46,250.00
120-1282-6113-750-514	SALARIES-TEACHERS FT CONTRACT-26 PP-EC GRANT	0.00	542,551.54	710,222.45	719,081.87
120-1283-6113-750-514	SALARIES-TEACHERS FT CONTRACT-26 PP-EC GRANT	0.00	289,382.40	396,132.99	390,240.62
120-1288-6113-750-514	SALARIES-TEACHERS FT CONTRACT-26 PP	0.00	37,626.65	51,489.10	0.00
120-1110-6113-800-524	SALARIESFULL TIME TCHRS	46,303,000.00	0.00	0.00	0.00
OBJECT 6113 TOTAL	SALARIES-TEACHERS FT CONTRACT-26 PP	47,386,000.00	28,519,892.00	40,711,622.49	38,842,068.02
120-1133-6114-300-000	SAL-DEPT HEAD/CURR FACILITATOR-2 PP	0.00	1,622.50	3,245.00	1,607.00
120-1133-6114-302-000	SAL-DEPT HEAD/CURR FACILITATOR-2 PP	0.00	1,622.50	3,245.00	1,607.00
120-1133-6114-304-000	SAL-DEPT HEAD/CURR FACILITATOR-2 PP	0.00	1,622.50	3,245.00	1,607.00
120-1133-6114-306-000	SAL-DEPT HEAD/CURR FACILITATOR-2 PP	0.00	1,622.50	3,245.00	1,607.00
120-1135-6114-300-000	SAL-DEPT HEAD/CURR FACILITATOR-2 PP	0.00	1,622.50	3,245.00	1,607.00
120-1135-6114-302-000	SAL-DEPT HEAD/CURR FACILITATOR-2 PP	0.00	1,622.50	3,245.00	1,607.00
120-1135-6114-304-000	SAL-DEPT HEAD/CURR FACILITATOR-2 PP	0.00	1,622.50	3,245.00	1,607.00
120-1135-6114-306-000	SAL-DEPT HEAD/CURR FACILITATOR-2 PP	0.00	1,622.50	3,245.00	1,607.00
120-1137-6114-300-000	SAL-DEPT HEAD/CURR FACILITATOR-2 PP	0.00	1,622.50	3,245.00	1,607.00
120-1137-6114-302-000	SAL-DEPT HEAD/CURR FACILITATOR-2 PP	0.00	1,622.50	3,245.00	1,607.00
120-1137-6114-304-000	SAL-DEPT HEAD/CURR FACILITATOR-2 PP	0.00	1,622.50	3,245.00	1,607.00
120-1137-6114-306-000	SAL-DEPT HEAD/CURR FACILITATOR-2 PP	0.00	1,622.50	3,245.00	1,607.00
120-1139-6114-300-000	SAL-DEPT HEAD/CURR FACILITATOR-2 PP	0.00	1,622.50	3,245.00	1,607.00
120-1139-6114-302-000	SAL-DEPT HEAD/CURR FACILITATOR-2 PP	0.00	1,622.50	3,245.00	1,607.00
120-1139-6114-304-000	SAL-DEPT HEAD/CURR FACILITATOR-2 PP	0.00	1,622.50	3,245.00	1,607.00
120-1139-6114-306-000	SAL-DEPT HEAD/CURR FACILITATOR-2 PP	0.00	1,622.50	3,245.00	1,607.00

Account Code	Account Description	Budget Requested	1St Prior Year Actual	2Nd Prior Year Actual	3Rd Prior Year Actual
120-1151-6114-105-000	SAL-DEPT HEAD/CURR FACILITATOR-2 PP	0.00	1,622.50	3,245.00	1,607.00
120-1151-6114-107-000	SAL-DEPT HEAD/CURR FACILITATOR-2 PP	0.00	1,622.50	3,245.00	1,607.00
120-1153-6114-105-000	SAL-DEPT HEAD/CURR FACILITATOR-2 PP	0.00	1,622.50	3,245.00	1,607.00
120-1153-6114-107-000	SAL-DEPT HEAD/CURR FACILITATOR-2 PP	0.00	1,622.50	3,245.00	0.00
120-1159-6114-105-000	SAL-DEPT HEAD/CURR FACILITATOR-2 PP	0.00	1,622.50	3,245.00	1,607.00
120-1159-6114-107-000	SAL-DEPT HEAD/CURR FACILITATOR-2 PP	0.00	1,622.50	3,245.00	1,607.00
120-1161-6114-105-000	SAL-DEPT HEAD/CURR FACILITATOR-2 PP	0.00	1,622.50	3,245.00	1,607.00
120-1161-6114-107-000	SAL-DEPT HEAD/CURR FACILITATOR-2 PP	0.00	1,622.50	3,245.00	1,607.00
120-1163-6114-105-000	SAL-DEPT HEAD/CURR FACILITATOR-2 PP	0.00	1,622.50	3,245.00	1,607.00
120-1163-6114-107-000	SAL-DEPT HEAD/CURR FACILITATOR-2 PP	0.00	1,622.50	3,245.00	1,607.00
120-1165-6114-105-000	SAL-DEPT HEAD/CURR FACILITATOR-2 PP	0.00	1,622.50	2,524.00	1,250.00
120-1165-6114-107-000	SAL-DEPT HEAD/CURR FACILITATOR-2 PP	0.00	1,622.50	585.46	1,250.00
120-1169-6114-105-000	SAL-DEPT HEAD/CURR FACILITATOR-2 PP	0.00	1,622.50	3,245.00	1,607.00
120-1169-6114-107-000	SAL-DEPT HEAD/CURR FACILITATOR-2 PP	0.00	1,622.50	3,245.00	1,607.00
120-1171-6114-105-000	SAL-DEPT HEAD/CURR FACILITATOR-2 PP	0.00	1,622.50	3,245.00	1,607.00
120-1171-6114-107-000	SAL-DEPT HEAD/CURR FACILITATOR-2 PP	0.00	1,622.50	3,245.00	1,607.00
120-1173-6114-105-000	SAL-DEPT HEAD/CURR FACILITATOR-2 PP	0.00	1,622.50	3,245.00	1,607.00
120-1173-6114-107-000	SAL-DEPT HEAD/CURR FACILITATOR-2 PP	0.00	1,622.50	3,245.00	1,607.00
120-1175-6114-105-000	SAL-DEPT HEAD/CURR FACILITATOR-2 PP	0.00	1,622.50	3,245.00	1,607.00
120-1175-6114-107-000	SAL-DEPT HEAD/CURR FACILITATOR-2 PP	0.00	1,622.50	3,245.00	1,607.00
120-1179-6114-105-000	SAL-DEPT HEAD/CURR FACILITATOR-2 PP	0.00	1,622.50	3,245.00	1,607.00
120-1179-6114-107-000	SAL-DEPT HEAD/CURR FACILITATOR-2 PP	0.00	1,622.50	3,245.00	1,607.00
120-2122-6114-102-000	SAL-DEPT HEAD/CURR FACILITATOR-2 PP	0.00	0.00	0.00	52,908.15
120-2122-6114-105-000	SAL-DEPT HEAD/CURR FACILITATOR-2 PP	0.00	1,622.50	3,245.00	151,603.00
120-2122-6114-106-000	SAL-DEPT HEAD/CURR FACILITATOR-2 PP	0.00	0.00	0.00	47,409.16
120-2122-6114-107-000	SAL-DEPT HEAD/CURR FACILITATOR-2 PP	0.00	1,622.50	3,245.00	134,874.32
120-2122-6114-108-000	SAL-DEPT HEAD/CURR FACILITATOR-2 PP	0.00	0.00	0.00	26,190.12
120-2122-6114-110-000	SAL-DEPT HEAD/CURR FACILITATOR-2 PP	0.00	0.00	0.00	31,387.80
120-2122-6114-111-000	SAL-DEPT HEAD/CURR FACILITATOR-2 PP	0.00	0.00	0.00	16,906.08
120-2122-6114-112-000	SAL-DEPT HEAD/CURR FACILITATOR-2 PP	0.00	0.00	0.00	18,433.44
120-2122-6114-114-000	SAL-DEPT HEAD/CURR FACILITATOR-2 PP	0.00	0.00	0.00	40,925.00
120-2122-6114-116-000	SAL-DEPT HEAD/CURR FACILITATOR-2 PP	0.00	0.00	0.00	26,428.68
120-2122-6114-118-000	SAL-DEPT HEAD/CURR FACILITATOR-2 PP	0.00	0.00	0.00	34,649.52
120-2122-6114-120-000	SAL-DEPT HEAD/CURR FACILITATOR-2 PP	0.00	0.00	0.00	31,387.80
120-2122-6114-203-000	SAL-DEPT HEAD/CURR FACILITATOR-2 PP	0.00	0.00	0.00	29,748.88
120-2122-6114-205-000	SAL-DEPT HEAD/CURR FACILITATOR-2 PP	0.00	0.00	0.00	48,217.40
120-2122-6114-207-000	SAL-DEPT HEAD/CURR FACILITATOR-2 PP	0.00	0.00	0.00	47,185.28
120-2122-6114-209-000	SAL-DEPT HEAD/CURR FACILITATOR-2 PP	0.00	0.00	0.00	50,993.08
120-2212-6114-441-000	SAL-DEPT HEAD/CURR FACILITATOR-2 PP	0.00	0.00	0.00	2,500.00
120-2212-6114-444-000	SAL-DEPT HEAD/CURR FACILITATOR-2 PP	0.00	0.00	0.00	1,250.00
120-2212-6114-445-000	SAL-DEPT HEAD/CURR FACILITATOR-2 PP	0.00	0.00	0.00	2,500.00
120-2222-6114-102-000	SAL-DEPT HEAD/CURR FACILITATOR-2 PP	0.00	0.00	0.00	17,097.17
120-2222-6114-106-000	SAL-DEPT HEAD/CURR FACILITATOR-2 PP	0.00	0.00	0.00	20,953.92
120-2222-6114-108-000	SAL-DEPT HEAD/CURR FACILITATOR-2 PP	0.00	0.00	0.00	24,737.62

Account Code	Account Description	Budget Requested	1St Prior Year Actual	2Nd Prior Year Actual	3Rd Prior Year Actual
120-2222-6114-110-000	SAL-DEPT HEAD/CURR FACILITATOR-2 PP	0.00	0.00	0.00	11,351.62
120-2222-6114-111-000	SAL-DEPT HEAD/CURR FACILITATOR-2 PP	0.00	0.00	0.00	17,903.62
120-2222-6114-112-000	SAL-DEPT HEAD/CURR FACILITATOR-2 PP	0.00	0.00	0.00	23,256.43
120-2222-6114-114-000	SAL-DEPT HEAD/CURR FACILITATOR-2 PP	0.00	0.00	0.00	28,332.49
120-2222-6114-116-000	SAL-DEPT HEAD/CURR FACILITATOR-2 PP	0.00	0.00	0.00	28,485.70
120-2222-6114-118-000	SAL-DEPT HEAD/CURR FACILITATOR-2 PP	0.00	0.00	0.00	13,585.86
120-2222-6114-120-000	SAL-DEPT HEAD/CURR FACILITATOR-2 PP	0.00	0.00	0.00	17,999.23
120-2222-6114-203-000	SAL-DEPT HEAD/CURR FACILITATOR-2 PP	0.00	0.00	0.00	20,037.76
120-2222-6114-205-000	SAL-DEPT HEAD/CURR FACILITATOR-2 PP	0.00	0.00	0.00	19,889.52
120-2222-6114-207-000	SAL-DEPT HEAD/CURR FACILITATOR-2 PP	0.00	0.00	0.00	33,018.48
120-2222-6114-209-000	SAL-DEPT HEAD/CURR FACILITATOR-2 PP	0.00	0.00	0.00	30,510.48
120-2222-6114-305-000	SAL-DEPT HEAD/CURR FACILITATOR-2 PP	0.00	0.00	0.00	66,726.51
120-2222-6114-307-000	SAL-DEPT HEAD/CURR FACILITATOR-2 PP	0.00	0.00	0.00	64,609.44
120-2212-6114-840-332	SAL-DEPT HEAD/CURR FACILITATOR-2 PP	0.00	0.00	7,500.00	0.00
120-2212-6114-840-333	SAL-DEPT HEAD/CURR FACILITATOR-2 PP	0.00	0.00	7,500.00	1,250.00
120-2122-6114-330-358	SAL-DEPT HEAD/CURR FACILITATOR-2 PP	0.00	0.00	0.00	18,433.44
120-2122-6114-411-451	SAL-DEPT HEAD/CURR FACILITATOR-2 PP	0.00	0.00	0.00	10,010.52
120-1288-6114-130-514	SAL-DEPT HEAD/CURR FACILITATOR-2 PP	0.00	0.00	0.00	49,410.92
OBJECT 6114 TOTAL	SAL-DEPT HEAD/CURR FACILITATOR-2 PP	0.00	64,900.00	141,419.46	1,371,843.44
120-1112-6115-406-000	SALARIES-STIPEND CONTRACTS-26PP	0.00	730.74	999.96	538.44
120-1114-6115-500-000	SALARIES-STIPEND CONTRACTS-26PP	0.00	730.74	0.00	0.00
120-1114-6115-504-000	SALARIES-STIPEND CONTRACTS-26PP	0.00	730.74	999.96	538.44
120-1114-6115-510-000	SALARIES-STIPEND CONTRACTS-26PP	0.00	730.74	999.96	538.44
120-1121-6115-106-000	SALARIES-STIPEND CONTRACTS-26PP	0.00	0.00	0.00	592.34
120-1121-6115-118-000	SALARIES-STIPEND CONTRACTS-26PP	0.00	0.00	0.00	484.54
120-1121-6115-500-000	SALARIES-STIPEND CONTRACTS-26PP	0.00	0.00	807.66	807.66
120-1129-6115-402-000	SALARIES-STIPEND CONTRACTS-26PP	0.00	730.74	999.96	538.44
120-1133-6115-300-000	SALARIES-STIPEND CONTRACTS-26PP	0.00	0.00	1,000.00	0.00
120-1133-6115-304-000	SALARIES-STIPEND CONTRACTS-26PP	0.00	1,490.74	1,999.96	538.44
120-1133-6115-306-000	SALARIES-STIPEND CONTRACTS-26PP	0.00	730.74	999.96	538.44
120-1135-6115-302-000	SALARIES-STIPEND CONTRACTS-26PP	0.00	760.00	1,000.00	0.00
120-1137-6115-300-000	SALARIES-STIPEND CONTRACTS-26PP	0.00	730.74	999.96	538.44
120-1137-6115-302-000	SALARIES-STIPEND CONTRACTS-26PP	0.00	1,461.48	1,999.92	538.44
120-1153-6115-105-000	SALARIES-STIPEND CONTRACTS-26PP	0.00	730.74	999.96	538.44
120-1153-6115-107-000	SALARIES-STIPEND CONTRACTS-26PP	0.00	681.75	0.00	538.44
120-1155-6115-107-000	SALARIES-STIPEND CONTRACTS-26PP	0.00	4,143.90	3,918.72	0.00
120-1159-6115-105-000	SALARIES-STIPEND CONTRACTS-26PP	0.00	7,016.32	5,041.14	0.00
120-1159-6115-107-000	SALARIES-STIPEND CONTRACTS-26PP	0.00	730.74	999.96	538.44
120-1161-6115-105-000	SALARIES-STIPEND CONTRACTS-26PP	0.00	554.42	758.61	0.00
120-1161-6115-107-000	SALARIES-STIPEND CONTRACTS-26PP	0.00	2,347.72	18,641.37	538.44
120-1163-6115-105-000	SALARIES-STIPEND CONTRACTS-26PP	0.00	1,461.48	1,999.92	1,038.40
120-1163-6115-107-000	SALARIES-STIPEND CONTRACTS-26PP	0.00	1,461.48	1,999.92	1,076.88
120-1169-6115-105-000	SALARIES-STIPEND CONTRACTS-26PP	0.00	1,096.11	1,499.94	807.66
120-1169-6115-107-000	SALARIES-STIPEND CONTRACTS-26PP	0.00	1,826.85	2,499.90	1,346.10

Account Code	Account Description	Budget Requested	1St Prior Year Actual	2Nd Prior Year Actual	3Rd Prior Year Actual
120-1171-6115-105-000	SALARIES-STIPEND CONTRACTS-26PP	0.00	730.74	999.96	538.44
120-1173-6115-105-000	SALARIES-STIPEND CONTRACTS-26PP	0.00	730.74	999.96	538.44
120-1173-6115-107-000	SALARIES-STIPEND CONTRACTS-26PP	0.00	730.74	999.96	538.44
120-1175-6115-105-000	SALARIES-STIPEND CONTRACTS-26PP	0.00	677.92	927.66	0.00
120-1175-6115-107-000	SALARIES-STIPEND CONTRACTS-26PP	0.00	1,455.97	2,680.99	538.44
120-1250-6115-406-000	SALARIES-STIPEND CONTRACTS-26PP	0.00	730.74	999.96	538.44
120-1271-6115-105-000	SALARIES-STIPEND CONTRACTS-26PP	0.00	1,096.11	1,499.94	807.66
120-1271-6115-409-000	SALARIES-STIPEND CONTRACTS-26PP	0.00	109.63	146.54	134.98
120-1271-6115-506-000	SALARIES-STIPEND CONTRACTS-26PP	0.00	986.48	1,301.44	1,139.93
120-2122-6115-105-000	SALARIES-STIPEND CONTRACTS-26PP	0.00	15,992.82	21,122.35	0.00
120-2122-6115-107-000	SALARIES-STIPEND CONTRACTS-26PP	0.00	16,465.59	22,531.78	8,273.85
120-2122-6115-300-000	SALARIES-STIPEND CONTRACTS-26PP	0.00	3,351.60	4,869.28	0.00
120-2122-6115-302-000	SALARIES-STIPEND CONTRACTS-26PP	0.00	4,244.08	6,649.71	2,373.65
120-2122-6115-304-000	SALARIES-STIPEND CONTRACTS-26PP	0.00	3,027.46	3,537.79	0.00
120-2122-6115-304-000	SALARIES-STIPEND CONTRACTS-26PP	0.00	3,722.86	5,094.36	0.00
120-2222-6115-105-000	SALARIES-STIPEND CONTRACTS-26PP	0.00	1,138.10	2,175.68	538.44
120-2222-6115-107-000	SALARIES-STIPEND CONTRACTS-26PP	0.00	483.36	1,366.80	0.00
120-2222-6115-402-000	SALARIES-STIPEND CONTRACTS-26PP	0.00	386.84	529.25	0.00
120-2222-6115-406-000	SALARIES-STIPEND CONTRACTS-26PP	0.00	428.07	585.88	0.00
120-2222-6115-407-000	SALARIES-STIPEND CONTRACTS-26PP	0.00	490.96	671.78	0.00
120-2222-6115-408-000	SALARIES-STIPEND CONTRACTS-26PP	0.00	361.00	493.84	0.00
120-2222-6115-409-000	SALARIES-STIPEND CONTRACTS-26PP	0.00	438.52	599.96	0.00
120-2222-6115-500-000	SALARIES-STIPEND CONTRACTS-26PP	0.00	551.38	754.68	0.00
120-2222-6115-502-000	SALARIES-STIPEND CONTRACTS-26PP	0.00	452.20	618.86	0.00
120-2222-6115-504-000	SALARIES-STIPEND CONTRACTS-26PP	0.00	240.54	329.22	0.00
120-2222-6115-506-000	SALARIES-STIPEND CONTRACTS-26PP	0.00	572.85	783.78	0.00
120-2222-6115-510-000	SALARIES-STIPEND CONTRACTS-26PP	0.00	580.07	793.87	0.00
120-2411-6115-105-000	SALARIES-STIPEND CONTRACTS-26PP	0.00	652.17	0.00	0.00
120-1150-6115-115-318	SALARIES-STIPEND CONTRACTS-26PP	0.00	1,461.48	1,999.92	1,076.88
120-1228-6115-407-414	SALARIES-STIPEND CONTRACTS-26PP	0.00	365.37	499.98	269.22
120-1228-6115-502-414	SALARIES-STIPEND CONTRACTS-26PP	0.00	1,826.85	2,497.33	538.44
120-1228-6115-506-414	SALARIES-STIPEND CONTRACTS-26PP	0.00	365.37	499.98	269.22
120-2213-6115-409-462	SALARIES-STIPEND CONTRACTS-26PP	0.00	0.00	6.90	30.05
120-2213-6115-506-462	SALARIES-STIPEND CONTRACTS-26PP	0.00	0.00	45.06	194.99
120-1110-6115-800-523	SALARIES-STIPEND CONTRACTS-26PP	0.00	7,792.00	11,384.00	0.00
OBJECT 6115 TOTAL	SALARIES-STIPEND CONTRACTS-26PP	0.00	103,519.52	152,165.19	30,954.37
110-1271-6116-408-000	SAL -NON-CONTRACT TCHR ASST/OTHER	0.00	0.00	0.00	6,123.00
120-1110-6116-106-000	SAL -NON-CONTRACT TCHR ASST/OTHER	0.00	0.00	0.00	21,771.00
120-1110-6116-408-000	SAL -NON-CONTRACT TCHR ASST/OTHER	0.00	36,900.00	0.00	0.00
120-1110-6116-502-000	SAL -NON-CONTRACT TCHR ASST/OTHER	0.00	17,445.72	28,474.50	20,479.50
120-1125-6116-141-000	SAL -NON-CONTRACT TCHR ASST/OTHER	0.00	0.00	0.00	11,032.00
120-1150-6116-105-000	SAL -NON-CONTRACT TCHR ASST/OTHER	0.00	16,497.50	28,458.00	30,131.00
120-1150-6116-107-000	SAL -NON-CONTRACT TCHR ASST/OTHER	0.00	25,872.00	26,313.00	15,309.00
120-1150-6116-334-000	SAL -NON-CONTRACT TCHR ASST/OTHER	0.00	0.00	0.00	18,433.44

Account Code	Account Description	Budget Requested	1St Prior Year Actual	2Nd Prior Year Actual	3Rd Prior Year Actual
120-2122-6116-800-310	SAL -NON-CONTRACT TCHR ASST/OTHER	0.00	21,156.00	21,648.00	22,140.00
120-1150-6116-115-318	SAL -NON-CONTRACT TCHR ASST/OTHER	0.00	38,126.17	37,645.00	33,969.00
120-1125-6116-800-334	SAL -NON-CONTRACT TCHR ASST/OTHER	0.00	15,552.00	18,384.00	0.00
110-1271-6116-451-497	SAL -NON-CONTRACT TCHR ASST/OTHER	0.00	0.00	0.00	12,183.20
120-1110-6116-800-523	SAL -NON-CONTRACT TCHR ASST/OTHER	0.00	2,456.00	5,024.00	2,388.00
OBJECT 6116 TOTAL	SAL -NON-CONTRACT TCHR ASST/OTHER	0.00	174,005.39	166,946.50	193,969.14
120-1125-6119-141-000	SALARIESOTHER CERTIFIED	0.00	0.00	0.00	4,704.00
120-1130-6119-806-000	SALARIESOTHER CERTIFIED	0.00	0.00	0.00	11,887.25
120-1150-6119-330-358	SALARIESOTHER CERTIFIED	0.00	0.00	0.00	4,488.00
120-1271-6119-460-462	SALARIESOTHER CERTIFIED - LEP	0.00	0.00	0.00	4,443.75
OBJECT 6119 TOTAL	SAL- OTHER CERT-USE OTHER CODE	0.00	0.00	0.00	25,523.00
120-1121-6121-502-000	SALARIES - SUBSTITUTE TEACHERS	0.00	96.00	0.00	0.00
120-3512-6121-128-000	SALARIES - SUBSTITUTE TEACHERS	0.00	0.00	0.00	157.69
120-1271-6121-800-310	SALARIES-SUBSTITUTE TEACHERS	0.00	2,990.25	144.00	576.00
120-1225-6121-800-311	SALARIES-SUBSTITUTE TEACHERS	0.00	96.00	3,168.00	1,344.00
120-2214-6121-840-335	SALARIES-SUB TEACHERS-PRACTICAL ARTS	400,000.00	45,408.00	12,672.00	33,888.00
120-1250-6121-411-451	SALARIES-SUBSTITUTE TEACHERS-TITLE I	0.00	0.00	0.00	16,944.00
120-2213-6121-840-451	SALARIES - SUBSTITUTE TEACHERS	9,000.00	4,848.00	20,592.00	0.00
120-2213-6121-840-465	SALARIES-SUBSTITUTE TEACHERS-TITLE II	0.00	480.00	59,988.00	34,368.00
120-2213-6121-800-497	SALARIES - SUBSTITUTE TEACHERS	5,000.00	4,032.00	0.00	0.00
120-1281-6121-750-514	SALARIES - SUBSTITUTE TEACHERS	0.00	1,296.00	720.00	48.00
120-1284-6121-130-514	SALARIES - SUBSTITUTE TEACHERS	0.00	0.00	0.00	1,213.33
120-1110-6121-800-523	SALARIES - SUBSTITUTE TEACHERS-DISTRICT	0.00	457,492.50	614,902.78	317,279.32
600-1401-6121-750-613	SALARIES-SUBSTITUTE TEACHERS	0.00	0.00	48.00	0.00
600-1401-6121-800-638	SALARIES-SUBSTITUTE TEACHERS	0.00	2,784.00	5,328.00	1,056.00
600-1430-6121-304-644	SALARIES - SUBSTITUTE TEACHERS	0.00	96.00	96.00	0.00
600-1450-6121-105-653	SALARIES - SUBSTITUTE TEACHERS	0.00	0.00	48.00	0.00
600-1450-6121-107-654	SALARIES - SUBSTITUTE TEACHERS	0.00	0.00	95.00	0.00
600-1450-6121-307-654	SALARIES - SUBSTITUTE TEACHERS	0.00	0.00	0.00	96.00
600-1410-6121-402-655	SALARIES - SUBSTITUTE TEACHERS	0.00	144.00	192.00	192.00
600-1410-6121-406-655	SALARIES-SUBSTITUTE TEACHERS	0.00	624.00	528.00	370.50
600-1410-6121-407-655	SALARIES - SUBSTITUTE TEACHERS	0.00	192.00	912.00	576.00
600-1410-6121-408-655	SALARIES-SUBSTITUTE TEACHERS	0.00	96.00	320.00	0.00
600-1410-6121-409-655	SALARIES-SUBSTITUTE TEACHERS	0.00	768.00	1,272.00	192.00
600-1410-6121-500-655	SALARIES - SUBSTITUTE TEACHERS	0.00	1,200.00	1,344.00	384.00
600-1410-6121-502-655	SALARIES - SUBSTITUTE TEACHERS	0.00	624.00	2,112.00	672.00
600-1410-6121-504-655	SALARIES-SUBSTITUTE TEACHERS	0.00	480.00	752.01	432.00
600-1410-6121-506-655	SALARIES - SUBSTITUTE TEACHERS	0.00	2,304.00	4,272.00	96.00
600-1410-6121-510-655	SALARIES-SUBSTITUTE TEACHERS	0.00	1,056.00	1,616.00	576.00
600-1430-6121-300-655	SALARIES-SUBSTITUTE TEACHERS	0.00	2,448.00	2,976.00	144.00
600-1430-6121-302-655	SALARIES-SUBSTITUTE TEACHERS	0.00	672.00	1,488.00	864.00
600-1430-6121-304-655	SALARIES - SUBSTITUTE TEACHERS	0.00	240.00	624.00	288.00
600-1430-6121-306-655	SALARIES - SUBSTITUTE TEACHERS	0.00	288.00	768.00	1,008.00
600-1450-6121-105-655	SALARIES - SUBSTITUTE TEACHERS	0.00	288.00	192.00	192.00

Account Code	Account Description	Budget Requested	1St Prior Year Actual	2Nd Prior Year Actual	3Rd Prior Year Actual
600-1450-6121-107-655	SALARIES-SUBSTITUTE TEACHERS	0.00	768.00	288.00	0.00
600-1430-6121-205-667	SALARIES - SUBSTITUTE TEACHERS	0.00	0.00	0.00	288.00
600-1450-6121-105-667	SALARIES - SUBSTITUTE TEACHERS	0.00	192.00	192.00	0.00
600-1450-6121-105-679	SALARIES - SUBSTITUTE TEACHERS	0.00	0.00	96.00	0.00
600-1450-6121-105-682	SALARIES - SUBSTITUTE TEACHERS	0.00	0.00	96.00	96.00
600-1450-6121-105-686	SALARIES - SUBSTITUTE TEACHERS	0.00	0.00	288.00	384.00
600-1450-6121-105-687	SALARIES - SUBSTITUTE TEACHERS	0.00	96.00	0.00	0.00
600-1450-6121-305-687	SALARIES - SUBSTITUTE TEACHERS	0.00	0.00	0.00	144.00
600-1450-6121-305-691	SALARIES - SUBSTITUTE TEACHERS	0.00	0.00	0.00	384.00
600-1150-6121-105-692	SALARIES - SUBSTITUTE TEACHERS	40,000.00	0.00	192.00	0.00
600-1450-6121-107-692	SALARIES-SUBSTITUTE TEACHERS	0.00	0.00	0.00	96.00
600-1410-6121-409-693	SALARIES - SUBSTITUTE TEACHERS	0.00	0.00	24.00	0.00
600-1430-6121-205-693	SALARIES-SUBSTITUTE TEACHERS	0.00	0.00	0.00	96.00
600-1450-6121-105-693	SALARIES - SUBSTITUTE TEACHERS	0.00	576.00	384.00	96.00
600-1450-6121-105-694	SALARIES - SUBSTITUTE TEACHERS	0.00	0.00	480.00	288.00
700-1450-6121-105-700	SALARIES - SUBSTITUTE TEACHERS	0.00	2,112.00	2,208.00	1,152.00
700-1450-6121-107-700	SALARIES-SUBSTITUTE TEACHERS	0.00	2,592.00	2,208.00	2,016.00
OBJECT 6121 TOTAL	SALARIES - SUBSTITUTE TEACHERS	454,000.00	537,378.75	743,625.79	417,996.84
120-1110-6122-800-331	PT CERTIFIED TEACHERS	0.00	860.00	62,575.00	30,770.00
120-1130-6122-800-331	PT CERTIFIED TEACHERS	0.00	0.00	16,190.00	8,960.00
120-1150-6122-800-331	PT CERTIFIED TEACHERS	0.00	0.00	13,655.00	590.00
120-1250-6122-840-451	PT CERTIFIED TEACHERS	0.00	13,495.00	18,500.00	4,430.00
120-1271-6122-800-462	PT CERTIFIED TEACHERS	0.00	0.00	581.25	6,906.25
120-2213-6122-800-462	PT CERTIFIED TEACHERS	0.00	0.00	9,718.75	0.00
600-1410-6122-406-655	PT CERTIFIED TEACHERS	0.00	640.00	6,275.00	0.00
600-1410-6122-407-655	PT CERTIFIED TEACHERS	0.00	0.00	645.00	0.00
600-1410-6122-502-655	PT CERTIFIED TEACHERS	0.00	0.00	4,365.00	0.00
OBJECT 6122 TOTAL	PT CERTIFIED TEACHERS	0.00	14,995.00	132,605.00	51,656.25
120-1110-6131-808-000	STUDENT ACTIVITIES-EXTRA DUTY	0.00	3,249.00	0.00	0.00
120-1150-6131-107-000	STUDENT ACTIVITIES-EXTRA DUTY	0.00	50.00	1,162.60	0.00
120-1181-6131-105-000	STUDENT ACTIVITIES-EXTRA DUTY	0.00	55,584.64	0.00	0.00
120-1181-6131-107-000	Student Activities - Extra Duty	0.00	50,844.50	0.00	0.00
120-1450-6131-107-000	STUDENT ACTIVITIES-EXTRA DUTY	0.00	100.00	0.00	0.00
120-2212-6131-800-331	STUDENT ACTIVITIES-EXTRA DUTY	0.00	118,988.23	321,378.97	157,468.97
120-2214-6131-800-331	STUDENT ACTIVITIES-EXTRA DUTY	0.00	0.00	1,562.10	0.00
120-2213-6131-840-465	STUDENT ACTIVITIES-EXTRA DUTY	0.00	99,170.00	0.00	0.00
120-3200-6131-810-534	STUDENT ACTIVITIES-EXTRA DUTY	0.00	12,348.40	6,580.00	0.00
600-1430-6131-304-643	STUDENT ACTIVITIES-EXTRA DUTY	0.00	1,120.00	6,600.00	0.00
600-1450-6131-105-652	STUDENT ACTIVITIES-EXTRA DUTY	0.00	480.00	0.00	0.00
600-1410-6131-502-655	STUDENT ACTIVITIES-EXTRA DUTY	13,000.00	6,640.00	2,496.00	0.00
600-1410-6131-504-655	STUDENT ACTIVITIES-EXTRA DUTY	0.00	750.00	0.00	0.00
600-1450-6131-105-655	STUDENT ACTIVITIES-EXTRA DUTY	0.00	0.00	490.00	0.00
600-1450-6131-107-664	STUDENT ACTIVITIES-EXTRA DUTY	0.00	0.00	600.00	0.00
600-1450-6131-107-671	STUDENT ACTIVITIES-EXTRA DUTY	0.00	2,255.00	2,426.00	0.00

Account Code	Account Description	Budget Requested	1St Prior Year Actual	2Nd Prior Year Actual	3Rd Prior Year Actual
600-1450-6131-105-679	STUDENT ACTIVITIES-EXTRA DUTY	0.00	1,640.00	0.00	0.00
700-1450-6131-105-700	STUDENT ACTIVITIES-EXTRA DUTY	60,000.00	11,877.00	19,801.35	0.00
700-1450-6131-107-700	STUDENT ACTIVITIES-EXTRA DUTY	0.00	27,325.47	36,214.40	0.00
700-1450-6131-105-706	STUDENT ACTIVITIES-EXTRA DUTY	0.00	1,500.00	0.00	0.00
700-1450-6131-105-721	STUDENT ACTIVITIES-EXTRA DUTY	0.00	1,725.00	0.00	0.00
120-1181-6131-109-750	STUDENT ACTIVITIES-EXTRA DUTY	0.00	217,991.11	518,889.60	265,055.05
OBJECT 6131 TOTAL	STUDENT ACTIVITIES-EXTRA DUTY	73,000.00	613,638.35	918,201.02	422,524.02
120-3200-6132-416-000	SALPT RECREATION CERT. 416	0.00	0.00	0.00	15,168.00
OBJECT 6132 TOTAL	SALPT RECREATION CERT.-USE 6138	0.00	0.00	0.00	15,168.00
120-1110-6133-806-000	SALPT TIME SUB TEACHERS 806-USE 6121	0.00	0.00	0.00	290,658.50
120-1225-6133-405-000	SAL PT SUB TEACHERS-USE 6121	0.00	0.00	0.00	1,488.00
120-1271-6133-408-000	SALPT TIME SUB TEACHERS 408-USE 6121	0.00	0.00	0.00	288.00
120-2214-6133-449-000	SALPT TIME SUB TEACHERS-USE 6121	0.00	0.00	0.00	6,192.00
120-3512-6133-128-000	SAL PT SUB TEACHERS-EC TUITION-USE 6121	0.00	0.00	0.00	246.75
120-1250-6133-411-451	SALPT TIME SUB TEACHERS 411-USE 6121	0.00	0.00	0.00	7,680.00
120-2213-6133-413-465	SALPT SUB TEACHERS-TITLE IIA-USE 6121	0.00	0.00	0.00	11,781.00
120-1284-6133-130-514	SAL PT SUB TCHRS - EC GRANT-USE 6121	0.00	0.00	0.00	3,756.19
600-1450-6133-810-618	SALPT TIME SUB TEACHERS-USE 6121	0.00	0.00	0.00	192.00
600-1150-6133-305-652	SALPT TIME SUB TEACHERS-USE 6121	0.00	0.00	0.00	48.00
600-1110-6133-108-655	SALPT TIME SUB TEACHERS-USE 6121	0.00	0.00	0.00	627.00
600-1110-6133-111-655	SALPT TIME SUB TEACHERS-USE 6121	0.00	0.00	0.00	864.00
600-1110-6133-118-655	SALPT TIME SUB TEACHERS-USE 6121	0.00	0.00	0.00	288.00
600-1150-6133-307-655	SALPT TIME SUB TEACHERS-USE 6121	0.00	0.00	0.00	1,344.00
600-1401-6133-130-655	SALPT TIME SUB TEACHERS-USE 6121	0.00	0.00	0.00	288.00
600-1410-6133-110-655	SALPT TIME SUB TEACHERS-USE 6121	0.00	0.00	0.00	144.00
600-1410-6133-112-655	SALPT TIME SUB TEACHERS-USE 6121	0.00	0.00	0.00	192.00
600-1410-6133-114-655	SALPT TIME SUB TEACHERS-USE 6121	0.00	0.00	0.00	768.00
600-1410-6133-116-655	SALPT TIME SUB TEACHERS-USE 6121	0.00	0.00	0.00	384.00
600-1410-6133-120-655	SALPT TIME SUB TEACHERS-USE 6121	0.00	0.00	0.00	288.00
600-1430-6133-203-655	SALPT TIME SUB TEACHERS-USE 6121	0.00	0.00	0.00	288.00
600-1430-6133-205-655	SALPT TIME SUB TEACHERS-USE 6121	0.00	0.00	0.00	2,400.00
600-1430-6133-207-655	SALPT TIME SUB TEACHERS-USE 6121	0.00	0.00	0.00	624.00
600-1150-6133-305-667	SALPT TIME SUB TEACHERS-USE 6121	0.00	0.00	0.00	192.00
600-1401-6133-807-669	SALPT TIME SUB TEACHERS-USE 6121	0.00	0.00	0.00	3,984.00
600-1450-6133-307-671	SALPT TIME SUB TEACHERS-USE 6121	0.00	0.00	0.00	3,225.00
600-1430-6133-205-693	SALPT TIME SUB TEACHERS-USE 6121	0.00	0.00	0.00	96.00
700-1450-6133-315-700	SALPT TIME SUB TEACHERS-USE 6121	0.00	0.00	0.00	384.00
700-1450-6133-317-700	SALPT TIME SUB TEACHERS-USE 6121	0.00	0.00	0.00	384.00
OBJECT 6133 TOTAL	SALPT TIME SUB TEACHERS-USE 6121	0.00	0.00	0.00	339,094.44
120-1119-6134-320-000	SAL-TCHRS-SUMMER NON-CONTRACT& HELP	0.00	0.00	74,735.00	66,975.00
120-1182-6134-320-000	SAL-TCHRS-SUMMER NON-CONTRACT& HELP	0.00	0.00	94,590.00	89,736.95
110-1281-6134-129-514	SAL-TCHRS-SUMMER NON-CONTRACT& HELP	0.00	0.00	0.00	9,949.50
120-1281-6134-750-515	SALARIES FT TCHRS-SUMMER	0.00	0.00	8,430.00	11,870.47
OBJECT 6134 TOTAL	SAL-TCHRS-SUMMER NON-CONTRACT& HELP	0.00	0.00	177,755.00	178,531.92

Account Code	Account Description	Budget Requested	1St Prior Year Actual	2Nd Prior Year Actual	3Rd Prior Year Actual
120-1150-6136-307-000	SALPT TCHR ASSTS 20HRS	0.00	0.00	0.00	16,550.00
OBJECT 6136 TOTAL	SALPT TCHR ASSTS 20HRS-USE 6116	0.00	0.00	0.00	16,550.00
120-1119-6137-320-000	SALCERT EXTRA DUTY PAY	0.00	0.00	0.00	2,340.00
120-1119-6137-416-000	SALCERT EXTRA DUTY PAY	0.00	0.00	0.00	4,250.00
120-1125-6137-141-000	SALCERT EXTRA DUTY PAY	0.00	0.00	0.00	4,752.00
120-1181-6137-313-000	SALCERT EXTRA DUTY PAY	0.00	0.00	0.00	247,679.14
120-1182-6137-320-000	SALCERT EXTRA DUTY PAY	0.00	0.00	0.00	8,250.00
120-2212-6137-808-000	SALCERT EXTRA DUTY PAY	0.00	0.00	0.00	160,876.08
120-3900-6137-311-000	SALCERT EXTRA DUTY PAY	0.00	0.00	0.00	1,057.50
120-3957-6137-416-000	SALCERT EXTRA DUTY PAY	0.00	0.00	0.00	21,788.00
120-1250-6137-411-451	SALCERT EXTRA DUTY PAY-TITLE I	0.00	0.00	0.00	12,945.00
120-1110-6137-808-500	SALCERT EXTRA DUTY PAY LRP	0.00	0.00	0.00	34,290.00
120-1130-6137-808-500	SALCERT EXTRA DUTY PAY LRP	0.00	0.00	0.00	6,505.00
120-1150-6137-808-500	SALCERT EXTRA DUTY PAY LRP	0.00	0.00	0.00	14,405.00
600-1430-6137-209-643	SALCERT EXTRA DUTY PAY	0.00	0.00	0.00	6,650.00
600-1110-6137-106-655	SALCERT EXTRA DUTY PAY	0.00	0.00	0.00	178.50
OBJECT 6137 TOTAL	SALCERT EXTRA DUTY PAY-USE OTHER	0.00	0.00	0.00	525,966.22
120-1150-6138-107-000	SAL - MISC. EXTRA DUTY	0.00	0.00	1,280.00	108.00
120-1450-6138-105-000	SAL - MISC. EXTRA DUTY	0.00	1,360.00	860.00	0.00
120-1450-6138-107-000	SAL - MISC. EXTRA DUTY	0.00	490.00	0.00	0.00
120-3900-6138-830-000	SAL - MISC. EXTRA DUTY	0.00	903.75	10,096.50	0.00
120-1271-6138-800-310	SAL - MISC. EXTRA DUTY	0.00	393.75	0.00	1,500.00
120-1225-6138-800-311	SAL - MISC. EXTRA DUTY	0.00	0.00	0.00	750.00
120-2214-6138-800-331	SAL - MISC. EXTRA DUTY	0.00	1,117.00	4,781.50	2,915.50
120-2212-6138-840-332	SAL - MISC. EXTRA DUTY	15,000.00	2,070.00	16,168.50	5,998.50
120-2212-6138-840-333	SAL - MISC. EXTRA DUTY	15,000.00	513.00	9,066.50	4,815.00
120-2214-6138-840-335	SAL - MISC. EXTRA DUTY	0.00	0.00	0.00	10,969.75
120-3711-6138-940-451	SAL - MISC. EXTRA DUTY	10,000.00	0.00	0.00	0.00
120-2213-6138-840-465	SAL - MISC. EXTRA DUTY	0.00	11,764.06	15,347.90	2,506.50
120-1130-6138-800-523	SAL - MISC. EXTRA DUTY	0.00	5,855.50	12,346.75	0.00
120-1119-6138-810-534	SAL - MISC. EXTRA DUTY	0.00	3,500.00	0.00	0.00
120-3200-6138-810-534	SAL - MISC. EXTRA DUTY	0.00	3,708.00	23,539.71	0.00
120-3957-6138-810-534	SAL - MISC. EXTRA DUTY	0.00	17,728.00	20,776.00	0.00
600-1401-6138-750-614	SAL - MISC. EXTRA DUTY	7,000.00	145.51	51.43	533.13
600-1430-6138-304-643	SAL - MISC. EXTRA DUTY	0.00	6,071.50	0.00	0.00
600-1410-6138-114-655	SAL - MISC. EXTRA DUTY	0.00	0.00	0.00	2,420.00
600-1430-6138-207-655	SAL - MISC. EXTRA DUTY	0.00	0.00	0.00	357.00
600-1430-6138-300-655	SAL - MISC. EXTRA DUTY	0.00	0.00	0.00	268.00
600-1450-6138-107-664	SAL - MISC. EXTRA DUTY	0.00	0.00	1,400.00	1,200.00
600-1450-6138-307-672	SAL - MISC. EXTRA DUTY	0.00	0.00	0.00	220.00
600-1450-6138-305-676	SAL - MISC. EXTRA DUTY	0.00	0.00	0.00	625.00
600-1450-6138-105-696	SAL - MISC. EXTRA DUTY	0.00	200.00	900.00	700.00
700-1450-6138-105-700	SAL - MISC. EXTRA DUTY	10,000.00	1,623.00	0.00	20,747.90
700-1450-6138-107-700	SAL - MISC. EXTRA DUTY	0.00	0.00	9,050.92	33,369.51

Account Code	Account Description	Budget Requested	1St Prior Year Actual	2Nd Prior Year Actual	3Rd Prior Year Actual
OBJECT 6138 TOTAL	SAL - MISC. EXTRA DUTY	57,000.00	57,443.07	125,665.71	90,003.79
120-2212-6139-440-000	CURRICULUM WRITING	0.00	0.00	0.00	6,826.50
120-2212-6139-808-000	CURRICULUM WRITING,	0.00	0.00	0.00	216.00
OBJECT 6139 TOTAL	CURRICULUM WRITING-USE 6138	0.00	0.00	0.00	7,042.50
120-2214-6141-449-000	SALCERT. STAFF TRAINING -SB 380	0.00	0.00	0.00	5,105.00
OBJECT 6141 TOTAL	SALCERT. STAFF TRAINING-USE OTHER	0.00	0.00	0.00	5,105.00
120-1111-6143-118-000	UNUSED LEAVE PAY-CERTIFIED	0.00	0.00	0.00	340.00
120-1111-6143-406-000	UNUSED LEAVE PAY-CERTIFIED	0.00	0.01	380.00	850.00
120-1111-6143-500-000	UNUSED LEAVE PAY	0.00	0.01	515.00	0.00
120-1111-6143-506-000	UNUSED LEAVE PAY	0.00	0.01	340.00	140.00
120-1111-6143-510-000	UNUSED LEAVE PAY	0.00	0.00	50.00	0.00
120-1112-6143-114-000	UNUSED LEAVE PAY-CERTIFIED	0.00	0.00	0.00	3,070.00
120-1112-6143-402-000	UNUSED LEAVE PAY	0.00	90.01	0.00	0.00
120-1112-6143-409-000	UNUSED LEAVE PAY	0.00	230.01	0.00	0.00
120-1112-6143-506-000	UNUSED LEAVE PAY	0.00	0.01	40.00	0.00
120-1113-6143-402-000	UNUSED LEAVE PAY	0.00	0.01	0.00	0.00
120-1113-6143-408-000	UNUSED LEAVE PAY	0.00	0.01	110.00	0.00
120-1113-6143-506-000	UNUSED LEAVE PAY-CERTIFIED	0.00	0.01	80.00	0.00
120-1114-6143-110-000	UNUSED LEAVE PAY-CERTIFIED	0.00	0.00	0.00	580.00
120-1114-6143-402-000	UNUSED LEAVE PAY	0.00	0.01	330.00	0.00
120-1114-6143-506-000	UNUSED LEAVE PAY-CERTIFIED	0.00	0.01	20.00	0.00
120-1117-6143-406-000	UNUSED LEAVE PAY	0.00	0.01	280.00	0.00
120-1121-6143-500-000	UNUSED LEAVE PAY	0.00	0.01	320.00	0.00
120-1125-6143-407-000	UNUSED LEAVE PAY	0.00	0.01	25.00	0.00
120-1125-6143-506-000	UNUSED LEAVE PAY	0.00	0.00	25.00	0.00
120-1129-6143-506-000	UNUSED LEAVE PAY	0.00	0.01	80.00	0.00
120-1129-6143-510-000	UNUSED LEAVE PAY	0.00	0.01	250.00	0.00
120-1131-6143-304-000	UNUSED LEAVE PAY-CERTIFIED	0.00	0.01	220.00	0.00
120-1131-6143-306-000	UNUSED LEAVE PAY	0.00	0.01	525.00	0.00
120-1133-6143-304-000	UNUSED LEAVE PAY-CERTIFIED	0.00	0.01	260.00	0.00
120-1133-6143-306-000	UNUSED LEAVE PAY-CERTIFIED	0.00	0.01	60.00	420.00
120-1134-6143-203-000	UNUSED LEAVE PAY-CERTIFIED	0.00	0.00	0.00	230.00
120-1134-6143-300-000	UNUSED LEAVE PAY	0.00	0.01	210.00	0.00
120-1135-6143-304-000	UNUSED LEAVE PAY	0.00	0.01	1,420.00	0.00
120-1135-6143-306-000	UNUSED LEAVE PAY-CERTIFIED	0.00	0.01	2,428.00	0.00
120-1137-6143-304-000	UNUSED LEAVE PAY-CERTIFIED	0.00	20.01	0.00	0.00
120-1137-6143-306-000	UNUSED LEAVE PAY	0.00	0.01	192.00	0.00
120-1139-6143-300-000	UNUSED LEAVE PAY-CERTIFIED	0.00	0.01	140.00	90.00
120-1139-6143-302-000	UNUSED LEAVE PAY-CERTIFIED	0.00	0.01	30.00	0.00
120-1139-6143-304-000	UNUSED LEAVE PAY-CERTIFIED	0.00	0.01	4,150.00	0.00
120-1143-6143-300-000	UNUSED LEAVE PAY	0.00	20.01	0.00	0.00
120-1145-6143-304-000	UNUSED LEAVE PAY	0.00	0.01	60.00	0.00
120-1151-6143-107-000	UNUSED LEAVE PAY-CERTIFIED	0.00	0.02	505.00	0.00
120-1153-6143-307-000	UNUSED LEAVE PAY-CERTIFIED	0.00	0.00	0.00	475.00

Account Code	Account Description	Budget Requested	1St Prior Year Actual	2Nd Prior Year Actual	3Rd Prior Year Actual
120-1159-6143-305-000	UNUSED LEAVE PAY-CERTIFIED	0.00	0.00	0.00	450.00
120-1159-6143-307-000	UNUSED LEAVE PAY-CERTIFIED	0.00	0.00	0.00	4,150.00
120-1161-6143-105-000	UNUSED LEAVE PAY-CERTIFIED	0.00	80.00	100.00	3,720.00
120-1161-6143-307-000	UNUSED LEAVE PAY-CERTIFIED	0.00	0.00	0.00	775.00
120-1163-6143-105-000	UNUSED LEAVE PAY-CERTIFIED	0.00	0.01	150.00	0.00
120-1163-6143-107-000	UNUSED LEAVE PAY-CERTIFIED	0.00	100.02	1,760.00	1,677.50
120-1165-6143-307-000	UNUSED LEAVE PAY-CERTIFIED	0.00	0.00	0.00	1,470.00
120-1169-6143-105-000	UNUSED LEAVE PAY-CERTIFIED	0.00	0.03	1,942.50	1,875.00
120-1169-6143-107-000	UNUSED LEAVE PAY-CERTIFIED	0.00	0.01	885.00	510.00
120-1171-6143-105-000	UNUSED LEAVE PAY-CERTIFIED	0.00	0.04	1,462.50	20.00
120-1171-6143-107-000	UNUSED LEAVE PAY-CERTIFIED	0.00	0.01	70.00	300.00
120-1173-6143-105-000	UNUSED LEAVE PAY-CERTIFIED	0.00	0.01	90.00	730.00
120-1173-6143-107-000	UNUSED LEAVE PAY-CERTIFIED	0.00	300.03	330.00	190.00
120-1175-6143-105-000	UNUSED LEAVE PAY-CERTIFIED	0.00	0.01	4,740.00	0.00
120-1175-6143-107-000	UNUSED LEAVE PAY-CERTIFIED	0.00	0.02	3,975.00	0.00
120-1179-6143-105-000	UNUSED LEAVE PAY	0.00	0.00	230.00	0.00
120-1179-6143-107-000	UNUSED LEAVE PAY-CERTIFIED	0.00	0.01	762.50	0.00
120-1250-6143-106-000	UNUSED LEAVE PAY	0.00	0.00	0.00	1,760.00
120-1250-6143-110-000	UNUSED LEAVE PAY	0.00	0.00	0.00	1,140.00
120-1250-6143-402-000	UNUSED LEAVE PAY	0.00	0.01	210.00	0.00
120-1271-6143-203-000	UNUSED LEAVE PAY-CERTIFIED	0.00	0.00	0.00	153.00
120-1271-6143-209-000	UNUSED LEAVE PAY-CERTIFIED	0.00	0.00	0.00	102.00
120-2122-6143-209-000	UNUSED LEAVE PAY-CERTIFIED	0.00	0.00	0.00	1,867.50
120-2222-6143-107-000	UNUSED LEAVE PAY	0.00	0.01	40.00	0.00
120-2411-6143-116-000	UNUSED LEAVE PAY-CERTIFIED	0.00	0.00	0.00	1,027.50
120-2411-6143-305-000	UNUSED LEAVE PAY-CERTIFIED	0.00	0.00	0.00	10,330.75
120-2411-6143-502-000	UNUSED LEAVE PAY	0.00	0.01	525.00	0.00
120-1211-6143-402-316	UNUSED LEAVE PAY	0.00	0.00	12.00	0.00
120-1211-6143-409-316	UNUSED LEAVE PAY - CERTIFIED	0.00	0.01	28.00	0.00
120-1212-6143-300-316	UNUSED LEAVE PAY	0.00	120.01	0.00	0.00
120-1150-6143-810-317	UNUSED LEAVE PAY	0.00	0.01	40.00	0.00
120-1228-6143-112-414	UNUSED LEAVE PAY-CERTIFIED	0.00	0.00	0.00	1,080.00
120-1228-6143-504-414	UNUSED LEAVE PAY	0.00	0.01	200.00	0.00
120-2213-6143-110-451	UNUSED LEAVE PAY	0.00	0.00	0.00	30.00
120-2213-6143-203-462	UNUSED LEAVE PAY-CERTIFIED	0.00	0.00	0.00	27.00
120-2213-6143-209-462	UNUSED LEAVE PAY-CERTIFIED	0.00	0.00	0.00	18.00
120-1283-6143-750-514	UNUSED LEAVE PAY - EC GRANT	0.00	0.01	140.00	0.00
120-2321-6143-800-522	UNUSED LEAVE PAY-CERTIFIED	0.00	0.01	360.00	4,815.00
120-2211-6143-800-527	UNUSED LEAVE PAY	0.00	0.01	682.50	0.00
OBJECT 6143 TOTAL	UNUSED LEAVE PAY - CERTIFIED	0.00	960.62	31,780.00	44,413.25
120-1110-6149-814-000	EARLY RET. INCENTV PAY CERT	0.00	0.00	0.00	62,780.16
120-1130-6149-814-000	EARLY RET. INCENTV PAY CERT	0.00	0.00	0.00	49,177.08
120-1150-6149-814-000	EARLY RET. INCENTV PAY CERT	0.00	0.00	0.00	41,401.56
OBJECT 6149 TOTAL	EARLY RET. INCENTIVE PAY - CERT	0.00	0.00	0.00	153,358.80

Account Code	Account Description	Budget Requested	1St Prior Year Actual	2Nd Prior Year Actual	3Rd Prior Year Actual
110-1283-6152-750-514	SALARIESMANAGERIAL	0.00	15,338.21	19,594.32	0.00
110-3500-6152-750-516	SALARIESMANAGERIAL - PAT	0.00	58,650.24	69,313.92	33,977.58
110-2134-6152-750-518	SALARIESMANAGERIAL	0.00	23,007.23	29,391.60	28,814.88
110-2521-6152-800-524	SALARIESMANAGERIAL	13,284,400.00	196,516.80	189,817.90	186,095.96
110-2663-6152-810-530	SALARIES MANAGERIAL	0.00	137,385.08	186,765.96	183,102.88
500-2561-6152-810-531	SALARIESMANAGERIAL	122,000.00	102,800.06	121,490.88	64,729.00
110-2631-6152-810-533	SALARIESMANAGERIAL	0.00	63,512.24	134,219.80	131,588.00
110-2552-6152-820-541	SALARIESMANAGERIAL	0.00	143,848.76	170,003.02	208,375.63
110-2554-6152-820-543	SALARIESMANAGERIAL - SSD	0.00	4,368.54	5,162.82	5,061.67
110-2541-6152-840-550	SALARIESMANAGERIAL	0.00	130,790.00	193,906.74	201,676.98
110-2542-6152-840-550	SALARIESMANAGERIAL	0.00	48,078.36	17,483.04	0.00
OBJECT 6152 TOTAL	SALARIESMANAGERIAL	13,406,400.00	924,295.52	1,137,150.00	1,043,422.58
110-1285-6153-130-514	SAL TECHNICAL - EC GRANT	0.00	0.00	0.00	58,224.92
110-1286-6153-130-514	SALARIESTECHNICAL - EC GRANT	0.00	0.00	0.00	263,460.66
OBJECT 6153 TOTAL	SALARIESTECHNICAL	0.00	0.00	0.00	321,685.58
110-2112-6154-305-000	SALARIESOFFICE/CLERICAL	0.00	0.00	0.00	29,130.08
110-2112-6154-307-000	SALARIESOFFICE/CLERICAL	0.00	0.00	0.00	20,492.64
110-2122-6154-105-000	SALARIESOFFICE/CLERICAL	0.00	0.00	31,078.96	64,605.12
110-2122-6154-107-000	SALARIESOFFICE/CLERICAL	0.00	51,497.60	54,522.40	55,838.40
110-2211-6154-105-000	SALARIES - HOURLY 12 MONTH	0.00	11,916.00	0.00	0.00
110-2211-6154-107-000	Salaries Office/Clerical	0.00	10,882.08	0.00	0.00
110-2212-6154-441-000	SALARIESOFFICE/CLERICAL	0.00	0.00	0.00	17,908.80
110-2222-6154-107-000	SALARIESOFFICE/CLERICAL, EXTLVE	0.00	0.00	646.80	914.32
110-2222-6154-305-000	SALARIESOFFICE/CLERICAL	0.00	0.00	0.00	27,730.62
110-2222-6154-307-000	SALARIESOFFICE/CLERICAL	0.00	0.00	0.00	28,667.84
110-2411-6154-102-000	SALARIESOFFICE/CLERICAL	0.00	0.00	0.00	54,653.87
110-2411-6154-105-000	SALARIESOFFICE/CLERICAL	0.00	68,235.20	80,641.60	202,389.76
110-2411-6154-106-000	SALARIESOFFICE/CLERICAL	0.00	0.00	0.00	55,421.84
110-2411-6154-107-000	SALARIESOFFICE/CLERICAL	0.00	61,564.80	71,690.10	186,115.52
110-2411-6154-108-000	SALARIESOFFICE/CLERICAL	0.00	0.00	0.00	54,899.63
110-2411-6154-110-000	SALARIESOFFICE/CLERICAL	0.00	0.00	0.00	56,986.06
110-2411-6154-111-000	SALARIESOFFICE/CLERICAL	0.00	0.00	0.00	52,589.04
110-2411-6154-112-000	SALARIESOFFICE/CLERICAL	0.00	0.00	0.00	60,048.01
110-2411-6154-114-000	SALARIESOFFICE/CLERICAL	0.00	0.00	0.00	59,421.35
110-2411-6154-116-000	SALARIESOFFICE/CLERICAL	0.00	0.00	0.00	57,692.91
110-2411-6154-118-000	SALARIESOFFICE/CLERICAL	0.00	0.00	0.00	53,968.10
110-2411-6154-120-000	SALARIESOFFICE/CLERICAL	0.00	0.00	0.00	52,654.58
110-2411-6154-203-000	SALARIESOFFICE/CLERICAL	0.00	0.00	0.00	62,836.80
110-2411-6154-205-000	SALARIESOFFICE/CLERICAL	0.00	0.00	0.00	65,741.56
110-2411-6154-207-000	SALARIESOFFICE/CLERICAL	0.00	0.00	0.00	64,204.64
110-2411-6154-209-000	SALARIESOFFICE/CLERICAL	0.00	0.00	0.00	59,661.24
110-2542-6154-105-000	SALARIES - HOURLY 12 MONTH	0.00	289,781.37	327,583.17	0.00
110-2542-6154-107-000	SALARIES - HOURLY 12 MONTH	0.00	338,287.99	409,644.98	0.00
110-2542-6154-300-000	SALARIES - HOURLY 12 MONTH	0.00	122,041.39	158,309.55	0.00

Account Code	Account Description	Budget Requested	1St Prior Year Actual	2Nd Prior Year Actual	3Rd Prior Year Actual
110-2542-6154-302-000	SALARIES - HOURLY 12 MONTH	0.00	116,227.74	156,917.64	0.00
110-2542-6154-304-000	SALARIES - HOURLY 12 MONTH	0.00	87,327.84	114,521.91	0.00
110-2542-6154-306-000	SALARIES - HOURLY 12 MONTH	0.00	123,320.42	153,474.70	0.00
110-2542-6154-402-000	SALARIESOFFICE/CLERICAL	0.00	87,095.63	101,424.59	0.00
110-2542-6154-406-000	SALARIES - HOURLY 12 MONTH	0.00	93,941.52	109,448.90	0.00
110-2542-6154-407-000	SALARIES - HOURLY 12 MONTH	0.00	71,608.62	94,022.91	0.00
110-2542-6154-408-000	SALARIES - HOURLY 12 MONTH	0.00	29,745.02	63,485.68	0.00
110-2542-6154-409-000	SALARIES - HOURLY 12 MONTH	0.00	71,918.16	85,468.18	0.00
110-2542-6154-500-000	SALARIES - HOURLY 12 MONTH	0.00	46,672.61	55,250.88	0.00
110-2542-6154-502-000	SALARIES - HOURLY 12 MONTH	0.00	60,948.98	86,282.66	0.00
110-2542-6154-504-000	SALARIES - HOURLY 12 MONTH	0.00	86,234.13	130,495.87	0.00
110-2542-6154-506-000	SALARIES - HOURLY 12 MONTH	0.00	85,438.28	95,917.63	0.00
110-2542-6154-510-000	SALARIES - HOURLY 12 MONTH	0.00	75,914.11	96,833.11	0.00
110-2542-6154-810-000	SALARIES - HOURLY 12 MONTH	0.00	21,524.80	25,585.16	0.00
110-2542-6154-840-000	SALARIESOFFICE/CLERICAL	0.00	107,871.96	137,674.10	0.00
110-2126-6154-800-309	SALARIESOFFICE/CLERICAL	0.00	29,382.49	38,452.22	41,329.60
110-2121-6154-800-310	SALARIESOFFICE/CLERICAL	0.00	38,473.60	45,468.80	44,096.00
110-1211-6154-134-316	SALARIESOFFICE/CLERICAL	0.00	0.00	0.00	13,094.87
110-1150-6154-115-318	SALARIESOFFICE/CLERICAL	0.00	28,036.80	33,134.40	66,713.93
110-2542-6154-115-318	SALARIES -HOURLY 12 MONTH	0.00	43,774.85	53,601.18	0.00
110-2212-6154-800-331	SALARIESOFFICE/CLERICAL	0.00	56,959.02	38,001.60	48,025.75
110-2212-6154-840-332	SALARIESOFFICE/CLERICAL	0.00	15,743.20	18,605.60	0.00
110-2212-6154-840-333	SALARIESOFFICE/CLERICAL	0.00	15,743.20	18,605.60	17,908.80
110-2222-6154-840-336	SALARIESOFFICE/CLERICAL	0.00	32,331.20	38,209.60	49,931.66
110-2213-6154-421-427	SALARIESOFFICE/CLERICAL	0.00	0.00	0.00	5,755.00
110-1281-6154-750-514	SALARIES OFC/CLERICAL-EC GRANT	0.00	31,890.00	40,248.00	38,833.60
110-1287-6154-750-514	SALARIESOFFICE/CLERICAL	0.00	16,036.81	16,889.88	0.00
110-2321-6154-800-522	SALARIESOFFICE/CLERICAL	0.00	56,370.97	57,594.97	55,433.60
110-2641-6154-800-523	SALARIESOFFICE/CLERICAL	0.00	110,736.93	135,656.44	127,546.13
110-2521-6154-800-524	SALARIESOFFICE/CLERICAL	0.00	233,626.53	266,725.44	248,403.42
110-2523-6154-800-524	SALARIESOFFICE/CLERICAL	0.00	47,461.82	56,375.75	32,760.00
110-2542-6154-800-525	SALARIES - HOURLY 12 MONTH	0.00	29,673.60	35,271.12	0.00
110-2211-6154-800-526	SALARIESOFFICE/CLERICAL	0.00	0.00	51,303.23	48,984.00
110-2211-6154-800-527	SALARIESOFFICE/CLERICAL	0.00	0.00	149.50	20,346.44
110-2664-6154-810-530	SALARIESOFFICE/CLERICAL	0.00	513,274.93	617,123.98	69,878.58
500-2561-6154-810-531	SALARIESOFFICE/CLERICAL	110,000.00	25,089.84	40,678.40	118,447.80
500-2562-6154-810-531	SALARIES - HOURLY 12 MONTH	0.00	56,530.53	68,780.63	0.00
110-2631-6154-810-533	SALARIESOFFICE/CLERICAL	0.00	33,193.60	39,228.80	37,835.20
110-3100-6154-810-534	SALARIESOFFICE/CLERICAL	0.00	29,786.97	35,172.80	33,800.00
110-2545-6154-820-541	SALARIES - HOURLY 12 MONTH	0.00	2,216.31	2,686.67	0.00
110-2552-6154-820-541	SALARIESOFFICE/CLERICAL	0.00	204,803.91	252,574.96	44,105.24
110-2558-6154-820-541	SALARIES - HOURLY 12 MONTH	0.00	678.70	980.31	0.00
110-2559-6154-820-542	SALARIESOFFICE/CLERICAL	0.00	11,599.91	14,667.30	0.00
110-2554-6154-820-543	SALARIESOFFICE/CLERICAL - SSD	0.00	75,280.25	90,564.84	46,508.76

Account Code	Account Description	Budget Requested	1St Prior Year Actual	2Nd Prior Year Actual	3Rd Prior Year Actual
110-2540-6154-840-550	SALARIESOFFICE/CLERICAL	0.00	78,555.15	41,287.20	0.00
110-2541-6154-840-550	SALARIESOFFICE/CLERICAL	0.00	27,156.80	32,094.40	33,584.08
110-2542-6154-840-550	SALARIESOFFICE/CLERICAL	0.00	873,924.89	1,103,763.70	0.00
110-3500-6154-131-555	SALARIES OFC/CLERICAL - PAT	0.00	0.00	0.00	24,396.20
110-2541-6154-840-560	SALARIESOFFICE/CLERICAL	0.00	29,812.33	35,172.80	33,865.00
110-2542-6154-840-560	SALARIES - HOURLY 12 MONTH	0.00	321,331.59	340,905.64	0.00
600-1410-6154-510-655	SALARIES - HOURLY 12 MONTH	0.00	115.38	0.00	0.00
110-2211-6154-109-750	SALARIESOFFICE/CLERICAL	0.00	28,962.28	77,646.40	75,920.00
OBJECT 6154 TOTAL	SALARIES - HOURLY 12 MONTH	110,000.00	5,218,550.64	6,378,543.64	2,822,076.39
110-1182-6155-320-000	SALARIESNON CERT NURSES	0.00	0.00	0.00	3,570.00
110-1182-6155-416-000	SALARIESNON CERT NURSES	0.00	0.00	0.00	1,155.00
110-2134-6155-410-000	SALARIESNON CERT NURSES	0.00	0.00	0.00	565,365.28
110-1150-6155-330-358	SALARIESNON CERT NURSES	0.00	0.00	0.00	29,409.85
110-1283-6155-130-514	SAL NON CERT NURSES - EC GRANT	0.00	0.00	0.00	19,210.08
OBJECT 6155 TOTAL	SALARIES NON CERT NURSES, HRAs	0.00	0.00	0.00	618,710.21
110-1150-6156-307-000	SALAIDES & TCHR CLERKS	0.00	0.00	0.00	40.00
110-3512-6156-128-000	SALARIES TCHR CLERKS-EC TUITION	0.00	0.00	0.00	37,090.40
110-1271-6156-451-497	SAL TCHR CLERKS-REFUGEE GRANT	0.00	0.00	0.00	12,308.80
110-1281-6156-129-514	SALARIES TCHR CLERKS - SUMMER	0.00	0.00	0.00	420.00
110-1283-6156-129-514	SALARIES TCHR CLERKS - SUMMER	0.00	0.00	0.00	5,675.01
110-1284-6156-130-514	SALARIES TCHR CLERKS - EC GRANT	0.00	0.00	0.00	329,660.87
OBJECT 6156 TOTAL	SALARIES TCHR CLERKS, AIDES, PARA	0.00	0.00	0.00	385,195.08
110-2540-6157-604-000	SALARIESCRAFTS & TRADES	0.00	0.00	0.00	740,408.91
110-2545-6157-606-000	SALARIESCRAFTS & TRADES	0.00	0.00	0.00	3,256.83
110-2552-6157-606-000	SALARIESCRAFTS & TRADES	0.00	0.00	0.00	164,012.91
110-2554-6157-608-000	SALARIESCRAFTS & TRADES - SSD	0.00	0.00	0.00	24,850.47
110-2558-6157-606-000	SALARIESCRAFTS & TRADES	0.00	0.00	0.00	521.43
110-2559-6157-607-000	SALARIESCRAFTS & TRADES-EC	0.00	0.00	0.00	14,910.09
110-2664-6157-816-000	SALARIESCRAFTS & TRADES	0.00	0.00	0.00	7,324.80
110-2664-6157-818-000	SALARIESCRAFTS & TRADES	0.00	0.00	0.00	509,673.37
500-2562-6157-610-000	SALARIESCRAFTS & TRADES	0.00	0.00	0.00	1,242.45
OBJECT 6157 TOTAL	SALARIES CRAFTS & TRADES	0.00	0.00	0.00	1,466,201.26
110-1110-6158-402-000	SALARIES - HOURLY SCHOOL YEAR	0.00	0.00	11,101.92	0.00
110-1110-6158-406-000	SALARIES - HOURLY SCHOOL YEAR	0.00	0.00	10,750.64	0.00
110-1110-6158-407-000	SALARIES - HOURLY SCHOOL YEAR	0.00	0.00	11,101.92	0.00
110-1110-6158-408-000	SALARIES - HOURLY SCHOOL YEAR	0.00	0.00	7,562.96	0.00
110-1110-6158-409-000	SALARIES - HOURLY SCHOOL YEAR	0.00	0.00	22,812.34	0.00
110-1110-6158-500-000	SALARIES - HOURLY SCHOOL YEAR	0.00	0.00	11,101.92	0.00
110-1110-6158-502-000	SALARIES - HOURLY SCHOOL YEAR	0.00	0.00	14,289.60	0.00
110-1110-6158-504-000	SALARIES - HOURLY SCHOOL YEAR	0.00	0.00	11,101.92	0.00
110-1110-6158-506-000	SALARIES - HOURLY SCHOOL YEAR	0.00	0.00	11,101.92	0.00
110-2112-6158-105-000	SALARIES - HOURLY SCHOOL YEAR	0.00	15,381.68	20,897.57	0.00
110-2112-6158-107-000	SALARIES - HOURLY SCHOOL YEAR	0.00	17,982.00	21,379.60	0.00
110-2122-6158-105-000	SALARIES - HOURLY SCHOOL YEAR	0.00	19,624.24	3,401.12	0.00

Account Code	Account Description	Budget Requested	1St Prior Year Actual	2Nd Prior Year Actual	3Rd Prior Year Actual
110-2122-6158-107-000	SALARIES - HOURLY SCHOOL YEAR	0.00	22,100.88	26,500.32	0.00
110-2222-6158-105-000	SALARIES - HOURLY SCHOOL YEAR	0.00	24,234.08	28,678.72	0.00
110-2222-6158-107-000	SALARIES - HOURLY SCHOOL YEAR	0.00	24,350.00	30,679.04	0.00
110-2411-6158-105-000	SALARIES - HOURLY SCHOOL YEAR	0.00	108,058.48	130,120.00	0.00
110-2411-6158-107-000	SALARIES - HOURLY SCHOOL YEAR	0.00	98,496.94	119,046.80	0.00
110-2411-6158-300-000	SALARIES - HOURLY SCHOOL YEAR	0.00	56,623.20	68,449.28	0.00
110-2411-6158-302-000	SALARIES - HOURLY SCHOOL YEAR	0.00	54,258.96	67,302.64	0.00
110-2411-6158-304-000	SALARIES - HOURLY SCHOOL YEAR	0.00	52,449.68	62,776.56	0.00
110-2411-6158-306-000	SALARIES - HOURLY SCHOOL YEAR	0.00	53,383.43	65,844.24	0.00
110-2411-6158-402-000	SALARIES - HOURLY SCHOOL YEAR	0.00	48,263.28	59,646.36	0.00
110-2411-6158-406-000	SALARIES - HOURLY SCHOOL YEAR	0.00	48,508.25	58,261.13	0.00
110-2411-6158-407-000	SALARIES - HOURLY SCHOOL YEAR	0.00	44,514.32	57,501.60	0.00
110-2411-6158-408-000	SALARIES - HOURLY SCHOOL YEAR	0.00	49,823.07	59,874.48	0.00
110-2411-6158-409-000	SALARIES - HOURLY SCHOOL YEAR	0.00	47,148.34	55,809.60	0.00
110-2411-6158-500-000	SALARIES - HOURLY SCHOOL YEAR	0.00	51,659.26	63,147.01	0.00
110-2411-6158-502-000	SALARIES - HOURLY SCHOOL YEAR	0.00	50,018.68	61,014.78	0.00
110-2411-6158-504-000	SALARIES - HOURLY SCHOOL YEAR	0.00	46,172.56	56,585.76	0.00
110-2411-6158-506-000	SALARIES - HOURLY SCHOOL YEAR	0.00	45,426.23	60,772.95	0.00
110-2411-6158-510-000	SALARIES - HOURLY SCHOOL YEAR	0.00	40,982.50	47,492.08	0.00
110-3512-6158-750-000	SALARIES - HOURLY SCHOOL YEAR	0.00	15,636.59	2,943.93	0.00
500-2562-6158-105-000	SALARIES - HOURLY SCHOOL YEAR	0.00	0.00	16,646.40	0.00
500-2562-6158-107-000	SALARIES - HOURLY SCHOOL YEAR	0.00	0.00	17,546.90	0.00
500-2562-6158-300-000	SALARIES - HOURLY SCHOOL YEAR	0.00	0.00	18,428.45	0.00
500-2562-6158-302-000	SALARIES - HOURLY SCHOOL YEAR	0.00	0.00	14,446.59	0.00
500-2562-6158-304-000	SALARIES - HOURLY SCHOOL YEAR	0.00	0.00	16,939.27	0.00
500-2562-6158-306-000	SALARIES - HOURLY SCHOOL YEAR	0.00	0.00	23,622.48	0.00
500-2562-6158-402-000	SALARIES - HOURLY SCHOOL YEAR	0.00	0.00	18,038.12	0.00
500-2562-6158-406-000	SALARIES - HOURLY SCHOOL YEAR	0.00	0.00	20,546.74	0.00
500-2562-6158-407-000	SALARIES - HOURLY SCHOOL YEAR	0.00	0.00	17,128.23	0.00
500-2562-6158-408-000	SALARIES - HOURLY SCHOOL YEAR	0.00	0.00	17,921.72	0.00
500-2562-6158-409-000	SALARIES - HOURLY SCHOOL YEAR	0.00	0.00	23,932.08	0.00
500-2562-6158-500-000	SALARIES - HOURLY SCHOOL YEAR	0.00	0.00	17,999.32	0.00
500-2562-6158-502-000	SALARIES - HOURLY SCHOOL YEAR	0.00	0.00	23,859.84	0.00
500-2562-6158-504-000	SALARIES - HOURLY SCHOOL YEAR	0.00	0.00	17,956.64	0.00
500-2562-6158-506-000	SALARIES - HOURLY SCHOOL YEAR	0.00	0.00	16,334.87	0.00
500-2562-6158-510-000	SALARIES - HOURLY SCHOOL YEAR	0.00	0.00	16,289.04	0.00
500-2562-6158-610-000	SALARIESOPERATIVE 610	0.00	0.00	0.00	65,312.00
110-1271-6158-800-310	SALARIESOPERATIVE	0.00	6,395.98	0.00	0.00
110-1211-6158-810-316	SALARIES - HOURLY SCHOOL YEAR	0.00	13,104.72	15,998.80	0.00
110-1150-6158-115-318	SALARIES - HOURLY SCHOOL YEAR	0.00	26,193.59	32,602.48	0.00
110-2134-6158-115-318	SALARIES - NURSES	0.00	23,845.38	12,489.20	0.00
110-2212-6158-840-335	SALARIES - HOURLY SCHOOL YEAR	0.00	17,362.80	21,535.00	0.00
110-2222-6158-840-336	SALARIES - HOURLY SCHOOL YEAR	0.00	13,105.85	15,998.80	0.00
110-1391-6158-840-427	SALARIES - HOURLY SCHOOL YEAR	6,000.00	5,690.00	5,973.00	0.00

Account Code	Account Description	Budget Requested	1St Prior Year Actual	2Nd Prior Year Actual	3Rd Prior Year Actual
110-1271-6158-800-461	SALARIES - HOURLY SCHOOL YEAR	11,000.00	0.00	0.00	0.00
110-1271-6158-800-497	SALARIESOPERATIVE	58,600.00	21,974.62	47,552.75	0.00
110-1284-6158-750-514	SALARIES - HOURLY SCHOOL YEAR	0.00	308,993.39	363,403.61	0.00
110-1285-6158-750-514	SALARIES - HOURLY SCHOOL YEAR	0.00	50,184.89	60,607.00	0.00
110-1286-6158-750-514	SALARIES - HOURLY SCHOOL YEAR	0.00	193,738.06	271,032.02	0.00
110-3500-6158-750-516	SALARIES - HOURLY PT SCHOOL YR	0.00	21,430.40	26,420.10	0.00
110-2134-6158-750-518	SALARIES - HOURLY SCHOOL YEAR	0.00	397,767.29	578,972.99	0.00
500-2561-6158-810-531	SALARIES - HOURLY SCHOOL YEAR	385,000.00	22,822.62	26,045.84	0.00
500-2562-6158-105-531	SALARIES - HOURLY SCHOOL YEAR	0.00	17,568.67	3,352.40	0.00
500-2562-6158-107-531	SALARIES - HOURLY SCHOOL YEAR	0.00	18,317.03	3,558.65	0.00
500-2562-6158-300-531	SALARIES - HOURLY SCHOOL YEAR	0.00	19,592.41	3,773.88	0.00
500-2562-6158-302-531	SALARIES - HOURLY SCHOOL YEAR	0.00	16,456.41	3,005.63	0.00
500-2562-6158-304-531	SALARIES - HOURLY SCHOOL YEAR	0.00	17,868.59	3,441.95	0.00
500-2562-6158-306-531	SALARIES - HOURLY SCHOOL YEAR	0.00	24,482.96	4,814.28	0.00
500-2562-6158-402-531	SALARIES - HOURLY SCHOOL YEAR	0.00	16,491.45	3,604.52	0.00
500-2562-6158-406-531	SALARIES - HOURLY SCHOOL YEAR	0.00	20,836.41	4,130.92	0.00
500-2562-6158-407-531	SALARIES - HOURLY SCHOOL YEAR	0.00	17,861.18	3,441.95	0.00
500-2562-6158-408-531	SALARIES - HOURLY SCHOOL YEAR	0.00	18,712.08	3,604.52	0.00
500-2562-6158-409-531	SALARIES - HOURLY SCHOOL YEAR	0.00	25,217.88	4,783.32	0.00
500-2562-6158-500-531	SALARIES - HOURLY SCHOOL YEAR	0.00	17,549.48	3,604.52	0.00
500-2562-6158-502-531	SALARIES - HOURLY SCHOOL YEAR	0.00	24,979.44	4,783.32	0.00
500-2562-6158-504-531	SALARIES - HOURLY SCHOOL YEAR	0.00	16,381.52	3,596.76	0.00
500-2562-6158-506-531	SALARIES - HOURLY SCHOOL YEAR	0.00	16,835.53	3,338.18	0.00
500-2562-6158-510-531	SALARIES - HOURLY SCHOOL YEAR	0.00	16,974.62	3,482.70	0.00
OBJECT 6158 TOTAL	SALARIES - HOURLY SCHOOL YEAR	460,600.00	2,463,831.90	3,175,636.49	65,312.00
110-2540-6159-604-000	SALARIESLABORER	0.00	0.00	0.00	420,651.62
110-2542-6159-102-000	SALARIESLABORER	0.00	0.00	0.00	99,297.52
110-2542-6159-106-000	SALARIESLABORER	0.00	0.00	0.00	106,724.29
110-2542-6159-108-000	SALARIESLABORER	0.00	0.00	0.00	85,793.48
110-2542-6159-110-000	SALARIESLABORER	0.00	0.00	0.00	68,964.96
110-2542-6159-111-000	SALARIESLABORER	0.00	0.00	0.00	82,071.30
110-2542-6159-112-000	SALARIESLABORER	0.00	0.00	0.00	81,078.94
110-2542-6159-114-000	SALARIESLABORER	0.00	0.00	0.00	86,495.91
110-2542-6159-116-000	SALARIESLABORER	0.00	0.00	0.00	94,603.29
110-2542-6159-118-000	SALARIESLABORER	0.00	0.00	0.00	149,235.75
110-2542-6159-120-000	SALARIESLABORER	0.00	0.00	0.00	103,766.28
110-2542-6159-203-000	SALARIESLABORER	0.00	0.00	0.00	152,887.29
110-2542-6159-205-000	SALARIESLABORER	0.00	0.00	0.00	146,009.88
110-2542-6159-207-000	SALARIESLABORER	0.00	0.00	0.00	152,239.11
110-2542-6159-209-000	SALARIESLABORER	0.00	0.00	0.00	136,771.80
110-2542-6159-305-000	SALARIESLABORER	0.00	0.00	0.00	365,594.67
110-2542-6159-307-000	SALARIESLABORER	0.00	0.00	0.00	378,360.36
110-2542-6159-309-000	SALARIESLABORER	0.00	0.00	0.00	24,364.48
110-2542-6159-612-000	SALARIESLABORER	0.00	0.00	0.00	72,159.27

Account Code	Account Description	Budget Requested	1St Prior Year Actual	2Nd Prior Year Actual	3Rd Prior Year Actual
110-2542-6159-812-000	SALARIESLABORER	0.00	0.00	0.00	33,980.94
110-2542-6159-106-001	SALARIESLABORER, EXT LEAVE	0.00	0.00	0.00	207.60
110-2542-6159-307-001	SALARIESLABORER - EXT. LEAVE	0.00	0.00	0.00	900.80
110-2542-6159-330-358	SALARIESLABORER	0.00	0.00	0.00	35,293.60
110-1287-6159-130-514	SALARIESLABORER - EC GRANT	0.00	0.00	0.00	17,635.56
OBJECT 6159 TOTAL	SALARIES LABORER	0.00	0.00	0.00	2,895,088.70
110-2214-6161-449-000	SALNONCERT EMP TRAINING -SB 380	0.00	0.00	0.00	140.00
OBJECT 6161 TOTAL	SAL NONCERT EMPL TRAINING	0.00	0.00	0.00	140.00
110-1110-6162-402-000	SALARIES - HOURLY PT SCHOOL YEAR	0.00	14,385.29	25,727.60	0.00
110-1110-6162-406-000	SALARIES - HOURLY PT SCHOOL YEAR	0.00	22,896.64	15,467.04	0.00
110-1110-6162-407-000	SALARIES - HOURLY PT SCHOOL YEAR	0.00	25,662.66	32,269.24	0.00
110-1110-6162-408-000	SALARIES - HOURLY PT SCHOOL YEAR	0.00	14,451.50	23,915.49	0.00
110-1110-6162-409-000	SALARIES - HOURLY PT SCHOOL YEAR	0.00	12,359.04	21,648.04	0.00
110-1110-6162-500-000	SALARIES - HOURLY PT SCHOOL YEAR	0.00	18,039.98	35,731.08	0.00
110-1110-6162-502-000	SALARIES - HOURLY PT SCHOOL YEAR	0.00	15,380.77	31,774.20	0.00
110-1110-6162-504-000	SALARIES - HOURLY PT SCHOOL YEAR	0.00	19,750.44	26,296.95	0.00
110-1110-6162-506-000	SALARIES - HOURLY PT SCHOOL YEAR	0.00	26,220.15	24,151.93	0.00
110-1110-6162-510-000	SALARIES - HOURLY PT SCHOOL YEAR	0.00	19,331.07	25,165.42	0.00
110-1130-6162-300-000	SALARIES - HOURLY PT SCHOOL YEAR	0.00	4,726.89	6,060.96	0.00
110-1130-6162-302-000	SALARIES - HOURLY PT SCHOOL YEAR	0.00	4,546.56	6,453.50	0.00
110-1130-6162-304-000	SALARIES - HOURLY PT SCHOOL YEAR	0.00	3,259.41	4,401.05	0.00
110-1130-6162-306-000	SALARIES - HOURLY PT SCHOOL YEAR	0.00	4,899.15	7,341.17	0.00
110-1150-6162-105-000	SALARIES - HOURLY PT SCHOOL YEAR	0.00	7,787.48	10,197.98	0.00
110-1150-6162-107-000	SALARIES - HOURLY PT SCHOOL YEAR	0.00	13,795.26	10,759.98	0.00
110-2411-6162-300-000	SALARIES - HOURLY PT SCHOOL YEAR	0.00	6,991.06	8,068.80	0.00
110-2411-6162-302-000	SALARIES - HOURLY PT SCHOOL YEAR	0.00	6,323.94	8,446.26	0.00
110-2411-6162-304-000	SALARIES - HOURLY PT SCHOOL YEAR	0.00	6,185.40	8,355.36	0.00
110-2411-6162-306-000	SALARIES - HOURLY PT SCHOOL YEAR	0.00	6,991.10	8,068.80	0.00
500-2562-6162-105-000	SALARIES-HOURLY PT SCHOOL YEAR	0.00	6,874.92	151,721.51	0.00
500-2562-6162-107-000	SALARIES-HOURLY PT SCHOOL YEAR	0.00	38.08	112,156.47	0.00
500-2562-6162-300-000	SALARIES-HOURLY PT SCHOOL YEAR	0.00	10,397.24	22,372.35	0.00
500-2562-6162-302-000	SALARIES-HOURLY PT SCHOOL YEAR	0.00	4,695.74	26,949.81	0.00
500-2562-6162-304-000	SALARIES-HOURLY PT SCHOOL YEAR	0.00	6,658.50	22,168.59	0.00
500-2562-6162-306-000	SALARIES-HOURLY PT SCHOOL YEAR	0.00	1,527.96	53,083.46	0.00
500-2562-6162-402-000	SALARIES-HOURLY PT SCHOOL YEAR	0.00	0.00	28,697.72	0.00
500-2562-6162-406-000	SALARIES-HOURLY PT SCHOOL YEAR	0.00	1,282.82	32,302.14	0.00
500-2562-6162-407-000	SALARIES-HOURLY PT SCHOOL YEAR	0.00	380.80	13,609.34	0.00
500-2562-6162-408-000	SALARIES-HOURLY PT SCHOOL YEAR	0.00	804.44	24,643.65	0.00
500-2562-6162-409-000	SALARIES-HOURLY PT SCHOOL YEAR	0.00	0.00	14,123.36	0.00
500-2562-6162-500-000	SALARIES-HOURLY PT SCHOOL YEAR	0.00	0.00	21,905.52	0.00
500-2562-6162-502-000	SALARIES - HOURLY PT SCHOOL YEAR	0.00	2,741.76	16,940.50	0.00
500-2562-6162-504-000	SALARIES-HOURLY PT SCHOOL YEAR	0.00	0.00	21,532.70	0.00
500-2562-6162-506-000	SALARIES-HOURLY PT SCHOOL YEAR	0.00	0.00	27,669.59	0.00
500-2562-6162-510-000	SALARIES-HOURLY PT SCHOOL YEAR	0.00	0.00	18,267.33	0.00

Account Code	Account Description	Budget Requested	1St Prior Year Actual	2Nd Prior Year Actual	3Rd Prior Year Actual
110-1150-6162-115-318	SALARIES-HOURLY PT SCHOOL YEAR	0.00	6,931.20	6,969.60	0.00
110-2134-6162-750-518	SALARIES - HOURLY PT SCHOOL YEAR	0.00	89,819.12	187,422.48	0.00
110-2312-6162-800-521	SALARIES-HOURLY PT SCHOOL YEAR	0.00	290.65	7,214.05	0.00
110-2546-6162-800-524	SALARIES - HOURLY PT SCHOOL YEAR	0.00	108,101.16	198,849.33	0.00
110-2546-6162-800-526	SALARIES-HOURLY PT SCHOOL YEAR	0.00	16,475.00	0.00	0.00
500-2562-6162-105-531	SALARIES-HOURLY PT SCHOOL YEAR	0.00	124,186.27	28,686.61	0.00
500-2562-6162-107-531	SALARIES-HOURLY PT SCHOOL YEAR	0.00	96,007.21	24,246.82	0.00
500-2562-6162-300-531	SALARIES-HOURLY PT SCHOOL YEAR	0.00	17,800.82	3,825.68	0.00
500-2562-6162-302-531	SALARIES-HOURLY PT SCHOOL YEAR	0.00	13,146.94	5,296.16	0.00
500-2562-6162-304-531	SALARIES-HOURLY PT SCHOOL YEAR	0.00	0.00	2,323.86	0.00
500-2562-6162-306-531	SALARIES-HOURLY PT SCHOOL YEAR	0.00	46,974.52	10,695.19	0.00
500-2562-6162-402-531	SALARIES-HOURLY PT SCHOOL YEAR	0.00	26,517.67	6,157.62	0.00
500-2562-6162-406-531	SALARIES-HOURLY PT SCHOOL YEAR	0.00	31,047.83	6,525.09	0.00
500-2562-6162-407-531	SALARIES-HOURLY PT SCHOOL YEAR	0.00	22,607.91	2,687.37	0.00
500-2562-6162-408-531	SALARIES-HOURLY PT SCHOOL YEAR	0.00	17,618.54	4,468.68	0.00
500-2562-6162-409-531	SALARIES-HOURLY PT SCHOOL YEAR	0.00	14,524.66	1,633.50	0.00
500-2562-6162-500-531	SALARIES-HOURLY PT SCHOOL YEAR	0.00	15,629.80	4,391.29	0.00
500-2562-6162-502-531	SALARIES-HOURLY PT SCHOOL YEAR	0.00	13,349.42	3,196.64	0.00
500-2562-6162-504-531	SALARIES-HOURLY PT SCHOOL YEAR	0.00	26,702.67	4,743.05	0.00
500-2562-6162-506-531	SALARIES-HOURLY PT SCHOOL YEAR	0.00	28,035.04	5,516.27	0.00
500-2562-6162-510-531	SALARIES-HOURLY PT SCHOOL YEAR	0.00	25,478.90	3,892.92	0.00
500-2562-6162-810-531	SALARIES-HRLY PT SCHL YEAR-EXT LVE	755,000.00	0.00	3,307.50	0.00
110-2552-6162-820-541	SALARIES - HOURLY PT SCHOOL YEAR	0.00	1,109,260.43	1,319,298.48	0.00
110-2559-6162-820-542	SALARIES - HOURLY PT SCHOOL YEAR	0.00	112,771.51	135,641.82	0.00
110-2554-6162-820-543	SALARIES - HOURLY PT SCHOOL YEAR	0.00	333,995.11	396,373.37	0.00
OBJECT 6162 TOTAL	SALARIES-HOURLY PT SCHOOL YEAR	755,000.00	2,586,658.43	3,321,808.27	0.00
110-2663-6163-811-000	SALPT TECHNICAL 20HRS	0.00	0.00	0.00	1,470.00
OBJECT 6163 TOTAL	SALPT TECHNICAL 20HRS	0.00	0.00	0.00	1,470.00
110-2411-6164-203-000	SALPT OFFICE/CLR +20HRS	0.00	0.00	0.00	6,616.59
110-2411-6164-205-000	SALPT OFFICE/CLR +20HRS	0.00	0.00	0.00	6,616.60
110-2411-6164-207-000	SALPT OFFICE/CLR +20HRS	0.00	0.00	0.00	8,355.90
110-2411-6164-209-000	SALPT OFFICE/CLR +20HRS	0.00	0.00	0.00	8,040.82
110-2521-6164-811-000	SALPT OFFICE/CLR +20HRS	0.00	0.00	0.00	19,403.74
OBJECT 6164 TOTAL	SALPT OFFICE/CLR +20HRS	0.00	0.00	0.00	49,033.65
110-1110-6165-506-000	SALARIES - HOURLY SEASONAL/SUBS	0.00	27.87	0.00	0.00
110-1119-6165-320-000	SALARIES - HOURLY SEASONAL/SUBS	0.00	0.00	961.10	0.00
110-1182-6165-320-000	SALARIES - HOURLY SEASONAL/SUBS	0.00	0.00	8,456.53	0.00
110-3200-6165-830-000	SALARIES - HOURLY SEASONAL/SUBS	0.00	13,918.50	36,208.00	0.00
500-2562-6165-402-000	SALARIES - HOURLY SEASONAL/SUBS	0.00	0.00	257.04	0.00
110-1150-6165-105-334	SALARIES - HOURLY SEASONAL-AUDITORIUM TECHS	0.00	5,313.00	0.00	0.00
110-1271-6165-800-497	SALARIES - HOURLY SEASONAL/SUBS	0.00	0.00	2,340.00	0.00
110-1284-6165-750-514	SALARIES - HOURLY SEASONAL/SUBS	0.00	3,091.35	10,468.00	0.00
110-1281-6165-750-515	SALARIES - HOURLY SEASONAL/SUBS	0.00	0.00	21,577.96	0.00
110-3500-6165-750-516	SALARIES - HOURLY SEASONAL/SUBS	0.00	102,125.84	124,123.03	0.00

Account Code	Account Description	Budget Requested	1St Prior Year Actual	2Nd Prior Year Actual	3Rd Prior Year Actual
110-2134-6165-750-518	SALARIES - HOURLY SEASONAL/SUBS	0.00	45,197.70	58,538.29	0.00
110-1110-6165-800-523	SALARIES - HOURLY SEASONAL/SUBS	0.00	12,149.44	20,575.80	0.00
110-2527-6165-800-524	SALARIES - HOURLY SEASONAL/SUBS	0.00	18,102.40	24,367.20	0.00
500-2562-6165-810-531	SALARIES - HOURLY SEASONAL/SUBS	28,000.00	16,755.46	27,246.22	0.00
110-3200-6165-810-534	SALARIES - HOURLY SEASONAL/SUBS	0.00	35,028.00	11,296.00	0.00
110-2552-6165-820-541	SALARIES - HOURLY SEASONAL/SUBS	0.00	50,969.48	59,080.51	0.00
110-2559-6165-820-542	SALARIES - HOURLY SEASONAL/SUBS	0.00	1,960.00	0.00	0.00
110-2554-6165-820-543	SALARIES - HOURLY SEASONAL/SUBS	0.00	15,386.75	13,644.18	0.00
110-2542-6165-840-550	SALARIES - HOURLY SEASONAL/SUBS	0.00	34,019.90	69,503.33	0.00
110-2542-6165-840-560	SALARIES - HOURLY SEASONAL/SUBS	0.00	75,377.95	95,959.68	0.00
600-1401-6165-750-614	SALARIES - HOURLY SEASONAL/SUBS	0.00	301.86	1,252.02	0.00
600-1401-6165-750-615	SALARIES - HOURLY SEASONAL/SUBS	0.00	1,113.01	1,469.74	0.00
110-1181-6165-109-750	SALARIES - HOURLY SEASONAL/SUBS	0.00	0.00	3,687.99	0.00
OBJECT 6165 TOTAL	SALARIES - HOURLY SEASONAL/SUBS	28,000.00	430,838.51	591,012.62	0.00
110-2552-6168-606-000	SAL OPERATV DRIVERS & MONITORS	0.00	0.00	0.00	1,251,337.79
110-2554-6168-608-000	SAL OPR DRIVERS& MONITORS-SSD	0.00	0.00	0.00	373,668.06
110-2559-6168-607-000	SAL OPER DRIVERS & MONITORS-EC	0.00	0.00	0.00	102,593.12
110-2552-6168-606-001	SAL OPER DRIVRS & MONITRS-EXT LVE	0.00	0.00	0.00	1,858.11
110-2554-6168-608-001	SAL OPER DRIVRS & MONITRS-EXT LVE	0.00	0.00	0.00	569.80
110-2552-6168-606-002	SAL OPER DRIVERS &MONITORS-RVG ACTIVITY BUSES	0.00	0.00	0.00	12,723.23
OBJECT 6168 TOTAL	SAL OPERATIVE DRIVERS & MONITORS	0.00	0.00	0.00	1,742,750.11
110-2542-6169-612-000	SALPT LABORER +20HRS	0.00	0.00	0.00	32,442.17
500-2562-6169-102-000	SALPT LABORER +20HRS	0.00	0.00	0.00	21,039.29
500-2562-6169-106-000	SALPT LABORER +20HRS	0.00	0.00	0.00	24,059.70
500-2562-6169-108-000	SALPT LABORER +20HRS	0.00	0.00	0.00	19,636.92
500-2562-6169-110-000	SALPT LABORER +20HRS	0.00	0.00	0.00	21,001.74
500-2562-6169-111-000	SALPT LABORER +20HRS	0.00	0.00	0.00	28,616.00
500-2562-6169-112-000	SALPT LABORER +20HRS	0.00	0.00	0.00	20,971.69
500-2562-6169-114-000	SALPT LABORER +20HRS	0.00	0.00	0.00	28,529.13
500-2562-6169-116-000	SALPT LABORER +20HRS	0.00	0.00	0.00	18,637.61
500-2562-6169-118-000	SALPT LABORER +20HRS	0.00	0.00	0.00	20,731.37
500-2562-6169-120-000	SALPT LABORER +20HRS	0.00	0.00	0.00	18,964.11
500-2562-6169-203-000	SALPT LABORER +20HRS	0.00	0.00	0.00	26,474.91
500-2562-6169-205-000	SALPT LABORER +20HRS	0.00	0.00	0.00	21,356.65
500-2562-6169-207-000	SALPT LABORER +20HRS	0.00	0.00	0.00	18,356.20
500-2562-6169-209-000	SALPT LABORER +20HRS	0.00	0.00	0.00	19,808.64
500-2562-6169-305-000	SALPT LABORER +20HRS	0.00	0.00	0.00	19,256.42
500-2562-6169-307-000	SALPT LABORER +20HRS	0.00	0.00	0.00	20,012.55
OBJECT 6169 TOTAL	SALPT LABORER +20HRS	0.00	0.00	0.00	379,895.10
110-2529-6171-814-000	EARLY RET. INCENTV PAY - CLASSFD	0.00	0.00	0.00	36,909.04
OBJECT 6171 TOTAL	EARLY RET. INCENTIVE PAY - CLASSFD	0.00	0.00	0.00	36,909.04
110-1110-6174-806-000	SALPT OFFICE/CLR 20HRS	0.00	0.00	0.00	9,758.30
110-1119-6174-320-000	SALPT OFFICE/CLR 20HRS	0.00	0.00	0.00	2,086.96
110-1182-6174-320-000	SALPT OFFICE/CLR 20HRS	0.00	0.00	0.00	1,843.26

Account Code	Account Description	Budget Requested	1St Prior Year Actual	2Nd Prior Year Actual	3Rd Prior Year Actual
110-1182-6174-416-000	SALPT OFFICE/CLR 20HRS	0.00	0.00	0.00	147.00
110-2312-6174-801-000	SALPT OFFICE/CLR 20HRS	0.00	0.00	0.00	10,833.53
110-2410-6174-416-000	SALPT OFFICE/CLR 20HRS	0.00	0.00	0.00	494.00
OBJECT 6174 TOTAL	SALPT OFFICE/CLERICAL 20HRS	0.00	0.00	0.00	25,163.05
110-2134-6175-410-000	SALARIES SUBNURSES	0.00	0.00	0.00	45,689.50
OBJECT 6175 TOTAL	SALARIES SUBNURSES	0.00	0.00	0.00	45,689.50
110-1110-6176-102-000	SAL PARTTIME AIDES	0.00	0.00	0.00	34,213.84
110-1110-6176-106-000	SAL PARTTIME AIDES	0.00	0.00	0.00	36,612.58
110-1110-6176-108-000	SAL PARTTIME AIDES	0.00	0.00	0.00	38,182.25
110-1110-6176-110-000	SAL PARTTIME AIDES	0.00	0.00	0.00	34,279.35
110-1110-6176-111-000	SAL PARTTIME AIDES 111	0.00	0.00	0.00	42,479.18
110-1110-6176-112-000	SAL PARTTIME AIDES 112	0.00	0.00	0.00	47,550.09
110-1110-6176-114-000	SAL PARTTIME AIDES 114	0.00	0.00	0.00	40,123.01
110-1110-6176-116-000	SAL PARTTIME AIDES 116	0.00	0.00	0.00	37,035.04
110-1110-6176-118-000	SAL PARTTIME AIDES 118	0.00	0.00	0.00	36,650.46
110-1110-6176-120-000	SAL PARTTIME AIDES 120	0.00	0.00	0.00	23,679.62
110-1110-6176-806-000	SAL PARTTIME AIDES 806	0.00	0.00	0.00	11,776.11
110-1130-6176-203-000	SAL PARTTIME AIDES 203	0.00	0.00	0.00	7,022.40
110-1130-6176-205-000	SAL PARTTIME AIDES 205	0.00	0.00	0.00	6,186.66
110-1130-6176-207-000	SAL PARTTIME AIDES 207	0.00	0.00	0.00	6,122.88
110-1130-6176-209-000	SAL PARTTIME AIDES 209	0.00	0.00	0.00	4,174.08
110-1150-6176-305-000	SAL PARTTIME AIDES 305	0.00	0.00	0.00	10,161.95
110-1150-6176-307-000	SAL PARTTIME AIDES 307	0.00	0.00	0.00	10,937.47
110-2134-6176-410-000	SAL PARTTIME AIDES 410	0.00	0.00	0.00	142,083.98
110-2134-6176-410-001	SAL PARTTIME AIDES - EXT LEAVE	0.00	0.00	0.00	1,335.90
OBJECT 6176 TOTAL	SAL PT AIDES-HRA, ITA, CRM	0.00	0.00	0.00	570,606.85
110-2552-6178-606-000	SALPT OPERATIVE SUB DRIVERS	0.00	0.00	0.00	125,138.94
110-2552-6178-606-002	SALPT OPERTV SUB DRIVERS-RVG ACTIVITY BUSES	0.00	0.00	0.00	2,240.71
110-2554-6178-820-543	SALPT OPER SUB DRIVERS-SSD	0.00	0.00	0.00	52,492.96
OBJECT 6178 TOTAL	SALPTOPER SUBDRIVRS,MONTRS,SUMCLN	0.00	0.00	0.00	179,872.61
110-2527-6179-811-000	SALPT LABORER 20HRS 811	0.00	0.00	0.00	22,757.80
110-2540-6179-604-000	SALPT LABORER 20HRS 604	0.00	0.00	0.00	33,628.40
110-2542-6179-603-000	SALPT LABORER 20HRS 603	0.00	0.00	0.00	351,614.33
500-2562-6179-102-000	SALPT LABORER 20HRS 102	0.00	0.00	0.00	28,028.65
500-2562-6179-106-000	SALPT LABORER 20HRS 106	0.00	0.00	0.00	37,328.55
500-2562-6179-108-000	SALPT LABORER 20HRS 108	0.00	0.00	0.00	25,945.57
500-2562-6179-110-000	SALPT LABORER 20HRS 110	0.00	0.00	0.00	28,001.14
500-2562-6179-111-000	SALPT LABORER 20HRS 111	0.00	0.00	0.00	22,822.06
500-2562-6179-112-000	SALPT LABORER 20HRS 112	0.00	0.00	0.00	25,989.28
500-2562-6179-114-000	SALPT LABORER 20HRS 114	0.00	0.00	0.00	16,381.58
500-2562-6179-116-000	SALPT LABORER 20HRS 116	0.00	0.00	0.00	31,494.79
500-2562-6179-118-000	SALPT LABORER 20HRS 118	0.00	0.00	0.00	14,211.28
500-2562-6179-120-000	SALPT LABORER 20HRS 120	0.00	0.00	0.00	20,643.87
500-2562-6179-203-000	SALPT LABORER 20HRS 203	0.00	0.00	0.00	62,574.78

Account Code	Account Description	Budget Requested	1St Prior Year Actual	2Nd Prior Year Actual	3Rd Prior Year Actual
500-2562-6179-205-000	SALPT LABORER 20HRS 205	0.00	0.00	0.00	55,668.26
500-2562-6179-207-000	SALPT LABORER 20HRS 207	0.00	0.00	0.00	42,819.78
500-2562-6179-209-000	SALPT LABORER 20HRS 209	0.00	0.00	0.00	30,584.35
500-2562-6179-305-000	SALPT LABORER 20HRS 305	0.00	0.00	0.00	159,038.09
500-2562-6179-307-000	SALPT LABORER 20HRS 307	0.00	0.00	0.00	136,375.54
500-2562-6179-610-000	SALPT LABORER 20HRS 610	0.00	0.00	0.00	20,956.36
OBJECT 6179 TOTAL	SALPT LABORER20HR-SUBCUST,SUMRMAINT	0.00	0.00	0.00	1,166,864.46
110-3200-6182-416-000	SALPT RECREATION NCERT 416	0.00	0.00	0.00	62,463.25
OBJECT 6182 TOTAL	SALPT RECREATION NCERT	0.00	0.00	0.00	62,463.25
110-3500-6184-131-555	SALPT ANCILLARY TCHRS - PAT 131	0.00	0.00	0.00	175,367.73
600-1401-6184-750-615	SALPT ANCILLARY TCHRS - PAT	0.00	0.00	0.00	1,143.68
600-1401-6184-131-655	SALPT ANCILLARY TCHRS-PAT	0.00	0.00	0.00	190.02
OBJECT 6184 TOTAL	SALPT ANCILLARY TCHRS-PAT	0.00	0.00	0.00	176,701.43
110-1129-6187-143-000	SAL EXTRA DUTY PAY 143	0.00	0.00	0.00	150.00
110-2664-6187-818-000	SAL NONCERT EXTRA DUTY PAY	0.00	0.00	0.00	1,500.00
110-3900-6187-311-000	SAL EXTRA DUTY PAY 311	0.00	0.00	0.00	11,421.00
600-1401-6187-416-691	SAL NONCERT EXTRA DUTY PAY	0.00	0.00	0.00	151.25
OBJECT 6187 TOTAL	SAL NONCERT EXTRA DUTY	0.00	0.00	0.00	13,222.25
110-2546-6191-811-000	SALPT SECURITY 811	0.00	0.00	0.00	206,202.17
OBJECT 6191 TOTAL	SALPT SECURITY	0.00	0.00	0.00	206,202.17
110-1110-6193-406-000	UNUSED LEAVE PAY - CLASSIFIED	0.00	20.01	125.00	0.00
110-1110-6193-408-000	UNUSED LEAVE PAY - CLASSIFIED	0.00	0.00	125.00	0.00
110-1110-6193-502-000	UNUSED LEAVE PAY - CLASSIFIED	0.00	40.00	0.00	0.00
110-2112-6193-305-000	UNUSED LEAVE PAY - CLASSIFIED	0.00	0.00	0.00	4,840.00
110-2122-6193-105-000	UNUSED LEAVE PAY - CLASSIFIED	0.00	0.00	195.00	0.00
110-2411-6193-305-000	UNUSED LEAVE PAY - CLASSIFIED	0.00	0.00	0.00	2,300.00
110-2411-6193-506-000	UNUSED LEAVE PAY - CLASSIFIED	0.00	60.00	0.00	0.00
110-2411-6193-510-000	UNUSED LEAVE PAY- CLASSIFIED	0.00	10.00	0.00	200.00
110-2521-6193-408-000	UNUSED LEAVE PAY - CLASSIFIED	0.00	4,235.00	0.00	0.00
110-2540-6193-604-000	UNUSED LEAVE PAY - CLASSIFIED	0.00	0.00	0.00	4,414.65
110-2541-6193-604-000	UNUSED LEAVE PAY - CLASSIFIED	0.00	0.00	0.00	750.00
110-2542-6193-105-000	UNUSED LEAVE PAY - CLASSIFIED	0.00	964.60	295.00	585.00
110-2542-6193-107-000	UNUSED LEAVE PAY - CLASSIFIED	0.00	400.00	1,076.00	0.00
110-2542-6193-116-000	UNUSED LEAVE PAY - CLASSIFIED	0.00	0.00	0.00	260.00
110-2542-6193-203-000	UNUSED LEAVE PAY - CLASSIFIED	0.00	0.00	0.00	4,890.00
110-2542-6193-209-000	UNUSED LEAVE PAY- CLASSIFIED	0.00	0.00	0.00	3,025.00
110-2542-6193-300-000	UNUSED LEAVE PAY - CLASSIFIED	0.00	0.00	3,310.00	0.00
110-2542-6193-304-000	UNUSED LEAVE PAY - CLASSIFIED	0.00	10,624.00	0.00	0.00
110-2542-6193-402-000	UNUSED LEAVE PAY - CLASSIFIED	0.00	152.05	90.00	0.00
110-2542-6193-407-000	UNUSED LEAVE PAY - CLASSIFIED	0.00	0.00	130.00	360.00
110-2542-6193-408-000	UNUSED LEAVE PAY - CLASSIFIED	0.00	85.00	2,541.00	70.00
110-2542-6193-500-000	UNUSED LEAVE PAY - CLASSIFIED	0.00	0.00	300.00	570.00
110-2542-6193-502-000	UNUSED LEAVE PAY - CLASSIFIED	0.00	1,975.00	0.00	0.00
110-2542-6193-504-000	UNUSED LEAVE PAY - CLASSIFIED	0.00	515.25	0.00	0.00
110-2542-6193-510-000	UNUSED LEAVE PAY - CLASSIFIED	0.00	0.00	723.00	0.00

Account Code	Account Description	Budget Requested	1St Prior Year Actual	2Nd Prior Year Actual	3Rd Prior Year Actual
110-2542-6193-840-000	UNUSED LEAVE PAY - CLASSIFIED	0.00	655.77	0.00	0.00
110-3512-6193-750-000	UNUSED LEAVE PAY - CLASSIFIED	0.00	0.00	20.00	0.00
500-2562-6193-205-000	UNUSED LEAVE PAY - CLASSIFIED	0.00	0.00	0.00	850.00
500-2562-6193-506-000	UNUSED LEAVE PAY - CLASSIFIED	0.00	1,194.44	0.00	0.00
500-2562-6193-610-000	UNUSED LEAVE PAY - CLASSIFIED	0.00	0.00	0.00	16.85
110-2126-6193-800-309	UNUSED LEAVE PAY - CLASSIFIED	0.00	1,078.00	0.00	0.00
110-1211-6193-810-316	UNUSED LEAVE PAY - CLASSIFIED	0.00	138.00	0.00	0.00
110-2542-6193-115-318	UNUSED LEAVE PAY - CLASSIFIED	0.00	0.00	100.00	0.00
110-2222-6193-840-336	UNUSED LEAVE PAY - CLASSIFIED	0.00	138.00	0.00	0.00
110-1150-6193-330-358	UNUSED LEAVE PAY - CLASSIFIED	0.00	0.00	0.00	40.00
110-1281-6193-750-514	UNUSED LEAVE PAY - CLASSIFIED	0.00	2,600.00	0.00	0.00
110-1283-6193-750-514	UNUSED LEAVE PAY - CLASSIFIED	0.00	664.00	0.00	0.00
110-1284-6193-750-514	UNUSED LEAVE PAY - CLASSIFIED	0.00	242.46	120.00	410.00
110-1287-6193-750-514	UNUSED LEAVE PAY - CLASSIFIED	0.00	456.15	0.00	0.00
110-2134-6193-750-518	UNUSED LEAVE PAY - CLASSIFIED	0.00	1,641.00	240.00	880.00
110-2321-6193-800-522	UNUSED LEAVE PAY - CLASSIFIED	0.00	1,231.01	0.00	0.00
110-2641-6193-800-523	UNUSED LEAVE PAY - CLASSIFIED	0.00	0.00	1,230.00	0.00
110-2521-6193-800-524	UNUSED LEAVE PAY - CLASSIFIED	0.00	675.00	869.00	315.00
110-2664-6193-810-530	UNUSED LEAVE PAY - CLASSIFIED	0.00	8,822.84	0.00	245.00
500-2562-6193-107-531	UNUSED LEAVE PAY - CLASSIFIED	0.00	180.00	0.00	0.00
500-2562-6193-302-531	UNUSED LEAVE PAY - CLASSIFIED	0.00	0.00	30.00	0.00
500-2562-6193-306-531	UNUSED LEAVE PAY - CLASSIFIED	0.00	188.00	0.00	0.00
500-2562-6193-504-531	UNUSED LEAVE PAY - CLASSIFIED	0.00	330.00	0.00	0.00
110-2631-6193-810-533	UNUSED LEAVE PAY - CLASSIFIED	0.00	0.00	338.75	0.00
110-2552-6193-820-541	UNUSED LEAVE PAY - CLASSIFIED	0.00	1,240.00	3,135.00	5,714.20
110-2559-6193-820-542	UNUSED LEAVE PAY - CLASSIFIED	0.00	1,034.08	270.00	202.20
110-2554-6193-820-543	UNUSED LEAVE PAY - CLASSIFIED	0.00	1,885.00	670.00	3,742.00
110-2542-6193-840-550	UNUSED LEAVE PAY - CLASSIFIED	0.00	4,440.00	1,021.12	0.00
110-2542-6193-840-560	UNUSED LEAVE PAY - CLASSIFIED	0.00	1,155.00	165.00	0.00
110-2211-6193-109-750	UNUSED LEAVE PAY - CLASSIFIED	0.00	550.00	0.00	0.00
OBJECT 6193 TOTAL	UNUSED LEAVE PAY - CLASSIFIED	0.00	49,619.66	17,118.87	34,679.90
OBJ-HUNDREDS 61xx TOTAL		62,760,000.00	45,395,248.74	62,356,341.27	61,094,805.90
110-1110-6211-108-000	TEACHER RETIREMENT 108	0.00	0.00	0.00	1,430.62
110-1110-6211-118-000	TEACHER RETIREMENT 118	0.00	0.00	0.00	1,430.79
110-1110-6211-406-000	TEACHER RETIREMENT	0.00	0.00	1,594.67	1,368.38
110-1110-6211-408-000	TEACHER RETIREMENT	0.00	0.00	954.53	1,368.41
110-1110-6211-409-000	TEACHER RETIREMENT	0.00	0.00	2,718.08	2,587.07
110-1110-6211-502-000	TEACHER RETIREMENT	0.00	0.00	640.25	0.00
110-1129-6211-143-000	TEACHER RETIREMENT 143	0.00	0.00	0.00	21.75
110-1150-6211-307-000	TEACHER RETIREMENT 307	0.00	0.00	0.00	5.80
110-2411-6211-105-000	TEACHER RETIREMENT	0.00	3,264.91	3,742.76	3,691.71
110-2554-6211-608-000	TEACHER RETIREMENT	0.00	0.00	0.00	0.01
110-3512-6211-750-000	TEACHER RETIREMENT	0.00	993.24	3,647.26	4,026.36
120-1110-6211-106-000	TEACHER RETIREMENT	0.00	0.00	0.00	3,863.93

Account Code	Account Description	Budget Requested	1St Prior Year Actual	2Nd Prior Year Actual	3Rd Prior Year Actual
120-1110-6211-408-000	TEACHER RETIREMENT	0.00	6,671.37	0.00	0.00
120-1110-6211-502-000	TEACHER RETIREMENT	0.00	2,536.79	5,223.57	3,857.07
120-1110-6211-808-000	TEACHER RETIREMENT	0.00	471.15	0.00	0.00
120-1111-6211-402-000	TEACHER RETIREMENT	0.00	27,089.78	35,130.06	34,039.55
120-1111-6211-406-000	TEACHER RETIREMENT	0.00	29,903.04	41,294.84	42,940.16
120-1111-6211-407-000	TEACHER RETIREMENT	0.00	18,899.86	25,892.79	24,430.35
120-1111-6211-408-000	TEACHER RETIREMENT	0.00	24,531.49	41,106.09	39,423.21
120-1111-6211-409-000	TEACHER RETIREMENT	0.00	18,383.17	30,531.01	29,945.21
120-1111-6211-500-000	TEACHER RETIREMENT	0.00	22,599.69	36,634.97	37,643.71
120-1111-6211-502-000	TEACHER RETIREMENT	0.00	26,796.79	35,201.08	27,401.96
120-1111-6211-504-000	TEACHER RETIREMENT	0.00	12,173.80	16,678.77	14,352.26
120-1111-6211-506-000	TEACHER RETIREMENT	0.00	22,513.34	35,818.02	34,458.23
120-1111-6211-510-000	TEACHER RETIREMENT	0.00	16,787.72	23,913.40	36,406.36
120-1112-6211-402-000	TEACHER RETIREMENT	0.00	24,202.19	41,129.32	31,885.72
120-1112-6211-406-000	TEACHER RETIREMENT	0.00	32,738.23	51,157.36	42,980.04
120-1112-6211-407-000	TEACHER RETIREMENT	0.00	28,463.09	39,092.61	37,059.72
120-1112-6211-408-000	TEACHER RETIREMENT	0.00	21,875.20	29,964.17	28,502.89
120-1112-6211-409-000	TEACHER RETIREMENT	0.00	22,232.36	36,079.29	29,032.57
120-1112-6211-500-000	TEACHER RETIREMENT	0.00	22,502.41	34,956.89	34,422.03
120-1112-6211-502-000	TEACHER RETIREMENT	0.00	30,122.38	34,992.34	45,680.01
120-1112-6211-504-000	TEACHER RETIREMENT	0.00	23,000.76	32,584.81	31,006.37
120-1112-6211-506-000	TEACHER RETIREMENT	0.00	27,835.85	40,054.46	38,259.98
120-1112-6211-510-000	TEACHER RETIREMENT	0.00	21,439.27	37,359.31	21,122.96
120-1113-6211-402-000	TEACHER RETIREMENT	0.00	18,281.15	19,921.30	26,460.81
120-1113-6211-406-000	TEACHER RETIREMENT	0.00	39,371.70	53,354.79	45,033.40
120-1113-6211-407-000	TEACHER RETIREMENT	0.00	24,389.51	27,067.83	32,278.02
120-1113-6211-408-000	TEACHER RETIREMENT	0.00	16,432.44	25,324.33	28,945.38
120-1113-6211-409-000	TEACHER RETIREMENT	0.00	18,421.23	15,328.35	26,790.65
120-1113-6211-500-000	TEACHER RETIREMENT	0.00	18,597.93	31,925.10	30,338.60
120-1113-6211-502-000	TEACHER RETIREMENT	0.00	18,576.17	28,184.96	34,328.08
120-1113-6211-504-000	TEACHER RETIREMENT	0.00	17,813.42	25,481.87	24,728.35
120-1113-6211-506-000	TEACHER RETIREMENT	0.00	15,974.28	25,989.74	24,194.51
120-1113-6211-510-000	TEACHER RETIREMENT	0.00	24,518.77	24,700.36	25,437.51
120-1114-6211-402-000	TEACHER RETIREMENT	0.00	17,481.35	30,661.17	29,518.70
120-1114-6211-406-000	TEACHER RETIREMENT	0.00	29,118.96	39,838.17	38,211.26
120-1114-6211-407-000	TEACHER RETIREMENT	0.00	25,331.59	40,633.28	32,155.87
120-1114-6211-408-000	TEACHER RETIREMENT	0.00	17,026.82	23,329.70	33,910.47
120-1114-6211-409-000	TEACHER RETIREMENT	0.00	12,587.24	23,178.30	20,329.22
120-1114-6211-500-000	TEACHER RETIREMENT	0.00	21,319.11	31,081.83	33,874.92
120-1114-6211-502-000	TEACHER RETIREMENT	0.00	24,917.16	34,812.37	26,617.46
120-1114-6211-504-000	TEACHER RETIREMENT	0.00	18,482.55	25,274.26	26,964.02
120-1114-6211-506-000	TEACHER RETIREMENT	0.00	25,351.70	28,091.86	27,747.15
120-1114-6211-510-000	TEACHER RETIREMENT	0.00	22,182.98	30,385.66	29,436.92
120-1115-6211-402-000	TEACHER RETIREMENT	0.00	18,506.50	25,188.64	18,484.44

Account Code	Account Description	Budget Requested	1St Prior Year Actual	2Nd Prior Year Actual	3Rd Prior Year Actual
120-1115-6211-406-000	TEACHER RETIREMENT	0.00	21,083.13	29,859.26	27,592.25
120-1115-6211-407-000	TEACHER RETIREMENT	0.00	26,815.68	36,734.93	35,418.21
120-1115-6211-408-000	TEACHER RETIREMENT	0.00	18,442.72	25,267.25	24,112.76
120-1115-6211-409-000	TEACHER RETIREMENT	0.00	17,357.57	18,848.74	7,198.23
120-1115-6211-500-000	TEACHER RETIREMENT	0.00	19,226.26	36,103.52	34,358.70
120-1115-6211-502-000	TEACHER RETIREMENT	0.00	25,211.20	27,766.00	26,946.65
120-1115-6211-504-000	TEACHER RETIREMENT	0.00	20,302.52	27,716.45	26,615.11
120-1115-6211-506-000	TEACHER RETIREMENT	0.00	24,716.48	42,637.18	41,345.68
120-1115-6211-510-000	TEACHER RETIREMENT	0.00	17,613.55	25,012.65	23,884.47
120-1117-6211-402-000	TEACHER RETIREMENT	0.00	17,802.70	24,867.60	30,080.79
120-1117-6211-406-000	TEACHER RETIREMENT	0.00	23,026.94	32,063.66	33,543.85
120-1117-6211-407-000	TEACHER RETIREMENT	0.00	25,940.29	35,985.06	34,371.75
120-1117-6211-408-000	TEACHER RETIREMENT	0.00	21,701.82	29,726.43	26,243.48
120-1117-6211-409-000	TEACHER RETIREMENT	0.00	17,278.68	23,664.33	28,674.85
120-1117-6211-500-000	TEACHER RETIREMENT	0.00	20,664.94	28,308.19	20,635.94
120-1117-6211-502-000	TEACHER RETIREMENT	0.00	24,956.43	34,274.85	33,020.05
120-1117-6211-504-000	TEACHER RETIREMENT	0.00	21,957.15	30,086.43	28,812.66
120-1117-6211-506-000	TEACHER RETIREMENT	0.00	23,284.79	33,505.01	38,843.85
120-1117-6211-510-000	TEACHER RETIREMENT	0.00	10,571.03	23,855.18	22,782.35
120-1119-6211-320-000	TEACHER RETIREMENT	0.00	0.00	10,527.74	9,711.40
120-1121-6211-402-000	TEACHER RETIREMENT	0.00	4,765.06	6,543.34	5,830.73
120-1121-6211-406-000	TEACHER RETIREMENT	0.00	11,075.48	15,191.64	15,404.72
120-1121-6211-407-000	TEACHER RETIREMENT	0.00	7,307.93	9,608.19	9,792.79
120-1121-6211-408-000	TEACHER RETIREMENT	0.00	7,332.53	10,022.97	9,362.94
120-1121-6211-409-000	TEACHER RETIREMENT	0.00	5,103.46	6,993.63	6,667.05
120-1121-6211-500-000	TEACHER RETIREMENT	0.00	4,383.20	9,463.53	10,999.93
120-1121-6211-502-000	TEACHER RETIREMENT	0.00	6,029.33	8,228.66	7,183.84
120-1121-6211-504-000	TEACHER RETIREMENT	0.00	7,021.42	9,616.30	8,454.54
120-1121-6211-506-000	TEACHER RETIREMENT	0.00	5,570.49	7,685.62	8,482.19
120-1121-6211-510-000	TEACHER RETIREMENT	0.00	8,336.68	11,394.31	10,651.79
120-1125-6211-141-000	TEACHER RETIREMENT	0.00	0.00	0.00	1,315.44
120-1125-6211-402-000	TEACHER RETIREMENT	0.00	5,682.40	10,607.40	10,289.85
120-1125-6211-406-000	TEACHER RETIREMENT	0.00	15,189.36	20,028.33	19,007.29
120-1125-6211-407-000	TEACHER RETIREMENT	0.00	10,068.18	12,174.15	12,892.08
120-1125-6211-408-000	TEACHER RETIREMENT	0.00	8,889.93	14,585.16	11,884.09
120-1125-6211-409-000	TEACHER RETIREMENT	0.00	6,655.32	10,206.65	9,992.59
120-1125-6211-500-000	TEACHER RETIREMENT	0.00	9,044.08	12,390.01	11,838.44
120-1125-6211-502-000	TEACHER RETIREMENT	0.00	8,203.18	10,688.01	10,157.63
120-1125-6211-504-000	TEACHER RETIREMENT	0.00	9,843.72	13,619.45	13,225.04
120-1125-6211-506-000	TEACHER RETIREMENT	0.00	10,067.99	12,174.15	10,887.79
120-1125-6211-510-000	TEACHER RETIREMENT	0.00	6,029.33	11,154.11	10,161.56
120-1129-6211-402-000	TEACHER RETIREMENT	0.00	9,738.34	15,247.64	13,779.88
120-1129-6211-406-000	TEACHER RETIREMENT	0.00	13,741.12	17,838.74	17,379.17
120-1129-6211-407-000	TEACHER RETIREMENT	0.00	7,625.03	10,376.59	9,621.13

Account Code	Account Description	Budget Requested	1St Prior Year Actual	2Nd Prior Year Actual	3Rd Prior Year Actual
120-1129-6211-408-000	TEACHER RETIREMENT	0.00	6,477.73	11,388.26	10,849.55
120-1129-6211-409-000	TEACHER RETIREMENT	0.00	8,775.40	12,066.31	13,018.06
120-1129-6211-500-000	TEACHER RETIREMENT	0.00	9,608.33	13,317.76	12,735.04
120-1129-6211-502-000	TEACHER RETIREMENT	0.00	9,504.54	13,223.49	12,671.02
120-1129-6211-504-000	TEACHER RETIREMENT	0.00	5,596.67	8,194.29	7,751.07
120-1129-6211-506-000	TEACHER RETIREMENT	0.00	7,173.35	14,772.73	13,968.99
120-1129-6211-510-000	TEACHER RETIREMENT	0.00	7,153.37	9,845.89	9,481.91
120-1131-6211-107-000	TEACHER RETIREMENT	0.00	4,387.69	0.00	0.00
120-1131-6211-300-000	TEACHER RETIREMENT	0.00	4,387.71	12,018.39	11,835.33
120-1131-6211-302-000	TEACHER RETIREMENT	0.00	7,200.24	9,863.07	9,426.23
120-1131-6211-304-000	TEACHER RETIREMENT	0.00	4,564.14	6,294.88	6,129.47
120-1131-6211-306-000	TEACHER RETIREMENT	0.00	4,842.35	12,163.45	11,980.41
120-1133-6211-300-000	TEACHER RETIREMENT	0.00	46,564.06	67,205.13	49,560.55
120-1133-6211-302-000	TEACHER RETIREMENT	0.00	62,849.02	87,046.67	82,718.36
120-1133-6211-304-000	TEACHER RETIREMENT	0.00	55,940.75	80,811.57	75,090.39
120-1133-6211-306-000	TEACHER RETIREMENT	0.00	60,772.17	84,557.80	84,236.16
120-1134-6211-300-000	TEACHER RETIREMENT	0.00	4,942.89	8,746.03	8,343.00
120-1134-6211-302-000	TEACHER RETIREMENT	0.00	6,143.33	7,335.79	6,560.74
120-1134-6211-304-000	TEACHER RETIREMENT	0.00	6,030.73	8,262.77	7,887.04
120-1134-6211-306-000	TEACHER RETIREMENT	0.00	4,669.31	6,399.52	6,462.66
120-1135-6211-300-000	TEACHER RETIREMENT	0.00	39,709.05	54,048.13	51,863.69
120-1135-6211-302-000	TEACHER RETIREMENT	0.00	27,075.83	56,817.11	48,948.92
120-1135-6211-304-000	TEACHER RETIREMENT	0.00	33,573.36	50,128.62	48,855.81
120-1135-6211-306-000	TEACHER RETIREMENT	0.00	37,874.27	58,882.74	53,059.44
120-1137-6211-300-000	TEACHER RETIREMENT	0.00	40,268.12	58,073.83	56,080.19
120-1137-6211-302-000	TEACHER RETIREMENT	0.00	34,923.37	47,987.99	44,982.18
120-1137-6211-304-000	TEACHER RETIREMENT	0.00	29,515.15	40,671.42	38,043.09
120-1137-6211-306-000	TEACHER RETIREMENT	0.00	31,598.91	46,178.18	43,527.39
120-1139-6211-300-000	TEACHER RETIREMENT	0.00	40,307.32	51,792.85	56,540.65
120-1139-6211-302-000	TEACHER RETIREMENT	0.00	41,734.11	48,691.75	50,726.79
120-1139-6211-304-000	TEACHER RETIREMENT	0.00	33,592.49	49,908.57	44,425.47
120-1139-6211-306-000	TEACHER RETIREMENT	0.00	40,578.17	55,463.42	49,176.14
120-1141-6211-300-000	TEACHER RETIREMENT	0.00	4,387.69	6,009.14	5,917.62
120-1141-6211-302-000	TEACHER RETIREMENT	0.00	4,388.33	6,009.74	12,125.49
120-1141-6211-304-000	TEACHER RETIREMENT	0.00	4,387.71	6,009.25	5,917.71
120-1141-6211-306-000	TEACHER RETIREMENT	0.00	4,388.47	6,009.99	11,835.33
120-1143-6211-300-000	TEACHER RETIREMENT	0.00	4,564.14	6,782.77	6,559.93
120-1143-6211-302-000	TEACHER RETIREMENT	0.00	5,184.59	7,104.65	6,462.66
120-1143-6211-304-000	TEACHER RETIREMENT	0.00	4,948.25	3,532.79	6,477.56
120-1143-6211-306-000	TEACHER RETIREMENT	0.00	7,718.43	7,438.49	7,154.03
120-1145-6211-300-000	TEACHER RETIREMENT	0.00	20,460.06	27,799.45	26,808.17
120-1145-6211-302-000	TEACHER RETIREMENT	0.00	14,146.63	19,366.37	18,455.64
120-1145-6211-304-000	TEACHER RETIREMENT	0.00	15,745.88	19,550.16	18,511.11
120-1145-6211-306-000	TEACHER RETIREMENT	0.00	15,524.75	21,252.03	20,405.43

Account Code	Account Description	Budget Requested	1St Prior: Year Actual	2Nd Prior: Year Actual	3Rd Prior: Year Actual
120-1149-6211-300-000	TEACHER RETIREMENT	0.00	21,811.32	29,739.57	28,736.96
120-1149-6211-302-000	TEACHER RETIREMENT	0.00	25,392.93	36,797.50	34,502.17
120-1149-6211-304-000	TEACHER RETIREMENT	0.00	17,951.26	24,354.96	23,009.77
120-1149-6211-306-000	TEACHER RETIREMENT	0.00	32,244.48	44,182.87	42,255.20
120-1150-6211-105-000	TEACHER RETIREMENT	0.00	3,376.91	5,270.64	5,301.83
120-1150-6211-107-000	TEACHER RETIREMENT	0.00	3,849.32	2,717.49	4,594.77
120-1151-6211-105-000	TEACHER RETIREMENT	0.00	46,225.82	64,370.78	61,713.02
120-1151-6211-107-000	TEACHER RETIREMENT	0.00	19,962.68	42,374.30	44,294.78
120-1153-6211-105-000	TEACHER RETIREMENT	0.00	45,689.11	62,301.90	59,859.46
120-1153-6211-107-000	TEACHER RETIREMENT	0.00	28,971.20	55,551.36	61,549.06
120-1155-6211-107-000	TEACHER RETIREMENT	0.00	18,365.05	24,896.39	24,523.58
120-1159-6211-105-000	TEACHER RETIREMENT	0.00	45,516.53	61,519.49	56,415.62
120-1159-6211-107-000	TEACHER RETIREMENT	0.00	45,978.24	72,106.39	81,157.34
120-1161-6211-105-000	TEACHER RETIREMENT	0.00	17,103.49	28,452.73	48,118.92
120-1161-6211-107-000	TEACHER RETIREMENT	0.00	22,545.38	33,266.98	37,114.55
120-1163-6211-105-000	TEACHER RETIREMENT	0.00	108,258.64	154,919.93	152,029.46
120-1163-6211-107-000	TEACHER RETIREMENT	0.00	104,844.33	152,683.64	157,112.41
120-1165-6211-105-000	TEACHER RETIREMENT	0.00	26,875.95	44,200.18	42,711.66
120-1165-6211-107-000	TEACHER RETIREMENT	0.00	24,814.08	30,999.26	35,681.84
120-1169-6211-105-000	TEACHER RETIREMENT	0.00	114,733.61	159,179.86	158,730.58
120-1169-6211-107-000	TEACHER RETIREMENT	0.00	99,249.95	141,070.54	135,767.37
120-1171-6211-105-000	TEACHER RETIREMENT	0.00	91,103.55	132,689.95	126,803.83
120-1171-6211-107-000	TEACHER RETIREMENT	0.00	91,895.48	133,900.37	124,391.17
120-1173-6211-105-000	TEACHER RETIREMENT	0.00	106,590.66	147,008.89	141,577.29
120-1173-6211-107-000	TEACHER RETIREMENT	0.00	121,213.02	162,167.72	157,964.52
120-1175-6211-105-000	TEACHER RETIREMENT	0.00	20,444.21	31,486.20	33,892.95
120-1175-6211-107-000	TEACHER RETIREMENT	0.00	20,835.38	48,896.44	46,425.71
120-1179-6211-105-000	TEACHER RETIREMENT	0.00	39,708.55	63,868.03	61,643.30
120-1179-6211-107-000	TEACHER RETIREMENT	0.00	38,078.72	56,253.81	53,423.62
120-1181-6211-105-000	TEACHER RETIREMENT	0.00	6,106.09	0.00	0.00
120-1181-6211-107-000	TEACHER RETIREMENT	0.00	6,407.80	0.00	0.00
120-1182-6211-320-000	TEACHER RETIREMENT	0.00	0.00	13,715.61	13,792.76
120-1225-6211-405-000	TEACHER RETIREMENT	0.00	0.00	0.00	108.75
120-1250-6211-406-000	TEACHER RETIREMENT	0.00	106.02	145.08	145.08
120-1271-6211-105-000	TEACHER RETIREMENT	0.00	17,557.64	16,685.72	16,436.99
120-1271-6211-107-000	TEACHER RETIREMENT	0.00	0.00	2,043.16	2,012.01
120-1271-6211-118-000	TEACHER RETIREMENT	0.00	0.00	0.00	526.71
120-1271-6211-300-000	TEACHER RETIREMENT	0.00	9,194.57	12,309.76	10,012.29
120-1271-6211-302-000	TEACHER RETIREMENT	0.00	2,193.94	3,643.12	2,011.88
120-1271-6211-304-000	TEACHER RETIREMENT	0.00	2,107.42	2,887.22	2,758.85
120-1271-6211-306-000	TEACHER RETIREMENT	0.00	3,161.14	4,330.83	4,138.28
120-1271-6211-402-000	TEACHER RETIREMENT	0.00	4,811.58	6,590.17	6,321.02
120-1271-6211-406-000	TEACHER RETIREMENT	0.00	16,791.19	23,413.70	15,006.79
120-1271-6211-407-000	TEACHER RETIREMENT	0.00	3,671.46	5,000.98	4,784.22

Account Code	Account Description	Budget Requested	1St Prior Year Actual	2Nd Prior Year Actual	3Rd Prior Year Actual
120-1271-6211-408-000	TEACHER RETIREMENT	0.00	6,816.30	9,336.02	11,173.00
120-1271-6211-409-000	TEACHER RETIREMENT	0.00	548.27	841.38	805.01
120-1271-6211-500-000	TEACHER RETIREMENT	0.00	3,481.46	4,769.17	4,568.11
120-1271-6211-502-000	TEACHER RETIREMENT	0.00	4,452.60	6,080.07	0.00
120-1271-6211-506-000	TEACHER RETIREMENT	0.00	4,637.99	7,113.75	6,798.14
120-1271-6211-510-000	TEACHER RETIREMENT	0.00	2,320.98	4,779.38	1,910.64
120-1450-6211-105-000	TEACHER RETIREMENT	0.00	197.20	0.00	0.00
120-1450-6211-107-000	TEACHER RETIREMENT	0.00	85.55	0.00	0.00
120-2122-6211-105-000	TEACHER RETIREMENT	0.00	36,117.80	49,081.45	54,645.57
120-2122-6211-107-000	TEACHER RETIREMENT	0.00	43,323.34	59,482.97	57,839.75
120-2122-6211-300-000	TEACHER RETIREMENT	0.00	12,554.16	18,133.97	16,696.51
120-2122-6211-302-000	TEACHER RETIREMENT	0.00	12,832.94	17,703.33	16,864.19
120-2122-6211-304-000	TEACHER RETIREMENT	0.00	10,714.28	14,144.57	18,065.28
120-2122-6211-306-000	TEACHER RETIREMENT	0.00	13,780.63	18,866.02	10,289.41
120-2122-6211-402-000	TEACHER RETIREMENT	0.00	6,470.31	8,922.98	8,478.99
120-2122-6211-406-000	TEACHER RETIREMENT	0.00	6,153.44	9,894.54	9,632.80
120-2122-6211-407-000	TEACHER RETIREMENT	0.00	8,120.55	9,791.35	9,367.78
120-2122-6211-408-000	TEACHER RETIREMENT	0.00	8,397.28	11,258.15	10,810.67
120-2122-6211-409-000	TEACHER RETIREMENT	0.00	4,694.00	6,423.14	6,118.46
120-2122-6211-500-000	TEACHER RETIREMENT	0.00	5,988.58	7,104.65	6,740.87
120-2122-6211-502-000	TEACHER RETIREMENT	0.00	5,199.41	6,424.80	6,884.65
120-2122-6211-504-000	TEACHER RETIREMENT	0.00	8,881.40	12,163.45	11,835.33
120-2122-6211-506-000	TEACHER RETIREMENT	0.00	7,201.44	9,866.48	9,442.67
120-2122-6211-510-000	TEACHER RETIREMENT	0.00	8,398.57	11,502.89	10,812.83
120-2212-6211-441-000	TEACHER RETIREMENT	0.00	0.00	0.00	725.02
120-2212-6211-444-000	TEACHER RETIREMENT	0.00	0.00	0.00	362.50
120-2212-6211-445-000	TEACHER RETIREMENT	0.00	0.00	0.00	725.00
120-2222-6211-105-000	TEACHER RETIREMENT	0.00	13,435.32	23,086.80	22,696.77
120-2222-6211-107-000	TEACHER RETIREMENT	0.00	12,070.00	15,483.44	22,262.57
120-2222-6211-300-000	TEACHER RETIREMENT	0.00	5,522.41	7,566.93	7,198.23
120-2222-6211-302-000	TEACHER RETIREMENT	0.00	8,776.80	12,020.54	11,325.03
120-2222-6211-304-000	TEACHER RETIREMENT	0.00	8,019.20	10,983.59	10,535.06
120-2222-6211-306-000	TEACHER RETIREMENT	0.00	8,881.40	12,163.45	3,164.07
120-2222-6211-402-000	TEACHER RETIREMENT	0.00	4,460.95	6,117.91	5,855.42
120-2222-6211-406-000	TEACHER RETIREMENT	0.00	5,524.32	7,567.13	7,247.31
120-2222-6211-407-000	TEACHER RETIREMENT	0.00	6,245.93	8,554.97	8,419.03
120-2222-6211-408-000	TEACHER RETIREMENT	0.00	3,061.70	4,195.78	4,054.84
120-2222-6211-409-000	TEACHER RETIREMENT	0.00	4,628.99	6,317.48	6,097.54
120-2222-6211-500-000	TEACHER RETIREMENT	0.00	6,018.31	8,243.81	7,943.00
120-2222-6211-502-000	TEACHER RETIREMENT	0.00	7,085.90	9,704.46	9,557.02
120-2222-6211-504-000	TEACHER RETIREMENT	0.00	3,585.13	4,911.76	4,783.80
120-2222-6211-506-000	TEACHER RETIREMENT	0.00	7,188.12	9,753.50	9,579.24
120-2222-6211-510-000	TEACHER RETIREMENT	0.00	4,643.08	6,371.03	6,095.59
120-2411-6211-105-000	TEACHER RETIREMENT	0.00	60,291.08	72,988.92	67,632.85

Account Code	Account Description	Budget Requested	1St Prior Year Actual	2Nd Prior Year Actual	3Rd Prior Year Actual
120-2411-6211-107-000	TEACHER RETIREMENT	0.00	63,355.78	74,806.08	69,940.74
120-2411-6211-300-000	TEACHER RETIREMENT	0.00	24,783.54	33,667.16	29,537.01
120-2411-6211-302-000	TEACHER RETIREMENT	0.00	26,492.59	31,282.01	30,545.03
120-2411-6211-304-000	TEACHER RETIREMENT	0.00	24,964.50	29,475.98	26,020.45
120-2411-6211-306-000	TEACHER RETIREMENT	0.00	22,622.41	29,243.27	28,546.07
120-2411-6211-402-000	TEACHER RETIREMENT	0.00	12,283.27	15,493.65	15,127.92
120-2411-6211-406-000	TEACHER RETIREMENT	0.00	25,141.14	29,684.60	28,978.46
120-2411-6211-407-000	TEACHER RETIREMENT	0.00	18,714.62	22,266.02	20,303.22
120-2411-6211-408-000	TEACHER RETIREMENT	0.00	13,714.36	16,194.11	15,245.95
120-2411-6211-409-000	TEACHER RETIREMENT	0.00	15,770.26	18,623.81	17,628.08
120-2411-6211-500-000	TEACHER RETIREMENT	0.00	13,714.36	16,194.11	15,245.95
120-2411-6211-502-000	TEACHER RETIREMENT	0.00	15,480.66	15,279.92	14,918.34
120-2411-6211-504-000	TEACHER RETIREMENT	0.00	12,762.40	15,069.08	14,711.65
120-2411-6211-506-000	TEACHER RETIREMENT	0.00	19,997.72	22,683.73	21,544.84
120-2411-6211-510-000	TEACHER RETIREMENT	0.00	14,189.10	16,755.06	15,795.86
120-3512-6211-750-000	TEACHER RETIREMENT	0.00	22,776.97	31,238.42	30,294.30
500-2562-6211-610-000	TEACHER RETIREMENT	0.00	0.00	0.00	-0.01
120-2121-6211-800-310	TEACHER RETIREMENT	0.00	15,652.54	17,932.74	17,519.36
120-2122-6211-800-310	TEACHER RETIREMENT	0.00	3,766.36	3,864.08	4,143.13
120-1211-6211-402-316	TEACHER RETIREMENT	0.00	645.62	2,044.02	1,533.20
120-1211-6211-406-316	TEACHER RETIREMENT	0.00	4,493.71	6,154.22	6,062.79
120-1211-6211-407-316	TEACHER RETIREMENT	0.00	3,859.30	5,286.07	5,013.95
120-1211-6211-408-316	TEACHER RETIREMENT	0.00	1,860.32	2,548.25	2,413.07
120-1211-6211-409-316	TEACHER RETIREMENT	0.00	645.64	4,769.69	3,577.71
120-1211-6211-500-316	TEACHER RETIREMENT	0.00	3,207.62	4,393.42	4,214.07
120-1211-6211-502-316	TEACHER RETIREMENT	0.00	4,811.58	6,590.17	6,320.99
120-1211-6211-504-316	TEACHER RETIREMENT	0.00	5,581.09	7,644.67	7,239.30
120-1211-6211-506-316	TEACHER RETIREMENT	0.00	4,493.54	6,154.07	6,062.70
120-1211-6211-510-316	TEACHER RETIREMENT	0.00	3,859.13	5,285.92	5,013.84
120-1211-6211-810-316	TEACHER RETIREMENT	0.00	5,165.36	0.00	0.00
120-1212-6211-300-316	TEACHER RETIREMENT	0.00	0.00	1,416.47	3,232.30
120-1212-6211-302-316	TEACHER RETIREMENT	0.00	7,735.67	10,707.29	10,260.40
120-1212-6211-304-316	TEACHER RETIREMENT	0.00	3,257.19	4,463.11	5,840.12
120-1212-6211-306-316	TEACHER RETIREMENT	0.00	5,441.44	8,491.74	4,709.68
120-1150-6211-810-317	TEACHER RETIREMENT	0.00	29,217.39	35,252.39	34,044.27
120-1150-6211-115-318	TEACHER RETIREMENT	0.00	43,624.41	63,787.26	56,429.22
120-2122-6211-115-318	TEACHER RETIREMENT	0.00	5,186.02	7,106.00	6,740.87
120-2411-6211-115-318	TEACHER RETIREMENT	0.00	13,510.56	15,954.55	15,586.04
120-1150-6211-115-319	TEACHER RETIREMENT	0.00	6,198.24	3,447.82	8,114.21
120-2411-6211-115-319	TEACHER RETIREMENT	0.00	1,501.14	1,772.78	1,731.86
120-1110-6211-800-331	TEACHER RETIREMENT	0.00	0.00	723.57	352.37
120-1130-6211-800-331	TEACHER RETIREMENT	0.00	0.00	959.91	1,028.78
120-1150-6211-800-331	TEACHER RETIREMENT	0.00	0.00	1,979.99	2,174.28
120-2212-6211-800-331	TEACHER RETIREMENT	0.00	36,230.50	69,867.27	63,722.68

Account Code	Account Description	Budget Requested	1St Prior Year Actual	2Nd Prior Year Actual	3Rd Prior Year Actual
120-2214-6211-800-331	TEACHER RETIREMENT	0.00	161.97	664.63	422.75
120-2324-6211-800-331	TEACHER RETIREMENT	0.00	0.00	560.84	14,182.30
120-2212-6211-840-332	TEACHER RETIREMENT	0.00	27,527.40	15,695.26	13,831.34
120-2212-6211-840-333	TEACHER RETIREMENT	0.00	11,106.10	15,417.97	13,773.60
120-1125-6211-800-334	TEACHER RETIREMENT	0.00	686.95	0.00	0.00
110-2212-6211-840-335	TEACHER RETIREMENT	0.00	2,855.88	3,334.13	0.00
120-2212-6211-840-335	TEACHER RETIREMENT	0.00	12,305.48	13,968.24	0.00
120-2214-6211-840-335	TEACHER RETIREMENT	0.00	11.42	0.00	1,611.08
120-2222-6211-840-336	TEACHER RETIREMENT	0.00	12,940.82	15,279.92	14,918.34
120-1228-6211-402-414	TEACHER RETIREMENT	0.00	3,184.02	14,166.98	9,847.63
120-1228-6211-406-414	TEACHER RETIREMENT	0.00	0.00	12,018.39	11,835.33
120-1228-6211-407-414	TEACHER RETIREMENT	0.00	15,454.53	26,660.05	25,361.45
120-1228-6211-408-414	TEACHER RETIREMENT	0.00	0.00	10,163.63	0.00
120-1228-6211-409-414	TEACHER RETIREMENT	0.00	11,581.20	22,485.81	21,345.73
120-1228-6211-500-414	TEACHER RETIREMENT	0.00	15,650.97	17,914.70	26,756.03
120-1228-6211-502-414	TEACHER RETIREMENT	0.00	11,063.57	20,078.02	18,972.36
120-1228-6211-504-414	TEACHER RETIREMENT	0.00	9,290.51	19,079.62	18,055.96
120-1228-6211-506-414	TEACHER RETIREMENT	0.00	14,366.99	34,380.27	33,037.91
120-1228-6211-510-414	TEACHER RETIREMENT	0.00	15,750.72	21,573.95	20,956.94
120-1250-6211-402-451	TEACHER RETIREMENT	0.00	24,122.30	33,184.56	27,893.01
120-1250-6211-406-451	TEACHER RETIREMENT	0.00	39,826.63	54,524.05	54,484.80
120-1250-6211-408-451	TEACHER RETIREMENT	0.00	29,304.67	40,140.59	40,219.99
120-1250-6211-840-451	TEACHER RETIREMENT	230,600.00	0.00	492.28	316.84
120-2122-6211-840-451	TEACHER RETIREMENT	2,000.00	2,722.56	3,668.29	3,572.13
120-2213-6211-110-451	TEACHER RETIREMENT	0.00	0.00	0.00	8,114.21
120-2213-6211-840-451	TEACHER RETIREMENT	1,000.00	300.48	0.00	0.00
120-1271-6211-304-462	TEACHER RETIREMENT	0.00	0.00	218.35	0.00
120-1271-6211-306-462	TEACHER RETIREMENT	0.00	0.00	327.47	0.00
120-2213-6211-105-462	TEACHER RETIREMENT-LEP	0.00	1,332.27	2,906.25	2,862.26
120-2213-6211-107-462	TEACHER RETIREMENT-LEP	0.00	0.00	360.49	355.11
120-2213-6211-118-462	TEACHER RETIREMENT-LEP	0.00	0.00	0.00	2,633.80
120-2213-6211-300-462	TEACHER RETIREMENT-LEP	0.00	1,045.94	1,857.53	2,337.29
120-2213-6211-302-462	TEACHER RETIREMENT-LEP	0.00	0.00	360.49	355.11
120-2213-6211-304-462	TEACHER RETIREMENT-LEP	0.00	371.91	291.16	486.78
120-2213-6211-306-462	TEACHER RETIREMENT-LEP	0.00	557.77	436.72	730.30
120-2213-6211-402-462	TEACHER RETIREMENT-LEP	0.00	801.82	1,098.28	1,053.53
120-2213-6211-406-462	TEACHER RETIREMENT-LEP	0.00	1,873.01	2,769.42	2,648.28
120-2213-6211-407-462	TEACHER RETIREMENT-LEP	0.00	647.83	882.46	844.24
120-2213-6211-408-462	TEACHER RETIREMENT-LEP	0.00	1,202.90	1,647.57	1,971.75
120-2213-6211-409-462	TEACHER RETIREMENT-LEP	0.00	118.31	183.17	178.96
120-2213-6211-500-462	TEACHER RETIREMENT-LEP	0.00	614.39	1,073.41	1,940.96
120-2213-6211-502-462	TEACHER RETIREMENT	0.00	832.86	1,137.49	0.00
120-2213-6211-506-462	TEACHER RETIREMENT	0.00	768.87	1,191.16	1,162.79
120-2213-6211-510-462	TEACHER RETIREMENT-LEP	0.00	409.53	329.24	537.42

Account Code	Account Description	Budget Requested	1St Prior Year Actual	2Nd Prior Year Actual	3Rd Prior Year Actual
120-2213-6211-800-462	TEACHER RETIREMENT	23,000.00	0.00	0.00	0.00
120-2213-6211-840-465	TEACHER RETIREMENT	10,000.00	1,694.48	10,182.99	8,019.52
120-2213-6211-800-497	TEACHER RETIREMENT	400.00	0.00	0.00	0.00
110-1284-6211-750-514	TEACHER RETIREMENT	0.00	7,912.50	12,271.94	10,686.70
120-1281-6211-750-514	TEACHER RETIREMENT	0.00	11,035.40	13,028.07	12,710.69
120-1282-6211-750-514	TEACHER RETIREMENT	0.00	87,974.36	116,832.42	117,087.78
120-1283-6211-750-514	TEACHER RETIREMENT	0.00	47,157.58	64,620.74	63,232.78
120-1288-6211-750-514	TEACHER RETIREMENT	0.00	6,198.24	8,491.75	8,114.21
110-1281-6211-750-515	TEACHER RETIREMENT	0.00	0.00	1,386.99	1,248.31
120-1281-6211-750-515	TEACHER RETIREMENT	0.00	0.00	1,200.61	1,189.73
110-3500-6211-750-516	TEACHER RETIREMENT	0.00	3,130.04	3,396.04	0.00
120-2321-6211-800-522	TEACHER RETIREMENT	0.00	26,086.72	29,293.44	28,572.52
120-1110-6211-800-523	TEACHER RETIREMENT	0.00	4,112.48	3,959.56	2,293.67
120-1130-6211-800-523	TEACHER RETIREMENT	0.00	849.23	1,734.98	1,723.82
120-2641-6211-800-523	TEACHER RETIREMENT	0.00	13,144.33	15,519.46	14,131.60
120-1110-6211-800-524	TEACHER RETIREMENT	7,388,000.00	0.00	0.00	0.00
120-2211-6211-800-526	TEACHER RETIREMENT	0.00	17,987.12	19,067.92	18,630.90
110-2211-6211-800-527	TEACHER RETIREMENT	0.00	0.00	14.46	3,146.02
120-2211-6211-800-527	TEACHER RETIREMENT	0.00	0.00	19,066.85	18,630.90
110-2663-6211-810-530	TEACHER RETIREMENT	0.00	701.01	0.00	0.00
120-2663-6211-810-530	TEACHER RETIREMENT	0.00	2,804.04	0.00	0.00
110-3200-6211-810-534	TEACHER RETIREMENT	0.00	167.04	309.44	1,120.64
120-1119-6211-810-534	TEACHER RETIREMENT	0.00	507.50	0.00	616.25
120-3200-6211-810-534	TEACHER RETIREMENT	0.00	960.85	1,275.17	1,377.21
120-3957-6211-810-534	TEACHER RETIREMENT	0.00	723.26	1,128.68	666.42
110-2552-6211-820-541	Salaries Board Paid Benefit for code 6211	0.00	0.00	78.20	1,068.83
110-2540-6211-840-550	TEACHER RETIREMENT	0.00	0.00	570.02	579.83
110-2542-6211-840-550	TEACHER RETIREMENT	0.00	342.32	18.10	0.00
600-1401-6211-750-614	TEACHER RETIREMENT	0.00	6.22	6.22	0.00
600-1401-6211-750-615	TEACHER RETIREMENT	0.00	11.41	40.95	0.00
600-1430-6211-304-643	TEACHER RETIREMENT	0.00	968.82	942.50	964.25
600-1450-6211-105-652	TEACHER RETIREMENT	0.00	69.60	0.00	0.00
600-1110-6211-106-655	TEACHER RETIREMENT	0.00	0.00	0.00	25.88
600-1110-6211-108-655	TEACHER RETIREMENT	0.00	0.00	0.00	7.40
600-1410-6211-106-655	TEACHER RETIREMENT	0.00	0.00	0.00	25.88
600-1410-6211-502-655	TEACHER RETIREMENT	0.00	0.00	263.33	18.85
600-1410-6211-504-655	TEACHER RETIREMENT	0.00	108.75	0.00	0.00
600-1430-6211-207-655	TEACHER RETIREMENT	0.00	0.00	0.00	51.77
600-1430-6211-300-655	TEACHER RETIREMENT	0.00	0.00	0.00	38.86
600-1450-6211-105-655	TEACHER RETIREMENT	0.00	0.00	71.05	0.00
600-1450-6211-107-671	TEACHER RETIREMENT	0.00	326.98	181.25	467.63
600-1450-6211-307-672	TEACHER RETIREMENT	0.00	0.00	0.00	31.90
600-1450-6211-305-676	TEACHER RETIREMENT	0.00	0.00	0.00	90.63
700-1450-6211-105-700	TEACHER RETIREMENT	0.00	1,676.88	2,526.21	2,498.19

Account Code	Account Description	Budget Requested	1St Prior Year Actual	2Nd Prior Year Actual	3Rd Prior Year Actual
700-1450-6211-107-700	TEACHER RETIREMENT	0.00	3,393.49	5,183.84	3,543.45
700-1450-6211-105-706	TEACHER RETIREMENT	0.00	217.50	0.00	0.00
700-1450-6211-105-721	TEACHER RETIREMENT	0.00	250.13	0.00	0.00
120-1181-6211-109-750	TEACHER RETIREMENT	0.00	21,814.73	56,967.35	55,999.20
OBJECT 6211 TOTAL	TEACHER RETIREMENT	7,655,000.00	5,338,926.20	7,585,936.24	7,364,537.38
110-1110-6221-402-000	NONTEACHER RETIREMENT	0.00	0.00	1,000.72	909.33
110-1110-6221-407-000	NONTEACHER RETIREMENT	0.00	0.00	1,000.75	0.00
110-1110-6221-500-000	NONTEACHER RETIREMENT	0.00	0.00	1,000.75	1,272.87
110-1110-6221-502-000	NONTEACHER RETIREMENT	0.00	0.00	1,000.68	909.20
110-1110-6221-504-000	NONTEACHER RETIREMENT	0.00	0.00	1,000.64	0.00
110-1110-6221-506-000	NONTEACHER RETIREMENT	0.00	0.00	1,000.64	1,272.78
110-1119-6221-320-000	NONTEACHER RETIREMENT	0.00	0.00	65.93	143.16
110-1150-6221-105-000	NONTEACHER RETIREMENT	0.00	269.67	348.75	397.44
110-1182-6221-320-000	NONTEACHER RETIREMENT	0.00	0.00	509.95	256.09
110-1182-6221-416-000	NONTEACHER RETIREMENT 416	0.00	0.00	0.00	89.31
110-2112-6221-105-000	NONTEACHER RETIREMENT	0.00	1,656.75	1,911.79	2,441.47
110-2112-6221-107-000	NONTEACHER RETIREMENT	0.00	1,691.36	1,944.86	1,848.95
110-2122-6221-105-000	NONTEACHER RETIREMENT	0.00	1,325.52	2,808.21	5,317.13
110-2122-6221-107-000	NONTEACHER RETIREMENT	0.00	6,321.49	6,942.68	4,715.88
110-2211-6221-105-000	NONTEACHER RETIREMENT	0.00	982.75	0.00	0.00
110-2211-6221-107-000	NONTEACHER RETIREMENT	0.00	932.53	0.00	0.00
110-2212-6221-441-000	NONTEACHER RETIREMENT	0.00	0.00	0.00	1,450.14
110-2214-6221-449-000	NONTEACHER RETIREMENT	0.00	0.00	0.00	9.60
110-2222-6221-105-000	NONTEACHER RETIREMENT	0.00	2,120.22	2,445.57	2,345.40
110-2222-6221-107-000	NONTEACHER RETIREMENT	0.00	2,238.68	2,627.16	2,472.44
110-2411-6221-105-000	NONTEACHER RETIREMENT	0.00	12,527.93	14,678.86	13,906.41
110-2411-6221-107-000	NONTEACHER RETIREMENT	0.00	13,671.87	15,939.90	15,406.70
110-2411-6221-300-000	NONTEACHER RETIREMENT	0.00	5,524.64	6,455.01	6,015.98
110-2411-6221-302-000	NONTEACHER RETIREMENT	0.00	4,739.65	5,576.81	5,289.61
110-2411-6221-304-000	NONTEACHER RETIREMENT	0.00	4,468.82	5,276.60	4,975.40
110-2411-6221-306-000	Salaries Board paid Taxes for code 6221	0.00	5,316.31	6,265.90	5,816.63
110-2411-6221-402-000	NONTEACHER RETIREMENT	0.00	4,208.59	5,076.33	4,631.86
110-2411-6221-406-000	NONTEACHER RETIREMENT	0.00	3,475.13	4,953.05	4,684.57
110-2411-6221-407-000	NONTEACHER RETIREMENT	0.00	3,957.12	4,900.98	4,652.39
110-2411-6221-408-000	NONTEACHER RETIREMENT	0.00	4,315.57	5,068.92	4,786.87
110-2411-6221-409-000	NONTEACHER RETIREMENT	0.00	4,142.84	4,790.08	4,441.45
110-2411-6221-500-000	NONTEACHER RETIREMENT	0.00	4,528.68	5,288.23	5,001.90
110-2411-6221-502-000	NONTEACHER RETIREMENT	0.00	4,060.60	5,141.99	4,960.75
110-2411-6221-504-000	NONTEACHER RETIREMENT	0.00	4,128.22	4,838.17	4,585.16
110-2411-6221-506-000	NONTEACHER RETIREMENT	0.00	3,612.28	5,132.25	4,840.35
110-2411-6221-510-000	NONTEACHER RETIREMENT	0.00	3,751.47	4,147.38	4,494.73
110-2542-6221-105-000	NONTEACHER RETIREMENT	0.00	24,796.65	28,051.68	30,895.38
110-2542-6221-107-000	NONTEACHER RETIREMENT	0.00	28,703.63	34,645.28	31,725.66
110-2542-6221-300-000	NONTEACHER RETIREMENT	0.00	10,438.28	13,393.43	12,231.97

Account Code	Account Description	Budget Requested	1St Prior Year Actual	2Nd Prior Year Actual	3Rd Prior Year Actual
110-2542-6221-302-000	NONTEACHER RETIREMENT	0.00	9,853.56	13,212.92	12,729.05
110-2542-6221-304-000	NONTEACHER RETIREMENT	0.00	7,147.87	9,399.36	11,207.75
110-2542-6221-306-000	NONTEACHER RETIREMENT	0.00	9,995.73	12,937.56	12,755.97
110-2542-6221-402-000	NONTEACHER RETIREMENT	0.00	7,338.57	8,514.20	8,251.91
110-2542-6221-406-000	NONTEACHER RETIREMENT	0.00	8,005.30	9,394.35	9,107.91
110-2542-6221-407-000	NONTEACHER RETIREMENT	0.00	6,152.10	8,019.53	7,267.01
110-2542-6221-408-000	NONTEACHER RETIREMENT	0.00	2,515.78	5,339.53	5,669.66
110-2542-6221-409-000	NONTEACHER RETIREMENT	0.00	6,173.28	7,308.63	6,959.54
110-2542-6221-500-000	NONTEACHER RETIREMENT	0.00	4,028.17	4,753.84	6,651.11
110-2542-6221-502-000	NONTEACHER RETIREMENT	0.00	5,297.65	7,365.12	7,332.68
110-2542-6221-504-000	NONTEACHER RETIREMENT	0.00	7,217.42	10,890.05	12,453.16
110-2542-6221-506-000	NONTEACHER RETIREMENT	0.00	7,100.85	8,025.58	7,854.07
110-2542-6221-510-000	NONTEACHER RETIREMENT	0.00	6,448.14	8,363.56	8,890.76
110-2542-6221-810-000	NONTEACHER RETIREMENT	0.00	1,476.62	2,236.98	2,114.45
110-2542-6221-840-000	NONTEACHER RETIREMENT	0.00	8,235.84	11,810.34	8,435.27
110-2558-6221-606-000	NONTEACHER RETIREMENT	0.00	0.97	0.00	0.00
110-2664-6221-816-000	NONTEACHER RETIREMENT	0.00	0.00	0.00	580.44
110-3512-6221-750-000	NONTEACHER RETIREMENT	0.00	775.57	699.57	692.57
120-1119-6221-320-000	NONTEACHER RETIREMENT	0.00	0.00	0.00	160.52
120-1181-6221-107-000	NONTEACHER RETIREMENT	0.00	222.61	0.00	0.00
120-3512-6221-128-000	NONTEACHER RETIREMENT	0.00	0.00	0.00	7.20
500-2562-6221-105-000	NONTEACHER RETIREMENT	0.00	745.78	8,817.01	9,259.60
500-2562-6221-107-000	NONTEACHER RETIREMENT	0.00	0.00	4,810.29	6,232.76
500-2562-6221-300-000	NONTEACHER RETIREMENT	0.00	0.00	1,662.82	3,028.12
500-2562-6221-302-000	NONTEACHER RETIREMENT	0.00	0.00	1,391.99	3,167.77
500-2562-6221-304-000	NONTEACHER RETIREMENT	0.00	324.70	1,901.40	3,259.48
500-2562-6221-306-000	NONTEACHER RETIREMENT	0.00	0.00	3,257.17	3,674.45
500-2562-6221-402-000	NONTEACHER RETIREMENT	0.00	0.00	2,520.35	2,962.69
500-2562-6221-406-000	NONTEACHER RETIREMENT	0.00	0.00	2,353.63	2,684.80
500-2562-6221-407-000	NONTEACHER RETIREMENT	0.00	0.00	1,576.11	1,790.20
500-2562-6221-408-000	NONTEACHER RETIREMENT	0.00	0.00	1,630.53	1,883.83
500-2562-6221-409-000	NONTEACHER RETIREMENT	0.00	0.00	2,040.38	2,404.37
500-2562-6221-500-000	NONTEACHER RETIREMENT	0.00	0.00	1,633.38	1,879.95
500-2562-6221-502-000	NONTEACHER RETIREMENT	0.00	0.00	2,037.87	2,400.22
500-2562-6221-504-000	NONTEACHER RETIREMENT	0.00	0.00	2,742.31	1,865.29
500-2562-6221-506-000	NONTEACHER RETIREMENT	0.00	81.94	1,825.42	2,760.09
500-2562-6221-510-000	NONTEACHER RETIREMENT	0.00	0.00	1,516.03	1,765.48
500-2562-6221-610-000	NONTEACHER RETIREMENT	0.00	0.32	0.00	0.00
110-2134-6221-410-001	NONTEACHER RETIREMENT	0.00	0.00	0.00	168.80
110-2552-6221-606-001	NONTEACHER RETIREMENT	0.00	0.00	0.00	204.06
110-2126-6221-800-309	NONTEACHER RETIREMENT	0.00	2,428.89	3,139.18	3,278.34
110-1271-6221-800-310	NONTEACHER RETIREMENT	0.00	530.57	0.00	508.65
110-2121-6221-800-310	NONTEACHER RETIREMENT	0.00	3,052.54	3,601.02	3,468.14
120-1271-6221-800-310	NONTEACHER RETIREMENT	0.00	37.87	71.18	102.92

Account Code	Account Description	Budget Requested	1St Prior Year Actual	2Nd Prior Year Actual	3Rd Prior Year Actual
110-1211-6221-810-316	NONTEACHER RETIREMENT	0.00	1,137.02	1,336.68	1,119.02
110-1150-6221-115-318	NONTEACHER RETIREMENT	0.00	4,569.59	5,773.06	7,361.78
110-2134-6221-115-318	NONTEACHER RETIREMENT	0.00	1,635.76	2,416.97	0.00
110-2542-6221-115-318	NONTEACHER RETIREMENT	0.00	3,929.36	4,539.80	2,864.33
110-2212-6221-800-331	NONTEACHER RETIREMENT	0.00	4,692.60	3,088.82	3,075.35
120-2212-6221-800-331	NONTEACHER RETIREMENT	0.00	24.70	98.94	140.92
110-2212-6221-840-332	NONTEACHER RETIREMENT	0.00	1,286.59	1,517.30	0.00
110-2212-6221-840-333	NONTEACHER RETIREMENT	0.00	1,286.58	1,517.18	1,450.14
110-2222-6221-840-336	NONTEACHER RETIREMENT	0.00	3,768.21	4,439.68	4,089.13
120-2213-6221-840-465	NONTEACHER RETIREMENT	0.00	0.00	9.67	0.00
110-1271-6221-800-497	NONTEACHER RETIREMENT	13,000.00	1,874.65	2,880.83	2,034.69
110-1281-6221-750-514	NONTEACHER RETIREMENT	0.00	2,508.75	3,242.97	3,107.12
110-1283-6221-750-514	NONTEACHER RETIREMENT	0.00	1,255.84	1,535.44	1,495.13
110-1284-6221-750-514	NONTEACHER RETIREMENT	0.00	21,137.28	20,584.59	19,966.25
110-1285-6221-750-514	NONTEACHER RETIREMENT	0.00	3,794.00	4,642.97	4,443.58
110-1286-6221-750-514	NONTEACHER RETIREMENT	0.00	15,047.88	21,021.03	20,320.57
110-1287-6221-750-514	NONTEACHER RETIREMENT	0.00	1,472.06	1,490.73	1,542.12
110-1281-6221-750-515	NONTEACHER RETIREMENT	0.00	0.00	657.80	449.44
120-1281-6221-750-515	NONTEACHER RETIREMENT	0.00	0.00	10.29	251.45
110-3500-6221-750-516	NONTEACHER RETIREMENT	0.00	8,266.63	9,649.03	7,332.94
110-2134-6221-750-518	NONTEACHER RETIREMENT	0.00	38,963.87	62,395.04	51,663.31
110-2321-6221-800-522	NONTEACHER RETIREMENT	0.00	4,204.02	4,432.84	4,245.93
110-1110-6221-800-523	NONTEACHER RETIREMENT	0.00	3.50	0.00	0.00
110-2641-6221-800-523	NONTEACHER RETIREMENT	0.00	8,837.07	10,850.25	10,080.19
120-1110-6221-800-523	NONTEACHER RETIREMENT	0.00	4.94	136.13	0.00
110-2521-6221-800-524	NONTEACHER RETIREMENT	0.00	33,889.35	36,042.60	35,111.81
110-2523-6221-800-524	NONTEACHER RETIREMENT	1,017,000.00	3,834.42	4,679.79	2,690.48
110-2546-6221-800-524	NONTEACHER RETIREMENT	0.00	3,885.59	4,409.27	4,240.21
110-2542-6221-800-525	NONTEACHER RETIREMENT	0.00	2,448.86	2,901.46	2,774.15
110-2211-6221-800-526	NONTEACHER RETIREMENT	0.00	0.00	4,002.30	3,804.48
110-2663-6221-810-530	NONTEACHER RETIREMENT	0.00	9,816.89	13,776.81	14,960.89
110-2664-6221-810-530	NONTEACHER RETIREMENT	0.00	40,338.11	48,720.84	45,493.22
500-2561-6221-810-531	NONTEACHER RETIREMENT	75,000.00	12,012.11	14,840.56	14,338.56
500-2562-6221-105-531	NONTEACHER RETIREMENT	0.00	7,167.18	1,503.76	0.00
500-2562-6221-107-531	NONTEACHER RETIREMENT	0.00	5,456.69	1,097.53	0.00
500-2562-6221-300-531	NONTEACHER RETIREMENT	0.00	2,259.61	338.47	0.00
500-2562-6221-302-531	NONTEACHER RETIREMENT	0.00	1,577.58	285.76	0.00
500-2562-6221-304-531	NONTEACHER RETIREMENT	0.00	1,683.58	313.22	0.00
500-2562-6221-306-531	NONTEACHER RETIREMENT	0.00	3,476.72	657.42	0.00
500-2562-6221-402-531	NONTEACHER RETIREMENT	0.00	2,052.44	516.23	0.00
500-2562-6221-406-531	NONTEACHER RETIREMENT	0.00	2,212.17	463.63	0.00
500-2562-6221-407-531	NONTEACHER RETIREMENT	0.00	1,683.07	313.22	0.00
500-2562-6221-408-531	NONTEACHER RETIREMENT	0.00	1,742.46	324.38	0.00
500-2562-6221-409-531	NONTEACHER RETIREMENT	0.00	2,174.52	407.71	0.00

Account Code	Account Description	Budget Requested	1St Prior Year Actual	2Nd Prior Year Actual	3Rd Prior Year Actual
500-2562-6221-500-531	NONTEACHER RETIREMENT	0.00	1,741.14	326.86	0.00
500-2562-6221-502-531	NONTEACHER RETIREMENT	0.00	2,172.50	405.23	0.00
500-2562-6221-504-531	NONTEACHER RETIREMENT	0.00	2,324.08	548.57	0.00
500-2562-6221-506-531	NONTEACHER RETIREMENT	0.00	1,056.97	308.57	0.00
500-2562-6221-510-531	NONTEACHER RETIREMENT	0.00	2,749.22	318.49	0.00
500-2562-6221-810-531	NONTEACHER RETIREMENT	0.00	4,535.65	5,696.32	5,465.30
110-2631-6221-810-533	NONTEACHER RETIREMENT	0.00	7,460.68	13,344.26	12,951.76
110-3100-6221-810-534	NONTEACHER RETIREMENT	0.00	2,456.54	2,894.60	2,761.72
110-3200-6221-810-534	NONTEACHER RETIREMENT	0.00	1,745.28	1,077.71	0.00
120-3200-6221-810-534	NONTEACHER RETIREMENT	0.00	51.72	786.88	0.00
110-2545-6221-820-541	NONTEACHER RETIREMENT	0.00	171.02	213.88	252.99
110-2552-6221-820-541	NONTEACHER RETIREMENT	0.00	129,521.75	154,917.07	152,626.00
110-2558-6221-820-541	NONTEACHER RETIREMENT	0.00	55.13	79.78	41.49
110-2559-6221-820-542	NONTEACHER RETIREMENT-EC	0.00	11,275.06	13,534.18	10,398.19
110-2554-6221-820-543	NONTEACHER RETIREMENT - SSD	0.00	38,612.04	45,072.43	43,874.60
110-2540-6221-840-550	NONTEACHER RETIREMENT	0.00	6,301.94	69,074.49	91,493.92
110-2541-6221-840-550	NONTEACHER RETIREMENT	0.00	12,075.75	17,266.43	17,950.39
110-2542-6221-840-550	NONTEACHER RETIREMENT	0.00	75,795.60	28,733.25	0.00
110-2541-6221-840-560	NONTEACHER RETIREMENT	0.00	2,458.28	2,894.60	2,766.18
110-2542-6221-840-560	NONTEACHER RETIREMENT	0.00	29,214.48	32,525.14	25,707.74
600-1401-6221-750-614	NONTEACHER RETIREMENT	0.00	4.94	22.50	7.19
600-1401-6221-750-615	NONTEACHER RETIREMENT	0.00	8.05	27.12	13.72
600-1430-6221-304-643	NONTEACHER RETIREMENT	0.00	6.86	6.86	0.00
600-1410-6221-510-655	NONTEACHER RETIREMENT	0.00	7.92	0.00	0.00
700-1450-6221-105-700	NONTEACHER RETIREMENT	0.00	27.78	25.73	54.22
700-1450-6221-107-700	NONTEACHER RETIREMENT	0.00	0.00	51.28	38.42
110-1181-6221-109-750	NONTEACHER RETIREMENT	0.00	0.00	104.55	0.00
110-2211-6221-109-750	NONTEACHER RETIREMENT	0.00	2,441.78	6,290.23	6,094.38
120-1181-6221-109-750	NONTEACHER RETIREMENT	0.00	237.49	875.68	670.91
OBJECT 6221 TOTAL	NONTEACHER RETIREMENT	1,105,000.00	875,017.79	1,083,314.81	1,030,682.31
110-1110-6231-402-000	SOCIAL SECURITY (FICA)	0.00	891.85	2,254.09	2,121.24
110-1110-6231-406-000	SOCIAL SECURITY (FICA)	0.00	1,351.53	1,503.59	2,270.02
110-1110-6231-407-000	SOCIAL SECURITY (FICA)	0.00	1,591.03	2,683.46	2,352.85
110-1110-6231-408-000	SOCIAL SECURITY (FICA)	0.00	895.95	1,957.92	2,125.40
110-1110-6231-409-000	SOCIAL SECURITY (FICA)	0.00	766.22	2,691.48	2,568.84
110-1110-6231-500-000	SOCIAL SECURITY (FICA)	0.00	1,121.96	2,898.10	2,888.62
110-1110-6231-502-000	SOCIAL SECURITY (FICA)	0.00	886.79	2,696.81	2,487.55
110-1110-6231-504-000	SOCIAL SECURITY (FICA)	0.00	1,224.48	2,313.05	2,257.95
110-1110-6231-506-000	SOCIAL SECURITY (FICA)	0.00	1,627.32	2,180.10	2,236.69
110-1110-6231-510-000	SOCIAL SECURITY (FICA)	0.00	1,198.49	1,560.24	1,468.11
110-1119-6231-320-000	SOCIAL SECURITY (FICA)	0.00	0.00	59.59	129.39
110-1130-6231-300-000	SOCIAL SECURITY (FICA)	0.00	293.06	375.75	383.51
110-1130-6231-302-000	SOCIAL SECURITY (FICA)	0.00	281.88	400.08	379.57
110-1130-6231-304-000	SOCIAL SECURITY (FICA)	0.00	202.08	272.82	258.80

Account Code	Account Description	Budget Requested	1St Prior Year Actual	2Nd Prior Year Actual	3Rd Prior Year Actual
110-1130-6231-306-000	SOCIAL SECURITY	0.00	303.74	455.10	435.39
110-1150-6231-105-000	SOCIAL SECURITY (FICA)	0.00	482.83	632.25	630.08
110-1150-6231-107-000	SOCIAL SECURITY (FICA)	0.00	855.27	667.08	678.08
110-1182-6231-320-000	SOCIAL SECURITY (FICA)	0.00	0.00	524.30	335.63
110-1182-6231-416-000	SOCIAL SECURITY (FICA) 416	0.00	0.00	0.00	80.72
110-2112-6231-105-000	SOCIAL SECURITY (FICA)	0.00	431.84	632.65	1,679.40
110-2112-6231-107-000	SOCIAL SECURITY (FICA)	0.00	1,074.21	1,266.76	1,215.55
110-2122-6231-105-000	SOCIAL SECURITY (FICA)	0.00	1,216.68	1,981.13	3,805.27
110-2122-6231-107-000	SOCIAL SECURITY (FICA)	0.00	4,530.28	5,001.12	3,448.71
110-2211-6231-105-000	SOCIAL SECURITY (FICA)	0.00	464.65	0.00	0.00
110-2211-6231-107-000	SOCIAL SECURITY (FICA)	0.00	477.42	0.00	0.00
110-2212-6231-441-000	SOCIAL SECURITY (FICA)	0.00	0.00	0.00	1,110.46
110-2214-6231-449-000	SOCIAL SECURITY (FICA)	0.00	0.00	0.00	8.68
110-2222-6231-105-000	SOCIAL SECURITY (FICA)	0.00	1,461.89	1,719.37	1,664.19
110-2222-6231-107-000	SOCIAL SECURITY (FICA)	0.00	1,196.77	1,474.88	1,403.37
110-2411-6231-105-000	SOCIAL SECURITY (FICA)	0.00	10,419.18	12,372.46	11,708.60
110-2411-6231-107-000	SOCIAL SECURITY (FICA)	0.00	9,228.96	11,196.42	11,158.25
110-2411-6231-300-000	SOCIAL SECURITY (FICA)	0.00	3,808.02	4,471.65	4,119.22
110-2411-6231-302-000	SOCIAL SECURITY (FICA)	0.00	3,288.02	3,954.82	4,092.72
110-2411-6231-304-000	SOCIAL SECURITY (FICA)	0.00	3,635.36	4,410.19	4,197.56
110-2411-6231-306-000	SOCIAL SECURITY	0.00	3,464.04	4,207.47	4,032.69
110-2411-6231-402-000	SOCIAL SECURITY (FICA)	0.00	2,936.87	3,651.14	3,339.66
110-2411-6231-406-000	SOCIAL SECURITY (FICA)	0.00	2,900.08	3,504.58	3,363.33
110-2411-6231-407-000	SOCIAL SECURITY (FICA)	0.00	2,676.63	2,942.95	2,895.71
110-2411-6231-408-000	SOCIAL SECURITY (FICA)	0.00	3,033.48	3,674.20	3,533.10
110-2411-6231-409-000	SOCIAL SECURITY (FICA)	0.00	2,824.94	3,356.65	3,148.29
110-2411-6231-500-000	SOCIAL SECURITY (FICA)	0.00	2,945.19	3,582.86	3,511.34
110-2411-6231-502-000	SOCIAL SECURITY (FICA)	0.00	2,413.68	3,188.71	3,396.31
110-2411-6231-504-000	SOCIAL SECURITY (FICA)	0.00	2,643.70	3,244.21	3,253.16
110-2411-6231-506-000	SOCIAL SECURITY (FICA)	0.00	2,811.04	3,737.95	3,523.47
110-2411-6231-510-000	SOCIAL SECURITY (FICA)	0.00	2,378.38	2,780.19	3,277.04
110-2521-6231-408-000	SOCIAL SECURITY (FICA)	0.00	262.57	0.00	0.00
110-2529-6231-814-000	SOCIAL SECURITY (FICA)	0.00	0.00	0.00	1,576.23
110-2542-6231-105-000	SOCIAL SECURITY (FICA)	0.00	17,194.12	19,509.65	21,852.14
110-2542-6231-107-000	SOCIAL SECURITY (FICA)	0.00	20,584.17	24,896.86	23,105.08
110-2542-6231-300-000	SOCIAL SECURITY (FICA)	0.00	7,142.77	9,687.12	8,859.77
110-2542-6231-302-000	SOCIAL SECURITY (FICA)	0.00	7,039.36	9,530.29	9,246.88
110-2542-6231-304-000	SOCIAL SECURITY (FICA)	0.00	6,021.10	7,067.12	8,614.06
110-2542-6231-306-000	SOCIAL SECURITY (FICA)	0.00	7,374.57	8,981.59	9,125.07
110-2542-6231-402-000	SOCIAL SECURITY (FICA)	0.00	5,346.80	6,257.58	6,076.16
110-2542-6231-406-000	SOCIAL SECURITY (FICA)	0.00	5,731.42	6,723.91	6,603.08
110-2542-6231-407-000	SOCIAL SECURITY (FICA)	0.00	4,117.60	5,098.08	4,924.27
110-2542-6231-408-000	SOCIAL SECURITY (FICA)	0.00	1,826.73	4,071.56	4,253.46
110-2542-6231-409-000	SOCIAL SECURITY (FICA)	0.00	4,349.22	5,201.45	4,997.63

Account Code	Account Description	Budget Requested	1St Prior Year Actual	2Nd Prior Year Actual	3Rd Prior Year Actual
110-2542-6231-500-000	SOCIAL SECURITY (FICA)	0.00	2,824.20	3,374.07	4,773.29
110-2542-6231-502-000	SOCIAL SECURITY (FICA)	0.00	3,776.54	5,161.08	5,172.90
110-2542-6231-504-000	SOCIAL SECURITY (FICA)	0.00	5,199.05	7,858.38	9,016.48
110-2542-6231-506-000	SOCIAL SECURITY (FICA)	0.00	4,842.06	5,121.46	5,015.32
110-2542-6231-510-000	SOCIAL SECURITY (FICA)	0.00	4,556.88	5,476.53	5,629.83
110-2542-6231-810-000	SOCIAL SECURITY (FICA)	0.00	1,334.52	1,586.26	1,510.53
110-2542-6231-840-000	SOCIAL SECURITY (FICA)	0.00	6,603.16	8,371.89	6,428.27
110-2558-6231-606-000	SOCIAL SECURITY (FICA)	0.00	0.29	0.00	0.00
110-2663-6231-811-000	SOCIAL SECURITY (FICA) 811	0.00	0.00	0.00	91.14
110-2664-6231-816-000	SOCIAL SECURITY (FICA)	0.00	0.00	0.00	444.72
110-3200-6231-830-000	SOCIAL SECURITY (FICA)	0.00	863.06	2,237.39	0.00
110-3512-6231-750-000	SOCIAL SECURITY (FICA)	0.00	943.10	2,078.24	2,286.11
110-3900-6231-830-000	SOCIAL SECURITY (FICA)	0.00	0.00	510.17	708.15
120-1110-6231-814-000	SOCIAL SECURITY (FICA)	0.00	0.00	0.00	1,613.52
120-1111-6231-118-000	SOCIAL SECURITY (FICA)	0.00	0.00	0.00	21.08
120-1111-6231-406-000	SOCIAL SECURITY (FICA)	0.00	-23.56	23.56	52.70
120-1111-6231-500-000	SOCIAL SECURITY (FICA)	0.00	-29.45	31.93	0.00
120-1111-6231-506-000	SOCIAL SECURITY (FICA)	0.00	-21.08	21.08	8.68
120-1112-6231-114-000	SOCIAL SECURITY (FICA)	0.00	0.00	0.00	190.34
120-1112-6231-506-000	SOCIAL SECURITY (FICA)	0.00	-2.48	2.48	0.00
120-1113-6231-402-000	SOCIAL SECURITY (FICA)	0.00	-4.96	4.96	0.00
120-1113-6231-408-000	SOCIAL SECURITY (FICA)	0.00	-6.82	6.82	0.00
120-1113-6231-506-000	SOCIAL SECURITY (FICA)	0.00	-4.96	4.96	0.00
120-1114-6231-110-000	SOCIAL SECURITY (FICA)	0.00	0.00	0.00	35.96
120-1114-6231-402-000	SOCIAL SECURITY (FICA)	0.00	-20.46	20.46	0.00
120-1114-6231-502-000	SOCIAL SECURITY (FICA)	0.00	-2.55	0.00	0.00
120-1114-6231-506-000	SOCIAL SECURITY (FICA)	0.00	-1.24	1.24	0.00
120-1115-6231-502-000	SOCIAL SECURITY (FICA)	0.00	-2.23	0.00	0.00
120-1117-6231-406-000	SOCIAL SECURITY (FICA)	0.00	-17.36	17.36	0.00
120-1119-6231-320-000	SOCIAL SECURITY (FICA)	0.00	0.00	132.06	145.08
120-1121-6231-500-000	SOCIAL SECURITY (FICA)	0.00	-19.84	19.84	0.00
120-1121-6231-502-000	SOCIAL SECURITY (FICA)	0.00	5.95	0.00	0.00
120-1125-6231-141-000	SOCIAL SECURITY (FICA)	0.00	0.00	0.00	707.83
120-1125-6231-407-000	SOCIAL SECURITY (FICA)	0.00	-1.55	1.55	0.00
120-1125-6231-506-000	SOCIAL SECURITY (FICA)	0.00	-1.55	1.55	0.00
120-1129-6231-506-000	SOCIAL SECURITY (FICA)	0.00	-4.96	4.96	0.00
120-1129-6231-510-000	SOCIAL SECURITY (FICA)	0.00	-15.50	15.50	0.00
120-1130-6231-814-000	SOCIAL SECURITY (FICA)	0.00	0.00	0.00	1,480.92
120-1131-6231-304-000	SOCIAL SECURITY (FICA)	0.00	-13.64	13.64	0.00
120-1131-6231-306-000	SOCIAL SECURITY (FICA)	0.00	-32.55	32.55	0.00
120-1133-6231-304-000	SOCIAL SECURITY (FICA)	0.00	304.97	1,292.99	0.00
120-1133-6231-306-000	SOCIAL SECURITY (FICA)	0.00	-3.72	3.72	26.04
120-1134-6231-203-000	SOCIAL SECURITY (FICA)	0.00	0.00	0.00	14.26
120-1134-6231-300-000	SOCIAL SECURITY (FICA)	0.00	-13.02	13.02	0.00

Account Code	Account Description	Budget Requested	1St Prior Year Actual	2Nd Prior Year Actual	3Rd Prior Year Actual
120-1135-6231-304-000	SOCIAL SECURITY (FICA)	0.00	-88.04	88.04	0.00
120-1135-6231-306-000	SOCIAL SECURITY (FICA)	0.00	-150.54	150.54	0.00
120-1137-6231-306-000	SOCIAL SECURITY (FICA)	0.00	-11.90	11.90	0.00
120-1139-6231-300-000	SOCIAL SECURITY (FICA)	0.00	-8.68	8.68	5.58
120-1139-6231-302-000	SOCIAL SECURITY (FICA)	0.00	-1.86	1.86	0.00
120-1139-6231-304-000	SOCIAL SECURITY (FICA)	0.00	-257.30	257.30	0.00
120-1145-6231-304-000	SOCIAL SECURITY (FICA)	0.00	-3.72	3.72	0.00
120-1150-6231-107-000	SOCIAL SECURITY (FICA)	0.00	-38.69	620.94	17.36
120-1150-6231-814-000	SOCIAL SECURITY (FICA)	0.00	0.00	0.00	1,925.94
120-1151-6231-107-000	SOCIAL SECURITY (FICA)	0.00	-31.31	31.31	0.00
120-1153-6231-307-000	SOCIAL SECURITY (FICA)	0.00	0.00	0.00	29.45
120-1159-6231-107-000	SOCIAL SECURITY (FICA)	0.00	0.00	773.49	257.30
120-1159-6231-305-000	SOCIAL SECURITY (FICA)	0.00	0.00	0.00	27.90
120-1161-6231-105-000	SOCIAL SECURITY (FICA)	0.00	0.00	6.20	230.64
120-1161-6231-307-000	SOCIAL SECURITY (FICA)	0.00	0.00	0.00	48.05
120-1163-6231-105-000	SOCIAL SECURITY (FICA)	0.00	-9.30	9.30	0.00
120-1163-6231-107-000	SOCIAL SECURITY (FICA)	0.00	-109.12	109.12	104.01
120-1165-6231-307-000	SOCIAL SECURITY (FICA)	0.00	0.00	0.00	91.14
120-1169-6231-105-000	SOCIAL SECURITY (FICA)	0.00	-120.44	120.44	116.25
120-1169-6231-107-000	SOCIAL SECURITY (FICA)	0.00	-51.15	54.87	31.62
120-1171-6231-105-000	SOCIAL SECURITY (FICA)	0.00	-90.68	90.68	1.24
120-1171-6231-107-000	SOCIAL SECURITY (FICA)	0.00	-4.34	4.34	18.60
120-1173-6231-105-000	SOCIAL SECURITY (FICA)	0.00	-5.58	5.58	45.26
120-1173-6231-107-000	SOCIAL SECURITY (FICA)	0.00	-10.54	20.46	11.78
120-1175-6231-105-000	SOCIAL SECURITY (FICA)	0.00	-7.44	7.44	0.00
120-1175-6231-107-000	SOCIAL SECURITY (FICA)	0.00	-246.45	246.45	0.00
120-1179-6231-105-000	SOCIAL SECURITY (FICA)	0.00	0.00	14.26	0.00
120-1179-6231-107-000	SOCIAL SECURITY (FICA)	0.00	-47.28	47.28	0.00
120-1181-6231-105-000	SOCIAL SECURITY (FICA)	0.00	955.76	0.00	0.00
120-1181-6231-107-000	SOCIAL SECURITY (FICA)	0.00	412.49	0.00	0.00
120-1182-6231-320-000	SOCIAL SECURITY (FICA)	0.00	0.00	0.00	281.79
120-1250-6231-402-000	SOCIAL SECURITY (FICA)	0.00	-13.02	13.02	0.00
120-1271-6231-203-000	SOCIAL SECURITY (FICA)	0.00	0.00	0.00	9.49
120-1271-6231-209-000	SOCIAL SECURITY (FICA)	0.00	0.00	0.00	6.32
120-2122-6231-209-000	SOCIAL SECURITY (FICA)	0.00	0.00	0.00	115.79
120-2222-6231-107-000	SOCIAL SECURITY (FICA)	0.00	-2.48	2.48	0.00
120-2222-6231-408-000	SOCIAL SECURITY (FICA)	0.00	-4.02	0.00	0.00
120-2222-6231-504-000	SOCIAL SECURITY (FICA)	0.00	-2.68	0.00	0.00
120-2411-6231-116-000	SOCIAL SECURITY (FICA)	0.00	0.00	0.00	63.71
120-2411-6231-305-000	SOCIAL SECURITY (FICA)	0.00	0.00	0.00	640.51
120-2411-6231-502-000	SOCIAL SECURITY (FICA)	0.00	-32.55	32.55	0.00
120-3512-6231-128-000	SOCIAL SECURITY (FICA)	0.00	0.00	0.00	31.58
120-3900-6231-830-000	SOCIAL SECURITY (FICA)	0.00	56.07	115.93	65.60
500-2562-6231-105-000	SOCIAL SECURITY (FICA)	0.00	426.25	10,256.16	10,839.13

Account Code	Account Description	Budget Requested	1St Prior Year Actual	2Nd Prior Year Actual	3Rd Prior Year Actual
500-2562-6231-107-000	SOCIAL SECURITY (FICA)	0.00	2.36	7,828.00	9,359.35
500-2562-6231-300-000	SOCIAL SECURITY (FICA)	0.00	644.61	2,529.66	4,498.56
500-2562-6231-302-000	SOCIAL SECURITY (FICA)	0.00	291.12	2,274.54	3,362.59
500-2562-6231-304-000	SOCIAL SECURITY (FICA)	0.00	397.29	2,366.59	3,014.31
500-2562-6231-306-000	SOCIAL SECURITY	0.00	94.74	4,671.17	5,432.37
500-2562-6231-402-000	SOCIAL SECURITY (FICA)	0.00	0.00	2,877.01	2,987.16
500-2562-6231-406-000	SOCIAL SECURITY (FICA)	0.00	79.53	3,070.01	3,563.35
500-2562-6231-407-000	SOCIAL SECURITY (FICA)	0.00	23.61	1,857.06	2,771.05
500-2562-6231-408-000	SOCIAL SECURITY (FICA)	0.00	49.88	2,587.07	2,979.15
500-2562-6231-409-000	SOCIAL SECURITY (FICA)	0.00	0.00	2,356.72	3,158.41
500-2562-6231-500-000	SOCIAL SECURITY (FICA)	0.00	0.00	2,155.18	2,470.62
500-2562-6231-502-000	SOCIAL SECURITY (FICA)	0.00	170.01	2,480.93	2,729.44
500-2562-6231-504-000	SOCIAL SECURITY (FICA)	0.00	0.00	1,883.91	1,594.21
500-2562-6231-506-000	SOCIAL SECURITY (FICA)	0.00	74.06	2,885.27	3,027.45
500-2562-6231-510-000	SOCIAL SECURITY (FICA)	0.00	0.00	2,134.69	2,303.48
500-2562-6231-610-000	SOCIAL SECURITY (FICA)	0.00	0.10	0.00	0.00
110-2134-6231-410-001	SOCIAL SECURITY (FICA)	0.00	0.00	0.00	70.65
110-2552-6231-606-001	SOCIAL SECURITY (FICA)	0.00	0.00	0.00	115.22
110-2126-6231-800-309	SOCIAL SECURITY (FICA)	0.00	1,810.74	2,329.77	2,503.40
110-1271-6231-800-310	SOCIAL SECURITY (FICA)	0.00	387.86	0.00	367.55
110-2121-6231-800-310	SOCIAL SECURITY (FICA)	0.00	2,225.70	2,656.46	2,578.26
120-1271-6231-800-310	SOCIAL SECURITY (FICA)	0.00	209.76	73.27	146.56
120-1225-6231-800-311	SOCIAL SECURITY (FICA)	0.00	5.95	196.43	181.09
110-1211-6231-810-316	SOCIAL SECURITY (FICA)	0.00	714.53	832.10	639.05
120-1211-6231-402-316	SOCIAL SECURITY (FICA)	0.00	-0.74	0.74	0.00
120-1211-6231-409-316	SOCIAL SECURITY (FICA)	0.00	-1.74	1.74	0.00
120-1150-6231-810-317	SOCIAL SECURITY (FICA)	0.00	-2.48	2.48	0.00
110-1150-6231-115-318	SOCIAL SECURITY (FICA)	0.00	3,766.32	4,737.40	5,950.94
110-2134-6231-115-318	SOCIAL SECURITY (FICA)	0.00	1,478.39	1,780.89	0.00
110-2542-6231-115-318	SOCIAL SECURITY (FICA)	0.00	2,602.91	3,262.41	2,133.13
120-2411-6231-115-318	SOCIAL SECURITY (FICA)	0.00	0.00	1,936.22	2,586.48
120-2411-6231-115-319	SOCIAL SECURITY (FICA)	0.00	0.00	215.27	287.30
110-2212-6231-800-331	SOCIAL SECURITY (FICA)	0.00	3,071.84	2,297.33	2,610.31
120-1110-6231-800-331	SOCIAL SECURITY (FICA)	0.00	0.00	3,334.05	3,892.98
120-1130-6231-800-331	SOCIAL SECURITY (FICA)	0.00	0.00	593.34	518.94
120-2212-6231-800-331	SOCIAL SECURITY (FICA)	0.00	879.07	301.80	227.11
120-2214-6231-800-331	SOCIAL SECURITY (FICA)	0.00	0.00	105.40	0.00
110-2212-6231-840-332	SOCIAL SECURITY (FICA)	0.00	966.75	1,147.99	0.00
120-2212-6231-840-332	SOCIAL SECURITY (FICA)	0.00	-10.23	15.63	6.70
110-2212-6231-840-333	SOCIAL SECURITY (FICA)	0.00	966.72	1,147.83	1,110.20
120-2212-6231-840-333	SOCIAL SECURITY (FICA)	0.00	0.00	6.14	0.00
110-1150-6231-105-334	SOCIAL SECURITY (FICA)	0.00	329.44	0.00	0.00
120-1125-6231-800-334	SOCIAL SECURITY (FICA)	0.00	964.25	1,139.84	0.00
110-2212-6231-840-335	SOCIAL SECURITY (FICA)	0.00	1,414.42	1,694.36	0.00

Account Code	Account Description	Budget Requested	1St Prior Year Actual	2Nd Prior Year Actual	3Rd Prior Year Actual
120-2214-6231-840-335	SOCIAL SECURITY (FICA)	0.00	2,814.36	785.72	2,788.87
110-2222-6231-840-336	SOCIAL SECURITY (FICA)	0.00	2,667.98	3,142.07	2,867.77
120-1228-6231-112-414	SOCIAL SECURITY (FICA)	0.00	0.00	0.00	66.96
120-1228-6231-504-414	SOCIAL SECURITY (FICA)	0.00	-12.40	12.40	0.00
120-1250-6231-106-451	SOCIAL SECURITY (FICA)	0.00	0.00	0.00	109.12
120-1250-6231-110-451	SOCIAL SECURITY (FICA)	0.00	0.00	0.00	70.68
120-1250-6231-840-451	SOCIAL SECURITY (FICA)	0.00	836.69	936.51	2,468.29
120-2213-6231-110-451	SOCIAL SECURITY (FICA)	0.00	0.00	0.00	1.86
120-2213-6231-840-451	SOCIAL SECURITY (FICA)	0.00	0.00	1,276.82	0.00
120-1271-6231-800-462	SOCIAL SECURITY (FICA) - LEP	0.00	0.00	67.04	703.72
120-2213-6231-203-462	SOCIAL SECURITY (FICA)	0.00	0.00	0.00	1.67
120-2213-6231-209-462	SOCIAL SECURITY (FICA)	0.00	0.00	0.00	1.12
120-2213-6231-800-462	SOCIAL SECURITY (FICA)	0.00	0.00	571.57	0.00
120-2213-6231-840-465	SOCIAL SECURITY (FICA)	0.00	6,165.85	3,753.69	2,865.36
110-1271-6231-800-497	SOCIAL SECURITY (FICA)	0.00	1,327.68	2,918.38	1,470.12
120-2213-6231-800-497	SOCIAL SECURITY (FICA)	0.00	249.92	0.00	0.00
110-1281-6231-750-514	SOCIAL SECURITY (FICA)	0.00	1,844.73	2,010.68	1,952.08
110-1283-6231-750-514	SOCIAL SECURITY (FICA)	0.00	891.81	1,179.06	1,156.63
110-1284-6231-750-514	SOCIAL SECURITY (FICA)	0.00	18,314.34	20,301.42	19,950.57
110-1285-6231-750-514	SOCIAL SECURITY (FICA)	0.00	2,928.52	3,413.06	3,174.18
110-1286-6231-750-514	SOCIAL SECURITY (FICA)	0.00	10,731.65	14,583.97	14,046.28
110-1287-6231-750-514	SOCIAL SECURITY (FICA)	0.00	1,002.39	1,038.87	1,093.34
120-1281-6231-750-514	SOCIAL SECURITY (FICA)	0.00	80.33	44.64	2.98
120-1283-6231-750-514	SOCIAL SECURITY (FICA)	0.00	-8.68	8.68	0.00
120-1284-6231-750-514	SOCIAL SECURITY (FICA)	0.00	0.00	43.35	308.13
110-1281-6231-750-515	SOCIAL SECURITY (FICA)	0.00	0.00	890.52	570.69
120-1281-6231-750-515	SOCIAL SECURITY (FICA)	0.00	0.00	9.30	227.26
110-3500-6231-750-516	SOCIAL SECURITY (FICA)	0.00	9,512.55	11,891.09	13,544.91
110-2134-6231-750-518	SOCIAL SECURITY (FICA)	0.00	32,940.97	50,052.45	46,588.55
110-2312-6231-800-521	SOCIAL SECURITY (FICA)	0.00	18.02	447.27	671.67
110-2321-6231-800-522	SOCIAL SECURITY (FICA)	0.00	3,387.15	3,460.62	3,286.17
120-2321-6231-800-522	SOCIAL SECURITY (FICA)	0.00	-22.32	22.32	298.53
110-1110-6231-800-523	SOCIAL SECURITY (FICA)	0.00	749.89	1,275.78	1,335.24
110-2641-6231-800-523	SOCIAL SECURITY (FICA)	0.00	6,560.97	8,326.57	7,663.73
120-1110-6231-800-523	SOCIAL SECURITY (FICA)	0.00	27,741.60	37,992.76	37,091.14
120-1130-6231-800-523	SOCIAL SECURITY (FICA)	0.00	0.00	23.72	0.00
110-2521-6231-800-524	SOCIAL SECURITY (FICA)	0.00	25,503.64	27,040.63	27,491.01
110-2523-6231-800-524	SOCIAL SECURITY (FICA)	849,000.00	2,877.89	3,422.39	1,976.04
110-2527-6231-800-524	SOCIAL SECURITY (FICA)	0.00	1,122.35	1,510.75	1,410.97
110-2546-6231-800-524	SOCIAL SECURITY (FICA)	0.00	6,590.71	12,156.57	12,639.11
110-2542-6231-800-525	SOCIAL SECURITY (FICA)	0.00	1,821.26	2,175.75	2,106.86
110-2211-6231-800-526	SOCIAL SECURITY (FICA)	0.00	0.00	2,974.71	2,934.70
110-2546-6231-800-526	SOCIAL SECURITY (FICA)	0.00	1,021.45	0.00	0.00
110-2211-6231-800-527	SOCIAL SECURITY (FICA)	0.00	0.00	9.27	1,618.34

Account Code	Account Description	Budget Requested	1St Prior Year Actual	2Nd Prior Year Actual	3Rd Prior Year Actual
120-2211-6231-800-527	SOCIAL SECURITY (FICA)	0.00	-42.32	42.32	0.00
110-2663-6231-810-530	SOCIAL SECURITY (FICA)	0.00	7,614.64	10,911.07	10,893.97
110-2664-6231-810-530	SOCIAL SECURITY (FICA)	0.00	31,025.54	36,229.85	34,027.70
500-2561-6231-810-531	SOCIAL SECURITY (FICA)	81,000.00	9,212.42	11,483.30	11,161.55
500-2562-6231-105-531	SOCIAL SECURITY (FICA)	0.00	8,595.82	1,942.28	0.00
500-2562-6231-107-531	SOCIAL SECURITY (FICA)	0.00	6,874.67	1,674.57	0.00
500-2562-6231-300-531	SOCIAL SECURITY (FICA)	0.00	2,271.70	471.17	0.00
500-2562-6231-302-531	SOCIAL SECURITY (FICA)	0.00	1,820.50	511.36	0.00
500-2562-6231-304-531	SOCIAL SECURITY (FICA)	0.00	1,067.17	347.38	0.00
500-2562-6231-306-531	SOCIAL SECURITY (FICA)	0.00	4,363.86	942.53	0.00
500-2562-6231-402-531	SOCIAL SECURITY (FICA)	0.00	2,666.50	600.34	0.00
500-2562-6231-406-531	SOCIAL SECURITY (FICA)	0.00	3,029.71	617.98	0.00
500-2562-6231-407-531	SOCIAL SECURITY (FICA)	0.00	2,468.41	369.92	0.00
500-2562-6231-408-531	SOCIAL SECURITY (FICA)	0.00	2,209.10	489.75	0.00
500-2562-6231-409-531	SOCIAL SECURITY (FICA)	0.00	2,449.12	394.49	0.00
500-2562-6231-500-531	SOCIAL SECURITY (FICA)	0.00	1,796.45	431.05	0.00
500-2562-6231-502-531	SOCIAL SECURITY (FICA)	0.00	2,336.76	484.66	0.00
500-2562-6231-504-531	SOCIAL SECURITY (FICA)	0.00	2,650.25	400.87	0.00
500-2562-6231-506-531	SOCIAL SECURITY (FICA)	0.00	2,761.37	541.29	0.00
500-2562-6231-510-531	SOCIAL SECURITY (FICA)	0.00	2,617.18	453.93	0.00
500-2562-6231-810-531	SOCIAL SECURITY (FICA)	0.00	4,437.94	5,891.28	5,369.03
110-2631-6231-810-533	SOCIAL SECURITY (FICA)	0.00	5,955.28	10,452.53	10,219.86
110-2410-6231-810-534	SOCIAL SECURITY (FICA)	0.00	0.00	48.56	30.63
110-3100-6231-810-534	SOCIAL SECURITY (FICA)	0.00	1,795.91	2,121.93	2,040.52
110-3200-6231-810-534	SOCIAL SECURITY (FICA)	0.00	2,081.69	803.36	3,431.21
120-3200-6231-810-534	SOCIAL SECURITY (FICA)	0.00	741.51	1,261.05	351.54
120-3957-6231-810-534	SOCIAL SECURITY (FICA)	0.00	789.89	642.32	1,065.93
110-2545-6231-820-541	SOCIAL SECURITY (FICA)	0.00	130.55	160.35	193.90
110-2552-6231-820-541	SOCIAL SECURITY (FICA)	0.00	88,330.40	106,429.42	104,642.05
110-2558-6231-820-541	SOCIAL SECURITY (FICA)	0.00	38.98	56.32	32.38
110-2559-6231-820-542	SOCIAL SECURITY (FICA) - EC	0.00	7,419.17	8,390.94	6,832.15
110-2554-6231-820-543	SOCIAL SECURITY (FICA) - SSD	0.00	24,897.74	28,803.84	29,176.39
110-2540-6231-840-550	SOCIAL SECURITY (FICA)	0.00	4,792.43	52,229.46	71,291.78
110-2541-6231-840-550	SOCIAL SECURITY (FICA)	0.00	9,694.69	13,960.61	14,632.93
110-2542-6231-840-550	SOCIAL SECURITY (FICA)	0.00	57,029.79	20,902.78	0.00
110-2541-6231-840-560	SOCIAL SECURITY (FICA)	0.00	1,801.55	2,169.46	2,072.87
110-2542-6231-840-560	SOCIAL SECURITY (FICA)	0.00	23,251.11	25,760.13	21,298.26
600-1401-6231-750-613	SOCIAL SECURITY (FICA)	0.00	0.00	2.98	0.00
600-1401-6231-750-614	SOCIAL SECURITY (FICA)	0.00	25.09	78.14	44.86
600-1401-6231-750-615	SOCIAL SECURITY (FICA)	0.00	64.14	76.95	70.90
600-1450-6231-810-618	SOCIAL SECURITY (FICA)	0.00	0.00	0.00	11.90
600-1401-6231-800-638	SOCIAL SECURITY (FICA)	0.00	172.54	330.38	312.42
600-1430-6231-304-643	SOCIAL SECURITY (FICA)	0.00	31.62	6.20	0.00
600-1430-6231-304-644	SOCIAL SECURITY (FICA)	0.00	5.95	5.95	0.00

Account Code	Account Description	Budget Requested	1St Prior Year Actual	2Nd Prior Year Actual	3Rd Prior Year Actual
600-1150-6231-305-652	SOCIAL SECURITY (FICA)	0.00	0.00	0.00	2.98
600-1450-6231-105-653	SOCIAL SECURITY (FICA)	0.00	0.00	2.98	0.00
600-1450-6231-107-654	SOCIAL SECURITY (FICA)	0.00	0.00	5.95	0.00
600-1450-6231-307-654	SOCIAL SECURITY (FICA)	0.00	0.00	0.00	5.95
600-1110-6231-106-655	SOCIAL SECURITY (FICA)	0.00	0.00	0.00	11.90
600-1110-6231-407-655	SOCIAL SECURITY (FICA)	0.00	0.00	14.88	71.41
600-1110-6231-409-655	SOCIAL SECURITY (FICA)	0.00	0.00	17.85	65.47
600-1110-6231-504-655	SOCIAL SECURITY (FICA)	0.00	0.00	10.92	44.65
600-1150-6231-307-655	SOCIAL SECURITY (FICA)	0.00	0.00	0.00	83.31
600-1401-6231-130-655	SOCIAL SECURITY (FICA)	0.00	0.00	0.00	17.86
600-1410-6231-402-655	SOCIAL SECURITY (FICA)	0.00	8.93	11.91	11.90
600-1410-6231-406-655	SOCIAL SECURITY (FICA)	0.00	131.68	336.22	0.00
600-1410-6231-407-655	SOCIAL SECURITY (FICA)	0.00	11.90	81.65	0.00
600-1410-6231-408-655	SOCIAL SECURITY (FICA)	0.00	5.95	19.84	8.93
600-1410-6231-409-655	SOCIAL SECURITY (FICA)	0.00	47.60	61.00	0.00
600-1410-6231-500-655	SOCIAL SECURITY (FICA)	0.00	74.39	83.31	35.71
600-1410-6231-502-655	SOCIAL SECURITY (FICA)	0.00	450.36	443.76	231.28
600-1410-6231-504-655	SOCIAL SECURITY (FICA)	0.00	29.75	35.71	0.00
600-1410-6231-506-655	SOCIAL SECURITY (FICA)	0.00	142.80	264.81	29.75
600-1410-6231-510-655	SOCIAL SECURITY (FICA)	0.00	72.60	100.18	53.56
600-1430-6231-300-655	SOCIAL SECURITY (FICA)	0.00	151.73	184.51	157.73
600-1430-6231-302-655	SOCIAL SECURITY (FICA)	0.00	41.66	92.23	92.23
600-1430-6231-304-655	SOCIAL SECURITY (FICA)	0.00	14.88	38.71	17.86
600-1430-6231-306-655	SOCIAL SECURITY (FICA)	0.00	17.85	47.60	80.34
600-1450-6231-105-655	SOCIAL SECURITY (FICA)	0.00	17.85	11.90	11.90
600-1450-6231-107-655	SOCIAL SECURITY (FICA)	0.00	47.60	17.85	0.00
600-1450-6231-107-664	SOCIAL SECURITY (FICA)	0.00	0.00	124.00	74.40
600-1150-6231-305-667	SOCIAL SECURITY (FICA)	0.00	0.00	0.00	11.90
600-1430-6231-205-667	SOCIAL SECURITY (FICA)	0.00	0.00	0.00	17.86
600-1450-6231-105-667	SOCIAL SECURITY (FICA)	0.00	11.90	11.90	0.00
600-1450-6231-107-671	SOCIAL SECURITY (FICA)	0.00	0.00	72.91	0.00
600-1450-6231-105-679	SOCIAL SECURITY (FICA)	0.00	101.68	5.95	0.00
600-1450-6231-105-682	SOCIAL SECURITY (FICA)	0.00	0.00	5.95	5.95
600-1450-6231-105-686	SOCIAL SECURITY (FICA)	0.00	0.00	17.85	23.83
600-1450-6231-105-687	SOCIAL SECURITY (FICA)	0.00	5.95	0.00	0.00
600-1450-6231-305-687	SOCIAL SECURITY (FICA)	0.00	0.00	0.00	8.92
600-1401-6231-416-691	SOCIAL SECURITY (FICA)	0.00	0.00	0.00	9.38
600-1450-6231-305-691	SOCIAL SECURITY (FICA)	0.00	0.00	0.00	23.81
600-1150-6231-105-692	SOCIAL SECURITY (FICA)	0.00	0.00	11.90	0.00
600-1450-6231-107-692	SOCIAL SECURITY (FICA)	0.00	0.00	0.00	5.95
600-1410-6231-409-693	SOCIAL SECURITY (FICA)	0.00	0.00	1.49	0.00
600-1430-6231-205-693	SOCIAL SECURITY (FICA)	0.00	0.00	0.00	11.90
600-1450-6231-105-693	SOCIAL SECURITY (FICA)	0.00	35.70	23.80	5.95
600-1150-6231-105-694	SOCIAL SECURITY (FICA)	0.00	0.00	23.80	17.85

Account Code	Account Description	Budget Requested	1St Prior Year Actual	2Nd Prior Year Actual	3Rd Prior Year Actual
600-1450-6231-105-694	SOCIAL SECURITY (FICA)	0.00	0.00	5.95	0.00
600-1450-6231-105-696	SOCIAL SECURITY (FICA)	0.00	6.20	12.40	43.40
700-1450-6231-105-700	SOCIAL SECURITY (FICA)	0.00	250.93	290.40	319.54
700-1450-6231-107-700	SOCIAL SECURITY (FICA)	0.00	340.47	721.54	702.58
110-1181-6231-109-750	SOCIAL SECURITY (FICA)	0.00	0.00	228.66	0.00
110-2211-6231-109-750	SOCIAL SECURITY (FICA)	0.00	1,220.33	4,019.64	3,979.00
120-1181-6231-109-750	SOCIAL SECURITY (FICA)	0.00	4,253.40	7,792.18	8,076.80
OBJECT 6231 TOTAL	SOCIAL SECURITY (FICA)	930,000.00	736,776.96	934,765.66	921,908.03
110-1110-6232-402-000	Medicare Tax (NonTchr)	0.00	208.57	527.16	496.13
110-1110-6232-406-000	Medicare Tax (NonTchr)	0.00	332.27	373.87	530.94
110-1110-6232-407-000	Medicare Tax (NonTchr)	0.00	372.08	627.57	550.26
110-1110-6232-408-000	Medicare Tax (NonTchr)	0.00	209.55	457.99	497.13
110-1110-6232-409-000	Medicare Tax (NonTchr)	0.00	179.23	629.46	600.75
110-1110-6232-500-000	Medicare Tax (NonTchr)	0.00	262.36	677.89	675.58
110-1110-6232-502-000	Medicare Tax (NonTchr)	0.00	223.62	653.01	581.80
110-1110-6232-504-000	Medicare Tax (NonTchr)	0.00	286.42	541.07	528.19
110-1110-6232-506-000	Medicare Tax (NonTchr)	0.00	380.58	509.77	523.05
110-1110-6232-510-000	Medicare Tax (NonTchr)	0.00	280.35	364.91	343.28
110-1119-6232-320-000	Medicare Tax (NonTchr)	0.00	0.00	13.94	30.26
110-1129-6232-143-000	Medicare Tax (NonTchr) 143	0.00	0.00	0.00	2.18
110-1130-6232-300-000	Medicare Tax (NonTchr)	0.00	68.56	87.93	89.65
110-1130-6232-302-000	Medicare Tax (NonTchr)	0.00	65.92	93.63	88.74
110-1130-6232-304-000	Medicare Tax (NonTchr)	0.00	47.26	63.78	60.53
110-1130-6232-306-000	Medicare Tax (NonTchr)	0.00	71.07	106.45	101.81
110-1150-6232-105-000	Medicare Tax (NonTchr)	0.00	112.92	147.88	147.36
110-1150-6232-107-000	Medicare Tax (NonTchr)	0.00	200.00	156.07	159.22
110-1182-6232-320-000	Medicare Tax (NonTchr)	0.00	0.00	122.63	78.50
110-1182-6232-416-000	Medicare Tax (NonTchr) 416	0.00	0.00	0.00	18.88
110-2112-6232-105-000	Medicare Tax (NonTchr)	0.00	100.97	147.96	392.72
110-2112-6232-107-000	Medicare Tax (NonTchr)	0.00	251.23	296.21	284.26
110-2122-6232-105-000	Medicare Tax (NonTchr)	0.00	284.49	463.29	889.91
110-2122-6232-107-000	Medicare Tax (NonTchr)	0.00	1,059.55	1,169.69	806.64
110-2211-6232-105-000	Medicare Tax (NonTchr)	0.00	108.64	0.00	0.00
110-2211-6232-107-000	Medicare Tax (NonTchr)	0.00	111.64	0.00	0.00
110-2212-6232-441-000	Medicare Tax (NonTchr)	0.00	0.00	0.00	259.74
110-2214-6232-449-000	Medicare Tax (NonTchr)	0.00	0.00	0.00	2.04
110-2222-6232-105-000	Medicare Tax (NonTchr)	0.00	341.90	402.14	389.21
110-2222-6232-107-000	Medicare Tax (NonTchr)	0.00	279.92	344.94	328.17
110-2411-6232-105-000	Medicare Tax (NonTchr)	0.00	2,436.80	2,893.73	2,738.35
110-2411-6232-107-000	Medicare Tax (NonTchr)	0.00	2,158.33	2,618.38	2,609.51
110-2411-6232-300-000	Medicare Tax (NonTchr)	0.00	890.66	1,045.90	963.46
110-2411-6232-302-000	Medicare Tax (NonTchr)	0.00	769.01	924.96	957.02
110-2411-6232-304-000	Medicare Tax (NonTchr)	0.00	850.11	1,031.29	981.78
110-2411-6232-306-000	Medicare Tax (NonTchr)	0.00	810.05	983.97	943.18

Account Code	Account Description	Budget Requested	1St Prior Year Actual	2Nd Prior Year Actual	3Rd Prior Year Actual
110-2411-6232-402-000	Medicare Tax (NonTchr)	0.00	686.81	853.92	781.00
110-2411-6232-406-000	Medicare Tax (NonTchr)	0.00	678.32	819.68	786.58
110-2411-6232-407-000	Medicare Tax (NonTchr)	0.00	625.94	688.33	677.23
110-2411-6232-408-000	Medicare Tax (NonTchr)	0.00	709.40	859.20	826.28
110-2411-6232-409-000	Medicare Tax (NonTchr)	0.00	660.70	785.06	736.30
110-2411-6232-500-000	Medicare Tax (NonTchr)	0.00	688.86	837.92	821.24
110-2411-6232-502-000	Medicare Tax (NonTchr)	0.00	564.47	745.75	794.27
110-2411-6232-504-000	Medicare Tax (NonTchr)	0.00	618.27	758.71	760.83
110-2411-6232-506-000	Medicare Tax (NonTchr)	0.00	657.50	874.25	823.96
110-2411-6232-510-000	Medicare Tax (NonTchr)	0.00	556.22	650.16	766.37
110-2521-6232-408-000	Medicare Tax (NonTchr)	0.00	61.41	0.00	0.00
110-2529-6232-814-000	Medicare Tax (NonTchr)	0.00	0.00	0.00	368.83
110-2542-6232-105-000	Medicare Tax (NonTchr)	0.00	4,021.25	4,563.16	5,110.95
110-2542-6232-107-000	Medicare Tax (NonTchr)	0.00	4,814.11	5,822.89	5,403.58
110-2542-6232-300-000	Medicare Tax (NonTchr)	0.00	1,670.45	2,265.65	2,072.03
110-2542-6232-302-000	Medicare Tax (NonTchr)	0.00	1,646.28	2,228.98	2,162.62
110-2542-6232-304-000	Medicare Tax (NonTchr)	0.00	1,408.17	1,652.76	2,014.59
110-2542-6232-306-000	Medicare Tax (Non Tchr)	0.00	1,724.70	2,100.57	2,134.14
110-2542-6232-402-000	Medicare Tax (NonTchr)	0.00	1,250.59	1,463.59	1,421.22
110-2542-6232-406-000	Medicare Tax (NonTchr)	0.00	1,340.37	1,572.55	1,544.42
110-2542-6232-407-000	Medicare Tax (NonTchr)	0.00	963.00	1,192.31	1,151.51
110-2542-6232-408-000	Medicare Tax (NonTchr)	0.00	427.28	952.19	994.83
110-2542-6232-409-000	Medicare Tax (NonTchr)	0.00	1,017.21	1,216.53	1,168.82
110-2542-6232-500-000	Medicare Tax (NonTchr)	0.00	660.39	789.10	1,116.37
110-2542-6232-502-000	Medicare Tax (NonTchr)	0.00	883.18	1,207.00	1,209.79
110-2542-6232-504-000	Medicare Tax (NonTchr)	0.00	1,215.93	1,838.04	2,108.87
110-2542-6232-506-000	Medicare Tax (NonTchr)	0.00	1,132.49	1,197.71	1,172.84
110-2542-6232-510-000	Medicare Tax (NonTchr)	0.00	1,065.93	1,280.87	1,316.65
110-2542-6232-810-000	Medicare Tax (NonTchr)	0.00	312.18	371.06	353.31
110-2542-6232-840-000	Medicare Tax (NonTchr)	0.00	1,544.34	1,957.92	1,503.39
110-2558-6232-606-000	Medicare Tax (NonTchr)	0.00	0.07	0.00	0.00
110-2663-6232-811-000	Medicare Tax (NonTchr) 811	0.00	0.00	0.00	21.32
110-2664-6232-816-000	Medicare Tax (NonTchr)	0.00	0.00	0.00	104.00
110-3200-6232-830-000	Medicare Tax (NonTchr)	0.00	201.87	523.24	0.00
110-3512-6232-750-000	Medicare Tax (NonTchr)	0.00	220.55	486.10	534.64
110-3900-6232-830-000	Medicare Tax (NonTchr)	0.00	0.00	119.34	165.64
120-1110-6232-106-000	Medicare Tax (NonTchr)	0.00	0.00	0.00	315.71
120-1110-6232-408-000	Medicare Tax (NonTchr)	0.00	531.85	0.00	0.00
120-1110-6232-502-000	Medicare Tax (NonTchr)	0.00	252.35	398.84	285.63
120-1110-6232-808-000	Medicare Tax (NonTchr)	0.00	47.07	0.00	0.00
120-1110-6232-814-000	Medicare Tax	0.00	0.00	0.00	377.76
120-1111-6232-402-000	Medicare Tax (NonTchr)	0.00	1,580.02	1,962.64	1,907.94
120-1111-6232-406-000	Medicare Tax (NonTchr)	0.00	2,545.80	3,419.08	3,618.24
120-1111-6232-407-000	Medicare Tax (NonTchr)	0.00	1,649.75	2,261.14	2,145.25

Account Code	Account Description	Budget Requested	1St Prior Year Actual	2Nd Prior Year Actual	3Rd Prior Year Actual
120-1111-6232-408-000	Medicare Tax (NonTchr)	0.00	2,182.61	3,555.97	3,386.59
120-1111-6232-409-000	Medicare Tax (NonTchr)	0.00	1,601.80	2,672.23	2,644.12
120-1111-6232-500-000	Medicare Tax (NonTchr)	0.00	2,007.85	2,191.44	2,273.63
120-1111-6232-502-000	Medicare Tax (NonTchr)	0.00	2,285.00	2,988.60	2,327.01
120-1111-6232-504-000	Medicare Tax (NonTchr)	0.00	1,054.56	1,400.78	1,140.69
120-1111-6232-506-000	Medicare Tax (NonTchr)	0.00	1,939.17	3,136.30	3,054.75
120-1111-6232-510-000	Medicare Tax (NonTchr)	0.00	1,483.09	2,029.79	3,035.85
120-1112-6232-402-000	Medicare Tax (NonTchr)	0.00	2,172.89	3,589.25	2,735.27
120-1112-6232-406-000	Medicare Tax (NonTchr)	0.00	2,820.54	4,399.78	3,688.20
120-1112-6232-407-000	Medicare Tax (NonTchr)	0.00	2,537.05	3,486.03	3,315.21
120-1112-6232-408-000	Medicare Tax (NonTchr)	0.00	1,861.09	2,499.87	2,310.03
120-1112-6232-409-000	Medicare Tax (NonTchr)	0.00	1,144.93	2,047.02	1,461.49
120-1112-6232-500-000	Medicare Tax (NonTchr)	0.00	1,952.71	3,079.88	3,049.71
120-1112-6232-502-000	Medicare Tax (NonTchr)	0.00	2,607.85	3,057.48	2,993.00
120-1112-6232-504-000	Medicare Tax (NonTchr)	0.00	2,090.96	2,823.61	2,683.02
120-1112-6232-506-000	Medicare Tax (NonTchr)	0.00	2,387.46	3,403.87	3,254.63
120-1112-6232-510-000	Medicare Tax (NonTchr)	0.00	1,761.29	3,095.75	1,809.78
120-1113-6232-402-000	Medicare Tax (NonTchr)	0.00	1,531.41	1,679.05	2,351.70
120-1113-6232-406-000	Medicare Tax (NonTchr)	0.00	3,373.56	4,532.63	3,815.74
120-1113-6232-407-000	Medicare Tax (NonTchr)	0.00	2,109.42	2,358.94	2,814.52
120-1113-6232-408-000	Medicare Tax (NonTchr)	0.00	1,469.36	2,169.73	2,453.83
120-1113-6232-409-000	Medicare Tax (NonTchr)	0.00	1,595.93	1,298.43	2,328.36
120-1113-6232-500-000	Medicare Tax (NonTchr)	0.00	1,619.53	2,756.25	2,620.21
120-1113-6232-502-000	Medicare Tax (NonTchr)	0.00	1,604.75	2,461.73	2,915.25
120-1113-6232-504-000	Medicare Tax (NonTchr)	0.00	1,610.21	2,134.03	2,027.12
120-1113-6232-506-000	Medicare Tax (NonTchr)	0.00	1,440.68	2,267.07	2,042.76
120-1113-6232-510-000	Medicare Tax (NonTchr)	0.00	2,042.62	2,037.47	2,063.11
120-1114-6232-402-000	Medicare Tax (NonTchr)	0.00	1,583.21	1,631.69	1,563.90
120-1114-6232-406-000	Medicare Tax (NonTchr)	0.00	2,549.01	3,484.63	3,360.68
120-1114-6232-407-000	Medicare Tax (NonTchr)	0.00	2,164.00	3,446.60	2,730.48
120-1114-6232-408-000	Medicare Tax (NonTchr)	0.00	1,456.11	1,999.20	1,889.06
120-1114-6232-409-000	Medicare Tax (NonTchr)	0.00	1,070.90	1,952.43	1,734.06
120-1114-6232-500-000	Medicare Tax (NonTchr)	0.00	1,822.79	2,783.62	3,015.08
120-1114-6232-502-000	Medicare Tax (NonTchr)	0.00	2,050.43	2,900.10	2,247.69
120-1114-6232-504-000	Medicare Tax (NonTchr)	0.00	1,544.40	2,113.46	2,325.11
120-1114-6232-506-000	Medicare Tax (NonTchr)	0.00	2,137.19	2,128.94	2,163.37
120-1114-6232-510-000	Medicare Tax (NonTchr)	0.00	1,902.41	2,602.86	2,542.69
120-1115-6232-402-000	Medicare Tax (NonTchr)	0.00	1,605.90	2,189.33	1,651.52
120-1115-6232-406-000	Medicare Tax (NonTchr)	0.00	1,776.81	2,457.26	2,300.86
120-1115-6232-407-000	Medicare Tax (NonTchr)	0.00	2,356.98	3,228.92	3,136.00
120-1115-6232-408-000	Medicare Tax (NonTchr)	0.00	1,480.97	2,006.76	1,913.07
120-1115-6232-409-000	Medicare Tax (NonTchr)	0.00	1,558.44	1,656.95	624.78
120-1115-6232-500-000	Medicare Tax (NonTchr)	0.00	1,677.59	3,023.13	2,838.19
120-1115-6232-502-000	Medicare Tax (NonTchr)	0.00	2,220.21	2,468.44	2,406.10

Account Code	Account Description	Budget Requested	1St Prior Year Actual	2Nd Prior Year Actual	3Rd Prior Year Actual
120-1115-6232-504-000	Medicare Tax (NonTchr)	0.00	1,763.10	2,408.52	2,333.74
120-1115-6232-506-000	Medicare Tax (NonTchr)	0.00	2,209.68	3,797.83	3,696.90
120-1115-6232-510-000	Medicare Tax (NonTchr)	0.00	1,449.81	2,134.33	2,047.02
120-1117-6232-402-000	Medicare Tax (NonTchr)	0.00	1,460.19	2,052.26	2,516.27
120-1117-6232-406-000	Medicare Tax (NonTchr)	0.00	1,946.78	2,664.02	2,836.51
120-1117-6232-407-000	Medicare Tax (NonTchr)	0.00	2,223.87	3,072.25	2,950.74
120-1117-6232-408-000	Medicare Tax (NonTchr)	0.00	1,926.91	2,636.84	2,313.36
120-1117-6232-409-000	Medicare Tax (NonTchr)	0.00	1,557.88	2,131.80	2,554.85
120-1117-6232-500-000	Medicare Tax (NonTchr)	0.00	1,826.08	2,502.51	1,856.12
120-1117-6232-502-000	Medicare Tax (NonTchr)	0.00	2,110.56	2,868.39	2,759.82
120-1117-6232-504-000	Medicare Tax (NonTchr)	0.00	1,745.49	2,396.18	2,325.76
120-1117-6232-506-000	Medicare Tax (NonTchr)	0.00	2,013.80	2,846.64	3,383.54
120-1117-6232-510-000	Medicare Tax (NonTchr)	0.00	762.37	1,859.23	1,759.34
120-1119-6232-320-000	Medicare Tax (NonTchr)	0.00	0.00	1,083.68	1,005.10
120-1121-6232-402-000	Medicare Tax (NonTchr)	0.00	402.46	553.60	489.25
120-1121-6232-406-000	Medicare Tax (NonTchr)	0.00	991.51	1,357.91	1,379.70
120-1121-6232-407-000	Medicare Tax (NonTchr)	0.00	643.55	815.75	860.51
120-1121-6232-408-000	Medicare Tax (NonTchr)	0.00	599.31	818.13	773.17
120-1121-6232-409-000	Medicare Tax (NonTchr)	0.00	426.02	582.90	558.81
120-1121-6232-500-000	Medicare Tax (NonTchr)	0.00	447.98	687.86	1,002.81
120-1121-6232-502-000	Medicare Tax (NonTchr)	0.00	519.96	706.90	620.40
120-1121-6232-504-000	Medicare Tax (NonTchr)	0.00	615.21	855.19	769.34
120-1121-6232-506-000	Medicare Tax (NonTchr)	0.00	426.31	590.87	670.36
120-1121-6232-510-000	Medicare Tax (NonTchr)	0.00	752.86	1,015.42	909.90
120-1125-6232-141-000	Medicare Tax (NonTchr)	0.00	0.00	0.00	297.12
120-1125-6232-402-000	Medicare Tax (NonTchr)	0.00	521.50	899.92	880.56
120-1125-6232-406-000	Medicare Tax (NonTchr)	0.00	1,360.35	1,793.43	1,711.87
120-1125-6232-407-000	Medicare Tax (NonTchr)	0.00	889.86	1,059.09	1,140.09
120-1125-6232-408-000	Medicare Tax (NonTchr)	0.00	804.69	1,284.36	1,022.11
120-1125-6232-409-000	Medicare Tax (NonTchr)	0.00	669.94	893.26	830.85
120-1125-6232-500-000	Medicare Tax (NonTchr)	0.00	780.92	1,059.41	1,001.03
120-1125-6232-502-000	Medicare Tax (NonTchr)	0.00	688.60	874.15	813.91
120-1125-6232-504-000	Medicare Tax (NonTchr)	0.00	807.29	1,063.71	1,171.94
120-1125-6232-506-000	Medicare Tax (NonTchr)	0.00	817.51	984.71	890.69
120-1125-6232-510-000	Medicare Tax (NonTchr)	0.00	518.57	966.99	864.38
120-1129-6232-402-000	Medicare Tax (NonTchr)	0.00	869.95	1,341.15	1,253.02
120-1129-6232-406-000	Medicare Tax (NonTchr)	0.00	1,218.13	1,580.07	1,548.87
120-1129-6232-407-000	Medicare Tax (NonTchr)	0.00	636.06	863.16	800.20
120-1129-6232-408-000	Medicare Tax (NonTchr)	0.00	569.87	980.65	941.27
120-1129-6232-409-000	Medicare Tax (NonTchr)	0.00	796.38	1,099.11	1,163.34
120-1129-6232-500-000	Medicare Tax (NonTchr)	0.00	829.19	1,104.51	1,048.76
120-1129-6232-502-000	Medicare Tax (NonTchr)	0.00	817.76	1,077.39	1,020.94
120-1129-6232-504-000	Medicare Tax (NonTchr)	0.00	464.25	677.48	650.12
120-1129-6232-506-000	Medicare Tax (NonTchr)	0.00	591.39	1,314.24	1,242.29

Account Code	Account Description	Budget Requested	1St Prior Year Actual	2Nd Prior Year Actual	3Rd Prior Year Actual
120-1129-6232-510-000	Medicare Tax (NonTchr)	0.00	630.86	841.52	815.48
120-1130-6232-814-000	Medicare Tax	0.00	0.00	0.00	346.56
120-1131-6232-107-000	Medicare Tax (NonTchr)	0.00	388.91	0.00	0.00
120-1131-6232-300-000	Medicare Tax (NonTchr)	0.00	388.91	1,071.83	1,075.69
120-1131-6232-302-000	Medicare Tax (NonTchr)	0.00	611.45	855.34	847.34
120-1131-6232-304-000	Medicare Tax (NonTchr)	0.00	350.33	529.98	517.66
120-1131-6232-306-000	Medicare Tax (NonTchr)	0.00	409.83	1,110.95	1,098.32
120-1133-6232-300-000	Medicare Tax (NonTchr)	0.00	3,977.79	5,671.29	4,311.15
120-1133-6232-302-000	Medicare Tax (NonTchr)	0.00	5,290.50	7,388.82	7,084.93
120-1133-6232-304-000	Medicare Tax (NonTchr)	0.00	4,777.89	7,204.09	6,329.16
120-1133-6232-306-000	Medicare Tax (NonTchr)	0.00	5,181.44	7,149.90	7,106.12
120-1134-6232-300-000	Medicare Tax (NonTchr)	0.00	416.35	771.82	739.43
120-1134-6232-302-000	Medicare Tax (NonTchr)	0.00	533.38	627.72	561.08
120-1134-6232-304-000	Medicare Tax (NonTchr)	0.00	518.21	723.58	693.42
120-1134-6232-306-000	Medicare Tax (NonTchr)	0.00	388.99	534.12	554.54
120-1135-6232-300-000	Medicare Tax (NonTchr)	0.00	3,372.83	4,574.95	4,330.37
120-1135-6232-302-000	Medicare Tax (NonTchr)	0.00	2,385.92	4,773.27	4,137.90
120-1135-6232-304-000	Medicare Tax (NonTchr)	0.00	2,941.26	4,385.90	4,280.16
120-1135-6232-306-000	Medicare Tax (NonTchr)	0.00	3,345.01	5,135.31	4,493.72
120-1137-6232-300-000	Medicare Tax (NonTchr)	0.00	3,307.13	4,928.98	4,820.33
120-1137-6232-302-000	Medicare Tax (NonTchr)	0.00	3,001.06	4,135.01	3,905.50
120-1137-6232-304-000	Medicare Tax (NonTchr)	0.00	2,494.85	3,429.14	3,226.65
120-1137-6232-306-000	Medicare Tax (NonTchr)	0.00	2,764.62	3,918.60	3,653.12
120-1139-6232-300-000	Medicare Tax (NonTchr)	0.00	3,272.16	4,174.39	4,585.26
120-1139-6232-302-000	Medicare Tax (NonTchr)	0.00	3,473.40	4,146.82	4,295.02
120-1139-6232-304-000	Medicare Tax (NonTchr)	0.00	2,755.46	4,237.93	3,833.17
120-1139-6232-306-000	Medicare Tax (NonTchr)	0.00	3,480.02	4,746.77	4,211.29
120-1141-6232-300-000	Medicare Tax (NonTchr)	0.00	390.12	536.35	530.92
120-1141-6232-302-000	Medicare Tax (NonTchr)	0.00	374.46	513.22	0.00
120-1141-6232-304-000	Medicare Tax (NonTchr)	0.00	390.20	536.44	531.03
120-1141-6232-306-000	Medicare Tax (NonTchr)	0.00	374.63	513.37	1,023.37
120-1143-6232-300-000	Medicare Tax (NonTchr)	0.00	369.97	561.84	548.15
120-1143-6232-302-000	Medicare Tax (NonTchr)	0.00	440.48	604.59	551.20
120-1143-6232-304-000	Medicare Tax (NonTchr)	0.00	416.91	284.54	533.16
120-1143-6232-306-000	Medicare Tax (NonTchr)	0.00	679.50	612.05	591.59
120-1145-6232-300-000	Medicare Tax (NonTchr)	0.00	1,754.10	2,360.02	2,296.88
120-1145-6232-302-000	Medicare Tax (NonTchr)	0.00	1,203.64	1,644.79	1,584.77
120-1145-6232-304-000	Medicare Tax (NonTchr)	0.00	1,317.69	1,614.00	1,534.03
120-1145-6232-306-000	Medicare Tax (NonTchr)	0.00	1,329.60	1,825.45	1,779.92
120-1149-6232-300-000	Medicare Tax (NonTchr)	0.00	1,088.49	1,474.16	1,436.83
120-1149-6232-302-000	Medicare Tax (NonTchr)	0.00	2,378.84	3,250.23	3,034.76
120-1149-6232-304-000	Medicare Tax (NonTchr)	0.00	1,491.73	2,013.25	1,892.32
120-1149-6232-306-000	Medicare Tax (NonTchr)	0.00	2,824.09	3,875.47	3,729.21
120-1150-6232-105-000	Medicare Tax (NonTchr)	0.00	218.90	423.36	436.94

Account Code	Account Description	Budget Requested	1St Prior Year Actual	2Nd Prior Year Actual	3Rd Prior Year Actual
120-1150-6232-107-000	Medicare Tax (NonTchr)	0.00	375.95	416.35	463.07
120-1150-6232-814-000	Medicare Tax	0.00	0.00	0.00	450.42
120-1151-6232-105-000	Medicare Tax (NonTchr)	0.00	4,053.08	5,705.17	5,449.93
120-1151-6232-107-000	Medicare Tax (NonTchr)	0.00	1,832.52	3,806.41	3,928.28
120-1153-6232-105-000	Medicare Tax (NonTchr)	0.00	3,977.53	5,416.31	5,258.92
120-1153-6232-107-000	Medicare Tax (NonTchr)	0.00	2,392.86	4,629.77	5,374.79
120-1155-6232-107-000	Medicare Tax (NonTchr)	0.00	1,680.80	2,270.41	2,249.49
120-1159-6232-105-000	Medicare Tax (NonTchr)	0.00	3,843.85	5,191.32	4,834.62
120-1159-6232-107-000	Medicare Tax (NonTchr)	0.00	3,962.05	6,455.10	6,257.71
120-1161-6232-105-000	Medicare Tax (NonTchr)	0.00	1,502.92	2,512.52	4,448.66
120-1161-6232-107-000	Medicare Tax (NonTchr)	0.00	1,943.68	2,897.63	3,129.32
120-1163-6232-105-000	Medicare Tax (NonTchr)	0.00	9,237.79	13,031.30	12,875.88
120-1163-6232-107-000	Medicare Tax (NonTchr)	0.00	9,072.18	13,166.57	13,698.50
120-1165-6232-105-000	Medicare Tax (NonTchr)	0.00	2,336.42	3,914.10	3,801.69
120-1165-6232-107-000	Medicare Tax (NonTchr)	0.00	2,110.93	2,621.46	3,165.45
120-1169-6232-105-000	Medicare Tax (NonTchr)	0.00	9,983.81	13,848.93	12,801.55
120-1169-6232-107-000	Medicare Tax (NonTchr)	0.00	8,659.55	12,367.71	12,012.25
120-1171-6232-105-000	Medicare Tax (NonTchr)	0.00	7,900.60	11,510.50	10,837.13
120-1171-6232-107-000	Medicare Tax (NonTchr)	0.00	7,821.07	11,409.35	10,670.70
120-1173-6232-105-000	Medicare Tax (NonTchr)	0.00	8,970.85	12,397.39	12,131.94
120-1173-6232-107-000	Medicare Tax (NonTchr)	0.00	9,921.55	13,075.68	12,820.39
120-1175-6232-105-000	Medicare Tax (NonTchr)	0.00	1,710.55	2,579.17	1,738.59
120-1175-6232-107-000	Medicare Tax (NonTchr)	0.00	1,828.42	4,157.27	3,885.07
120-1179-6232-105-000	Medicare Tax (NonTchr)	0.00	3,361.73	5,296.69	5,111.61
120-1179-6232-107-000	Medicare Tax (NonTchr)	0.00	3,289.33	4,916.92	4,677.53
120-1181-6232-105-000	Medicare Tax (NonTchr)	0.00	805.96	0.00	0.00
120-1181-6232-107-000	Medicare Tax (NonTchr)	0.00	737.22	0.00	0.00
120-1182-6232-320-000	Medicare Tax (NonTchr)	0.00	0.00	1,371.58	1,445.21
120-1250-6232-402-000	Medicare Tax (NonTchr)	0.00	0.00	3.05	0.00
120-1250-6232-406-000	Medicare Tax (NonTchr)	0.00	10.64	14.56	14.56
120-1271-6232-105-000	Medicare Tax (NonTchr)	0.00	1,465.47	1,371.41	1,384.96
120-1271-6232-107-000	Medicare Tax (NonTchr)	0.00	0.00	171.07	170.23
120-1271-6232-118-000	Medicare Tax (NonTchr)	0.00	0.00	0.00	43.04
120-1271-6232-300-000	Medicare Tax (NonTchr)	0.00	782.62	1,066.36	863.39
120-1271-6232-302-000	Medicare Tax (NonTchr)	0.00	184.00	304.60	170.09
120-1271-6232-304-000	Medicare Tax	0.00	181.53	241.86	226.46
120-1271-6232-306-000	Medicare Tax (NonTchr)	0.00	272.40	362.77	339.69
120-1271-6232-402-000	Medicare Tax (NonTchr)	0.00	405.75	556.95	516.08
120-1271-6232-406-000	Medicare Tax (NonTchr)	0.00	1,456.22	2,042.49	1,328.25
120-1271-6232-407-000	Medicare Tax (NonTchr)	0.00	324.17	440.73	423.34
120-1271-6232-408-000	Medicare Tax (NonTchr)	0.00	609.97	834.68	988.75
120-1271-6232-409-000	Medicare Tax	0.00	54.55	74.64	67.43
120-1271-6232-500-000	Medicare Tax (NonTchr)	0.00	308.06	422.45	394.93
120-1271-6232-502-000	Medicare Tax (NonTchr)	0.00	385.20	525.93	0.00

Account Code	Account Description	Budget Requested	1St Prior Year Actual	2Nd Prior Year Actual	3Rd Prior Year Actual
120-1271-6232-506-000	Medicare Tax (NonTchr)	0.00	462.58	632.24	568.83
120-1271-6232-510-000	Medicare Tax (NonTchr)	0.00	205.38	415.14	163.31
120-1450-6232-105-000	Medicare Tax (NonTchr)	0.00	19.72	0.00	0.00
120-1450-6232-107-000	Medicare Tax (NonTchr)	0.00	8.58	0.00	0.00
120-2122-6232-105-000	Medicare Tax (NonTchr)	0.00	3,163.45	4,300.43	4,838.76
120-2122-6232-107-000	Medicare Tax (NonTchr)	0.00	3,913.34	5,374.64	5,258.44
120-2122-6232-300-000	Medicare Tax (NonTchr)	0.00	1,088.07	1,591.26	1,478.99
120-2122-6232-302-000	Medicare Tax (NonTchr)	0.00	1,119.82	1,533.62	1,480.53
120-2122-6232-304-000	Medicare Tax (NonTchr)	0.00	982.28	1,022.53	1,423.87
120-2122-6232-306-000	Medicare Tax (NonTchr)	0.00	1,215.93	1,665.63	920.81
120-2122-6232-402-000	Medicare Tax (NonTchr)	0.00	524.55	716.95	666.32
120-2122-6232-406-000	Medicare Tax (NonTchr)	0.00	516.72	817.50	765.48
120-2122-6232-407-000	Medicare Tax (NonTchr)	0.00	696.23	841.40	809.97
120-2122-6232-408-000	Medicare Tax (NonTchr)	0.00	755.31	1,009.32	973.16
120-2122-6232-409-000	Medicare Tax (NonTchr)	0.00	403.18	552.42	531.18
120-2122-6232-500-000	Medicare Tax (NonTchr)	0.00	514.54	599.03	574.34
120-2122-6232-502-000	Medicare Tax (NonTchr)	0.00	402.90	486.40	585.21
120-2122-6232-504-000	Medicare Tax (NonTchr)	0.00	778.18	1,063.77	1,047.31
120-2122-6232-506-000	Medicare Tax (NonTchr)	0.00	558.59	764.22	739.03
120-2122-6232-510-000	Medicare Tax (NonTchr)	0.00	765.51	1,047.54	986.18
120-2212-6232-441-000	Medicare Tax (NonTchr)	0.00	0.00	0.00	72.50
120-2212-6232-444-000	Medicare Tax (NonTchr)	0.00	0.00	0.00	36.26
120-2212-6232-445-000	Medicare Tax (NonTchr)	0.00	0.00	0.00	72.52
120-2222-6232-105-000	Medicare Tax (NonTchr)	0.00	1,162.62	1,934.64	1,998.86
120-2222-6232-107-000	Medicare Tax (NonTchr)	0.00	1,079.24	1,328.08	1,937.90
120-2222-6232-300-000	Medicare Tax (NonTchr)	0.00	467.84	640.21	611.85
120-2222-6232-302-000	Medicare Tax (NonTchr)	0.00	803.32	1,099.28	1,037.40
120-2222-6232-304-000	Medicare Tax (NonTchr)	0.00	717.50	981.85	941.31
120-2222-6232-306-000	Medicare Tax (NonTchr)	0.00	803.76	1,099.89	287.51
120-2222-6232-402-000	Medicare Tax (NonTchr)	0.00	382.54	521.99	504.71
120-2222-6232-406-000	Medicare Tax (NonTchr)	0.00	433.21	583.96	574.53
120-2222-6232-407-000	Medicare Tax (NonTchr)	0.00	557.09	762.37	755.61
120-2222-6232-408-000	Medicare Tax (NonTchr)	0.00	255.68	349.68	340.61
120-2222-6232-409-000	Medicare Tax (NonTchr)	0.00	415.00	566.23	549.97
120-2222-6232-500-000	Medicare Tax (NonTchr)	0.00	525.07	718.00	699.82
120-2222-6232-502-000	Medicare Tax (NonTchr)	0.00	588.96	799.47	805.13
120-2222-6232-504-000	Medicare Tax (NonTchr)	0.00	307.76	421.24	413.69
120-2222-6232-506-000	Medicare Tax (NonTchr)	0.00	651.33	882.13	871.73
120-2222-6232-510-000	Medicare Tax (NonTchr)	0.00	413.70	567.34	544.80
120-2411-6232-105-000	Medicare Tax (NonTchr)	0.00	5,568.01	6,779.14	6,424.02
120-2411-6232-107-000	Medicare Tax (NonTchr)	0.00	5,650.72	6,692.29	6,321.30
120-2411-6232-300-000	Medicare Tax (NonTchr)	0.00	2,217.08	3,028.25	2,681.15
120-2411-6232-302-000	Medicare Tax (NonTchr)	0.00	2,406.94	2,834.65	2,744.38
120-2411-6232-304-000	Medicare Tax (NonTchr)	0.00	2,313.06	2,738.62	2,413.32

Account Code	Account Description	Budget Requested	1St Prior Year Actual	2Nd Prior Year Actual	3Rd Prior Year Actual
120-2411-6232-306-000	Medicare Tax (NonTchr)	0.00	2,002.35	2,593.56	2,543.14
120-2411-6232-402-000	Medicare Tax (NonTchr)	0.00	1,224.74	1,447.42	1,419.08
120-2411-6232-406-000	Medicare Tax (NonTchr)	0.00	2,314.26	2,735.66	2,683.14
120-2411-6232-407-000	Medicare Tax (NonTchr)	0.00	1,716.22	2,043.12	1,824.98
120-2411-6232-408-000	Medicare Tax (NonTchr)	0.00	1,275.18	1,503.82	1,417.96
120-2411-6232-409-000	Medicare Tax (NonTchr)	0.00	1,485.42	1,757.92	1,669.20
120-2411-6232-500-000	Medicare Tax (NonTchr)	0.00	1,262.62	1,488.82	1,403.08
120-2411-6232-502-000	Medicare Tax (NonTchr)	0.00	1,423.06	1,282.39	1,293.88
120-2411-6232-504-000	Medicare Tax (NonTchr)	0.00	1,177.08	1,391.36	1,364.64
120-2411-6232-506-000	Medicare Tax (NonTchr)	0.00	1,798.88	1,963.82	1,904.42
120-2411-6232-510-000	Medicare Tax (NonTchr)	0.00	1,251.46	1,482.76	1,397.94
120-3512-6232-750-000	Medicare Tax (NonTchr)	0.00	1,984.34	2,705.22	2,641.91
120-3900-6232-830-000	Medicare Tax (NonTchr)	0.00	13.10	27.10	15.32
500-2562-6232-105-000	Medicare Tax (NonTchr)	0.00	99.68	2,398.61	2,534.96
500-2562-6232-107-000	Medicare Tax (NonTchr)	0.00	0.55	1,830.69	2,188.74
500-2562-6232-300-000	Medicare Tax (NonTchr)	0.00	150.78	591.64	1,052.01
500-2562-6232-302-000	Medicare Tax (NonTchr)	0.00	68.10	531.93	786.47
500-2562-6232-304-000	Medicare Tax (NonTchr)	0.00	92.93	553.47	704.94
500-2562-6232-306-000	Medicare Tax (Non Tchr)	0.00	22.16	1,092.45	1,270.40
500-2562-6232-402-000	Medicare Tax (NonTchr)	0.00	0.00	672.81	698.57
500-2562-6232-406-000	Medicare Tax (NonTchr)	0.00	18.60	717.95	833.37
500-2562-6232-407-000	Medicare Tax (NonTchr)	0.00	5.52	434.30	648.16
500-2562-6232-408-000	Medicare Tax (NonTchr)	0.00	11.67	605.05	696.77
500-2562-6232-409-000	Medicare Tax (NonTchr)	0.00	0.00	551.16	738.62
500-2562-6232-500-000	Medicare Tax (NonTchr)	0.00	0.00	504.02	577.84
500-2562-6232-502-000	Medicare Tax (NonTchr)	0.00	39.76	580.20	638.41
500-2562-6232-504-000	Medicare Tax (NonTchr)	0.00	0.00	440.59	372.87
500-2562-6232-506-000	Medicare Tax (NonTchr)	0.00	17.32	674.73	708.02
500-2562-6232-510-000	Medicare Tax (NonTchr)	0.00	0.00	499.30	538.60
500-2562-6232-610-000	Medicare Tax (NonTchr)	0.00	0.02	0.00	0.00
110-2134-6232-410-001	Medicare Tax (NonTchr)	0.00	0.00	0.00	16.53
110-2562-6232-606-001	Medicare Tax (NonTchr)	0.00	0.00	0.00	26.94
110-2126-6232-800-309	Medicare Tax (NonTchr)	0.00	423.55	544.97	585.50
110-1271-6232-800-310	Medicare Tax (NonTchr)	0.00	90.72	0.00	85.98
110-2121-6232-800-310	Medicare Tax (NonTchr)	0.00	520.56	621.26	602.98
120-1271-6232-800-310	Medicare Tax (NonTchr)	0.00	49.00	17.14	34.28
120-2121-6232-800-310	Medicare Tax (NonTchr)	0.00	1,473.56	1,688.77	1,652.04
120-2122-6232-800-310	Medicare Tax (NonTchr)	0.00	492.18	0.00	321.08
120-1225-6232-800-311	Medicare Tax (NonTchr)	0.00	1.39	45.79	46.35
110-1211-6232-810-316	Medicare Tax (NonTchr)	0.00	167.17	194.72	149.47
120-1211-6232-402-316	Medicare Tax (NonTchr)	0.00	44.75	163.23	113.64
120-1211-6232-406-316	Medicare Tax (NonTchr)	0.00	376.43	512.96	498.41
120-1211-6232-407-316	Medicare Tax (NonTchr)	0.00	325.72	444.90	419.64
120-1211-6232-408-316	Medicare Tax (NonTchr)	0.00	166.56	228.43	217.62

Account Code	Account Description	Budget Requested	1St Prior Year Actual	2Nd Prior Year Actual	3Rd Prior Year Actual
120-1211-6232-409-316	Medicare Tax (NonTchr)	0.00	44.56	380.89	265.10
120-1211-6232-500-316	Medicare Tax (NonTchr)	0.00	287.00	392.74	377.95
120-1211-6232-502-316	Medicare Tax (NonTchr)	0.00	430.50	589.11	566.75
120-1211-6232-504-316	Medicare Tax (NonTchr)	0.00	499.64	685.03	652.60
120-1211-6232-506-316	Medicare Tax (NonTchr)	0.00	376.41	512.94	498.23
120-1211-6232-510-316	Medicare Tax (NonTchr)	0.00	325.55	444.66	419.46
120-1211-6232-810-316	Medicare Tax (NonTchr)	0.00	357.28	0.00	0.00
120-1212-6232-300-316	Medicare Tax (NonTchr)	0.00	1.74	141.70	275.60
120-1212-6232-302-316	Medicare Tax (NonTchr)	0.00	695.23	948.87	915.82
120-1212-6232-304-316	Medicare Tax (NonTchr)	0.00	275.08	376.43	497.66
120-1212-6232-306-316	Medicare Tax (NonTchr)	0.00	545.68	746.71	421.14
120-1150-6232-810-317	Medicare Tax (NonTchr)	0.00	2,453.58	2,953.60	2,895.07
110-1150-6232-115-318	Medicare Tax (NonTchr)	0.00	880.96	1,108.09	1,391.71
110-2134-6232-115-318	Medicare Tax (NonTchr)	0.00	345.80	416.53	0.00
110-2542-6232-115-318	Medicare Tax (NonTchr)	0.00	608.77	763.03	498.94
120-1150-6232-115-318	Medicare Tax (NonTchr)	0.00	3,685.58	5,053.22	4,874.19
120-2122-6232-115-318	Medicare Tax (NonTchr)	0.00	444.22	607.88	579.02
120-2411-6232-115-318	Medicare Tax (NonTchr)	0.00	1,261.66	1,944.00	2,067.32
120-1150-6232-115-319	Medicare Tax (NonTchr)	0.00	499.64	688.04	661.78
120-2411-6232-115-319	Medicare Tax (NonTchr)	0.00	140.26	216.18	229.94
110-2212-6232-800-331	Medicare Tax (NonTchr)	0.00	718.37	537.26	610.33
120-1110-6232-800-331	Medicare Tax (NonTchr)	0.00	12.47	907.49	943.52
120-1130-6232-800-331	Medicare Tax (NonTchr)	0.00	0.00	234.81	224.29
120-1150-6232-800-331	Medicare Tax (NonTchr)	0.00	0.00	198.05	217.51
120-2212-6232-800-331	Medicare Tax (NonTchr)	0.00	3,682.20	6,858.29	6,295.62
120-2214-6232-800-331	Medicare Tax (NonTchr)	0.00	16.19	68.45	42.29
120-2324-6232-800-331	Medicare Tax (NonTchr)	0.00	0.00	47.52	1,225.34
110-2212-6232-840-332	Medicare Tax (NonTchr)	0.00	226.16	268.56	0.00
120-2212-6232-840-332	Medicare Tax	0.00	2,445.58	1,468.57	1,289.61
110-2212-6232-840-333	Medicare Tax (NonTchr)	0.00	225.94	268.31	259.74
120-2212-6232-840-333	Medicare Tax (NonTchr)	0.00	1,021.92	1,434.19	1,280.19
110-1150-6232-105-334	Medicare Tax (NonTchr)	0.00	77.13	0.00	0.00
120-1125-6232-800-334	Medicare Tax (NonTchr)	0.00	225.53	266.60	0.00
110-2212-6232-840-335	Medicare Tax (NonTchr)	0.00	330.76	396.22	0.00
120-2212-6232-840-335	Medicare Tax (NonTchr)	0.00	1,124.38	1,186.14	0.00
120-2214-6232-840-335	Medicare Tax (NonTchr)	0.00	658.61	183.13	822.02
110-2222-6232-840-336	Medicare Tax (NonTchr)	0.00	623.81	734.73	670.57
120-2222-6232-840-336	Medicare Tax (NonTchr)	0.00	1,194.90	1,412.42	1,385.20
120-1228-6232-402-414	Medicare Tax (NonTchr)	0.00	281.20	1,222.39	826.84
120-1228-6232-406-414	Medicare Tax (NonTchr)	0.00	0.00	1,085.33	1,075.69
120-1228-6232-407-414	Medicare Tax (NonTchr)	0.00	1,316.49	2,257.19	2,152.28
120-1228-6232-408-414	Medicare Tax (NonTchr)	0.00	0.00	914.70	0.00
120-1228-6232-409-414	Medicare Tax (NonTchr)	0.00	974.97	1,838.08	1,719.17
120-1228-6232-500-414	Medicare Tax (NonTchr)	0.00	1,365.13	1,520.40	1,404.02

Account Code	Account Description	Budget Requested	1St Prior Year Actual	2Nd Prior Year Actual	3Rd Prior Year Actual
120-1228-6232-502-414	Medicare Tax (NonTchr)	0.00	958.73	1,745.44	1,653.09
120-1228-6232-504-414	Medicare Tax (NonTchr)	0.00	792.51	1,677.04	1,588.82
120-1228-6232-506-414	Medicare Tax (NonTchr)	0.00	1,274.76	2,822.84	2,758.62
120-1228-6232-510-414	Medicare Tax (NonTchr)	0.00	1,315.71	1,787.93	1,767.70
120-1250-6232-402-451	Medicare Tax (NonTchr)	0.00	2,158.43	2,882.11	2,497.97
120-1250-6232-406-451	Medicare Tax (NonTchr)	0.00	3,547.77	4,858.92	4,902.51
120-1250-6232-408-451	Medicare Tax (NonTchr)	0.00	2,580.00	3,531.92	3,551.30
120-1250-6232-840-451	Medicare Tax (NonTchr)	0.00	195.73	268.32	608.21
120-2122-6232-840-451	Medicare Tax (NonTchr)	0.00	227.38	305.52	296.43
120-2213-6232-110-451	Medicare Tax (NonTchr)	0.00	0.00	0.00	651.03
120-2213-6232-840-451	Medicare Tax (NonTchr)	0.00	70.19	297.63	0.00
120-1271-6232-304-462	Medicare Tax	0.00	0.00	18.50	0.00
120-1271-6232-306-462	Medicare Tax (NonTchr)	0.00	0.00	27.73	0.00
120-1271-6232-800-462	Medicare Tax (NonTchr) - LEP	0.00	0.00	15.68	164.57
120-2213-6232-105-462	Medicare Tax (NonTchr)	0.00	57.19	0.00	0.00
120-2213-6232-107-462	Medicare Tax - LEP	0.00	0.00	30.23	30.10
120-2213-6232-118-462	Medicare Tax -LEP	0.00	0.00	0.00	215.06
120-2213-6232-300-462	Medicare Tax -LEP	0.00	88.02	165.98	201.06
120-2213-6232-302-462	Medicare Tax (NonTchr)	0.00	0.00	30.23	30.10
120-2213-6232-304-462	Medicare Tax -LEP	0.00	32.02	24.19	40.04
120-2213-6232-306-462	Medicare Tax -LEP	0.00	48.00	36.21	59.93
120-2213-6232-402-462	Medicare Tax -LEP	0.00	67.45	92.73	86.05
120-2213-6232-406-462	Medicare Tax -LEP	0.00	163.01	243.61	234.34
120-2213-6232-407-462	Medicare Tax (NonTchr)	0.00	57.29	77.79	74.66
120-2213-6232-408-462	Medicare Tax -LEP	0.00	107.53	147.17	174.62
120-2213-6232-409-462	Medicare Tax -LEP	0.00	11.95	16.48	14.83
120-2213-6232-500-462	Medicare Tax -LEP	0.00	54.21	96.21	169.68
120-2213-6232-502-462	Medicare Tax (NonTchr)	0.00	71.95	98.23	0.00
120-2213-6232-506-462	Medicare Tax -LEP	0.00	76.59	105.40	97.28
120-2213-6232-510-462	Medicare Tax -LEP	0.00	36.31	28.00	46.38
120-2213-6232-800-462	Medicare Tax	0.00	0.00	133.66	0.00
120-2222-6232-105-462	Medicare Tax -LEP	0.00	50.99	238.10	240.59
120-2213-6232-840-465	Medicare Tax (NonTchr)	0.00	1,609.89	1,787.17	1,375.68
110-1271-6232-800-497	Medicare Tax (NonTchr)	0.00	310.52	682.55	343.80
120-2213-6232-800-497	Medicare Tax (NonTchr)	0.00	58.37	0.00	0.00
110-1281-6232-750-514	Medicare Tax (NonTchr)	0.00	431.42	470.30	456.60
110-1283-6232-750-514	Medicare Tax (NonTchr)	0.00	208.50	275.68	270.53
110-1284-6232-750-514	Medicare Tax (NonTchr)	0.00	4,283.19	4,747.64	4,666.03
110-1285-6232-750-514	Medicare Tax (NonTchr)	0.00	684.86	798.13	742.28
110-1286-6232-750-514	Medicare Tax (NonTchr)	0.00	2,509.76	3,410.60	3,284.96
110-1287-6232-750-514	Medicare Tax (NonTchr)	0.00	234.39	242.99	255.74
120-1281-6232-750-514	Medicare Tax (NonTchr)	0.00	1,023.15	1,197.67	1,165.14
120-1282-6232-750-514	Medicare Tax (NonTchr)	0.00	6,863.75	8,971.86	8,985.31
120-1283-6232-750-514	Medicare Tax (NonTchr)	0.00	4,032.91	5,534.39	5,278.29

Account Code	Account Description	Budget Requested	1St Prior Year Actual	2Nd Prior Year Actual	3Rd Prior Year Actual
120-1284-6232-750-514	Medicare Tax (NonTchr)	0.00	0.00	10.14	72.07
120-1288-6232-750-514	Medicare Tax (NonTchr)	0.00	513.76	677.84	652.27
110-1281-6232-750-515	Medicare Tax (NonTchr)	0.00	0.00	312.87	232.66
120-1281-6232-750-515	Medicare Tax (NonTchr)	0.00	0.00	122.25	172.12
110-3500-6232-750-516	Medicare Tax (NonTchr)	0.00	2,537.77	3,000.85	3,167.91
110-2134-6232-750-518	Medicare Tax (NonTchr)	0.00	7,704.36	11,706.46	10,895.73
110-2312-6232-800-521	Medicare Tax (NonTchr)	0.00	4.21	104.60	157.09
110-2321-6232-800-522	Medicare Tax (NonTchr)	0.00	792.20	809.41	768.54
120-2321-6232-800-522	Medicare Tax (NonTchr)	0.00	2,361.02	2,744.64	2,697.16
110-1110-6232-800-523	Medicare Tax (NonTchr)	0.00	175.25	298.20	312.10
110-2641-6232-800-523	Medicare Tax (NonTchr)	0.00	1,534.39	1,947.40	1,792.19
120-1110-6232-800-523	Medicare Tax (NonTchr)	0.00	6,784.17	9,168.64	8,856.94
120-1130-6232-800-523	Medicare Tax (NonTchr)	0.00	84.96	179.04	172.39
120-2641-6232-800-523	Medicare Tax (NonTchr)	0.00	1,225.18	1,450.02	1,319.50
110-2521-6232-800-524	Medicare Tax (NonTchr)	0.00	5,990.99	6,324.10	6,429.05
110-2523-6232-800-524	Medicare Tax (NonTchr)	190,000.00	673.03	800.38	462.18
110-2527-6232-800-524	Medicare Tax (NonTchr)	0.00	262.47	353.27	329.96
110-2546-6232-800-524	Medicare Tax (NonTchr)	0.00	1,541.41	2,843.22	2,956.17
120-1110-6232-800-524	Medicare Tax (NonTchr)	667,000.00	0.00	0.00	0.00
110-2542-6232-800-525	Medicare Tax (NonTchr)	0.00	425.92	508.85	492.81
110-2211-6232-800-526	Medicare Tax (NonTchr)	0.00	0.00	695.75	686.32
110-2546-6232-800-526	Medicare Tax (NonTchr)	0.00	238.88	0.00	0.00
120-2211-6232-800-526	Medicare Tax (NonTchr)	0.00	1,711.16	1,780.84	1,698.40
110-2211-6232-800-527	Medicare Tax (NonTchr)	0.00	0.00	2.17	378.48
120-2211-6232-800-527	Medicare Tax (NonTchr)	0.00	0.00	1,794.76	1,729.61
110-2663-6232-810-530	Medicare Tax (NonTchr)	0.00	1,846.02	2,551.78	2,547.58
110-2664-6232-810-530	Medicare Tax (NonTchr)	0.00	7,255.84	8,472.93	7,957.83
120-2663-6232-810-530	Medicare Tax (NonTchr)	0.00	260.56	0.00	0.00
500-2561-6232-810-531	Medicare Tax (NonTchr)	17,000.00	2,154.44	2,685.59	2,610.46
500-2562-6232-105-531	Medicare Tax (NonTchr)	0.00	2,010.40	454.22	0.00
500-2562-6232-107-531	Medicare Tax (NonTchr)	0.00	1,607.82	391.62	0.00
500-2562-6232-300-531	Medicare Tax (NonTchr)	0.00	531.28	110.18	0.00
500-2562-6232-302-531	Medicare Tax (NonTchr)	0.00	425.78	119.60	0.00
500-2562-6232-304-531	Medicare Tax (NonTchr)	0.00	249.63	81.24	0.00
500-2562-6232-306-531	Medicare Tax (NonTchr)	0.00	1,020.62	220.42	0.00
500-2562-6232-402-531	Medicare Tax (NonTchr)	0.00	623.66	140.39	0.00
500-2562-6232-406-531	Medicare Tax (NonTchr)	0.00	708.53	144.52	0.00
500-2562-6232-407-531	Medicare Tax (NonTchr)	0.00	577.37	86.50	0.00
500-2562-6232-408-531	Medicare Tax (NonTchr)	0.00	516.64	114.55	0.00
500-2562-6232-409-531	Medicare Tax (NonTchr)	0.00	572.79	92.26	0.00
500-2562-6232-500-531	Medicare Tax (NonTchr)	0.00	420.13	100.81	0.00
500-2562-6232-502-531	Medicare Tax (NonTchr)	0.00	546.52	113.34	0.00
500-2562-6232-504-531	Medicare Tax (NonTchr)	0.00	619.92	93.76	0.00
500-2562-6232-506-531	Medicare Tax (NonTchr)	0.00	645.82	126.57	0.00

Account Code	Account Description	Budget Requested	1St Prior Year Actual	2Nd Prior Year Actual	3Rd Prior Year Actual
500-2562-6232-510-531	Medicare Tax (NonTchr)	0.00	612.11	106.17	0.00
500-2562-6232-810-531	Medicare Tax (NonTchr)	0.00	1,037.70	1,377.53	1,255.37
110-2631-6232-810-533	Medicare Tax (NonTchr)	0.00	1,392.68	2,444.53	2,390.14
110-2410-6232-810-534	Medicare Tax (NonTchr)	0.00	0.00	11.36	7.16
110-3100-6232-810-534	Medicare Tax (NonTchr)	0.00	420.01	496.20	477.26
110-3200-6232-810-534	Medicare Tax (NonTchr)	0.00	503.54	215.24	905.87
120-1119-6232-810-534	Medicare Tax (NonTchr)	0.00	50.75	0.00	61.63
120-3200-6232-810-534	Medicare Tax (NonTchr)	0.00	232.84	411.31	219.94
120-3957-6232-810-534	Medicare Tax (NonTchr)	0.00	203.82	200.69	315.95
110-2545-6232-820-541	Medicare Tax (NonTchr)	0.00	30.37	37.41	46.09
110-2552-6232-820-541	Medicare Tax (NonTchr)	0.00	20,658.03	24,898.49	24,505.68
110-2558-6232-820-541	Medicare Tax (NonTchr)	0.00	9.12	13.12	7.49
110-2559-6232-820-542	Medicare Tax (NonTchr) - EC	0.00	1,735.25	1,962.73	1,597.96
110-2554-6232-820-543	Medicare Tax (NonTchr) - SSD	0.00	5,822.55	6,736.15	6,823.38
110-2540-6232-840-550	Medicare Tax (NonTchr)	0.00	1,120.61	12,272.02	16,730.89
110-2541-6232-840-550	Medicare Tax (NonTchr)	0.00	2,267.24	3,265.00	3,422.28
110-2542-6232-840-550	Medicare Tax (NonTchr)	0.00	13,372.16	4,890.50	0.00
110-2541-6232-840-560	Medicare Tax (NonTchr)	0.00	421.38	507.47	484.80
110-2542-6232-840-560	Medicare Tax (NonTchr)	0.00	5,438.07	6,024.98	4,980.97
600-1401-6232-750-613	Medicare Tax (NonTchr)	0.00	0.00	0.69	0.00
600-1401-6232-750-614	Medicare Tax (NonTchr)	0.00	6.49	18.91	10.48
600-1401-6232-750-615	Medicare Tax (NonTchr)	0.00	16.15	21.33	16.58
600-1450-6232-810-618	Medicare Tax	0.00	0.00	0.00	2.78
600-1401-6232-800-638	Medicare Tax (NonTchr)	0.00	40.30	76.99	73.04
600-1430-6232-304-643	Medicare Tax (NonTchr)	0.00	104.28	95.70	96.44
600-1430-6232-304-644	Medicare Tax (NonTchr)	0.00	1.39	1.39	0.00
600-1150-6232-305-652	Medicare Tax (NonTchr)	0.00	0.00	0.00	0.70
600-1450-6232-105-652	Medicare Tax (NonTchr)	0.00	6.96	0.00	0.00
600-1450-6232-105-653	Medicare Tax (NonTchr)	430.00	0.00	0.69	0.00
600-1450-6232-107-654	Medicare Tax (NonTchr)	0.00	0.00	1.39	0.00
600-1450-6232-307-654	Medicare Tax (NonTchr)	0.00	0.00	0.00	1.39
600-1110-6232-106-655	Medicare Tax (NonTchr)	0.00	0.00	0.00	5.36
600-1110-6232-407-655	Medicare Tax (NonTchr)	0.00	0.00	3.47	17.43
600-1110-6232-409-655	Medicare Tax (NonTchr)	0.00	0.00	4.16	15.30
600-1110-6232-504-655	Medicare Tax (NonTchr)	0.00	0.00	2.54	10.42
600-1150-6232-307-655	Medicare Tax (NonTchr)	0.00	0.00	0.00	19.47
600-1401-6232-130-655	Medicare Tax (NonTchr)	0.00	0.00	0.00	4.19
600-1410-6232-402-655	Medicare Tax (NonTchr)	0.00	2.08	2.77	2.78
600-1410-6232-406-655	Medicare Tax (NonTchr)	0.00	18.31	98.61	2.59
600-1410-6232-407-655	Medicare Tax (NonTchr)	0.00	2.78	19.06	0.00
600-1410-6232-408-655	Medicare Tax (NonTchr)	0.00	1.39	4.63	2.10
600-1410-6232-409-655	Medicare Tax (NonTchr)	0.00	11.12	14.23	0.00
600-1410-6232-500-655	Medicare Tax (Teacher)	0.00	17.37	19.44	8.33
600-1410-6232-502-655	Medicare Tax (NonTchr)	0.00	105.31	129.60	55.98

Account Code	Account Description	Budget Requested	1St Prior Year Actual	2Nd Prior Year Actual	3Rd Prior Year Actual
600-1410-6232-504-655	Medicare Tax (NonTchr)	0.00	17.83	8.33	0.00
600-1410-6232-506-655	Medicare Tax (NonTchr)	0.00	33.36	61.83	6.95
600-1410-6232-510-655	Medicare Tax (NonTchr)	0.00	16.66	23.37	12.49
600-1430-6232-300-655	Medicare Tax (Non Tchr)	0.00	35.44	43.00	40.69
600-1430-6232-302-655	Medicare Tax (NonTchr)	0.00	9.71	21.51	26.70
600-1430-6232-304-655	Medicare Tax (NonTchr)	0.00	3.47	9.01	4.16
600-1430-6232-306-655	Medicare Tax (NonTchr)	0.00	4.17	11.10	18.75
600-1450-6232-105-655	Medicare Tax (NonTchr)	0.00	4.17	9.89	2.78
600-1450-6232-107-655	Medicare Tax (NonTchr)	0.00	11.12	4.16	0.00
600-1450-6232-107-664	Medicare Tax	0.00	0.00	29.00	17.40
600-1150-6232-305-667	Medicare Tax (NonTchr)	0.00	0.00	0.00	2.78
600-1430-6232-205-667	Medicare Tax (NonTchr)	0.00	0.00	0.00	4.16
600-1450-6232-105-667	Medicare Tax (NonTchr)	0.00	2.78	2.77	0.00
600-1450-6232-107-671	Medicare Tax (NonTchr)	0.00	32.70	35.18	46.78
600-1450-6232-307-672	Medicare Tax (NonTchr)	0.00	0.00	0.00	3.19
600-1450-6232-305-676	Medicare Tax (NonTchr)	0.00	0.00	0.00	9.06
600-1450-6232-105-679	Medicare Tax (NonTchr)	0.00	23.78	1.39	0.00
600-1450-6232-105-682	Medicare Tax (NonTchr)	0.00	0.00	1.39	1.39
600-1450-6232-105-686	Medicare Tax (NonTchr)	0.00	0.00	4.17	5.56
600-1450-6232-105-687	Medicare Tax (NonTchr)	0.00	1.39	0.00	0.00
600-1450-6232-305-687	Medicare Tax (NonTchr)	0.00	0.00	0.00	2.08
600-1401-6232-416-691	Medicare Tax (NonTchr)	0.00	0.00	0.00	2.19
600-1450-6232-305-691	Medicare Tax (NonTchr)	0.00	0.00	0.00	5.55
600-1150-6232-105-692	Medicare Tax (NonTchr)	0.00	0.00	2.77	0.00
600-1450-6232-107-692	Medicare Tax (NonTchr)	0.00	0.00	0.00	1.39
600-1410-6232-409-693	Medicare Tax (NonTchr)	0.00	0.00	0.35	0.00
600-1430-6232-205-693	Medicare Tax (NonTchr)	0.00	0.00	0.00	2.78
600-1450-6232-105-693	Medicare Tax (NonTchr)	0.00	8.34	5.55	1.39
600-1150-6232-105-694	Medicare Tax (NonTchr)	0.00	0.00	5.55	4.17
600-1450-6232-105-694	Medicare Tax (NonTchr)	0.00	0.00	1.39	0.00
600-1450-6232-105-696	Medicare Tax (NonTchr)	0.00	2.90	13.05	10.15
700-1450-6232-105-700	Medicare Tax (NonTchr)	570.00	223.85	314.68	323.16
700-1450-6232-107-700	Medicare Tax (NonTchr)	0.00	395.66	685.00	507.26
700-1450-6232-105-706	Medicare Tax (NonTchr)	0.00	21.75	0.00	0.00
700-1450-6232-105-721	Medicare Tax (NonTchr)	0.00	25.01	0.00	0.00
110-1181-6232-109-750	Medicare Tax (NonTchr)	0.00	0.00	53.48	0.00
110-2211-6232-109-750	Medicare Tax (NonTchr)	0.00	285.35	940.03	930.56
120-1181-6232-109-750	Medicare Tax (NonTchr)	0.00	3,038.47	7,362.71	7,280.70
OBJECT 6232 TOTAL	Medicare Tax (NonTchr)	875,000.00	631,757.36	864,188.92	837,974.73
110-1110-6241-402-000	MED/LIFE/DENTL INSURANCE	0.00	0.00	3,492.99	3,224.06
110-1110-6241-406-000	MED/LIFE/DENTL INSURANCE	0.00	0.00	1,834.56	247.69
110-1110-6241-407-000	MED/LIFE/DENTL INSURANCE	0.00	0.00	3,492.99	3,223.34
110-1110-6241-408-000	MED/LIFE/DENTL INSURANCE	0.00	0.00	606.42	248.41
110-1110-6241-409-000	MED/LIFE/DENTL INSURANCE	0.00	0.00	5,296.00	4,885.50

Account Code	Account Description	Budget Requested	1St Prior Year Actual	2Nd Prior Year Actual	3Rd Prior Year Actual
110-1110-6241-500-000	MED/LIFE/DENTL INSURANCE	0.00	0.00	3,492.99	3,237.36
110-1110-6241-502-000	MED/LIFE/DENTL INSURANCE	0.00	0.00	4,720.75	3,223.34
110-1110-6241-504-000	MED/LIFE/DENTL INSURANCE	0.00	0.00	3,492.37	3,224.06
110-1110-6241-506-000	MED/LIFE/DENTL INSURANCE	0.00	0.00	3,492.37	3,236.64
110-2112-6241-105-000	MED/LIFE/DENTL INSURANCE	0.00	4,828.80	6,985.36	6,474.00
110-2112-6241-107-000	MED/LIFE/DENTL INSURANCE	0.00	4,828.80	6,985.36	6,474.00
110-2122-6241-105-000	MED/LIFE/DENTL INSURANCE	0.00	-291.60	6,469.10	12,920.38
110-2122-6241-107-000	MED/LIFE/DENTL INSURANCE	0.00	16,904.80	20,208.31	12,921.40
110-2211-6241-105-000	MED/LIFE/DENTL INSURANCE	0.00	2,414.40	0.00	0.00
110-2211-6241-107-000	MED/LIFE/DENTL INSURANCE	0.00	2,716.37	0.00	0.00
110-2211-6241-807-000	MED/LIFE/DENTL INSURANCE 807	0.00	0.00	0.00	6,447.40
110-2212-6241-441-000	MED/LIFE/DENTL INSURANCE	0.00	0.00	0.00	1,712.22
110-2222-6241-105-000	MED/LIFE/DENTL INSURANCE	0.00	4,828.80	6,985.36	6,474.00
110-2222-6241-107-000	MED/LIFE/DENTL INSURANCE	0.00	4,828.80	6,985.36	6,474.00
110-2411-6241-105-000	MED/LIFE/DENTL INSURANCE	0.00	31,398.72	41,981.78	38,589.25
110-2411-6241-107-000	MED/LIFE/DENTL INSURANCE	0.00	31,390.72	41,697.03	38,790.02
110-2411-6241-300-000	MED/LIFE/DENTL INSURANCE	0.00	12,072.00	17,614.20	15,372.86
110-2411-6241-302-000	MED/LIFE/DENTL INSURANCE	0.00	9,661.12	14,009.26	12,920.38
110-2411-6241-304-000	MED/LIFE/DENTL INSURANCE	0.00	9,664.64	14,157.96	9,845.00
110-2411-6241-306-000	Salaries Board Paid Benefit for code 6241	0.00	11,770.20	16,894.94	8,912.70
110-2411-6241-402-000	MED/LIFE/DENTL INSURANCE	0.00	9,657.60	14,383.03	12,894.80
110-2411-6241-406-000	MED/LIFE/DENTL INSURANCE	0.00	-1,020.40	7,226.72	12,894.80
110-2411-6241-407-000	MED/LIFE/DENTL INSURANCE	0.00	9,657.77	13,970.72	12,948.00
110-2411-6241-408-000	MED/LIFE/DENTL INSURANCE	0.00	9,657.60	14,046.04	12,894.80
110-2411-6241-409-000	MED/LIFE/DENTL INSURANCE	0.00	9,657.60	14,046.04	12,182.34
110-2411-6241-500-000	MED/LIFE/DENTL INSURANCE	0.00	9,657.60	13,970.72	12,894.80
110-2411-6241-502-000	MED/LIFE/DENTL INSURANCE	0.00	3,976.60	6,998.72	6,513.40
110-2411-6241-504-000	MED/LIFE/DENTL INSURANCE	0.00	9,657.60	13,970.72	12,895.04
110-2411-6241-506-000	MED/LIFE/DENTL INSURANCE	0.00	4,537.20	14,064.34	12,894.80
110-2411-6241-510-000	MED/LIFE/DENTL INSURANCE	0.00	9,657.60	13,548.25	12,894.80
110-2542-6241-105-000	MED/LIFE/DENTL INSURANCE	0.00	72,140.40	74,472.15	78,796.15
110-2542-6241-107-000	MED/LIFE/DENTL INSURANCE	0.00	80,282.80	95,573.55	83,113.00
110-2542-6241-300-000	MED/LIFE/DENTL INSURANCE	0.00	30,180.00	37,003.80	32,370.00
110-2542-6241-302-000	MED/LIFE/DENTL INSURANCE	0.00	27,463.80	35,762.50	33,389.00
110-2542-6241-304-000	MED/LIFE/DENTL INSURANCE	0.00	16,900.80	22,539.55	26,660.25
110-2542-6241-306-000	MED/LIFE/DENTAL INSURANCE	0.00	22,728.40	31,821.00	33,134.25
110-2542-6241-402-000	MED/LIFE/DENTL INSURANCE	0.00	19,918.80	22,733.10	21,040.56
110-2542-6241-406-000	MED/LIFE/DENTL INSURANCE	0.00	23,408.20	27,550.80	25,896.00
110-2542-6241-407-000	MED/LIFE/DENTL INSURANCE	0.00	18,108.00	22,926.60	20,186.25
110-2542-6241-408-000	MED/LIFE/DENTL INSURANCE	0.00	6,941.40	13,255.00	13,712.25
110-2542-6241-409-000	MED/LIFE/DENTL INSURANCE	0.00	18,108.00	21,115.80	19,422.00
110-2542-6241-500-000	MED/LIFE/DENTL INSURANCE	0.00	12,072.00	14,077.20	17,998.25
110-2542-6241-502-000	MED/LIFE/DENTL INSURANCE	0.00	16,301.20	21,115.80	20,575.00
110-2542-6241-504-000	MED/LIFE/DENTL INSURANCE	0.00	19,013.40	29,157.00	32,370.00

Account Code	Account Description	Budget Requested	1St Prior Year Actual	2Nd Prior Year Actual	3Rd Prior Year Actual
110-2542-6241-506-000	MED/LIFE/DENTL INSURANCE	0.00	18,108.00	21,115.80	19,931.50
110-2542-6241-510-000	MED/LIFE/DENTL INSURANCE	0.00	17,550.00	21,764.40	25,896.00
110-2542-6241-810-000	MED/LIFE/DENTL INSURANCE	0.00	313.20	14.40	14.40
110-2542-6241-840-000	MED/LIFE/DENTL INSURANCE	0.00	19,013.40	34,559.06	18,403.00
110-2558-6241-606-000	MED/LIFE/DENTL INSURANCE	0.00	9.04	0.00	0.00
110-2664-6241-816-000	MED/LIFE/DENTL INSURANCE	0.00	0.00	0.00	1,139.00
110-3200-6241-830-000	MED/LIFE/DENTL INSURANCE	0.00	0.00	1,169.10	0.00
110-3512-6241-750-000	MED/LIFE/DENTL INSURANCE	0.00	2,568.90	13,470.27	14,676.59
120-1110-6241-406-000	MED/LIFE/DENTL INSURANCE	0.00	0.00	-572.60	459.23
120-1110-6241-408-000	MED/LIFE/DENTL INSURANCE	0.00	8,751.86	0.00	0.00
120-1110-6241-502-000	MED/LIFE/DENTL INSURANCE	0.00	-2,376.00	5,155.75	6,134.56
120-1111-6241-402-000	MED/LIFE/DENTL INSURANCE	0.00	20,526.40	28,359.00	26,256.00
120-1111-6241-406-000	MED/LIFE/DENTL INSURANCE	0.00	25,657.00	35,448.75	32,820.00
120-1111-6241-407-000	MED/LIFE/DENTL INSURANCE	0.00	15,391.80	21,269.25	19,692.00
120-1111-6241-408-000	MED/LIFE/DENTL INSURANCE	0.00	12,939.40	28,488.75	32,388.00
120-1111-6241-409-000	MED/LIFE/DENTL INSURANCE	0.00	15,395.80	21,269.25	19,692.00
120-1111-6241-500-000	MED/LIFE/DENTL INSURANCE	0.00	15,391.80	21,269.25	21,685.25
120-1111-6241-502-000	MED/LIFE/DENTL INSURANCE	0.00	20,522.40	28,359.00	19,692.00
120-1111-6241-504-000	MED/LIFE/DENTL INSURANCE	0.00	10,261.20	14,179.50	13,128.00
120-1111-6241-506-000	MED/LIFE/DENTL INSURANCE	0.00	20,522.40	28,359.00	26,256.00
120-1111-6241-510-000	MED/LIFE/DENTL INSURANCE	0.00	10,052.80	17,897.25	32,820.00
120-1112-6241-402-000	MED/LIFE/DENTL INSURANCE	0.00	15,391.80	28,359.00	19,692.00
120-1112-6241-406-000	MED/LIFE/DENTL INSURANCE	0.00	25,653.00	42,253.75	34,123.75
120-1112-6241-407-000	MED/LIFE/DENTL INSURANCE	0.00	20,526.40	28,359.00	26,256.00
120-1112-6241-408-000	MED/LIFE/DENTL INSURANCE	0.00	15,391.80	21,269.25	19,692.00
120-1112-6241-409-000	MED/LIFE/DENTL INSURANCE	0.00	15,395.80	28,359.00	19,692.00
120-1112-6241-500-000	MED/LIFE/DENTL INSURANCE	0.00	15,391.80	21,269.25	19,692.00
120-1112-6241-502-000	MED/LIFE/DENTL INSURANCE	0.00	20,526.40	21,269.25	26,256.00
120-1112-6241-504-000	MED/LIFE/DENTL INSURANCE	0.00	11,176.80	21,269.25	19,692.00
120-1112-6241-506-000	MED/LIFE/DENTL INSURANCE	0.00	25,653.00	35,448.75	32,820.00
120-1112-6241-510-000	MED/LIFE/DENTL INSURANCE	0.00	20,522.40	35,448.75	19,692.00
120-1113-6241-402-000	MED/LIFE/DENTL INSURANCE	0.00	14,789.40	14,813.35	19,692.00
120-1113-6241-406-000	MED/LIFE/DENTL INSURANCE	0.00	30,783.60	42,538.50	32,820.00
120-1113-6241-407-000	MED/LIFE/DENTL INSURANCE	0.00	20,526.40	21,269.25	26,256.00
120-1113-6241-408-000	MED/LIFE/DENTL INSURANCE	0.00	12,296.40	21,221.35	19,692.00
120-1113-6241-409-000	MED/LIFE/DENTL INSURANCE	0.00	15,391.80	14,179.50	19,692.00
120-1113-6241-500-000	MED/LIFE/DENTL INSURANCE	0.00	15,391.80	28,359.00	26,256.00
120-1113-6241-502-000	MED/LIFE/DENTL INSURANCE	0.00	15,558.20	21,269.25	26,256.00
120-1113-6241-504-000	MED/LIFE/DENTL INSURANCE	0.00	12,078.60	21,269.25	19,692.00
120-1113-6241-506-000	MED/LIFE/DENTL INSURANCE	0.00	10,614.80	21,269.25	19,692.00
120-1113-6241-510-000	MED/LIFE/DENTL INSURANCE	0.00	20,526.40	21,269.25	19,692.00
120-1114-6241-402-000	MED/LIFE/DENTL INSURANCE	0.00	9,660.37	14,245.05	13,232.40
120-1114-6241-406-000	MED/LIFE/DENTL INSURANCE	0.00	20,526.40	28,359.00	26,256.00
120-1114-6241-407-000	MED/LIFE/DENTL INSURANCE	0.00	20,522.40	35,448.75	26,256.00

Account Code	Account Description	Budget Requested	1St Prior Year Actual	2Nd Prior Year Actual	3Rd Prior Year Actual
120-1114-6241-408-000	MED/LIFE/DENTL INSURANCE	0.00	15,391.80	21,269.25	26,256.00
120-1114-6241-409-000	MED/LIFE/DENTL INSURANCE	0.00	10,261.20	21,269.25	19,692.00
120-1114-6241-500-000	MED/LIFE/DENTL INSURANCE	0.00	15,391.80	21,269.25	24,262.75
120-1114-6241-502-000	MED/LIFE/DENTL INSURANCE	0.00	20,526.40	28,359.00	19,692.00
120-1114-6241-504-000	MED/LIFE/DENTL INSURANCE	0.00	15,399.80	21,269.25	19,692.00
120-1114-6241-506-000	MED/LIFE/DENTL INSURANCE	0.00	20,522.40	28,359.00	26,256.00
120-1114-6241-510-000	MED/LIFE/DENTL INSURANCE	0.00	15,395.80	21,269.25	19,692.00
120-1115-6241-402-000	MED/LIFE/DENTL INSURANCE	0.00	15,391.80	21,269.25	13,128.00
120-1115-6241-406-000	MED/LIFE/DENTL INSURANCE	0.00	15,183.40	24,987.00	26,256.00
120-1115-6241-407-000	MED/LIFE/DENTL INSURANCE	0.00	20,522.40	28,359.00	26,256.00
120-1115-6241-408-000	MED/LIFE/DENTL INSURANCE	0.00	15,391.80	21,269.25	19,692.00
120-1115-6241-409-000	MED/LIFE/DENTL INSURANCE	0.00	10,614.80	14,179.50	6,564.00
120-1115-6241-500-000	MED/LIFE/DENTL INSURANCE	0.00	13,143.80	28,359.00	26,256.00
120-1115-6241-502-000	MED/LIFE/DENTL INSURANCE	0.00	20,534.40	21,269.25	19,692.00
120-1115-6241-504-000	MED/LIFE/DENTL INSURANCE	0.00	15,395.80	21,269.25	19,692.00
120-1115-6241-506-000	MED/LIFE/DENTL INSURANCE	0.00	15,391.80	28,359.00	26,256.00
120-1115-6241-510-000	MED/LIFE/DENTL INSURANCE	0.00	15,391.80	21,269.25	19,692.00
120-1117-6241-402-000	MED/LIFE/DENTL INSURANCE	0.00	15,391.80	21,269.25	26,256.00
120-1117-6241-406-000	MED/LIFE/DENTL INSURANCE	0.00	18,272.00	28,359.00	26,256.00
120-1117-6241-407-000	MED/LIFE/DENTL INSURANCE	0.00	18,274.40	28,359.00	26,256.00
120-1117-6241-408-000	MED/LIFE/DENTL INSURANCE	0.00	15,395.80	21,269.25	19,692.00
120-1117-6241-409-000	MED/LIFE/DENTL INSURANCE	0.00	10,261.20	14,179.50	19,692.00
120-1117-6241-500-000	MED/LIFE/DENTL INSURANCE	0.00	15,391.80	21,269.25	13,128.00
120-1117-6241-502-000	MED/LIFE/DENTL INSURANCE	0.00	20,530.40	28,359.00	26,256.00
120-1117-6241-504-000	MED/LIFE/DENTL INSURANCE	0.00	20,522.40	28,359.00	26,256.00
120-1117-6241-506-000	MED/LIFE/DENTL INSURANCE	0.00	20,526.40	28,359.00	32,820.00
120-1117-6241-510-000	MED/LIFE/DENTL INSURANCE	0.00	10,261.20	21,269.25	19,692.00
120-1121-6241-402-000	Salaries Board Paid Benefit for code 6241	0.00	4,874.07	6,749.48	6,818.75
120-1121-6241-406-000	Salaries Board Paid Benefit for code 6241	0.00	6,414.03	8,876.45	8,533.32
120-1121-6241-407-000	Salaries Board Paid Benefit for code 6241	0.00	5,900.23	7,790.47	7,220.28
120-1121-6241-408-000	Salaries Board Paid Benefit for code 6241	0.00	4,874.07	6,721.01	5,907.72
120-1121-6241-409-000	Salaries Board Paid Benefit for code 6241	0.00	5,130.60	7,089.75	6,564.00
120-1121-6241-500-000	Salaries Board Paid Benefit for code 6241	0.00	4,617.67	6,427.50	5,907.72
120-1121-6241-502-000	Salaries Board Paid Benefit for code 6241	0.00	5,130.60	7,061.28	5,958.66
120-1121-6241-504-000	Salaries Board Paid Benefit for code 6241	0.00	4,107.70	5,671.80	5,251.20
120-1121-6241-506-000	Salaries Board Paid Benefit for code 6241	0.00	5,387.13	7,486.96	7,825.62
120-1121-6241-510-000	Salaries Board Paid Benefit for code 6241	0.00	4,874.07	6,721.00	5,907.48
120-1125-6241-402-000	Salaries Board Paid Benefit for code 6241	0.00	2,073.93	1,838.01	1,745.46
120-1125-6241-406-000	Salaries Board Paid Benefit for code 6241	0.00	9,645.63	12,747.31	11,486.94
120-1125-6241-407-000	Salaries Board Paid Benefit for code 6241	0.00	7,695.90	10,634.67	9,846.00
120-1125-6241-408-000	Salaries Board Paid Benefit for code 6241	0.00	5,130.60	10,960.62	9,517.86
120-1125-6241-409-000	Salaries Board Paid Benefit for code 6241	0.00	-592.20	3,489.59	6,892.26
120-1125-6241-500-000	Salaries Board Paid Benefit for code 6241	0.00	7,182.84	9,925.65	9,189.60
120-1125-6241-502-000	Salaries Board Paid Benefit for code 6241	0.00	7,956.43	10,989.09	10,174.14

Account Code	Account Description	Budget Requested	1St Prior Year Actual	2Nd Prior Year Actual	3Rd Prior Year Actual
120-1125-6241-504-000	Salaries Board Paid Benefit for code 6241	0.00	5,746.17	8,167.43	7,876.80
120-1125-6241-506-000	Salaries Board Paid Benefit for code 6241	0.00	7,695.90	10,634.58	6,564.00
120-1125-6241-510-000	Salaries Board Paid Benefit for code 6241	0.00	5,130.60	9,230.95	7,457.34
120-1129-6241-402-000	Salaries Board Paid Benefit for code 6241	0.00	5,566.99	9,882.94	8,205.06
120-1129-6241-406-000	Salaries Board Paid Benefit for code 6241	0.00	9,645.63	12,407.04	11,486.94
120-1129-6241-407-000	Salaries Board Paid Benefit for code 6241	0.00	7,695.90	10,634.67	9,846.12
120-1129-6241-408-000	Salaries Board Paid Benefit for code 6241	0.00	5,130.60	10,280.16	9,517.86
120-1129-6241-409-000	Salaries Board Paid Benefit for code 6241	0.00	5,130.60	7,132.46	7,548.54
120-1129-6241-500-000	Salaries Board Paid Benefit for code 6241	0.00	6,139.51	9,571.14	8,861.34
120-1129-6241-502-000	Salaries Board Paid Benefit for code 6241	0.00	6,575.90	10,634.67	9,846.12
120-1129-6241-504-000	Salaries Board Paid Benefit for code 6241	0.00	5,750.17	8,507.70	7,876.80
120-1129-6241-506-000	Salaries Board Paid Benefit for code 6241	0.00	7,658.50	10,634.58	9,845.88
120-1129-6241-510-000	Salaries Board Paid Benefit for code 6241	0.00	5,130.60	9,571.14	8,861.34
120-1131-6241-107-000	MED/LIFE/DENTL INSURANCE	0.00	2,565.30	0.00	0.00
120-1131-6241-300-000	MED/LIFE/DENTL INSURANCE	0.00	2,565.30	7,089.75	6,564.00
120-1131-6241-302-000	MED/LIFE/DENTL INSURANCE	0.00	5,134.60	7,089.75	6,564.00
120-1131-6241-304-000	MED/LIFE/DENTL INSURANCE	0.00	5,130.77	7,089.75	6,564.00
120-1131-6241-306-000	MED/LIFE/DENTAL INSURANCE	0.00	5,130.77	7,089.75	6,564.00
120-1133-6241-300-000	MED/LIFE/DENTL INSURANCE	0.00	41,048.80	56,718.00	37,044.00
120-1133-6241-302-000	MED/LIFE/DENTL INSURANCE	0.00	50,291.88	69,479.55	64,327.20
120-1133-6241-304-000	MED/LIFE/DENTL INSURANCE	0.00	44,127.33	60,971.85	54,340.30
120-1133-6241-306-000	MED/LIFE/DENTAL INSURANCE	0.00	51,507.81	73,733.40	68,265.60
120-1134-6241-300-000	MED/LIFE/DENTL INSURANCE	0.00	5,130.60	7,089.75	6,564.00
120-1134-6241-302-000	MED/LIFE/DENTL INSURANCE	0.00	5,130.60	7,089.75	6,564.00
120-1134-6241-304-000	MED/LIFE/DENTL INSURANCE	0.00	5,134.60	7,089.75	6,564.00
120-1134-6241-306-000	MED/LIFE/DENTAL INSURANCE	0.00	5,130.60	7,089.75	6,564.00
120-1135-6241-300-000	MED/LIFE/DENTL INSURANCE	0.00	30,787.60	42,538.50	39,384.00
120-1135-6241-302-000	MED/LIFE/DENTL INSURANCE	0.00	21,348.12	47,715.70	40,696.80
120-1135-6241-304-000	MED/LIFE/DENTL INSURANCE	0.00	20,643.12	29,776.95	27,568.80
120-1135-6241-306-000	MED/LIFE/DENTAL INSURANCE	0.00	23,509.85	34,580.55	29,469.60
120-1137-6241-300-000	MED/LIFE/DENTL INSURANCE	0.00	35,012.97	49,628.25	45,948.00
120-1137-6241-302-000	MED/LIFE/DENTL INSURANCE	0.00	25,665.00	35,448.75	32,820.00
120-1137-6241-304-000	MED/LIFE/DENTL INSURANCE	0.00	22,574.81	31,194.90	28,881.60
120-1137-6241-306-000	MED/LIFE/DENTAL INSURANCE	0.00	18,780.60	28,908.75	28,624.80
120-1139-6241-300-000	MED/LIFE/DENTL INSURANCE	0.00	30,787.77	42,538.50	45,948.00
120-1139-6241-302-000	MED/LIFE/DENTL INSURANCE	0.00	35,914.54	38,011.50	39,384.00
120-1139-6241-304-000	MED/LIFE/DENTL INSURANCE	0.00	26,679.12	36,866.70	30,943.60
120-1139-6241-306-000	MED/LIFE/DENTAL INSURANCE	0.00	34,888.08	48,210.30	39,384.00
120-1141-6241-300-000	MED/LIFE/DENTL INSURANCE	0.00	2,565.30	3,544.83	3,281.88
120-1141-6241-302-000	MED/LIFE/DENTL INSURANCE	0.00	2,567.23	3,544.83	6,564.00
120-1141-6241-304-000	MED/LIFE/DENTL INSURANCE	0.00	2,565.30	3,544.92	3,282.12
120-1141-6241-306-000	MED/LIFE/DENTAL INSURANCE	0.00	2,567.37	3,544.92	6,564.00
120-1143-6241-300-000	MED/LIFE/DENTL INSURANCE	0.00	5,130.77	7,089.75	6,564.00
120-1143-6241-302-000	MED/LIFE/DENTL INSURANCE	0.00	5,130.60	7,089.75	6,564.00

Account Code	Account Description	Budget Requested	1St Prior Year Actual	2Nd Prior Year Actual	3Rd Prior Year Actual
120-1143-6241-304-000	MED/LIFE/DENTL INSURANCE	0.00	5,130.60	4,527.00	6,564.00
120-1143-6241-306-000	MED/LIFE/DENTAL INSURANCE	0.00	5,130.60	7,089.75	6,564.00
120-1145-6241-300-000	Med Life	0.00	15,433.53	21,978.27	20,348.52
120-1145-6241-302-000	MED/LIFE/DENTL INSURANCE	0.00	12,834.50	17,724.42	16,410.12
120-1145-6241-304-000	MED/LIFE/DENTL INSURANCE	0.00	12,826.44	17,724.33	16,409.88
120-1145-6241-306-000	MED/LIFE/DENTAL INSURANCE	0.00	12,830.50	17,724.33	16,409.88
120-1149-6241-300-000	Med Life	0.00	15,395.80	21,269.25	19,692.00
120-1149-6241-302-000	MED/LIFE/DENTL INSURANCE	0.00	9,848.40	24,987.00	26,256.00
120-1149-6241-304-000	MED/LIFE/DENTL INSURANCE	0.00	15,395.80	21,269.25	19,692.00
120-1149-6241-306-000	MED/LIFE/DENTAL INSURANCE	0.00	20,522.40	28,359.00	26,256.00
120-1150-6241-105-000	MED/LIFE/DENTL INSURANCE	0.00	4,828.80	6,985.36	6,447.40
120-1151-6241-105-000	MED/LIFE/DENTL INSURANCE	0.00	30,787.60	42,538.50	39,384.00
120-1151-6241-107-000	MED/LIFE/DENTL INSURANCE	0.00	9,751.00	24,987.00	32,820.00
120-1153-6241-105-000	MED/LIFE/DENTL INSURANCE	0.00	30,783.60	42,538.50	39,384.00
120-1153-6241-107-000	MED/LIFE/DENTL INSURANCE	0.00	19,716.00	35,566.50	33,480.00
120-1155-6241-107-000	MED/LIFE/DENTL INSURANCE	0.00	10,265.20	14,179.50	13,128.00
120-1159-6241-105-000	MED/LIFE/DENTL INSURANCE	0.00	35,937.55	49,628.25	45,948.00
120-1159-6241-107-000	MED/LIFE/DENTL INSURANCE	0.00	35,008.97	49,628.25	52,512.00
120-1161-6241-105-000	MED/LIFE/DENTL INSURANCE	0.00	13,589.00	23,832.00	27,020.25
120-1161-6241-107-000	MED/LIFE/DENTL INSURANCE	0.00	15,391.80	21,269.25	26,256.00
120-1163-6241-105-000	MED/LIFE/DENTL INSURANCE	0.00	79,853.60	120,525.75	112,861.75
120-1163-6241-107-000	MED/LIFE/DENTL INSURANCE	0.00	76,963.00	113,436.00	105,024.00
120-1165-6241-105-000	MED/LIFE/DENTL INSURANCE	0.00	21,805.22	31,194.90	28,881.60
120-1165-6241-107-000	MED/LIFE/DENTL INSURANCE	0.00	21,805.05	28,359.00	26,256.00
120-1169-6241-105-000	MED/LIFE/DENTL INSURANCE	0.00	82,429.80	120,525.75	111,588.00
120-1169-6241-107-000	MED/LIFE/DENTL INSURANCE	0.00	76,963.00	107,770.00	97,890.50
120-1171-6241-105-000	MED/LIFE/DENTL INSURANCE	0.00	71,504.11	106,346.25	98,460.00
120-1171-6241-107-000	MED/LIFE/DENTL INSURANCE	0.00	71,274.40	99,806.25	85,920.00
120-1173-6241-105-000	MED/LIFE/DENTL INSURANCE	0.00	91,163.77	127,615.50	111,588.00
120-1173-6241-107-000	MED/LIFE/DENTL INSURANCE	0.00	90,102.80	125,627.05	111,692.40
120-1175-6241-105-000	MED/LIFE/DENTL INSURANCE	0.00	14,866.10	22,347.00	26,256.00
120-1175-6241-107-000	MED/LIFE/DENTL INSURANCE	0.00	12,626.10	35,448.75	32,820.00
120-1179-6241-105-000	MED/LIFE/DENTL INSURANCE	0.00	25,657.00	42,538.50	39,384.00
120-1179-6241-107-000	MED/LIFE/DENTL INSURANCE	0.00	30,787.77	42,538.50	39,384.00
120-1271-6241-105-000	MED/LIFE/DENTL INSURANCE	0.00	10,774.26	9,642.18	8,927.17
120-1271-6241-107-000	MED/LIFE/DENTL INSURANCE	0.00	0.00	1,205.19	1,115.91
120-1271-6241-300-000	MED/LIFE/DENTL INSURANCE	0.00	6,926.31	8,003.01	7,876.93
120-1271-6241-302-000	MED/LIFE/DENTL INSURANCE	0.00	1,282.65	2,193.54	1,115.91
120-1271-6241-304-000	MED/LIFE/DENTL INSURANCE	0.00	1,744.37	2,397.48	2,231.70
120-1271-6241-306-000	MED/LIFE/DENTL INSURANCE	0.00	2,616.64	3,624.19	3,347.74
120-1271-6241-402-000	MED/LIFE/DENTL INSURANCE	0.00	3,078.36	4,253.85	3,938.40
120-1271-6241-406-000	MED/LIFE/DENTL INSURANCE	0.00	13,852.62	17,268.58	11,158.86
120-1271-6241-407-000	MED/LIFE/DENTL INSURANCE	0.00	2,616.64	3,615.87	3,347.74
120-1271-6241-408-000	MED/LIFE/DENTL INSURANCE	0.00	4,361.01	7,150.10	7,811.13

Account Code	Account Description	Budget Requested	1St Prior Year Actual	2Nd Prior Year Actual	3Rd Prior Year Actual
120-1271-6241-409-000	MED/LIFE/DENTL INSURANCE	0.00	-59.65	0.00	387.15
120-1271-6241-500-000	MED/LIFE/DENTL INSURANCE	0.00	2,616.64	3,615.87	3,347.74
120-1271-6241-502-000	MED/LIFE/DENTL INSURANCE	0.00	3,027.02	4,120.39	0.00
120-1271-6241-504-000	MED/LIFE/DENTL INSURANCE	0.00	0.00	17.37	328.18
120-1271-6241-506-000	MED/LIFE/DENTL INSURANCE	0.00	-400.99	117.75	4,174.56
120-1271-6241-510-000	MED/LIFE/DENTL INSURANCE	0.00	1,744.37	3,350.72	1,306.23
120-2122-6241-105-000	MED/LIFE/DENTL INSURANCE	0.00	25,669.00	35,448.75	39,384.00
120-2122-6241-107-000	MED/LIFE/DENTL INSURANCE	0.00	25,653.00	35,448.75	32,820.00
120-2122-6241-300-000	MED/LIFE/DENTL INSURANCE	0.00	10,261.20	14,179.50	12,273.75
120-2122-6241-302-000	MED/LIFE/DENTL INSURANCE	0.00	10,269.20	14,179.50	13,128.00
120-2122-6241-304-000	MED/LIFE/DENTL INSURANCE	0.00	4,884.80	14,179.50	13,128.00
120-2122-6241-306-000	MED/LIFE/DENTAL INSURANCE	0.00	10,261.20	14,179.50	6,564.00
120-2122-6241-402-000	Salaries Board Paid Benefit for code 6241	0.00	4,361.01	6,069.02	5,579.46
120-2122-6241-406-000	Salaries Board Paid Benefit for code 6241	0.00	6,413.41	10,280.16	9,517.86
120-2122-6241-407-000	Salaries Board Paid Benefit for code 6241	0.00	7,182.85	8,507.70	7,876.80
120-2122-6241-408-000	Salaries Board Paid Benefit for code 6241	0.00	5,130.60	7,089.75	6,564.00
120-2122-6241-409-000	Salaries Board Paid Benefit for code 6241	0.00	4,361.01	6,026.31	5,579.46
120-2122-6241-500-000	Salaries Board Paid Benefit for code 6241	0.00	5,130.60	7,089.75	6,564.00
120-2122-6241-502-000	Salaries Board Paid Benefit for code 6241	0.00	5,130.60	7,089.75	6,564.00
120-2122-6241-504-000	Salaries Board Paid Benefit for code 6241	0.00	5,130.60	7,089.75	6,564.00
120-2122-6241-506-000	Salaries Board Paid Benefit for code 6241	0.00	6,156.72	8,507.70	7,876.80
120-2122-6241-510-000	Salaries Board Paid Benefit for code 6241	0.00	5,134.60	7,089.75	6,564.00
120-2222-6241-105-000	MED/LIFE/DENTL INSURANCE	0.00	7,133.50	7,587.30	7,100.40
120-2222-6241-107-000	MED/LIFE/DENTL INSURANCE	0.00	7,695.90	11,765.10	13,128.00
120-2222-6241-300-000	MED/LIFE/DENTL INSURANCE	0.00	5,130.60	7,089.75	6,564.00
120-2222-6241-302-000	MED/LIFE/DENTL INSURANCE	0.00	5,134.60	7,089.75	6,564.00
120-2222-6241-304-000	MED/LIFE/DENTL INSURANCE	0.00	5,130.60	7,089.75	6,564.00
120-2222-6241-306-000	MED/LIFE/DENTAL INSURANCE	0.00	5,130.60	7,089.75	2,292.75
120-2222-6241-402-000	Salaries Board Paid Benefit for code 6241	0.00	3,079.14	4,253.85	3,938.40
120-2222-6241-406-000	Salaries Board Paid Benefit for code 6241	0.00	4,107.70	5,671.80	5,251.20
120-2222-6241-407-000	Salaries Board Paid Benefit for code 6241	0.00	4,104.48	5,671.80	5,251.20
120-2222-6241-408-000	Salaries Board Paid Benefit for code 6241	0.00	3,078.36	4,253.85	3,938.40
120-2222-6241-409-000	Salaries Board Paid Benefit for code 6241	0.00	3,078.36	4,253.85	3,938.40
120-2222-6241-500-000	Salaries Board Paid Benefit for code 6241	0.00	4,104.48	5,671.80	5,251.20
120-2222-6241-502-000	Salaries Board Paid Benefit for code 6241	0.00	4,104.48	5,671.80	5,251.20
120-2222-6241-504-000	Salaries Board Paid Benefit for code 6241	0.00	3,078.36	4,253.85	3,938.40
120-2222-6241-506-000	Salaries Board Paid Benefit for code 6241	0.00	4,104.48	5,671.80	5,251.20
120-2222-6241-510-000	Salaries Board Paid Benefit for code 6241	0.00	3,078.36	4,253.85	3,938.40
120-2411-6241-105-000	MED/LIFE/DENTL INSURANCE	0.00	29,584.40	34,582.00	32,460.00
120-2411-6241-107-000	MED/LIFE/DENTL INSURANCE	0.00	30,180.00	35,193.00	32,460.00
120-2411-6241-300-000	MED/LIFE/DENTL INSURANCE	0.00	12,313.44	16,892.64	15,663.60
120-2411-6241-302-000	MED/LIFE/DENTL INSURANCE	0.00	12,076.00	14,077.20	12,948.00
120-2411-6241-304-000	MED/LIFE/DENTL INSURANCE	0.00	12,072.00	14,077.20	13,038.00
120-2411-6241-306-000	Salaries Board Paid Benefit for code 6241	0.00	10,563.00	14,077.20	12,948.00

Account Code	Account Description	Budget Requested	1St Prior Year Actual	2Nd Prior Year Actual	3Rd Prior Year Actual
120-2411-6241-402-000	MED/LIFE/DENTL INSURANCE	0.00	535.40	498.60	498.00
120-2411-6241-406-000	MED/LIFE/DENTL INSURANCE	0.00	12,072.00	14,077.20	12,948.00
120-2411-6241-407-000	MED/LIFE/DENTL INSURANCE	0.00	9,054.00	10,842.70	6,948.00
120-2411-6241-408-000	MED/LIFE/DENTL INSURANCE	0.00	6,036.00	7,038.60	6,474.00
120-2411-6241-409-000	MED/LIFE/DENTL INSURANCE	0.00	6,036.00	7,038.60	6,474.00
120-2411-6241-500-000	MED/LIFE/DENTL INSURANCE	0.00	6,036.00	7,038.60	6,474.00
120-2411-6241-502-000	MED/LIFE/DENTL INSURANCE	0.00	7,605.36	7,038.60	6,474.00
120-2411-6241-504-000	MED/LIFE/DENTL INSURANCE	0.00	6,036.00	7,038.60	6,474.00
120-2411-6241-506-000	MED/LIFE/DENTL INSURANCE	0.00	9,657.60	11,261.76	10,412.40
120-2411-6241-510-000	MED/LIFE/DENTL INSURANCE	0.00	6,036.00	7,038.60	6,474.00
120-3512-6241-750-000	MED/LIFE/DENTL INSURANCE	0.00	17,936.20	24,788.07	22,963.37
500-2562-6241-105-000	MED/LIFE/DENTL INSURANCE	0.00	228.80	33,923.88	38,451.36
500-2562-6241-107-000	MED/LIFE/DENTL INSURANCE	0.00	0.00	20,702.53	25,842.80
500-2562-6241-300-000	MED/LIFE/DENTL INSURANCE	0.00	-2,409.60	-1,201.19	4,739.24
500-2562-6241-302-000	MED/LIFE/DENTL INSURANCE	0.00	0.00	5,857.01	12,948.00
500-2562-6241-304-000	MED/LIFE/DENTL INSURANCE	0.00	1,207.20	7,391.72	12,948.00
500-2562-6241-306-000	MED/LIFE/DENTAL INSURANCE	0.00	0.00	11,682.14	12,921.40
500-2562-6241-402-000	MED/LIFE/DENTL INSURANCE	0.00	0.00	5,844.29	6,474.00
500-2562-6241-406-000	MED/LIFE/DENTL INSURANCE	0.00	0.00	5,823.01	6,447.40
500-2562-6241-407-000	MED/LIFE/DENTL INSURANCE	0.00	0.00	5,859.13	6,474.00
500-2562-6241-408-000	MED/LIFE/DENTL INSURANCE	0.00	0.00	5,859.13	6,474.00
500-2562-6241-409-000	MED/LIFE/DENTL INSURANCE	0.00	0.00	5,823.01	6,447.40
500-2562-6241-500-000	MED/LIFE/DENTL INSURANCE	0.00	0.00	5,823.01	6,447.40
500-2562-6241-502-000	MED/LIFE/DENTL INSURANCE	0.00	0.00	5,859.13	6,474.00
500-2562-6241-504-000	MED/LIFE/DENTL INSURANCE	0.00	0.00	10,249.73	6,474.00
500-2562-6241-506-000	MED/LIFE/DENTL INSURANCE	0.00	-2,248.00	442.04	5,391.64
500-2562-6241-510-000	MED/LIFE/DENTL INSURANCE	0.00	0.00	5,823.01	6,787.32
500-2562-6241-610-000	MED/LIFE/DENTL INSURANCE	0.00	3.02	0.00	0.00
110-2134-6241-410-001	MED/LIFE/DENTL INSURANCE	0.00	0.00	0.00	1,127.04
110-2542-6241-307-001	MED/LIFE/DENTL INSURANCE	0.00	0.00	0.00	284.75
110-2552-6241-606-001	MED/LIFE/DENTL INSURANCE	0.00	0.00	0.00	1,119.06
600-1410-6241-900-015	MED/LIFE/DENTL INSURANCE	0.00	-40.30	40.30	0.00
600-1410-6241-811-034	MED/LIFE/DENTL INSURANCE	0.00	0.00	0.00	600.00
600-1410-6241-811-050	MED/LIFE/DENTL INSURANCE	0.00	0.00	0.00	1,770.00
600-1410-6241-811-069	MED/LIFE/DENTL INSURANCE	0.00	0.00	0.00	-144.00
600-1410-6241-811-073	MED/LIFE/DENTL INSURANCE	0.00	0.00	0.00	2,900.00
600-1410-6241-811-083	MED/LIFE/DENTL INSURANCE	0.00	0.00	0.00	730.00
600-1410-6241-811-138	MED/LIFE/DENTL INSURANCE	0.00	0.00	0.00	1.05
600-1410-6241-811-149	MED/LIFE/DENTL INSURANCE	0.00	0.00	0.00	0.02
110-2126-6241-800-309	MED/LIFE/DENTL INSURANCE	0.00	6,036.00	7,323.35	6,474.00
110-1271-6241-800-310	MED/LIFE/DENTL INSURANCE	0.00	965.76	47.12	1,294.75
110-2121-6241-800-310	MED/LIFE/DENTL INSURANCE	0.00	6,036.00	7,038.60	6,474.00
120-2121-6241-800-310	MED/LIFE/DENTL INSURANCE	0.00	6,036.00	7,038.60	6,474.00
120-2122-6241-800-310	MED/LIFE/DENTL INSURANCE	0.00	4,828.80	5,011.25	6,447.40

Account Code	Account Description	Budget Requested	1St Prior Year Actual	2Nd Prior Year Actual	3Rd Prior Year Actual
110-1211-6241-810-316	MED/LIFE/DENTL INSURANCE	0.00	2,414.40	3,492.99	3,224.06
120-1211-6241-402-316	Salaries Board Paid Benefit for code 6241	0.00	513.06	2,126.88	1,969.08
120-1211-6241-406-316	Salaries Board Paid Benefit for code 6241	0.00	2,565.30	3,544.92	3,282.12
120-1211-6241-407-316	Salaries Board Paid Benefit for code 6241	0.00	2,565.30	3,544.92	3,282.12
120-1211-6241-408-316	MED/LIFE/DENTL INSURANCE	0.00	1,282.65	1,772.46	1,641.06
120-1211-6241-409-316	Salaries Board Paid Benefit for code 6241	0.00	513.06	4,962.87	4,594.92
120-1211-6241-500-316	Salaries Board Paid Benefit for code 6241	0.00	2,052.24	2,835.90	2,625.60
120-1211-6241-502-316	Salaries Board Paid Benefit for code 6241	0.00	3,078.36	4,253.85	3,938.40
120-1211-6241-504-316	Salaries Board Paid Benefit for code 6241	0.00	3,847.95	5,317.29	4,922.94
120-1211-6241-506-316	Salaries Board Paid Benefit for code 6241	0.00	2,565.30	3,544.83	3,281.88
120-1211-6241-510-316	Salaries Board Paid Benefit for code 6241	0.00	2,565.30	3,544.83	3,281.88
120-1211-6241-810-316	MED/LIFE/DENTL INSURANCE	0.00	4,104.48	0.00	0.00
120-1212-6241-205-316	Med Life	0.00	0.00	0.00	3,282.07
120-1212-6241-302-316	Salaries Board Paid Benefit for code 6241	0.00	4,572.60	7,089.75	6,564.00
120-1212-6241-304-316	Salaries Board Paid Benefit for code 6241	0.00	3,078.36	4,253.85	5,251.20
120-1212-6241-306-316	Salaries Board Paid Benefit for code 6241	0.00	-370.00	1,077.75	3,431.75
120-1150-6241-810-317	MED/LIFE/DENTL INSURANCE	0.00	21,427.80	27,779.85	20,658.00
110-1150-6241-115-318	MED/LIFE/DENTL INSURANCE	0.00	8,462.72	7,662.88	13,349.90
110-2134-6241-115-318	MED/LIFE/DENTL INSURANCE	0.00	1,817.40	6,520.25	0.00
110-2542-6241-115-318	MED/LIFE/DENTL INSURANCE	0.00	12,355.80	12,602.30	6,474.00
120-1150-6241-115-318	MED/LIFE/DENTL INSURANCE	0.00	35,623.75	49,523.86	45,831.40
120-2122-6241-115-318	MED/LIFE/DENTL INSURANCE	0.00	5,134.60	7,089.75	6,564.00
120-2411-6241-115-318	MED/LIFE/DENTL INSURANCE	0.00	5,432.40	6,334.68	5,826.48
120-1150-6241-115-319	MED/LIFE/DENTL INSURANCE	0.00	5,130.60	7,089.75	6,564.00
120-2411-6241-115-319	MED/LIFE/DENTL INSURANCE	0.00	603.60	703.92	647.52
110-2212-6241-800-331	MED/LIFE/DENTL INSURANCE	0.00	11,468.40	7,038.60	6,728.75
120-2212-6241-800-331	MED/LIFE/DENTL INSURANCE	0.00	9,058.00	10,273.10	6,474.00
120-2324-6241-800-331	MED/LIFE/DENTL INSURANCE	0.00	0.00	284.75	6,474.00
110-2212-6241-840-332	MED/LIFE/DENTL INSURANCE	0.00	3,018.00	3,519.36	0.00
120-2212-6241-840-332	MED/LIFE/DENTL INSURANCE	0.00	16,305.20	7,038.60	6,474.00
110-2212-6241-840-333	MED/LIFE/DENTL INSURANCE	0.00	3,018.00	3,519.24	1,711.98
120-2212-6241-840-333	MED/LIFE/DENTL INSURANCE	0.00	6,040.00	7,038.60	6,474.00
110-2212-6241-840-335	MED/LIFE/DENTL INSURANCE	0.00	4,828.80	6,985.36	0.00
120-2212-6241-840-335	MED/LIFE/DENTL INSURANCE	0.00	6,036.00	6,753.85	0.00
110-2222-6241-840-336	MED/LIFE/DENTL INSURANCE	0.00	8,450.40	10,530.97	9,697.34
120-2222-6241-840-336	MED/LIFE/DENTL INSURANCE	0.00	6,036.00	7,038.60	6,474.00
120-1228-6241-402-414	MED/LIFE/DENTL INSURANCE	0.00	2,565.45	7,089.75	6,564.00
120-1228-6241-406-414	MED/LIFE/DENTL INSURANCE	0.00	0.00	7,089.75	6,564.00
120-1228-6241-407-414	MED/LIFE/DENTL INSURANCE	0.00	9,137.20	14,454.42	13,422.12
120-1228-6241-408-414	MED/LIFE/DENTL INSURANCE	0.00	0.00	6,805.00	0.00
120-1228-6241-409-414	MED/LIFE/DENTL INSURANCE	0.00	7,695.92	14,179.50	13,128.00
120-1228-6241-500-414	MED/LIFE/DENTL INSURANCE	0.00	10,261.20	14,464.25	19,437.26
120-1228-6241-502-414	MED/LIFE/DENTL INSURANCE	0.00	7,695.90	14,179.50	13,128.00
120-1228-6241-504-414	MED/LIFE/DENTL INSURANCE	0.00	7,695.90	14,179.50	13,128.00

Account Code	Account Description	Budget Requested	1St Prior Year Actual	2Nd Prior Year Actual	3Rd Prior Year Actual
120-1228-6241-506-414	MED/LIFE/DENTL INSURANCE	0.00	6,046.20	21,544.08	20,240.62
120-1228-6241-510-414	MED/LIFE/DENTL INSURANCE	0.00	10,269.20	14,179.50	13,128.00
120-1250-6241-402-451	Salaries Board Paid Benefit for code 6241	0.00	15,395.80	21,269.25	12,874.45
120-1250-6241-406-451	Salaries Board Paid Benefit for code 6241	0.00	25,653.00	35,448.75	32,820.00
120-1250-6241-408-451	Salaries Board Paid Benefit for code 6241	0.00	20,530.40	28,359.00	26,256.00
120-2122-6241-840-451	MED/LIFE/DENTL INSURANCE	0.00	2,308.77	3,147.61	2,953.62
120-2213-6241-110-451	MED/LIFE/DENTL INSURANCE	0.00	0.00	0.00	6,564.00
120-1271-6241-111-462	MED/LIFE/DENTL INSURANCE	0.00	0.00	0.00	-50.88
120-1271-6241-116-462	MED/LIFE/DENTL INSURANCE	0.00	0.00	0.00	-203.52
120-1271-6241-304-462	MED/LIFE/DENTL INSURANCE	0.00	0.00	199.21	0.00
120-1271-6241-306-462	MED/LIFE/DENTL INSURANCE	0.00	0.00	298.76	0.00
120-2213-6241-105-462	MED/LIFE/DENTL INSURANCE-LEP	0.00	769.59	1,701.42	1,575.23
120-2213-6241-107-462	MED/LIFE/DENTL INSURANCE-LEP	0.00	0.00	212.76	196.89
120-2213-6241-300-462	MED/LIFE/DENTL INSURANCE-LEP	0.00	769.59	2,631.66	1,969.01
120-2213-6241-302-462	MED/LIFE/DENTL INSURANCE-LEP	0.00	0.00	996.78	196.89
120-2213-6241-304-462	MED/LIFE/DENTL INSURANCE-LEP	0.00	307.87	229.96	393.91
120-2213-6241-306-462	MED/LIFE/DENTL INSURANCE-LEP	0.00	461.72	340.16	590.66
120-2213-6241-402-462	MED/LIFE/DENTL INSURANCE-LEP	0.00	513.06	708.98	656.38
120-2213-6241-406-462	MED/LIFE/DENTL INSURANCE	0.00	1,539.18	2,391.70	1,969.14
120-2213-6241-407-462	MED/LIFE/DENTL INSURANCE-LEP	0.00	461.72	637.98	590.66
120-2213-6241-408-462	MED/LIFE/DENTL INSURANCE-LEP	0.00	769.59	1,339.67	1,378.48
120-2213-6241-409-462	MED/LIFE/DENTL INSURANCE-LEP	0.00	-13.99	0.00	131.35
120-2213-6241-500-462	MED/LIFE/DENTL INSURANCE-LEP	0.00	461.72	717.50	1,516.13
120-2213-6241-502-462	MED/LIFE/DENTL INSURANCE	0.00	564.40	749.26	0.00
120-2213-6241-504-462	MED/LIFE/DENTL INSURANCE-LEP	0.00	0.00	0.00	1,641.03
120-2213-6241-506-462	MED/LIFE/DENTL INSURANCE-LEP	0.00	-75.77	0.00	853.36
120-2213-6241-510-462	MED/LIFE/DENTL INSURANCE-LEP	0.00	307.87	1,178.12	393.91
120-2213-6241-840-465	MED/LIFE/DENTL INSURANCE	0.00	0.00	7,089.75	6,564.00
110-1271-6241-800-497	MED/LIFE/DENTL INSURANCE	0.00	3,863.04	6,938.24	5,179.25
110-1281-6241-750-514	MED/LIFE/DENTL INSURANCE	0.00	4,391.60	7,038.60	6,474.00
110-1283-6241-750-514	MED/LIFE/DENTL INSURANCE	0.00	1,931.52	2,794.50	2,589.90
110-1284-6241-750-514	MED/LIFE/DENTL INSURANCE	0.00	63,382.02	92,866.14	90,991.52
110-1285-6241-750-514	MED/LIFE/DENTL INSURANCE	0.00	5,130.60	7,089.75	6,564.00
110-1286-6241-750-514	MED/LIFE/DENTL INSURANCE	0.00	25,661.00	35,448.75	32,820.00
110-1287-6241-750-514	MED/LIFE/DENTL INSURANCE	0.00	5,432.40	4,851.80	4,855.44
120-1281-6241-750-514	MED/LIFE/DENTL INSURANCE	0.00	6,036.00	7,038.60	6,474.00
120-1282-6241-750-514	MED/LIFE/DENTL INSURANCE	0.00	63,741.60	89,145.48	85,435.13
120-1283-6241-750-514	MED/LIFE/DENTL INSURANCE	0.00	35,914.20	49,628.25	45,948.00
120-1288-6241-750-514	MED/LIFE/DENTL INSURANCE	0.00	5,130.60	7,089.75	6,564.00
110-3500-6241-750-516	MED/LIFE/DENTL INSURANCE	0.00	10,864.80	14,023.96	12,948.00
110-2134-6241-750-518	MED/LIFE/DENTL INSURANCE	0.00	89,004.02	123,608.37	119,060.68
110-2321-6241-800-522	MED/LIFE/DENTL INSURANCE	0.00	6,945.40	7,038.60	6,474.00
120-2321-6241-800-522	MED/LIFE/DENTL INSURANCE	0.00	6,036.00	7,038.60	6,474.00
110-2641-6241-800-523	MED/LIFE/DENTL INSURANCE	0.00	18,112.00	22,539.55	19,422.00

Account Code	Account Description	Budget Requested	1St Prior Year Actual	2Nd Prior Year Actual	3Rd Prior Year Actual
120-1110-6241-800-523	MED/LIFE/DENTL INSURANCE	0.00	603.60	1,985.55	684.13
120-2641-6241-800-523	MED/LIFE/DENTL INSURANCE	0.00	6,040.00	7,038.60	6,474.00
110-1110-6241-800-524	MED/LIFE/DENTL INSURANCE	2,606,000.00	0.00	19,175.00	0.00
110-2521-6241-800-524	MED/LIFE/DENTL INSURANCE	0.00	72,355.19	68,939.31	58,011.25
110-2523-6241-800-524	MED/LIFE/DENTL INSURANCE	0.00	8,450.40	11,867.40	6,474.00
110-2546-6241-800-524	MED/LIFE/DENTL INSURANCE	0.00	9,657.60	13,970.72	12,940.02
120-1150-6241-800-524	MED/LIFE/DENTL INSURANCE	5,376,000.00	0.00	0.00	0.00
110-2542-6241-800-525	MED/LIFE/DENTL INSURANCE	0.00	6,036.00	7,038.60	6,474.00
110-2211-6241-800-526	MED/LIFE/DENTL INSURANCE	0.00	0.00	7,038.60	6,474.00
120-2211-6241-800-526	MED/LIFE/DENTL INSURANCE	0.00	6,040.00	7,038.60	6,474.00
120-2211-6241-800-527	MED/LIFE/DENTL INSURANCE	0.00	-40.40	6,554.40	5,990.40
110-2663-6241-810-530	MED/LIFE/DENTL INSURANCE	0.00	10,567.34	14,077.20	12,948.00
110-2664-6241-810-530	MED/LIFE/DENTL INSURANCE	0.00	72,645.91	90,407.11	79,519.91
120-2663-6241-810-530	MED/LIFE/DENTL INSURANCE	0.00	1,207.20	0.00	0.00
500-2561-6241-810-531	MED/LIFE/DENTL INSURANCE	163,000.00	22,635.00	28,176.56	25,896.00
500-2562-6241-105-531	MED/LIFE/DENTL INSURANCE	0.00	23,020.00	6,865.74	0.00
500-2562-6241-107-531	MED/LIFE/DENTL INSURANCE	0.00	19,315.37	4,673.94	0.00
500-2562-6241-300-531	MED/LIFE/DENTL INSURANCE	0.00	5,137.20	1,162.35	0.00
500-2562-6241-302-531	MED/LIFE/DENTL INSURANCE	0.00	4,828.80	1,162.35	0.00
500-2562-6241-304-531	MED/LIFE/DENTL INSURANCE	0.00	4,828.80	1,126.23	0.00
500-2562-6241-306-531	MED/LIFE/DENTL INSURANCE	0.00	9,657.60	2,288.58	0.00
500-2562-6241-402-531	MED/LIFE/DENTL INSURANCE	0.00	-1,197.60	1,216.47	0.00
500-2562-6241-406-531	MED/LIFE/DENTL INSURANCE	0.00	4,828.80	1,162.35	0.00
500-2562-6241-407-531	MED/LIFE/DENTL INSURANCE	0.00	4,828.80	1,126.23	0.00
500-2562-6241-408-531	MED/LIFE/DENTL INSURANCE	0.00	4,828.80	1,126.23	0.00
500-2562-6241-409-531	MED/LIFE/DENTL INSURANCE	0.00	4,828.80	1,162.35	0.00
500-2562-6241-500-531	MED/LIFE/DENTL INSURANCE	0.00	4,828.80	1,162.35	0.00
500-2562-6241-502-531	MED/LIFE/DENTL INSURANCE	0.00	4,828.80	1,126.23	0.00
500-2562-6241-504-531	MED/LIFE/DENTL INSURANCE	0.00	6,004.60	2,031.63	0.00
500-2562-6241-506-531	MED/LIFE/DENTL INSURANCE	0.00	1,737.80	1,162.35	0.00
500-2562-6241-510-531	MED/LIFE/DENTL INSURANCE	0.00	9,657.77	1,162.35	0.00
500-2562-6241-810-531	MED/LIFE/DENTL INSURANCE	0.00	9,553.97	7,727.94	7,164.08
110-2631-6241-810-533	MED/LIFE/DENTL INSURANCE	0.00	12,072.00	21,115.80	19,422.00
110-3100-6241-810-534	MED/LIFE/DENTL INSURANCE	0.00	6,036.00	7,038.60	6,474.00
110-3200-6241-810-534	MED/LIFE/DENTL INSURANCE	0.00	6,036.00	1,140.39	0.00
120-3200-6241-810-534	MED/LIFE/DENTL INSURANCE	0.00	0.00	2,166.36	0.00
110-2545-6241-820-541	MED/LIFE/DENTL INSURANCE	0.00	281.86	388.48	492.41
110-2552-6241-820-541	MED/LIFE/DENTL INSURANCE	0.00	321,588.56	483,671.42	478,137.00
110-2558-6241-820-541	MED/LIFE/DENTL INSURANCE	0.00	126.84	185.58	85.62
110-2559-6241-820-542	MED/LIFE/DENTL INSURANCE - EC	0.00	25,016.48	35,782.80	31,674.42
110-2554-6241-820-543	MED/LIFE/DENTL INSURANCE - SSD	0.00	92,731.14	139,196.64	134,742.83
110-2540-6241-840-550	MED/LIFE/DENTL INSURANCE	0.00	8,514.58	133,576.17	185,878.62
110-2541-6241-840-550	MED/LIFE/DENTL INSURANCE	0.00	18,112.00	25,740.00	21,185.50
110-2542-6241-840-550	MED/LIFE/DENTL INSURANCE	0.00	166,513.11	70,476.05	0.00

Account Code	Account Description	Budget Requested	1St Prior Year Actual	2Nd Prior Year Actual	3Rd Prior Year Actual
110-2541-6241-840-560	MED/LIFE/DENTL INSURANCE	0.00	6,036.00	7,038.60	6,474.00
110-2542-6241-840-560	MED/LIFE/DENTL INSURANCE	0.00	80,781.36	93,509.05	79,367.00
600-1410-6241-800-605	MED/LIFE/DENTL INSURANCE	0.00	0.00	662.14	14,123.65
110-2211-6241-109-750	MED/LIFE/DENTL INSURANCE	0.00	6,639.60	14,077.20	12,948.00
600-1410-6241-811-758	MED/LIFE/DENTL INSURANCE	0.00	0.00	0.00	-36.00
600-1410-6241-811-800	MED/LIFE/DENTL INSURANCE	0.00	0.66	0.00	0.00
600-1410-6241-800-901	MED/LIFE/DENTL INSURANCE	0.00	13,589.64	23,734.37	4,049.44
600-1410-6241-900-901	MED/LIFE/DENTL INSURANCE	0.00	-15,705.74	0.00	0.00
600-1410-6241-800-999	MED/LIFE/DENTL INSURANCE	0.00	-192.18	-1,133.83	180.51
OBJECT 6241 TOTAL	MED/LIFE/DENTL INSURANCE	8,145,000.00	5,779,226.11	8,192,109.27	7,620,160.62
110-1110-6261-402-000	WORKERS COMP.	0.00	199.75	180.65	166.91
110-1110-6261-406-000	WORKERS COMP.	0.00	142.19	193.32	189.46
110-1110-6261-407-000	WORKERS COMP.	0.00	235.23	201.60	176.07
110-1110-6261-408-000	WORKERS COMP.	0.00	170.73	181.00	177.22
110-1110-6261-409-000	WORKERS COMP.	0.00	241.14	224.29	205.96
110-1110-6261-500-000	WORKERS COMP.	0.00	254.00	251.07	218.28
110-1110-6261-502-000	WORKERS COMP.	0.00	249.83	211.85	162.78
110-1110-6261-504-000	WORKERS COMP.	0.00	202.84	193.52	170.15
110-1110-6261-506-000	WORKERS COMP.	0.00	191.20	195.55	197.03
110-1110-6261-510-000	WORKERS COMP.	0.00	136.49	125.03	109.55
110-1119-6261-320-000	WORKERS COMP.	0.00	5.21	11.02	11.74
110-1130-6261-300-000	WORKERS COMP.	0.00	32.87	32.67	23.28
110-1130-6261-302-000	WORKERS COMP.	0.00	35.00	32.33	27.77
110-1130-6261-304-000	WORKERS COMP.	0.00	23.87	22.04	18.89
110-1130-6261-306-000	WORKERS COMP.	0.00	39.82	37.08	32.08
110-1150-6261-105-000	WORKERS COMP.	0.00	55.31	53.66	46.83
110-1150-6261-107-000	WORKERS COMP.	0.00	58.36	57.96	47.41
110-1150-6261-334-000	WORKERS COMP.	0.00	0.00	0.00	37.51
110-1181-6261-109-000	WORKERS COMP.	0.00	2,814.25	0.00	0.00
110-1182-6261-320-000	WORKERS COMP.	0.00	45.86	28.58	16.29
110-2112-6261-105-000	WORKERS COMP.	0.00	113.34	153.81	136.97
110-2112-6261-107-000	WORKERS COMP.	0.00	115.95	108.20	113.08
110-2122-6261-105-000	WORKERS COMP.	0.00	187.01	0.00	300.60
110-2122-6261-107-000	WORKERS COMP.	0.00	439.44	294.83	282.30
110-2122-6261-300-000	WORKERS COMP.	0.00	0.00	341.12	0.00
110-2212-6261-441-000	WORKERS COMP.	0.00	0.00	0.00	83.61
110-2222-6261-105-000	WORKERS COMP.	0.00	155.54	146.42	133.08
110-2222-6261-107-000	WORKERS COMP.	0.00	166.39	151.37	137.96
110-2411-6261-105-000	WORKERS COMP.	0.00	1,143.09	1,068.63	915.31
110-2411-6261-107-000	WORKERS COMP.	0.00	1,034.48	982.70	896.35
110-2411-6261-300-000	WORKERS COMP.	0.00	415.00	382.05	360.29
110-2411-6261-302-000	WORKERS COMP.	0.00	410.83	383.12	341.83
110-2411-6261-304-000	WORKERS COMP.	0.00	385.79	357.47	317.73
110-2411-6261-306-000	WORKERS COMP.	0.00	400.88	366.72	324.12

Account Code	Account Description	Budget Requested	1St Prior Year Actual	2Nd Prior Year Actual	3Rd Prior Year Actual
110-2411-6261-402-000	WORKERS COMP.	0.00	323.50	288.58	258.02
110-2411-6261-406-000	WORKERS COMP.	0.00	315.99	1,279.65	261.64
110-2411-6261-407-000	WORKERS COMP.	0.00	311.87	372.39	258.02
110-2411-6261-408-000	WORKERS COMP.	0.00	324.74	300.89	289.78
110-2411-6261-409-000	WORKERS COMP.	0.00	302.69	277.67	257.42
110-2411-6261-500-000	WORKERS COMP.	0.00	342.48	317.06	284.86
110-2411-6261-502-000	WORKERS COMP.	0.00	330.92	313.75	280.05
110-2411-6261-504-000	WORKERS COMP.	0.00	306.90	284.95	246.50
110-2411-6261-506-000	WORKERS COMP.	0.00	329.61	304.62	272.09
110-2411-6261-510-000	WORKERS COMP.	0.00	257.58	278.02	253.34
110-2542-6261-105-000	WORKERS COMP.	0.00	1,776.68	1,930.36	1,911.60
110-2542-6261-107-000	WORKERS COMP.	0.00	2,354.45	1,997.76	1,788.19
110-2542-6261-300-000	WORKERS COMP.	0.00	858.61	770.94	686.66
110-2542-6261-302-000	WORKERS COMP.	0.00	851.06	803.83	735.49
110-2542-6261-304-000	WORKERS COMP.	0.00	621.12	722.16	783.03
110-2542-6261-306-000	WORKERS COMP.	0.00	832.39	807.25	860.78
110-2542-6261-311-000	WORKERS COMP. 311	0.00	0.00	0.00	14.03
110-2542-6261-402-000	WORKERS COMP.	0.00	550.09	524.30	548.16
110-2542-6261-406-000	WORKERS COMP.	0.00	592.01	563.51	504.77
110-2542-6261-407-000	WORKERS COMP.	0.00	509.94	452.99	507.66
110-2542-6261-408-000	WORKERS COMP.	0.00	344.32	364.14	408.69
110-2542-6261-409-000	WORKERS COMP.	0.00	463.55	433.34	386.45
110-2542-6261-500-000	WORKERS COMP.	0.00	299.66	428.10	394.46
110-2542-6261-502-000	WORKERS COMP.	0.00	467.96	456.70	522.64
110-2542-6261-504-000	WORKERS COMP.	0.00	704.80	787.97	666.62
110-2542-6261-506-000	WORKERS COMP.	0.00	520.22	499.51	533.91
110-2542-6261-510-000	WORKERS COMP.	0.00	525.18	547.89	478.90
110-2542-6261-810-000	WORKERS COMP.	0.00	0.00	128.65	112.27
110-2542-6261-840-000	WORKERS COMP.	0.00	648.58	552.30	330.11
110-3512-6261-750-000	WORKERS COMP.	0.00	15.97	1,180.55	161.75
110-3900-6261-830-000	WORKERS COMP.	0.00	196.38	60.30	61.42
120-1110-6261-102-000	WORKERS COMP.	0.00	0.00	0.00	53.75
120-1110-6261-112-000	WORKERS COMP.	0.00	0.00	0.00	112.51
120-1110-6261-406-000	WORKERS COMP.	0.00	0.00	114.95	0.00
120-1110-6261-502-000	WORKERS COMP.	0.00	154.43	108.13	0.00
120-1111-6261-402-000	WORKERS COMP.	0.00	1,160.44	1,101.12	812.94
120-1111-6261-406-000	WORKERS COMP.	0.00	1,352.73	1,390.73	1,224.65
120-1111-6261-407-000	WORKERS COMP.	0.00	853.38	785.86	690.00
120-1111-6261-408-000	WORKERS COMP.	0.00	1,345.59	1,262.54	914.55
120-1111-6261-409-000	WORKERS COMP.	0.00	1,026.79	986.61	732.88
120-1111-6261-500-000	WORKERS COMP.	0.00	1,255.18	1,256.52	1,074.22
120-1111-6261-502-000	WORKERS COMP.	0.00	1,163.17	894.08	1,107.63
120-1111-6261-504-000	WORKERS COMP.	0.00	547.11	453.47	398.49
120-1111-6261-506-000	WORKERS COMP.	0.00	1,186.19	1,116.36	901.21

Account Code	Account Description	Budget Requested	1St Prior Year Actual	2Nd Prior Year Actual	3Rd Prior Year Actual
120-1111-6261-510-000	WORKERS COMP.	0.00	779.34	1,152.79	690.33
120-1112-6261-402-000	WORKERS COMP.	0.00	1,384.91	1,057.35	907.80
120-1112-6261-406-000	WORKERS COMP.	0.00	1,684.72	1,385.24	1,224.29
120-1112-6261-407-000	WORKERS COMP.	0.00	1,308.65	1,211.10	1,193.42
120-1112-6261-408-000	WORKERS COMP.	0.00	1,005.66	934.16	1,086.62
120-1112-6261-409-000	WORKERS COMP.	0.00	1,195.94	953.45	857.08
120-1112-6261-500-000	WORKERS COMP.	0.00	1,192.41	1,149.70	1,045.68
120-1112-6261-502-000	WORKERS COMP.	0.00	1,193.66	1,524.92	1,275.97
120-1112-6261-504-000	WORKERS COMP.	0.00	1,103.68	1,025.32	898.57
120-1112-6261-506-000	WORKERS COMP.	0.00	1,306.35	1,220.30	1,075.84
120-1112-6261-510-000	WORKERS COMP.	0.00	1,205.53	665.43	716.90
120-1113-6261-402-000	WORKERS COMP.	0.00	630.45	859.80	558.09
120-1113-6261-406-000	WORKERS COMP.	0.00	1,765.45	1,466.93	1,122.20
120-1113-6261-407-000	WORKERS COMP.	0.00	897.26	1,036.97	941.46
120-1113-6261-408-000	WORKERS COMP.	0.00	832.03	950.27	837.87
120-1113-6261-409-000	WORKERS COMP.	0.00	496.60	871.82	743.42
120-1113-6261-500-000	WORKERS COMP.	0.00	1,040.64	966.42	858.48
120-1113-6261-502-000	WORKERS COMP.	0.00	939.12	1,083.32	865.48
120-1113-6261-504-000	WORKERS COMP.	0.00	838.00	761.50	728.57
120-1113-6261-506-000	WORKERS COMP.	0.00	857.01	777.28	798.30
120-1113-6261-510-000	WORKERS COMP.	0.00	808.72	822.52	724.56
120-1114-6261-402-000	WORKERS COMP.	0.00	1,031.74	971.15	868.08
120-1114-6261-406-000	WORKERS COMP.	0.00	1,336.54	1,253.02	1,096.02
120-1114-6261-407-000	WORKERS COMP.	0.00	1,327.98	1,032.60	932.39
120-1114-6261-408-000	WORKERS COMP.	0.00	757.51	1,096.49	807.09
120-1114-6261-409-000	WORKERS COMP.	0.00	751.84	636.52	396.63
120-1114-6261-500-000	WORKERS COMP.	0.00	1,047.47	1,105.70	1,042.78
120-1114-6261-502-000	WORKERS COMP.	0.00	1,148.52	865.38	935.03
120-1114-6261-504-000	WORKERS COMP.	0.00	830.08	878.05	774.26
120-1114-6261-506-000	WORKERS COMP.	0.00	897.29	872.06	771.16
120-1114-6261-510-000	WORKERS COMP.	0.00	1,021.35	968.06	860.23
120-1115-6261-402-000	WORKERS COMP.	0.00	827.04	603.94	670.15
120-1115-6261-406-000	WORKERS COMP.	0.00	963.36	866.43	801.35
120-1115-6261-407-000	WORKERS COMP.	0.00	1,220.55	1,151.40	1,002.62
120-1115-6261-408-000	WORKERS COMP.	0.00	829.99	774.30	897.91
120-1115-6261-409-000	WORKERS COMP.	0.00	628.28	227.54	456.96
120-1115-6261-500-000	WORKERS COMP.	0.00	1,196.92	1,112.81	803.80
120-1115-6261-502-000	WORKERS COMP.	0.00	923.21	877.27	809.55
120-1115-6261-504-000	WORKERS COMP.	0.00	921.51	865.35	763.29
120-1115-6261-506-000	WORKERS COMP.	0.00	1,441.31	1,367.24	1,397.38
120-1115-6261-510-000	WORKERS COMP.	0.00	820.46	765.99	636.23
120-1117-6261-402-000	WORKERS COMP.	0.00	815.03	957.04	443.27
120-1117-6261-406-000	WORKERS COMP.	0.00	1,045.79	1,083.14	743.73
120-1117-6261-407-000	WORKERS COMP.	0.00	1,192.42	1,113.21	615.84

Account Code	Account Description	Budget Requested	1St Prior Year Actual	2Nd Prior Year Actual	3Rd Prior Year Actual
120-1117-6261-408-000	WORKERS COMP.	0.00	996.72	851.89	435.41
120-1117-6261-409-000	WORKERS COMP.	0.00	808.39	940.36	339.00
120-1117-6261-500-000	WORKERS COMP.	0.00	943.72	682.28	432.71
120-1117-6261-502-000	WORKERS COMP.	0.00	1,128.40	1,063.99	482.44
120-1117-6261-504-000	WORKERS COMP.	0.00	971.85	910.87	431.70
120-1117-6261-506-000	WORKERS COMP.	0.00	1,099.73	1,241.56	561.08
120-1117-6261-510-000	WORKERS COMP.	0.00	777.17	725.85	415.76
120-1119-6261-320-000	WORKERS COMP.	0.00	405.33	365.99	325.48
120-1121-6261-141-000	WORKERS COMP.	0.00	0.00	0.00	12.01
120-1121-6261-402-000	WORKERS COMP.	0.00	208.22	179.08	147.95
120-1121-6261-406-000	WORKERS COMP.	0.00	520.17	515.97	449.28
120-1121-6261-407-000	WORKERS COMP.	0.00	317.22	318.56	251.80
120-1121-6261-408-000	WORKERS COMP.	0.00	338.52	309.81	281.78
120-1121-6261-409-000	WORKERS COMP.	0.00	223.22	208.19	183.09
120-1121-6261-500-000	WORKERS COMP.	0.00	468.14	369.43	372.53
120-1121-6261-502-000	WORKERS COMP.	0.00	269.57	230.20	222.11
120-1121-6261-504-000	WORKERS COMP.	0.00	328.93	277.58	250.63
120-1121-6261-506-000	WORKERS COMP.	0.00	246.95	267.64	219.83
120-1121-6261-510-000	WORKERS COMP.	0.00	389.81	356.75	324.48
120-1125-6261-141-000	WORKERS COMP.	0.00	0.00	0.00	87.13
120-1125-6261-402-000	WORKERS COMP.	0.00	348.79	331.46	214.53
120-1125-6261-406-000	WORKERS COMP.	0.00	680.15	631.62	505.57
120-1125-6261-407-000	WORKERS COMP.	0.00	397.81	417.59	475.88
120-1125-6261-408-000	WORKERS COMP.	0.00	486.22	382.61	283.77
120-1125-6261-409-000	WORKERS COMP.	0.00	343.32	327.56	265.63
120-1125-6261-500-000	WORKERS COMP.	0.00	409.72	382.67	323.24
120-1125-6261-502-000	WORKERS COMP.	0.00	340.22	316.21	272.13
120-1125-6261-504-000	WORKERS COMP.	0.00	465.22	440.08	360.53
120-1125-6261-506-000	WORKERS COMP.	0.00	397.81	361.89	317.26
120-1125-6261-510-000	WORKERS COMP.	0.00	367.25	323.34	297.75
120-1129-6261-402-000	WORKERS COMP.	0.00	516.78	458.56	347.13
120-1129-6261-406-000	WORKERS COMP.	0.00	600.08	572.33	508.62
120-1129-6261-407-000	WORKERS COMP.	0.00	330.57	298.47	261.79
120-1129-6261-408-000	WORKERS COMP.	0.00	370.32	344.94	238.32
120-1129-6261-409-000	WORKERS COMP.	0.00	412.72	434.28	360.53
120-1129-6261-500-000	WORKERS COMP.	0.00	446.34	417.05	378.62
120-1129-6261-502-000	WORKERS COMP.	0.00	436.97	409.49	338.84
120-1129-6261-504-000	WORKERS COMP.	0.00	260.40	240.72	365.77
120-1129-6261-506-000	WORKERS COMP.	0.00	495.00	456.80	404.72
120-1129-6261-510-000	WORKERS COMP.	0.00	316.47	298.59	207.44
120-1130-6261-464-000	WORKERS COMP.	0.00	0.00	0.00	0.46
120-1131-6261-300-000	WORKERS COMP.	0.00	411.16	396.39	343.56
120-1131-6261-302-000	WORKERS COMP.	0.00	330.47	1,426.53	273.06
120-1131-6261-304-000	WORKERS COMP.	0.00	197.00	188.54	191.80

Account Code	Account Description	Budget Requested	1St Prior Year Actual	2Nd Prior Year Actual	3Rd Prior Year Actual
120-1131-6261-306-000	WORKERS COMP.	0.00	416.72	401.67	365.33
120-1133-6261-300-000	WORKERS COMP.	0.00	2,155.33	1,597.17	1,664.67
120-1133-6261-302-000	WORKERS COMP.	0.00	2,879.61	2,673.00	2,378.01
120-1133-6261-304-000	WORKERS COMP.	0.00	2,804.29	2,448.22	2,144.97
120-1133-6261-306-000	WORKERS COMP.	0.00	2,763.65	2,724.16	2,544.81
120-1134-6261-300-000	WORKERS COMP.	0.00	288.76	269.22	237.29
120-1134-6261-302-000	WORKERS COMP.	0.00	236.01	204.30	177.75
120-1134-6261-304-000	WORKERS COMP.	0.00	270.61	453.79	222.11
120-1134-6261-306-000	WORKERS COMP.	0.00	200.99	200.75	179.36
120-1135-6261-300-000	WORKERS COMP.	0.00	1,791.31	1,681.01	1,743.01
120-1135-6261-302-000	WORKERS COMP.	0.00	1,848.56	1,567.95	1,350.92
120-1135-6261-304-000	WORKERS COMP.	0.00	1,713.85	1,633.79	1,457.65
120-1135-6261-306-000	WORKERS COMP.	0.00	1,979.81	1,745.30	1,634.94
120-1137-6261-300-000	WORKERS COMP.	0.00	1,903.47	1,799.92	1,557.79
120-1137-6261-302-000	WORKERS COMP.	0.00	1,602.87	1,464.92	1,385.17
120-1137-6261-304-000	WORKERS COMP.	0.00	1,352.44	1,233.07	1,090.62
120-1137-6261-306-000	WORKERS COMP.	0.00	1,535.31	1,405.10	1,272.01
120-1139-6261-300-000	WORKERS COMP.	0.00	1,706.95	1,816.70	1,302.87
120-1139-6261-302-000	WORKERS COMP.	0.00	1,615.54	1,639.69	1,458.64
120-1139-6261-304-000	WORKERS COMP.	0.00	1,667.24	1,455.63	1,396.72
120-1139-6261-306-000	WORKERS COMP.	0.00	1,813.62	1,583.20	1,345.14
120-1141-6261-300-000	WORKERS COMP.	0.00	205.58	198.20	156.55
120-1141-6261-302-000	WORKERS COMP.	0.00	205.58	406.95	370.13
120-1141-6261-304-000	WORKERS COMP.	0.00	205.58	198.20	156.55
120-1141-6261-306-000	WORKERS COMP.	0.00	205.58	396.39	360.53
120-1143-6261-300-000	WORKERS COMP.	0.00	215.33	204.30	182.58
120-1143-6261-302-000	WORKERS COMP.	0.00	227.37	200.75	174.53
120-1143-6261-304-000	WORKERS COMP.	0.00	107.64	0.00	180.98
120-1143-6261-306-000	WORKERS COMP.	0.00	239.86	225.93	205.49
120-1145-6261-300-000	WORKERS COMP.	0.00	920.86	868.99	763.27
120-1145-6261-302-000	WORKERS COMP.	0.00	628.31	585.51	510.16
120-1145-6261-304-000	WORKERS COMP.	0.00	635.24	587.57	521.44
120-1145-6261-306-000	WORKERS COMP.	0.00	698.93	656.60	584.79
120-1149-6261-300-000	WORKERS COMP.	0.00	997.19	942.61	845.14
120-1149-6261-302-000	WORKERS COMP.	0.00	1,222.72	0.00	925.60
120-1149-6261-304-000	WORKERS COMP.	0.00	795.77	734.06	650.47
120-1149-6261-306-000	WORKERS COMP.	0.00	1,499.12	1,400.36	1,239.55
120-1150-6261-105-000	WORKERS COMP.	0.00	159.01	159.09	146.57
120-1150-6261-107-000	WORKERS COMP.	0.00	155.96	168.22	146.69
120-1151-6261-105-000	WORKERS COMP.	0.00	2,177.41	2,039.63	1,817.12
120-1151-6261-107-000	WORKERS COMP.	0.00	1,431.41	1,440.46	1,456.04
120-1153-6261-105-000	WORKERS COMP.	0.00	2,100.08	1,972.16	1,956.78
120-1153-6261-107-000	WORKERS COMP.	0.00	1,847.60	2,033.73	1,713.35
120-1155-6261-107-000	WORKERS COMP.	0.00	854.43	823.84	726.97

Account Code	Account Description	Budget Requested	1St Prior Year Actual	2Nd Prior Year Actual	3Rd Prior Year Actual
120-1159-6261-105-000	WORKERS COMP.	0.00	2,032.08	1,811.83	1,588.82
120-1159-6261-107-000	WORKERS COMP.	0.00	2,496.07	2,678.60	2,369.06
120-1161-6261-105-000	WORKERS COMP.	0.00	942.67	1,609.71	1,522.50
120-1161-6261-107-000	WORKERS COMP.	0.00	1,129.21	1,213.16	1,074.65
120-1163-6261-105-000	WORKERS COMP.	0.00	5,142.06	4,941.18	4,327.74
120-1163-6261-107-000	WORKERS COMP.	0.00	5,096.89	5,167.74	4,814.92
120-1165-6261-105-000	WORKERS COMP.	0.00	1,484.42	1,403.15	1,242.27
120-1165-6261-107-000	WORKERS COMP.	0.00	1,006.00	1,161.00	1,030.34
120-1169-6261-105-000	WORKERS COMP.	0.00	5,301.74	5,191.74	4,557.45
120-1169-6261-107-000	WORKERS COMP.	0.00	4,693.21	4,427.94	3,888.13
120-1171-6261-105-000	WORKERS COMP.	0.00	4,386.88	4,098.18	3,971.10
120-1171-6261-107-000	WORKERS COMP.	0.00	4,432.68	4,045.30	3,594.64
120-1173-6261-105-000	WORKERS COMP.	0.00	4,807.00	4,567.20	4,239.86
120-1173-6261-107-000	WORKERS COMP.	0.00	5,373.48	5,129.56	4,557.21
120-1175-6261-105-000	WORKERS COMP.	0.00	1,024.18	1,095.84	1,100.97
120-1175-6261-107-000	WORKERS COMP.	0.00	1,636.78	1,517.50	1,334.61
120-1179-6261-105-000	WORKERS COMP.	0.00	2,158.61	2,037.12	1,777.30
120-1179-6261-107-000	WORKERS COMP.	0.00	1,873.81	1,737.81	1,592.34
120-1182-6261-320-000	WORKERS COMP.	0.00	513.02	517.38	445.61
120-1182-6261-416-000	WORKERS COMP.	0.00	0.00	0.00	11.24
120-1228-6261-414-000	WORKERS COMP.	0.00	0.00	0.00	185.10
120-1250-6261-406-000	WORKERS COMP.	0.00	5.42	5.28	0.00
120-1271-6261-105-000	WORKERS COMP.	0.00	571.93	551.50	443.68
120-1271-6261-107-000	WORKERS COMP.	0.00	69.90	67.39	144.21
120-1271-6261-300-000	WORKERS COMP.	0.00	408.63	323.06	209.24
120-1271-6261-302-000	WORKERS COMP.	0.00	120.15	67.39	0.00
120-1271-6261-304-000	WORKERS COMP.	0.00	94.95	88.70	45.94
120-1271-6261-306-000	WORKERS COMP.	0.00	142.42	133.05	137.81
120-1271-6261-402-000	WORKERS COMP.	0.00	223.48	209.43	123.33
120-1271-6261-406-000	WORKERS COMP.	0.00	763.10	487.67	406.07
120-1271-6261-407-000	WORKERS COMP.	0.00	167.49	156.58	136.53
120-1271-6261-408-000	WORKERS COMP.	0.00	316.59	366.15	81.92
120-1271-6261-409-000	WORKERS COMP.	0.00	28.01	24.75	0.00
120-1271-6261-500-000	WORKERS COMP.	0.00	158.82	148.71	164.86
120-1271-6261-502-000	WORKERS COMP.	0.00	204.77	0.00	123.33
120-1271-6261-504-000	WORKERS COMP.	0.00	0.00	17.45	0.00
120-1271-6261-506-000	WORKERS COMP.	0.00	236.92	212.79	0.00
120-1271-6261-510-000	WORKERS COMP.	0.00	156.13	62.69	41.22
120-2122-6261-105-000	WORKERS COMP.	0.00	1,643.27	1,782.15	1,602.51
120-2122-6261-107-000	WORKERS COMP.	0.00	2,033.04	1,933.28	1,676.87
120-2122-6261-300-000	WORKERS COMP.	0.00	601.54	543.32	667.70
120-2122-6261-302-000	WORKERS COMP.	0.00	585.27	544.83	484.13
120-2122-6261-304-000	WORKERS COMP.	0.00	452.29	588.67	526.72
120-2122-6261-306-000	WORKERS COMP.	0.00	629.35	340.09	301.47

Account Code	Account Description	Budget Requested	1St Prior Year Actual	2Nd Prior Year Actual	3Rd Prior Year Actual
120-2122-6261-402-000	WORKERS COMP.	0.00	300.91	279.36	244.16
120-2122-6261-406-000	WORKERS COMP.	0.00	314.37	300.55	258.46
120-2122-6261-407-000	WORKERS COMP.	0.00	320.19	299.62	259.74
120-2122-6261-408-000	WORKERS COMP.	0.00	382.73	359.08	317.46
120-2122-6261-409-000	WORKERS COMP.	0.00	207.64	193.41	169.47
120-2122-6261-500-000	WORKERS COMP.	0.00	227.37	210.88	188.52
120-2122-6261-502-000	WORKERS COMP.	0.00	201.94	216.09	244.87
120-2122-6261-504-000	WORKERS COMP.	0.00	416.59	396.39	360.53
120-2122-6261-506-000	WORKERS COMP.	0.00	323.00	302.35	262.24
120-2122-6261-510-000	WORKERS COMP.	0.00	391.81	359.08	317.46
120-2212-6261-307-000	WORKERS COMP.	0.00	0.00	0.00	0.95
120-2212-6261-441-000	WORKERS COMP.	0.00	0.00	0.00	24.01
120-2212-6261-443-000	WORKERS COMP.	0.00	0.00	0.00	12.01
120-2212-6261-444-000	WORKERS COMP.	0.00	0.00	0.00	12.01
120-2212-6261-445-000	WORKERS COMP.	0.00	0.00	0.00	24.01
120-2212-6261-806-000	WORKERS COMP.	0.00	0.00	0.00	0.95
120-2222-6261-105-000	WORKERS COMP.	0.00	786.74	757.29	677.70
120-2222-6261-107-000	WORKERS COMP.	0.00	515.42	741.51	660.26
120-2222-6261-300-000	WORKERS COMP.	0.00	244.66	227.54	199.37
120-2222-6261-302-000	WORKERS COMP.	0.00	411.16	377.73	326.59
120-2222-6261-304-000	WORKERS COMP.	0.00	372.46	349.04	308.32
120-2222-6261-306-000	WORKERS COMP.	0.00	416.59	105.80	284.87
120-2222-6261-402-000	WORKERS COMP.	0.00	205.80	192.46	169.52
120-2222-6261-406-000	WORKERS COMP.	0.00	252.30	236.24	208.70
120-2222-6261-407-000	WORKERS COMP.	0.00	289.29	278.90	243.60
120-2222-6261-408-000	WORKERS COMP.	0.00	133.92	126.90	113.40
120-2222-6261-409-000	WORKERS COMP.	0.00	213.28	201.28	179.40
120-2222-6261-500-000	WORKERS COMP.	0.00	277.66	261.57	229.01
120-2222-6261-502-000	WORKERS COMP.	0.00	332.29	320.35	277.65
120-2222-6261-504-000	WORKERS COMP.	0.00	160.69	153.45	135.73
120-2222-6261-506-000	WORKERS COMP.	0.00	334.12	321.16	292.10
120-2222-6261-510-000	WORKERS COMP.	0.00	215.28	201.22	177.00
120-2411-6261-105-000	WORKERS COMP.	0.00	2,542.77	2,291.64	2,186.24
120-2411-6261-107-000	WORKERS COMP.	0.00	2,607.58	2,375.79	2,362.02
120-2411-6261-300-000	WORKERS COMP.	0.00	1,167.86	993.02	927.30
120-2411-6261-302-000	WORKERS COMP.	0.00	1,093.81	1,043.98	935.49
120-2411-6261-304-000	WORKERS COMP.	0.00	1,026.33	878.82	765.63
120-2411-6261-306-000	WORKERS COMP.	0.00	1,017.63	971.27	870.34
120-2411-6261-402-000	WORKERS COMP.	0.00	541.43	516.76	463.06
120-2411-6261-406-000	WORKERS COMP.	0.00	1,034.13	0.00	884.45
120-2411-6261-407-000	WORKERS COMP.	0.00	774.16	605.40	468.23
120-2411-6261-408-000	WORKERS COMP.	0.00	567.63	521.06	466.92
120-2411-6261-409-000	WORKERS COMP.	0.00	658.51	607.81	544.65
120-2411-6261-500-000	WORKERS COMP.	0.00	567.63	521.06	466.92

Account Code	Account Description	Budget Requested	1St Prior Year Actual	2Nd Prior Year Actual	3Rd Prior Year Actual
120-2411-6261-502-000	WORKERS COMP.	0.00	533.43	509.13	456.22
120-2411-6261-504-000	WORKERS COMP.	0.00	525.55	501.60	537.20
120-2411-6261-506-000	WORKERS COMP.	0.00	787.51	729.68	690.42
120-2411-6261-510-000	WORKERS COMP.	0.00	588.61	541.09	484.86
120-3512-6261-750-000	WORKERS COMP.	0.00	1,034.11	0.00	889.65
120-3900-6261-830-000	WORKERS COMP.	0.00	54.76	5.58	5.67
500-2562-6261-105-000	WORKERS COMP.	0.00	913.16	941.40	873.38
500-2562-6261-107-000	WORKERS COMP.	0.00	703.46	825.74	704.79
500-2562-6261-300-000	WORKERS COMP.	0.00	221.29	406.70	399.14
500-2562-6261-302-000	WORKERS COMP.	0.00	224.52	323.01	293.82
500-2562-6251-304-000	WORKERS COMP.	0.00	212.11	266.08	231.60
500-2562-6261-306-000	WORKERS COMP.	0.00	416.02	470.19	430.13
500-2562-6261-402-000	WORKERS COMP.	0.00	254.87	259.08	203.74
500-2562-6261-406-000	WORKERS COMP.	0.00	286.63	324.13	253.58
500-2562-6261-407-000	WORKERS COMP.	0.00	166.71	240.68	204.17
500-2562-6261-408-000	WORKERS COMP.	0.00	230.86	258.74	203.67
500-2562-6261-409-000	WORKERS COMP.	0.00	206.40	271.60	224.83
500-2562-6261-500-000	WORKERS COMP.	0.00	216.43	247.96	208.56
500-2562-6261-502-000	WORKERS COMP.	0.00	221.28	237.13	223.47
500-2562-6261-504-000	WORKERS COMP.	0.00	214.17	184.50	156.46
500-2562-6261-506-000	WORKERS COMP.	0.00	238.66	264.70	222.77
500-2562-6261-510-000	WORKERS COMP.	0.00	187.42	209.13	236.93
120-1117-6261-102-122	WORKERS COMP.	0.00	0.00	0.00	154.16
120-1117-6261-106-122	WORKERS COMP.	0.00	0.00	0.00	126.22
120-1117-6261-108-122	WORKERS COMP.	0.00	0.00	0.00	132.60
120-1117-6261-110-122	WORKERS COMP.	0.00	0.00	0.00	140.33
120-1117-6261-111-122	WORKERS COMP.	0.00	0.00	0.00	180.26
120-1117-6261-112-122	WORKERS COMP.	0.00	0.00	0.00	180.26
120-1117-6261-114-122	WORKERS COMP.	0.00	0.00	0.00	132.60
120-1117-6261-116-122	WORKERS COMP.	0.00	0.00	0.00	94.38
120-1117-6261-118-122	WORKERS COMP.	0.00	0.00	0.00	189.30
120-1117-6261-120-122	WORKERS COMP.	0.00	0.00	0.00	227.24
110-2126-6261-800-309	WORKERS COMP.	0.00	208.55	218.22	193.98
110-2121-6251-800-310	WORKERS COMP.	0.00	246.60	232.83	207.37
120-1271-6261-800-310	WORKERS COMP.	0.00	0.78	44.81	14.12
120-2121-6261-800-310	WORKERS COMP.	0.00	632.66	603.84	525.75
120-2122-6261-800-310	WORKERS COMP.	0.00	117.41	116.90	118.14
120-1225-6261-800-311	WORKERS COMP.	0.00	17.18	18.91	100.50
110-1211-6261-810-316	WORKERS COMP.	0.00	86.77	69.14	0.00
120-1211-6261-134-316	WORKERS COMP.	0.00	0.00	0.00	53.85
120-1211-6261-402-316	WORKERS COMP.	0.00	64.95	45.46	39.98
120-1211-6261-406-316	WORKERS COMP.	0.00	211.01	203.48	182.67
120-1211-6261-407-316	WORKERS COMP.	0.00	178.53	165.28	144.12
120-1211-6261-408-316	WORKERS COMP.	0.00	85.72	79.23	69.90

Account Code	Account Description	Budget Requested	1St Prior Year Actual	2Nd Prior Year Actual	3Rd Prior Year Actual
120-1211-6261-409-316	WORKERS COMP.	0.00	151.54	106.07	93.29
120-1211-6261-500-316	WORKERS COMP.	0.00	0.00	139.62	123.33
120-1211-6261-502-316	WORKERS COMP.	0.00	223.48	209.43	184.99
120-1211-6261-504-316	WORKERS COMP.	0.00	257.16	240.23	209.71
120-1211-6261-506-316	WORKERS COMP.	0.00	211.00	203.48	182.67
120-1211-6261-510-316	WORKERS COMP.	0.00	178.53	165.28	144.12
120-1212-6261-300-316	WORKERS COMP.	0.00	52.98	100.37	179.36
120-1212-6261-302-316	WORKERS COMP.	0.00	362.05	339.00	298.92
120-1212-6261-304-316	WORKERS COMP.	0.00	143.92	185.00	96.67
120-1212-6261-306-316	WORKERS COMP.	0.00	279.26	153.38	365.33
120-1213-6261-134-316	WORKERS COMP.	0.00	0.00	0.00	4.14
120-1150-6261-810-317	WORKERS COMP.	0.00	1,165.37	1,101.83	872.58
110-1150-6261-115-318	WORKERS COMP.	0.00	462.07	507.54	460.70
110-2542-6261-115-318	WORKERS COMP.	0.00	290.71	186.35	127.25
120-1150-6261-115-318	WORKERS COMP.	0.00	2,117.69	1,813.21	1,606.52
120-2122-6261-115-318	WORKERS COMP.	0.00	227.37	210.88	188.52
120-2411-6261-115-318	WORKERS COMP.	0.00	731.86	757.11	681.39
120-1150-6261-115-319	WORKERS COMP.	0.00	90.59	260.89	229.69
120-2411-6261-115-319	WORKERS COMP.	0.00	81.32	84.12	75.71
110-2212-6261-800-331	WORKERS COMP.	0.00	206.11	253.58	453.89
110-2214-6261-800-331	WORKERS COMP.	0.00	34.41	0.00	2.35
120-1110-6261-800-331	WORKERS COMP.	0.00	0.00	343.52	292.13
120-1130-6261-800-331	WORKERS COMP.	0.00	0.00	81.66	72.35
120-1150-6261-800-331	WORKERS COMP.	0.00	0.00	79.17	72.54
120-2212-6261-800-331	WORKERS COMP.	0.00	2,584.08	2,305.56	2,131.53
120-2214-6261-800-331	WORKERS COMP.	0.00	0.00	15.39	68.97
120-2324-6261-800-331	WORKERS COMP.	0.00	520.69	324.47	0.00
110-2212-6261-840-332	WORKERS COMP.	0.00	100.91	94.56	0.00
120-2212-6261-840-332	WORKERS COMP.	0.00	1,189.46	538.35	0.00
110-2212-6261-840-333	WORKERS COMP.	0.00	0.00	94.56	83.61
120-2212-6261-840-333	WORKERS COMP.	0.00	0.00	467.36	408.20
120-1125-6261-800-334	WORKERS COMP.	0.00	99.71	108.18	0.00
110-2212-6261-840-335	WORKERS COMP.	0.00	508.31	297.24	0.00
110-2222-6261-840-336	WORKERS COMP.	0.00	294.00	263.64	225.85
120-2222-6261-840-336	WORKERS COMP.	0.00	533.43	509.13	456.22
110-2664-6261-840-340	WORKERS COMP.	0.00	0.00	38.68	1,609.05
120-1228-6261-402-414	WORKERS COMP.	0.00	491.53	324.01	270.50
120-1228-6261-406-414	WORKERS COMP.	0.00	411.16	396.39	360.53
120-1228-6261-407-414	WORKERS COMP.	0.00	901.27	837.06	698.66
120-1228-6261-408-414	WORKERS COMP.	0.00	343.33	0.00	0.00
120-1228-6261-409-414	WORKERS COMP.	0.00	764.27	708.12	471.62
120-1228-6261-500-414	WORKERS COMP.	0.00	591.80	871.89	679.27
120-1228-6261-502-414	WORKERS COMP.	0.00	674.24	621.69	736.01
120-1228-6261-504-414	WORKERS COMP.	0.00	636.92	588.33	318.31

Account Code	Account Description	Budget Requested	1St Prior Year Actual	2Nd Prior Year Actual	3Rd Prior Year Actual
120-1228-6261-506-414	WORKERS COMP.	0.00	1,151.66	1,080.67	810.18
120-1228-6261-510-414	WORKERS COMP.	0.00	730.05	693.81	776.25
110-2213-6261-421-427	WORKERS COMP.	0.00	0.00	0.00	26.43
120-2213-6261-421-427	WORKERS COMP.	0.00	0.00	0.00	140.42
120-1250-6261-102-451	WORKERS COMP.	0.00	0.00	0.00	651.76
120-1250-6261-106-451	WORKERS COMP.	0.00	0.00	0.00	1,638.31
120-1250-6261-110-451	WORKERS COMP.	0.00	0.00	0.00	1,424.25
120-1250-6261-411-451	WORKERS COMP.	0.00	0.00	0.00	295.50
120-2213-6261-413-465	WORKERS COMP.	0.00	0.00	0.00	601.79
110-1271-6261-451-497	WORKERS COMP.	0.00	0.00	0.00	156.86
110-1281-6261-750-514	WORKERS COMP.	0.00	218.29	428.74	181.70
110-1283-6261-750-514	WORKERS COMP.	0.00	106.27	101.43	90.89
110-1284-6261-750-514	WORKERS COMP.	0.00	2,027.73	1,740.63	1,629.31
110-1285-6261-750-514	WORKERS COMP.	0.00	328.71	307.43	270.50
110-1286-6261-750-514	WORKERS COMP.	0.00	1,469.97	1,391.09	1,218.78
110-1287-6261-750-514	WORKERS COMP.	0.00	91.60	93.12	81.71
120-1281-6261-129-514	WORKERS COMP.	0.00	0.00	0.00	78.48
120-1281-6261-750-514	WORKERS COMP.	0.00	498.83	205.30	384.19
120-1282-6261-129-514	WORKERS COMP.	0.00	0.00	0.00	11.24
120-1282-6261-750-514	WORKERS COMP.	0.00	3,851.97	3,796.79	3,419.97
120-1283-6261-750-514	WORKERS COMP.	0.00	2,148.47	2,060.49	1,997.51
120-1284-6261-750-514	WORKERS COMP.	0.00	0.00	26.24	36.66
120-1288-6261-750-514	WORKERS COMP.	0.00	279.26	260.89	229.69
110-1281-6261-750-515	WORKERS COMP.	0.00	117.03	147.39	59.58
110-3500-6261-750-516	WORKERS COMP.	0.00	1,192.42	1,234.17	1,083.43
110-2134-6261-750-518	WORKERS COMP.	0.00	4,633.52	4,128.76	3,685.91
110-2312-6261-800-521	WORKERS COMP.	0.00	39.13	57.20	40.23
110-2321-6261-800-522	WORKERS COMP.	0.00	312.37	292.69	261.02
120-2321-6261-800-522	WORKERS COMP.	0.00	1,057.60	1,006.34	901.76
110-1110-6261-800-523	WORKERS COMP.	0.00	111.60	113.70	102.42
110-2641-6261-800-523	WORKERS COMP.	0.00	735.75	673.45	594.17
120-1110-6261-800-523	WORKERS COMP.	0.00	3,423.98	3,222.55	2,851.18
120-1130-6261-800-523	WORKERS COMP.	0.00	66.96	62.77	60.35
120-2641-6261-800-523	WORKERS COMP.	0.00	542.36	480.48	417.80
110-2521-6261-800-524	WORKERS COMP.	0.00	2,476.10	2,396.63	2,233.22
110-2523-6261-800-524	WORKERS COMP.	152,042.00	305.76	367.85	153.63
110-2527-6261-800-524	WORKERS COMP.	0.00	132.16	120.16	112.91
110-2546-6261-800-524	WORKERS COMP.	0.00	1,078.48	1,088.76	894.13
110-2663-6261-800-524	WORKERS COMP.	0.00	0.00	7.76	922.21
120-1110-6261-800-524	WORKERS COMP.	0.00	0.00	331.48	0.00
120-1130-6261-800-524	WORKERS COMP.	0.00	0.00	259.66	0.00
120-1150-6261-800-524	WORKERS COMP.	269,000.00	0.00	218.63	0.00
110-2542-6261-800-525	WORKERS COMP.	0.00	191.30	179.42	158.82
110-2211-6261-800-526	WORKERS COMP.	0.00	278.25	258.64	230.14

Account Code	Account Description	Budget Requested	1St Prior Year Actual	2Nd Prior Year Actual	3Rd Prior Year Actual
120-2211-6261-800-526	WORKERS COMP.	0.00	675.08	644.32	577.37
110-2211-6261-800-527	WORKERS COMP.	0.00	0.81	107.43	0.00
120-2211-6261-800-527	WORKERS COMP.	0.00	675.08	644.32	577.37
110-2663-6261-810-530	WORKERS COMP.	0.00	1,012.94	966.79	866.32
110-2664-6261-810-530	WORKERS COMP.	0.00	3,347.04	3,067.98	943.97
500-2561-6261-810-531	WORKERS COMP.	9,000.00	1,020.80	967.18	859.24
500-2562-6261-810-531	WORKERS COMP.	0.00	1,489.49	462.06	385.49
110-2631-6261-810-533	WORKERS COMP.	0.00	940.72	894.56	797.14
110-1182-6261-810-534	WORKERS COMP.	0.00	0.00	6.87	15.98
110-2410-6261-810-534	WORKERS COMP.	0.00	0.00	2.61	4.99
110-3100-6261-810-534	WORKERS COMP.	0.00	190.76	178.47	157.52
110-3200-6261-810-534	WORKERS COMP.	0.00	61.27	329.81	227.08
120-1119-6261-810-534	WORKERS COMP.	0.00	0.00	22.44	0.00
120-3200-6261-810-534	WORKERS COMP.	0.00	163.36	80.09	113.06
120-3957-6261-810-534	WORKERS COMP.	0.00	112.68	115.04	114.03
110-2552-6261-820-541	WORKERS COMP.	0.00	53,688.50	52,676.48	46,702.40
110-2558-6261-820-541	WORKERS COMP.	0.00	29.18	15.17	101.95
110-2559-6261-820-542	WORKERS COMP. - EC	0.00	4,474.21	3,417.45	3,193.13
110-2554-6261-820-543	WORKERS COMP. - SSD	0.00	15,038.61	14,617.04	18,289.86
110-2540-6261-840-550	WORKERS COMP.	0.00	223.93	6,308.02	5,717.55
110-2541-6261-840-550	WORKERS COMP.	0.00	1,225.74	1,242.19	1,106.84
110-2542-6261-840-550	WORKERS COMP.	0.00	6,458.16	0.00	0.00
110-2541-6261-840-560	WORKERS COMP.	0.00	190.76	178.81	157.52
110-2542-6261-840-560	WORKERS COMP.	0.00	2,369.38	1,856.54	792.10
110-2211-6261-109-750	WORKERS COMP.	0.00	421.12	400.86	355.30
120-1181-6261-109-750	WORKERS COMP.	0.00	20.00	2,707.26	2,463.93
OBJECT 6261 TOTAL	WORKERS COMP.	430,042.00	390,574.41	373,297.19	340,980.89
110-2542-6271-105-000	UNEMPLOYMENT COMP.	0.00	0.00	7,324.00	0.00
110-2542-6271-106-000	UNEMPLOYMENT COMP. 106	0.00	0.00	0.00	266.00
110-2542-6271-207-000	UNEMPLOYMENT COMP. 207	0.00	0.00	0.00	5,360.00
110-2552-6271-606-000	UNEMPLOYMENT COMP. 606	0.00	0.00	0.00	540.67
120-1110-6271-502-000	UNEMPLOYMENT COMP.	0.00	837.00	0.00	0.00
120-1114-6271-506-000	UNEMPLOYMENT COMP.	0.00	0.00	401.38	1,093.15
120-1151-6271-107-000	UNEMPLOYMENT COMP	0.00	911.58	2,312.88	0.00
120-1161-6271-105-000	UNEMPLOYMENT COMP.	0.00	0.00	2,255.52	0.00
120-1171-6271-105-000	Unemployment Comp	0.00	0.00	1,920.00	0.00
120-1228-6271-500-000	UNEMPLOYMENT COMP.	0.00	1,600.00	0.00	0.00
500-2562-6271-502-000	UNEMPLOYMENT COMP.	0.00	118.50	0.00	0.00
500-2562-6271-504-000	UNEMPLOYMENT COMP.	0.00	1,064.00	0.00	0.00
120-1110-6271-800-523	UNEMPLOYMENT COMP.	0.00	3,113.00	591.60	360.74
500-2562-6271-810-531	UNEMPLOYMENT COMP.	0.00	2,177.78	0.00	0.00
110-2631-6271-810-533	UNEMPLOYMENT COMP.	0.00	1,111.92	0.00	0.00
110-2552-6271-820-541	UNEMPLOYMENT COMP.	0.00	847.53	0.00	0.00
110-2554-6271-820-543	UNEMPLOYMENT COMP.	0.00	0.00	2,345.00	0.00

Account Code	Account Description	Budget Requested	1St Prior Year Actual	2Nd Prior Year Actual	3Rd Prior Year Actual
110-2540-6271-840-550	UNEMPLOYMENT COMP.	0.00	816.00	2,757.67	2,940.00
110-2541-6271-840-550	UNEMPLOYMENT COMP.	0.00	0.00	75.98	0.00
110-2542-6271-840-550	UNEMPLOYMENT COMP.	0.00	983.77	0.00	0.00
OBJECT 6271 TOTAL	UNEMPLOYMENT COMP.	0.00	13,581.08	19,984.03	10,560.56
OBJ-HUNDREDS 62xx TOTAL		19,140,042.00	13,765,859.91	19,053,596.12	18,126,804.52
110-1150-6310-105-000	PROFESSIONAL & TECH SERV	0.00	0.00	2,446.00	900.00
110-1150-6310-107-000	PROFESSIONAL & TECH SERV	0.00	0.00	17,968.25	0.00
110-1165-6310-105-000	PROFESSIONAL & TECH SERV	1,500.00	0.00	760.00	1,100.00
110-1165-6310-107-000	PROFESSIONAL & TECH SERV	2,600.00	2,170.00	2,400.00	2,000.00
110-1281-6310-750-514	PROFESSIONAL & TECH SERV	1,000.00	29,799.34	346.25	880.80
110-3500-6310-750-516	PROFESSIONAL & TECH SERV	3,000.00	2,300.01	1,005.00	2,757.01
110-2329-6310-800-523	PROFESSIONAL & TECH SERV	0.00	6,804.56	0.00	0.00
110-2521-6310-800-524	PROFESSIONAL & TECH SERV	0.00	0.00	330.00	768.69
OBJECT 6310 TOTAL	PROFESSIONAL & TECH SERV	8,100.00	41,073.91	25,255.50	8,406.50
110-1941-6311-800-521	TUITION	410,000.00	293,564.24	395,984.26	377,612.69
OBJECT 6311 TOTAL	TUITION	410,000.00	293,564.24	395,984.26	377,612.69
110-2214-6312-449-000	CONSULTANT SERVICES - SB 380	0.00	0.00	0.00	19,238.30
110-2521-6312-800-524	CONSULTANT SERVICES	3,700.00	4,106.69	0.00	0.00
OBJECT 6312 TOTAL	CONSULTANT SERVICES	3,700.00	4,106.69	0.00	19,238.30
110-2121-6313-800-310	PUPIL SUPPORT SERVICES	12,000.00	2,048.81	11,527.38	23,278.68
OBJECT 6313 TOTAL	PUPIL SUPPORT SERVICES	12,000.00	2,048.81	11,527.38	23,278.68
110-2213-6314-840-465	STAFF TRAINING	72,000.00	85,578.69	108,552.26	67,042.87
110-3711-6314-840-465	STAFF TRAINING - NON-PUBLIC SCHL	33,000.00	20,001.17	31,370.02	22,001.16
110-2213-6314-800-497	STAFF TRAINING	2,000.00	758.00	0.00	0.00
110-2664-6314-810-530	STAFF TRAINING	700.00	0.00	0.00	2,400.00
OBJECT 6314 TOTAL	STAFF TRAINING	107,700.00	106,337.86	139,922.28	91,444.03
110-2317-6315-800-521	AUDIT SERVICES	12,000.00	11,725.00	11,725.00	11,725.00
OBJECT 6315 TOTAL	AUDIT SERVICES	12,000.00	11,725.00	11,725.00	11,725.00
110-2634-6316-810-530	DATA PROC. SERVICES	17,165.00	16,904.42	12,237.67	11,404.54
110-2664-6316-810-530	DATA PROC. SERVICES	240,000.00	103,254.08	180,301.83	213,257.69
OBJECT 6316 TOTAL	DATA PROC. SERVICES	257,165.00	120,158.50	192,539.50	224,662.23
110-2315-6317-801-002	LEGAL SVCS-UNACCRED SCHL TRANSFERS	0.00	0.00	0.00	20,658.06
110-2315-6317-800-521	LEGAL SERVICES	85,000.00	52,254.82	78,234.18	125,467.08
OBJECT 6317 TOTAL	LEGAL SERVICES	85,000.00	52,254.82	78,234.18	146,125.14
110-2314-6318-800-521	ELECTION SERVICES	55,000.00	104,094.90	52,427.29	38,637.92
OBJECT 6318 TOTAL	ELECTION SERVICES	55,000.00	104,094.90	52,427.29	38,637.92
110-2134-6319-410-000	OTHER PROF/TECH SERVICES 410	0.00	0.00	0.00	161.40
110-2213-6319-418-000	OTHER PROF/TECH SERVICES	0.00	0.00	0.00	12,813.04
110-2540-6319-604-000	OTHER PROF/TECH SERVICES 604	0.00	0.00	0.00	6,337.39
500-2562-6319-102-000	OTHER PROF/TECH SERVICES 102	0.00	0.00	0.00	193.00
500-2562-6319-106-000	OTHER PROF/TECH SERVICES 106	0.00	0.00	0.00	193.00
500-2562-6319-108-000	OTHER PROF/TECH SERVICES 108	0.00	0.00	0.00	193.00
500-2562-6319-110-000	OTHER PROF/TECH SERVICES 110	0.00	0.00	0.00	193.00
500-2562-6319-111-000	OTHER PROF/TECH SERVICES 111	0.00	0.00	0.00	193.00
500-2562-6319-112-000	OTHER PROF/TECH SERVICES 112	0.00	0.00	0.00	193.00

Account Code	Account Description	Budget Requested	1St Prior Year Actual	2Nd Prior Year Actual	3Rd Prior Year Actual
500-2562-6319-114-000	OTHER PROF/TECH SERVICES 114	0.00	0.00	0.00	193.00
500-2562-6319-116-000	OTHER PROF/TECH SERVICES 116	0.00	0.00	0.00	193.00
500-2562-6319-118-000	OTHER PROF/TECH SERVICES 118	0.00	0.00	0.00	193.00
500-2562-6319-120-000	OTHER PROF/TECH SERVICES 120	0.00	0.00	0.00	193.00
500-2562-6319-203-000	OTHER PROF/TECH SERVICES 203	0.00	0.00	0.00	322.00
500-2562-6319-205-000	OTHER PROF/TECH SERVICES 205	0.00	0.00	0.00	193.00
500-2562-6319-207-000	OTHER PROF/TECH SERVICES 207	0.00	0.00	0.00	322.00
500-2562-6319-209-000	OTHER PROF/TECH SERVICES 209	0.00	0.00	0.00	193.00
500-2562-6319-305-000	OTHER PROF/TECH SERVICES 305	0.00	0.00	0.00	322.00
500-2562-6319-307-000	OTHER PROF/TECH SERVICES 307	0.00	0.00	0.00	322.00
110-2122-6319-800-310	OTHER PROF/TECH SERVICES	18,000.00	11,583.09	14,387.76	20,239.50
110-1211-6319-810-316	OTHER PROF/TECH SERVICES	2,300.00	1,850.00	1,575.00	1,750.00
500-2562-6319-115-318	OTHER PROF/TECH SERVICES	0.00	0.00	193.00	193.00
110-1130-6319-800-331	OTHER PROF/TECH SERVICES	13,000.00	0.00	0.00	0.00
110-2222-6319-840-336	OTHER PROF/TECH SERVICES	35,200.00	27,553.50	24,353.50	24,353.50
110-2213-6319-840-451	OTHER PROF/TECH SERVICES-PROF DEV.	0.00	0.00	36,177.55	28,038.15
110-1271-6319-800-497	OTHR PROF/TECH SVCS-REFUGEE GRANT	2,000.00	2,000.00	2,600.00	0.00
110-2319-6319-800-521	OTHER PROF/TECH SERVICES	69,600.00	20,192.31	83,810.70	8,959.74
110-2331-6319-800-522	OTHER PROF/TECH SERVICES	1,000.00	6,888.00	0.00	0.00
110-2329-6319-800-523	OTHER PROF/TECH SERVICES	38,000.00	36,057.44	36,431.62	35,708.49
110-2641-6319-800-523	OTHER PROF/TECH SERVICES	85,000.00	33,016.93	15,215.88	14,436.83
110-2529-6319-800-524	OTHER PROF/TECH SERVICES	50,000.00	1,637.52	0.00	0.00
500-2562-6319-810-531	OTHER PROF/TECH SERVICES	4,500.00	7,543.88	13,077.32	5,638.32
110-2631-6319-810-533	OTHER PROF/TECH SERVICES	91,000.00	26,390.00	24,190.00	24,089.00
110-2542-6319-840-550	OTHER PROF/TECH SERVICES	4,000.00	12,245.13	17,628.74	23,381.87
OBJECT 6319 TOTAL	OTHER PROF/TECH SERVICES	413,600.00	186,957.80	269,641.07	209,704.23
110-2631-6322-810-533	VOLUNTEERS	200.00	81.50	133.50	217.85
OBJECT 6322 TOTAL	VOLUNTEERS	200.00	81.50	133.50	217.85
110-2540-6331-604-000	LAUNDRY SERVICE 604	0.00	0.00	0.00	23,490.60
500-2562-6331-610-000	LAUNDRY SERVICE 610	0.00	0.00	0.00	5,132.84
110-2664-6331-810-530	LAUNDRY SERVICE	3,000.00	1,717.80	2,156.86	2,593.41
110-2542-6331-840-550	LAUNDRY SERVICE	14,000.00	9,178.89	14,265.72	1,666.16
OBJECT 6331 TOTAL	LAUNDRY SERVICE	17,000.00	10,896.69	16,422.58	32,883.01
110-1110-6332-110-000	EQUIPMENT REPAIRS 110	0.00	0.00	0.00	87.50
110-1110-6332-114-000	EQUIPMENT REPAIRS 114	0.00	0.00	0.00	300.00
110-1110-6332-406-000	EQUIPMENT REPAIRS	0.00	0.00	745.00	0.00
110-1110-6332-506-000	EQUIPMENT REPAIRS	300.00	0.00	13.00	96.98
110-1125-6332-141-000	EQUIPMENT REPAIRS 141	0.00	0.00	0.00	1,016.50
110-1130-6332-300-000	EQUIPMENT REPAIRS	1,000.00	395.00	0.00	420.00
110-1130-6332-302-000	EQUIPMENT REPAIRS	750.00	750.00	120.72	617.81
110-1130-6332-304-000	EQUIPMENT REPAIRS	350.00	216.25	0.00	635.77
110-1130-6332-306-000	EQUIPMENT REPAIRS	1,000.00	709.38	800.00	557.49
110-1150-6332-105-000	EQUIPMENT REPAIRS	4,000.00	1,191.20	1,713.66	1,807.20
110-1150-6332-107-000	EQUIPMENT REPAIRS	0.00	418.00	594.49	2,000.00

Account Code	Account Description	Budget Requested	1St Prior Year Actual	2Nd Prior Year Actual	3Rd Prior Year Actual
110-1161-6332-305-000	EQUIPMENT REPAIRS 305	0.00	0.00	0.00	97.45
110-1161-6332-307-000	EQUIPMENT REPAIRS 307	0.00	0.00	0.00	1,636.36
110-2222-6332-305-000	EQUIPMENT REPAIRS 305	0.00	0.00	0.00	694.00
110-2222-6332-307-000	EQUIPMENT REPAIRS 307	0.00	0.00	0.00	862.00
110-2540-6332-604-000	EQUIPMENT REPAIRS 604	0.00	0.00	0.00	12,314.92
110-1150-6332-115-318	EQUIPMENT REPAIRS	775.00	0.00	756.00	707.00
110-1125-6332-800-334	EQUIPMENT REPAIRS	3,000.00	1,900.95	2,461.15	0.00
110-1145-6332-800-334	EQUIPMENT REPAIRS	2,800.00	2,765.50	3,189.50	1,979.30
110-1165-6332-800-334	EQUIPMENT REPAIRS	2,400.00	2,118.00	3,154.39	1,777.67
110-2212-6332-800-334	EQUIPMENT REPAIRS	3,400.00	2,660.00	0.00	2,150.00
110-2222-6332-840-336	EQUIPMENT REPAIRS	3,500.00	1,603.00	1,556.00	2,053.75
110-2134-6332-750-518	EQUIPMENT REPAIRS	2,000.00	1,319.00	1,124.00	1,235.80
110-2664-6332-810-530	EQUIPMENT REPAIRS	0.00	3,389.63	4,275.65	24,498.65
500-2562-6332-810-531	EQUIPMENT REPAIRS	2,000.00	111.74	4,080.00	5,219.15
110-2631-6332-810-533	EQUIPMENT REPAIRS	400.00	0.00	0.00	0.00
110-2552-6332-820-541	EQUIPMENT REPAIRS	1,500.00	904.89	1,729.18	527.31
110-2554-6332-820-543	EQUIPMENT REPAIRS	0.00	0.00	0.00	105.95
110-2542-6332-840-550	EQUIPMENT REPAIRS	20,000.00	443.04	11,966.72	15,443.99
110-2542-6332-840-560	EQUIPMENT REPAIRS	0.00	1,483.49	1,267.87	12,147.96
110-1181-6332-105-750	EQUIPMENT REPAIRS	7,000.00	6,986.07	6,753.90	6,829.24
110-1181-6332-107-750	EQUIPMENT REPAIRS	6,010.00	7,479.55	4,378.03	6,491.64
OBJECT 6332 TOTAL	EQUIPMENT REPAIRS	62,185.00	36,844.69	50,679.26	104,311.39
110-1130-6334-306-000	EQUIPMENT RENTAL	150.00	102.61	130.75	0.00
110-2411-6334-203-000	EQUIPMENT RENTAL - PRIN. 203	0.00	0.00	0.00	115.00
110-2540-6334-604-000	EQUIPMENT RENTAL 604	0.00	0.00	0.00	4,799.95
110-2552-6334-820-541	EQUIPMENT RENTAL	9,226.00	9,225.48	9,225.48	21,860.00
110-2559-6334-820-542	EQUIPMENT RENTAL - EC	62,902.00	36,901.90	36,901.90	87,440.00
110-2554-6334-820-543	EQUIPMENT RENTAL - SSD	158,760.00	158,760.00	158,760.00	163,655.95
110-2541-6334-840-550	Equipment Rental-SOLAR	11,250.00	11,221.00	11,140.00	12,730.00
110-2542-6334-840-550	EQUIPMENT RENTAL	10,000.00	7,738.25	7,181.90	3,106.99
OBJECT 6334 TOTAL	EQUIPMENT RENTAL	252,288.00	223,949.24	223,340.03	293,707.89
110-2542-6335-407-000	ALARM SERVICE	0.00	0.00	50.00	456.19
110-2542-6335-810-000	ALARM SERVICE	0.00	0.00	25.00	0.00
110-2542-6335-800-525	ALARM SERVICE	450.00	444.00	420.00	469.00
110-2542-6335-105-550	ALARM SERVICE	0.00	25.00	25.00	0.00
OBJECT 6335 TOTAL	ALARM SERVICE	450.00	469.00	520.00	925.19
110-2542-6336-840-550	REFUSE SERVICE	65,000.00	47,734.44	67,066.22	0.00
110-2542-6336-840-552	REFUSE SERVICE	0.00	0.00	0.00	67,933.08
OBJECT 6336 TOTAL	REFUSE SERVICE	65,000.00	47,734.44	67,066.22	67,933.08
110-2542-6337-102-000	WATER 102	0.00	0.00	0.00	2,232.76
110-2542-6337-105-000	WATER	0.00	12,022.08	14,992.39	5,653.66
110-2542-6337-106-000	WATER 106	0.00	0.00	0.00	3,916.71
110-2542-6337-107-000	WATER	0.00	17,181.65	17,052.97	4,045.48
110-2542-6337-108-000	WATER 108	0.00	0.00	0.00	3,501.58

Account Code	Account Description	Budget Requested	1St Prior Year Actual	2Nd Prior Year Actual	3Rd Prior Year Actual
110-2542-6337-110-000	WATER 110	0.00	0.00	0.00	2,042.09
110-2542-6337-111-000	WATER 111	0.00	0.00	0.00	1,428.50
110-2542-6337-112-000	WATER 112	0.00	0.00	0.00	2,549.23
110-2542-6337-114-000	WATER 114	0.00	0.00	0.00	2,899.12
110-2542-6337-115-000	WATER	0.00	0.00	197.83	446.52
110-2542-6337-116-000	WATER 116	0.00	0.00	0.00	3,777.37
110-2542-6337-118-000	WATER 118	0.00	0.00	0.00	2,214.22
110-2542-6337-120-000	WATER 120	0.00	0.00	0.00	2,779.97
110-2542-6337-203-000	WATER 203	0.00	0.00	0.00	4,971.88
110-2542-6337-205-000	WATER 205	0.00	0.00	0.00	2,699.43
110-2542-6337-207-000	WATER 207	0.00	0.00	0.00	3,162.58
110-2542-6337-209-000	WATER 209	0.00	0.00	0.00	2,086.03
110-2542-6337-300-000	WATER	0.00	2,523.75	3,623.99	514.54
110-2542-6337-302-000	WATER	0.00	4,407.37	5,052.07	708.24
110-2542-6337-304-000	WATER	0.00	3,153.36	4,216.93	1,270.20
110-2542-6337-305-000	WATER 305	0.00	0.00	0.00	13,324.23
110-2542-6337-306-000	WATER	0.00	5,334.79	5,460.96	0.00
110-2542-6337-307-000	WATER 307	0.00	0.00	0.00	13,779.04
110-2542-6337-309-000	WATER 309	0.00	0.00	0.00	462.15
110-2542-6337-311-000	WATER 311	0.00	0.00	0.00	3,522.24
110-2542-6337-330-000	WATER	0.00	0.00	0.00	1,074.89
110-2542-6337-402-000	WATER	0.00	2,766.19	4,294.10	879.40
110-2542-6337-406-000	WATER	0.00	7,476.16	11,996.74	1,178.71
110-2542-6337-407-000	WATER	0.00	5,539.03	2,069.61	3,764.91
110-2542-6337-408-000	WATER	0.00	2,264.48	2,159.53	719.12
110-2542-6337-409-000	WATER	0.00	3,424.76	3,140.66	1,727.74
110-2542-6337-500-000	WATER	0.00	2,996.34	3,148.85	10.88
110-2542-6337-502-000	WATER	0.00	3,650.61	3,947.86	786.02
110-2542-6337-504-000	WATER	0.00	2,358.68	2,852.79	671.36
110-2542-6337-506-000	WATER	0.00	3,753.46	3,761.39	2.72
110-2542-6337-510-000	WATER	0.00	3,463.08	3,136.03	89.48
110-2542-6337-612-000	WATER 612	0.00	0.00	0.00	434.25
110-2542-6337-800-000	WATER	100,600.00	464.26	0.00	0.00
110-2542-6337-810-000	WATER	2,000.00	1,133.81	1,240.15	224.77
110-2542-6337-830-000	WATER	2,000.00	1,643.23	1,547.33	0.00
110-2542-6337-840-000	WATER	0.00	618.96	848.43	341.62
110-2542-6337-115-318	WATER	3,000.00	1,599.68	2,652.38	0.00
110-1281-6337-750-514	WATER	1,400.00	1,228.94	1,367.88	1,140.04
110-2552-6337-820-541	WATER	1,000.00	325.02	1,066.52	755.50
110-2554-6337-820-543	WATER - SSD	0.00	52.91	173.62	122.97
OBJECT 6337 TOTAL	WATER	110,000.00	89,382.60	100,001.01	97,912.15
110-2542-6338-102-000	SEWER 102	0.00	0.00	0.00	1,150.10
110-2542-6338-105-000	SEWER	0.00	7,992.52	18,742.17	1,050.77
110-2542-6338-106-000	SEWER 106	0.00	0.00	0.00	1,821.78

Account Code	Account Description	Budget Requested	1St Prior Year Actual	2Nd Prior Year Actual	3Rd Prior Year Actual
110-2542-6338-107-000	SEWER	0.00	13,276.43	16,582.50	1,966.54
110-2542-6338-108-000	SEWER 108	0.00	0.00	0.00	2,324.48
110-2542-6338-110-000	SEWER 110	0.00	0.00	0.00	1,270.40
110-2542-6338-111-000	SEWER 111	0.00	0.00	0.00	1,038.84
110-2542-6338-112-000	SEWER 112	0.00	0.00	0.00	915.82
110-2542-6338-114-000	SEWER 114	0.00	0.00	0.00	1,516.44
110-2542-6338-115-000	SEWER	0.00	0.00	282.84	345.77
110-2542-6338-116-000	SEWER 116	0.00	0.00	0.00	1,544.46
110-2542-6338-118-000	SEWER 118	0.00	0.00	0.00	1,142.74
110-2542-6338-120-000	SEWER 120	0.00	0.00	0.00	1,251.52
110-2542-6338-203-000	SEWER 203	0.00	0.00	0.00	1,359.86
110-2542-6338-205-000	SEWER 205	0.00	0.00	0.00	1,346.78
110-2542-6338-207-000	SEWER 207	0.00	0.00	0.00	1,641.98
110-2542-6338-209-000	SEWER 209	0.00	0.00	0.00	1,834.94
110-2542-6338-300-000	SEWER	0.00	1,861.06	3,305.45	478.27
110-2542-6338-302-000	SEWER	0.00	2,764.27	3,808.25	650.77
110-2542-6338-304-000	SEWER	0.00	2,180.77	2,180.53	463.27
110-2542-6338-305-000	SEWER 305	0.00	0.00	0.00	6,579.80
110-2542-6338-306-000	SEWER	0.00	1,509.83	1,861.29	375.77
110-2542-6338-307-000	SEWER 307	0.00	0.00	0.00	9,176.34
110-2542-6338-309-000	SEWER 309	0.00	0.00	0.00	690.46
110-2542-6338-311-000	SEWER 311	0.00	0.00	0.00	3,237.74
110-2542-6338-330-000	SEWER	0.00	0.00	0.00	762.26
110-2542-6338-402-000	SEWER	0.00	3,414.87	3,046.21	538.27
110-2542-6338-406-000	SEWER	0.00	5,185.03	10,819.21	945.77
110-2542-6338-407-000	SEWER	0.00	3,552.93	4,526.05	583.27
110-2542-6338-408-000	SEWER	0.00	1,831.87	2,435.26	530.77
110-2542-6338-409-000	SEWER	0.00	1,621.30	2,072.37	330.77
110-2542-6338-500-000	SEWER	0.00	1,506.61	2,287.41	353.27
110-2542-6338-502-000	SEWER	0.00	2,386.30	3,093.91	515.77
110-2542-6338-504-000	SEWER	0.00	1,711.75	2,536.53	463.27
110-2542-6338-506-000	SEWER	0.00	2,255.95	3,864.84	658.27
110-2542-6338-510-000	SEWER	0.00	2,207.23	2,992.45	418.27
110-2542-6338-612-000	SEWER 612	0.00	0.00	0.00	944.78
110-2542-6338-800-000	SEWER	75,400.00	302.32	0.00	0.00
110-2542-6338-810-000	SEWER	1,000.00	580.14	815.72	184.15
110-2542-6338-830-000	SEWER	2,000.00	2,395.06	837.14	1,165.82
110-2542-6338-840-000	SEWER	0.00	672.68	779.75	195.77
110-2542-6338-115-318	SEWER	2,000.00	1,970.97	1,642.23	0.00
110-1281-6338-750-514	SEWER	600.00	484.55	690.23	625.15
110-2552-6338-820-541	SEWER	1,000.00	634.63	609.90	671.15
110-2554-6338-820-543	SEWER - SSD	0.00	247.80	205.71	203.33
OBJECT 6338 TOTAL	SEWER	82,000.00	62,546.87	90,017.95	55,265.75
110-1150-6339-105-000	OTHER PROPERTY SERVICE	3,000.00	0.00	10,236.00	12,106.00

Account Code	Account Description	Budget Requested	1St Prior Year Actual	2Nd Prior Year Actual	3Rd Prior Year Actual
110-2542-6339-603-000	OTHER PROPERTY SERVICE 603	0.00	0.00	0.00	70,802.22
110-2542-6339-812-000	OTHER PROPERTY SERVICE 812	0.00	0.00	0.00	83.00
110-1150-6339-115-318	OTHER PROPERTY SERVICE	150,000.00	129,622.74	139,906.04	148,478.08
110-1150-6339-115-319	OTHER PROPERTY SERVICE	10,400.00	8,670.00	10,404.00	10,404.00
110-2546-6339-800-526	OTHER PROPERTY SERVICE	365,000.00	326,341.26	0.00	0.00
500-2562-6339-810-531	OTHER PROPERTY SERVICE	25,000.00	23,446.25	21,352.53	22,519.23
110-2552-6339-820-541	OTHER PROPERTY SERVICE	1,500.00	2,866.15	450.00	855.50
110-2559-6339-820-542	OTHER PROPERTY SERVICE	500.00	328.83	0.00	45.00
110-2554-6339-820-543	OTHER PROPERTY SERVICE	500.00	493.23	0.00	67.50
110-2540-6339-840-550	OTHER PROPERTY SERVICE	0.00	0.00	0.00	69,358.46
110-2542-6339-840-550	OTHER PROPERTY SERVICE	0.00	336.00	0.00	56,132.18
110-2542-6339-840-551	OTHER PROPERTY SERVICE-inspections	52,000.00	28,278.75	51,629.50	0.00
110-2542-6339-840-552	OTHER PROPERTY SERVICE-Preventive Maint	25,000.00	18,648.45	25,252.29	0.00
110-2542-6339-840-553	OTHER PROPERTY SERVICE-HVAC Maintenance	12,000.00	15,208.50	6,614.00	0.00
110-2542-6339-840-554	OTHER PROPERTY SERVICE-Backflow Preventer	16,000.00	16,615.95	15,949.92	0.00
110-2542-6339-840-555	OTH PROPERTY SVC-Alarm & Elevator Monitoring	80,000.00	43,752.92	39,431.93	0.00
110-2542-6339-840-556	OTHER PROPERTY SERVICE-Pest Control	5,000.00	4,231.50	6,313.50	0.00
110-2542-6339-840-557	OTHER PROPERTY SERVICE-General Maintenance	40,000.00	43,125.97	34,210.85	0.00
110-2546-6339-840-560	OTHER PROPERTY SERVICE	0.00	0.00	322,896.45	366,935.55
OBJECT 6339 TOTAL	OTHER PROPERTY SERVICE	785,900.00	661,966.50	684,647.01	757,786.72
110-2121-6341-800-002	CONTR TRANS TO/FROM SCHL-RVG	0.00	0.00	369.00	0.00
110-2126-6341-409-002	CONTR TRANS TO/FROM SCHL-RVG	0.00	0.00	0.00	60.00
110-2126-6341-800-309	CONTR TRANS TO/FROM SCHL-VICC	1,000.00	-1,675.04	11,270.34	16,892.64
110-2551-6341-820-541	CONTR TRANS TO/FROM SCHL-PD TO VENDORS	175,000.00	131,604.19	203,833.56	23,242.79
110-2555-6341-820-541	CONTR TRANS TO/FROM SCHL-PD TO OTHER DIST	15,000.00	13,439.72	12,023.39	80,543.02
OBJECT 6341 TOTAL	CONTR TRANS TO/FROM SCHL	191,000.00	143,368.87	227,496.29	120,738.45
110-1110-6343-502-000	LOCAL TRAVEL	0.00	0.00	124.33	457.75
110-1125-6343-141-000	LOCAL TRAVEL 141	0.00	0.00	0.00	515.55
110-1130-6343-300-000	LOCAL TRAVEL	150.00	0.00	212.58	0.00
110-1130-6343-306-000	LOCAL TRAVEL	150.00	64.16	0.00	0.00
110-1150-6343-105-000	LOCAL TRAVEL	600.00	92.03	267.41	38.23
110-1150-6343-107-000	LOCAL TRAVEL	1,000.00	812.72	1,250.28	79.98
110-1155-6343-107-000	LOCAL TRAVEL	500.00	491.96	481.06	791.87
110-1165-6343-305-000	LOCAL TRAVEL 305	0.00	0.00	0.00	397.27
110-2122-6343-307-000	LOCAL TRAVEL 307	0.00	0.00	0.00	142.68
110-2411-6343-107-000	LOCAL TRAVEL	0.00	0.00	57.72	1,292.32
110-2411-6343-116-000	LOCAL TRAVEL 116	0.00	0.00	0.00	87.40
110-2411-6343-300-000	LOCAL TRAVEL	0.00	109.45	0.00	171.85
110-2411-6343-305-000	LOCAL TRAVEL 305	0.00	0.00	0.00	168.50
110-2541-6343-603-000	LOCAL TRAVEL 603	0.00	0.00	0.00	481.90
110-2541-6343-604-000	LOCAL TRAVEL 604	0.00	0.00	0.00	8.36
110-2126-6343-800-309	LOCAL TRAVEL	0.00	0.00	36.16	0.00
110-1271-6343-800-310	LOCAL TRAVEL	2,000.00	1,588.86	2,497.49	1,560.05
110-1211-6343-810-316	LOCAL TRAVEL	1,400.00	496.93	1,535.54	1,130.50

Account Code	Account Description	Budget Requested	1St Prior Year Actual	2Nd Prior Year Actual	3Rd Prior Year Actual
110-1150-6343-115-318	LOCAL TRAVEL	100.00	48.99	20.72	86.56
110-2212-6343-800-331	LOCAL TRAVEL	1,200.00	514.36	695.90	1,001.74
110-1129-6343-840-332	LOCAL TRAVEL - ELEM PE	1,500.00	1,209.08	858.19	0.00
110-2212-6343-840-332	LOCAL TRAVEL	600.00	317.52	577.16	419.54
110-2212-6343-840-333	LOCAL TRAVEL	600.00	381.49	519.87	635.30
110-1125-6343-800-334	LOCAL TRAVEL - ELEM	750.00	474.03	405.29	0.00
110-1165-6343-800-334	LOCAL TRAVEL - SECONDARY	300.00	190.90	0.00	0.00
110-2212-6343-800-334	LOCAL TRAVEL - CURRICULUM DEV.	300.00	251.39	215.76	0.00
110-2212-6343-840-335	LOCAL TRAVEL	600.00	359.59	402.87	445.65
110-2222-6343-840-336	LOCAL TRAVEL	0.00	0.00	0.00	45.14
110-2223-6343-840-336	LOCAL TRAVEL	0.00	0.00	1,054.30	838.61
110-1281-6343-750-514	LOCAL TRAVEL	4,500.00	3,563.93	4,668.05	4,634.12
110-3500-6343-750-516	LOCAL TRAVEL	2,000.00	1,814.76	1,765.88	2,219.47
110-2134-6343-750-518	LOCAL TRAVEL	1,000.00	258.05	509.64	664.88
110-2321-6343-800-522	LOCAL TRAVEL	10,000.00	4,565.93	10,040.75	0.00
110-2641-6343-800-523	LOCAL TRAVEL	500.00	1,068.51	103.99	76.90
110-2521-6343-800-524	LOCAL TRAVEL	800.00	170.55	143.45	313.61
110-2211-6343-800-526	LOCAL TRAVEL	1,000.00	518.03	588.89	918.65
110-2211-6343-800-527	LOCAL TRAVEL	600.00	172.00	615.82	293.17
110-2664-6343-810-530	LOCAL TRAVEL	20,000.00	366.92	248.38	381.05
500-2561-6343-810-531	LOCAL TRAVEL	1,500.00	1,480.45	1,314.66	1,508.95
110-2631-6343-810-533	LOCAL TRAVEL	400.00	0.00	780.67	770.44
110-2542-6343-840-560	LOCAL TRAVEL	600.00	446.59	464.81	0.00
110-1181-6343-105-750	LOCAL TRAVEL	650.00	0.00	0.00	0.00
110-1181-6343-107-750	LOCAL TRAVEL	650.00	457.47	435.67	575.37
OBJECT 6343 TOTAL	LOCAL TRAVEL	55,950.00	22,286.65	32,893.29	23,153.36
110-1110-6345-510-000	PROFESSIONAL MEETINGS	400.00	328.00	465.43	0.00
110-1150-6345-105-000	PROFESSIONAL MEETINGS	3,000.00	5,551.20	4,250.61	784.68
110-1150-6345-107-000	PROFESSIONAL MEETINGS	0.00	0.00	628.31	2,479.95
110-2213-6345-405-000	PROFESSIONAL MEETINGS	0.00	0.00	0.00	1,000.00
110-2411-6345-107-000	PROFESSIONAL MEETINGS	0.00	0.00	127.26	249.00
110-2411-6345-207-000	PROFESSIONAL MEETINGS 207	0.00	0.00	0.00	41.39
110-2541-6345-604-000	PROFESSIONAL MEETINGS 604	0.00	0.00	0.00	250.00
110-2664-6345-811-000	PROFESSIONAL MEETINGS 811	0.00	0.00	0.00	40.00
110-3512-6345-128-000	PROFESSIONAL MEETINGS	0.00	0.00	0.00	70.00
110-1271-6345-800-310	PROFESSIONAL MEETINGS	1,800.00	252.08	1,889.95	1,151.74
110-2121-6345-800-310	PROFESSIONAL MEETINGS	0.00	0.00	311.48	0.00
110-1211-6345-810-316	PROFESSIONAL MEETINGS	400.00	0.00	385.00	0.00
110-1212-6345-810-316	PROFESSIONAL MEETINGS	200.00	0.00	150.00	0.00
110-1150-6345-115-318	PROFESSIONAL MEETINGS	300.00	149.98	175.00	84.73
110-2212-6345-800-331	PROFESSIONAL MEETINGS	0.00	0.00	21.34	0.00
110-2212-6345-840-335	PROFESSIONAL MEETINGS	0.00	0.00	86.32	0.00
110-2214-6345-840-335	PROFESSIONAL MEETINGS	821,000.00	61,855.33	82,731.33	18,838.97
110-2222-6345-840-336	PROFESSIONAL MEETINGS	0.00	0.00	1,148.50	0.00

Account Code	Account Description	Budget Requested	1St Prior Year Actual	2Nd Prior Year Actual	3Rd Prior Year Actual
110-2213-6345-840-427	PROFESSIONAL MEETINGS	10,000.00	9,051.41	10,850.99	14,373.52
110-2213-6345-840-451	PROFESSIONAL MEETINGS - PROF. DEVELOPMT	1,000.00	2,121.00	12,395.00	3,397.00
110-1271-6345-800-497	PROFESSIONL MTG-REFUGEE GRNT	0.00	0.00	1,500.00	0.00
110-1281-6345-750-514	PROFESSIONAL MEETINGS	10,770.00	7,936.80	6,476.38	7,429.18
110-3500-6345-750-516	PROFESSIONAL MEETINGS	3,500.00	3,840.00	3,660.00	2,815.00
110-2134-6345-750-518	PROFESSIONAL MEETINGS	2,000.00	936.14	1,950.30	2,193.28
110-2319-6345-800-521	PROFESSIONAL MEETINGS	4,000.00	2,676.17	960.00	4,620.53
110-2321-6345-800-522	PROFESSIONAL MEETINGS	6,000.00	6,265.72	5,593.89	2,700.96
110-2641-6345-800-523	PROFESSIONAL MEETINGS	3,000.00	1,611.43	957.52	400.00
110-2521-6345-800-524	PROFESSIONAL MEETINGS	2,500.00	609.53	1,046.16	2,510.24
110-2211-6345-800-526	PROFESSIONAL MEETINGS	3,000.00	1,491.75	930.97	11.51
110-2211-6345-800-527	PROFESSIONAL MEETINGS	200.00	0.00	331.85	60.00
110-2664-6345-810-530	PROFESSIONAL MEETINGS	2,000.00	421.38	703.87	336.23
500-2561-6345-810-531	PROFESSIONAL MEETINGS	1,250.00	1,458.60	439.20	616.75
110-2631-6345-810-533	PROFESSIONAL MEETINGS	2,000.00	411.36	364.23	99.00
110-2552-6345-820-541	PROFESSIONAL MEETINGS	1,200.00	2,825.23	1,031.78	650.00
110-2558-6345-820-541	PROFESSIONAL MEETINGS	0.00	0.00	112.15	0.00
110-2559-6345-820-542	PROFESSIONAL MEETINGS - EC	100.00	85.18	0.00	0.00
110-2554-6345-820-543	PROFESSIONAL MEETINGS - SSD	250.00	181.77	160.00	0.00
110-2542-6345-840-550	PROFESSIONAL MEETINGS	300.00	0.00	350.00	0.00
110-1181-6345-105-750	PROFESSIONAL MEETINGS	4,500.00	1,118.75	797.00	300.00
110-1181-6345-107-750	PROFESSIONAL MEETINGS	2,800.00	3,164.00	2,174.76	1,469.00
OBJECT 6345 TOTAL	PROFESSIONAL MEETINGS	887,470.00	114,342.81	145,156.58	68,972.66
110-2552-6349-820-541	OTHER CONTRACT TRANS SRV	4,000.00	4,082.97	3,347.71	5,956.55
OBJECT 6349 TOTAL	OTHER CONTRACT TRANS SRV	4,000.00	4,082.97	3,347.71	5,956.55
110-2540-6351-800-521	PROPERTY INSURANCE	387,000.00	371,418.76	356,118.01	320,093.61
OBJECT 6351 TOTAL	PROPERTY INSURANCE	387,000.00	371,418.76	356,118.01	320,093.61
110-2319-6352-800-521	LIABILITY INSURANCE	446,000.00	426,740.76	409,866.01	373,654.61
OBJECT 6352 TOTAL	LIABILITY INSURANCE	446,000.00	426,740.76	409,866.01	373,654.61
110-2313-6353-800-521	FIDELITY BOND PREMIUM	2,000.00	1,515.43	1,885.30	1,540.43
OBJECT 6353 TOTAL	FIDELITY BOND PREMIUM	2,000.00	1,515.43	1,885.30	1,540.43
110-2552-6354-820-541	FLEET INSURANCE	38,000.00	34,244.39	36,005.65	32,005.19
110-2559-6354-820-542	FLEET INSURANCE - EC	4,500.00	3,507.21	3,688.05	3,282.16
110-2554-6354-820-543	FLEET INSURANCE - SSD	8,000.00	6,587.47	6,926.09	6,154.05
OBJECT 6354 TOTAL	FLEET INSURANCE	50,500.00	44,339.07	46,619.79	41,441.40
110-2521-6359-800-524	PENALTIES & FINES	0.00	12,778.41	0.00	0.00
OBJECT 6359 TOTAL	PENALTIES & FINES	0.00	12,778.41	0.00	0.00
110-1119-6361-320-000	POSTAGE - ELEMENTARY	0.00	0.00	183.08	206.08
110-1182-6361-320-000	POSTAGE - SECONDARY	400.00	261.89	238.74	235.99
110-2411-6361-105-000	POSTAGE	9,000.00	6,579.12	7,482.64	8,048.09
110-2411-6361-107-000	POSTAGE	4,000.00	4,837.86	7,629.39	14,097.34
110-2411-6361-300-000	POSTAGE	2,200.00	1,375.81	2,419.34	2,485.85
110-2411-6361-302-000	POSTAGE	1,600.00	1,145.90	2,291.17	1,531.09
110-2411-6361-304-000	POSTAGE	2,200.00	1,615.29	1,800.71	2,002.39
110-2411-6361-306-000	POSTAGE	2,000.00	1,490.93	3,328.70	3,813.21

Account Code	Account Description	Budget Requested	1St Prior Year Actual	2Nd Prior Year Actual	3Rd Prior Year Actual
110-2411-6361-402-000	POSTAGE	245.00	244.92	40.94	621.05
110-2411-6361-406-000	POSTAGE	0.00	921.06	872.84	1,230.67
110-2411-6361-407-000	POSTAGE	450.00	527.43	406.97	455.20
110-2411-6361-408-000	POSTAGE	300.00	192.50	81.84	215.61
110-2411-6361-409-000	POSTAGE	0.00	37.37	664.52	710.15
110-2411-6361-500-000	POSTAGE	150.00	352.91	285.66	607.74
110-2411-6361-502-000	POSTAGE	400.00	310.47	410.78	583.89
110-2411-6361-504-000	POSTAGE	600.00	514.17	428.60	561.10
110-2411-6361-506-000	POSTAGE	600.00	326.39	451.12	607.16
110-2411-6361-510-000	POSTAGE	600.00	529.85	360.04	538.73
110-2541-6361-604-000	POSTAGE 604	0.00	0.00	0.00	95.00
110-2641-6361-806-000	POSTAGE 806	0.00	0.00	0.00	14.10
110-2126-6361-800-309	POSTAGE	0.00	0.00	0.46	24.69
110-2121-6361-800-310	POSTAGE	800.00	1,122.80	554.01	1,175.32
110-1211-6361-810-316	POSTAGE	700.00	160.79	606.40	586.42
110-2411-6361-810-317	POSTAGE	250.00	99.02	190.90	244.71
110-1150-6361-115-318	POSTAGE	3,000.00	672.43	2,063.24	3,556.99
110-2212-6361-800-331	POSTAGE	50.00	0.00	19.60	0.00
110-2212-6361-840-332	POSTAGE	0.00	43.59	30.43	24.68
110-2222-6361-840-336	POSTAGE	50.00	0.00	63.41	98.00
110-1281-6361-750-514	POSTAGE	700.00	765.09	694.53	750.53
110-3500-6361-750-516	POSTAGE	250.00	36.94	143.85	139.51
110-2134-6361-750-518	POSTAGE	0.00	0.00	19.60	22.52
110-2521-6361-800-524	Postage	26,225.00	29,658.14	14,918.95	30,064.37
110-2542-6361-800-525	POSTAGE	8,000.00	7,121.74	7,301.59	9,878.30
110-1182-6361-800-526	POSTAGE	3,000.00	0.00	0.00	0.00
110-2664-6361-810-530	POSTAGE	1,200.00	172.84	1,234.09	2,332.56
500-2561-6361-810-531	POSTAGE	1,200.00	820.04	1,267.25	1,308.87
110-2574-6361-810-532	POSTAGE	0.00	2,648.56	8,197.73	7,093.18
110-2631-6361-810-533	POSTAGE	200.00	66.85	113.26	73.30
110-1119-6361-810-534	POSTAGE	75.00	21.45	46.92	67.23
110-2552-6361-820-541	POSTAGE	75.00	7.73	68.24	83.69
110-2542-6361-840-550	POSTAGE	100.00	49.00	0.00	0.00
OBJECT 6361 TOTAL	POSTAGE	70,620.00	64,730.88	66,911.54	96,185.31
110-2541-6362-603-000	ADVERTISING 603	0.00	0.00	0.00	190.00
110-2313-6362-800-521	ADVERTISING	2,250.00	2,317.50	2,208.25	2,185.00
110-2641-6362-800-523	ADVERTISING	1,000.00	2,250.00	0.00	380.00
110-2631-6362-810-533	ADVERTISING	750.00	270.00	80.00	748.00
110-2552-6362-820-541	ADVERTISING	100.00	0.00	120.00	0.00
110-2542-6362-840-560	ADVERTISING	0.00	626.62	939.93	796.60
OBJECT 6362 TOTAL	ADVERTISING	4,100.00	5,464.12	3,348.18	4,299.60
110-2574-6363-810-532	PRINTING & BINDING	269,000.00	168,628.30	205,986.14	205,987.54
110-2631-6363-810-533	PRINTING & BINDING	24,000.00	14,302.13	18,931.30	18,126.98
OBJECT 6363 TOTAL	PRINTING & BINDING	293,000.00	182,930.43	224,917.44	224,114.52

Account Code	Account Description	Budget Requested	1St Prior Year Actual	2Nd Prior Year Actual	3Rd Prior Year Actual
110-1150-6364-334-000	TELEPHONE	0.00	0.00	0.00	144.95
110-2541-6364-603-000	TELEPHONE 603	0.00	0.00	0.00	3,544.31
110-2542-6364-603-000	TELEPHONE	0.00	0.00	0.00	710.65
110-2542-6364-604-000	TELEPHONE 604	0.00	0.00	0.00	7,077.68
110-2542-6364-612-000	TELEPHONE	0.00	0.00	0.00	132.62
110-2134-6364-750-518	TELEPHONE	0.00	2.24	7.83	4.60
110-2542-6364-800-525	TELEPHONE	0.00	0.00	451.74	248.60
110-2664-6364-810-530	TELEPHONE	56,100.00	39,353.03	46,373.43	39,112.40
500-2561-6364-810-531	TELEPHONE	1,500.00	1,516.93	1,818.42	1,819.03
110-2552-6364-820-541	TELEPHONE	1,250.00	957.58	1,151.80	1,149.25
110-2554-6364-820-543	TELEPHONE - SSD	250.00	168.76	203.22	208.70
OBJECT 6364 TOTAL	TELEPHONE	59,100.00	41,998.54	50,006.44	54,152.79
110-2634-6365-810-530	INTERNET ACCESS	129,250.00	107,607.50	129,154.91	129,227.96
110-2664-6365-810-530	INTERNET ACCESS	81,800.00	47,100.11	44,343.71	55,555.42
OBJECT 6365 TOTAL	INTERNET ACCESS	211,050.00	154,707.61	173,498.62	184,783.38
110-2541-6371-604-000	DUES & MEMBERSHIPS 604	0.00	0.00	0.00	55.00
110-2121-6371-800-310	DUES & MEMBERSHIPS	400.00	369.00	334.00	491.00
110-2212-6371-800-331	DUES & MEMBERSHIPS	10,000.00	1,980.00	1,970.00	2,039.00
110-2222-6371-840-336	DUES & MEMBERSHIPS	1,650.00	1,550.00	1,570.00	354.00
110-2213-6371-840-427	DUES & MEMBERSHIPS	0.00	250.00	250.00	250.00
110-2319-6371-800-521	DUES & MEMBERSHIPS	10,700.00	10,851.00	10,535.00	19,588.00
110-2321-6371-800-522	DUES & MEMBERSHIPS	13,000.00	10,630.00	2,096.00	220.00
110-2329-6371-800-523	DUES & MEMBERSHIPS	650.00	325.00	150.00	0.00
110-2521-6371-800-524	DUES & MEMBERSHIPS	925.00	195.00	945.00	440.00
110-2211-6371-800-526	DUES & MEMBERSHIPS	100.00	112.21	90.00	90.00
110-2211-6371-800-527	DUES & MEMBERSHIPS	300.00	100.00	0.00	315.00
500-2561-6371-810-531	DUES & MEMBERSHIPS	100.00	0.00	90.00	90.00
110-2631-6371-810-533	DUES & MEMBERSHIPS	375.00	355.00	0.00	90.00
110-2552-6371-820-541	DUES & MEMBERSHIPS	150.00	0.00	100.00	0.00
110-2542-6371-840-550	DUES & MEMBERSHIPS	0.00	0.00	90.00	0.00
110-1181-6371-105-750	DUES & MEMBERSHIPS	6,500.00	5,615.92	5,478.76	5,433.04
110-1181-6371-107-750	DUES & MEMBERSHIPS	12,662.00	5,540.15	6,116.36	6,707.00
OBJECT 6371 TOTAL	DUES & MEMBERSHIPS	57,512.00	37,873.28	29,815.12	36,162.04
110-1181-6372-105-750	ENTRY FEES	15,000.00	13,465.78	16,212.90	14,841.51
110-1181-6372-107-750	ENTRY FEES	20,115.00	17,296.59	20,021.82	16,873.16
OBJECT 6372 TOTAL	ENTRY FEES	35,115.00	30,762.37	36,234.72	31,714.67
110-1129-6391-143-000	OTHER PURCHASED SERVICES 143	0.00	0.00	0.00	2,708.00
110-3512-6391-750-000	OTHER PURCHASED SERVICES	750.00	540.00	634.00	634.00
110-2126-6391-800-309	OTHER PURCHASED SERVICES	0.00	0.00	0.00	10.36
110-2212-6391-840-332	OTHER PURCHASED SERVICES	0.00	0.00	1,499.99	0.00
110-2212-6391-840-333	OTHER PURCHASED SERVICES	0.00	0.00	153.00	0.00
110-1281-6391-750-514	OTHER PURCHASED SERVICES	0.00	0.00	0.00	163.80
110-2521-6391-800-524	OTHER PURCHASED SERVICES	44,500.00	40,466.77	38,735.71	31,803.15
110-3957-6391-810-534	OTHER PURCHASED SERVICES	0.00	0.00	5,030.00	4,745.00

Account Code	Account Description	Budget Requested	1St Prior Year Actual	2Nd Prior Year Actual	3Rd Prior Year Actual
110-1181-6391-105-750	OTHER PURCHASED SERVICES	90,000.00	74,810.24	75,668.51	51,817.49
110-1181-6391-107-750	OTHER PURCHASED SERVICES	62,000.00	61,584.27	54,451.94	53,568.08
OBJECT 6391 TOTAL	OTHER PURCHASED SERVICES	197,250.00	177,401.28	176,173.15	145,449.88
110-2214-6395-840-335	COOP SCHOOL DISTRICTS/Education Plus	0.00	0.00	21,514.00	0.00
110-2319-6395-800-522	COOP SCHOOL DISTRICTS	105,000.00	100,738.00	77,707.00	101,579.00
OBJECT 6395 TOTAL	COOP SCHOOL DISTRICTS	105,000.00	100,738.00	99,221.00	101,579.00
110-2552-6396-606-002	Physical Examinations-RVG	0.00	0.00	0.00	86.00
110-2552-6396-820-541	Physical Examinations	9,000.00	6,594.04	10,002.03	8,043.77
110-2559-6396-820-542	Physical Examinations - EC	750.00	360.00	942.99	490.00
110-2554-6396-820-543	Physical Examinations - SSD	2,000.00	1,502.00	2,291.21	1,773.27
OBJECT 6396 TOTAL	Physical Examinations	11,750.00	8,456.04	13,236.23	10,393.04
110-2540-6398-604-000	CDL License 604	0.00	0.00	0.00	246.00
110-2552-6398-820-541	CDL License	1,250.00	1,774.12	1,315.00	1,273.82
110-2559-6398-820-542	CDL License - EC	150.00	41.16	205.00	45.00
110-2554-6398-820-543	CDL License - SSD	400.00	76.44	160.00	2.50
110-2542-6398-840-550	CDL License	350.00	543.67	358.50	0.00
OBJECT 6398 TOTAL	CDL License	2,150.00	2,436.39	2,038.50	1,567.32
OBJ-HUNDREDS 63xx TOTAL		5,809,855.00	4,004,565.73	4,508,867.94	4,407,730.37
110-1110-6411-402-000	TEACHING SUPPLIES	15,000.00	16,232.63	28,448.95	25,284.15
110-1110-6411-406-000	TEACHING SUPPLIES	31,500.00	29,950.46	29,829.15	26,441.33
110-1110-6411-407-000	TEACHING SUPPLIES	22,412.00	18,228.62	23,743.66	19,268.92
110-1110-6411-408-000	TEACHING SUPPLIES	18,178.00	14,874.12	15,518.76	17,244.49
110-1110-6411-409-000	TEACHING SUPPLIES	8,240.00	7,084.44	4,758.04	7,954.63
110-1110-6411-500-000	TEACHING SUPPLIES	14,836.00	10,906.45	17,282.76	15,003.13
110-1110-6411-502-000	TEACHING SUPPLIES	17,481.00	16,815.00	18,326.54	20,341.62
110-1110-6411-504-000	TEACHING SUPPLIES	15,073.00	14,134.05	22,158.31	27,666.98
110-1110-6411-506-000	TEACHING SUPPLIES	22,032.00	19,994.01	18,069.89	20,337.85
110-1110-6411-510-000	TEACHING SUPPLIES	20,660.00	15,730.99	13,767.59	19,633.66
110-1117-6411-402-000	TEACHING SUPPLIES	1,500.00	1,494.76	1,593.64	7,242.07
110-1117-6411-406-000	TEACHING SUPPLIES	1,200.00	1,399.86	1,891.66	1,899.55
110-1117-6411-407-000	TEACHING SUPPLIES	1,683.00	285.98	615.00	613.30
110-1117-6411-408-000	TEACHING SUPPLIES	2,600.00	2,179.42	2,396.33	4,899.88
110-1117-6411-409-000	TEACHING SUPPLIES	2,238.00	1,646.62	1,586.82	5,275.12
110-1117-6411-500-000	TEACHING SUPPLIES	3,090.00	2,053.26	2,232.03	1,543.94
110-1117-6411-502-000	TEACHING SUPPLIES KG	3,564.00	2,906.00	2,598.36	5,319.92
110-1117-6411-504-000	TEACHING SUPPLIES KG	844.00	1,548.88	1,460.27	602.68
110-1117-6411-506-000	TEACHING SUPPLIES KG	0.00	979.56	2,078.37	4,676.26
110-1117-6411-510-000	TEACHING SUPPLIES KG	685.00	656.12	827.15	742.17
110-1119-6411-320-000	TEACHING SUPPLIES - ELEMENTARY	2,000.00	0.00	467.84	665.62
110-1121-6411-402-000	TEACHING SUPPLIES ART	1,600.00	1,575.00	1,492.67	1,894.88
110-1121-6411-406-000	TEACHING SUPPLIES ART	4,000.00	3,299.58	3,398.85	3,162.21
110-1121-6411-407-000	TEACHING SUPPLIES ART	2,500.00	1,844.25	2,734.21	2,762.32
110-1121-6411-408-000	TEACHING SUPPLIES	2,604.00	2,374.23	2,308.90	2,296.40
110-1121-6411-409-000	TEACHING SUPPLIES ART	3,508.00	2,159.14	3,103.62	1,885.83
110-1121-6411-500-000	TEACHING SUPPLIES ART	2,279.00	1,771.99	2,232.45	1,345.25

Account Code	Account Description	Budget Requested	1St Prior Year Actual	2Nd Prior Year Actual	3Rd Prior Year Actual
110-1121-6411-502-000	TEACHING SUPPLIES	3,055.00	2,437.00	2,114.21	3,655.28
110-1121-6411-504-000	TEACHING SUPPLIES ART	2,548.00	2,118.97	2,246.61	1,467.05
110-1121-6411-506-000	TEACHING SUPPLIES	2,692.00	2,454.08	2,817.87	2,772.43
110-1121-6411-510-000	TEACHING SUPPLIES - ART	1,470.00	1,224.87	1,148.17	1,475.85
110-1130-6411-300-000	TEACHING SUPPLIES	15,677.00	6,451.05	22,756.80	10,490.76
110-1130-6411-302-000	TEACHING SUPPLIES - MAIN	10,000.00	8,451.93	7,126.72	11,453.89
110-1130-6411-304-000	TEACHING SUPPLIES	7,150.00	6,550.40	10,926.04	8,800.68
110-1130-6411-306-000	TEACHING SUPP. - MAIN	11,600.00	10,480.54	12,119.83	12,114.88
110-1131-6411-300-000	TEACHING SUPPLIES - ART	1,118.00	1,264.03	1,118.00	1,257.07
110-1131-6411-302-000	TEACHING SUPPLIES - ART	1,500.00	1,322.45	1,245.00	751.71
110-1131-6411-304-000	TEACHING SUPPLIES - ART	1,340.00	1,050.00	1,700.00	1,549.57
110-1131-6411-306-000	TEACHING SUPP. - ART	2,100.00	2,290.00	2,514.12	2,500.00
110-1132-6411-300-000	TEACHING SUPPLIES COMPUTER	439.00	448.00	397.94	0.00
110-1132-6411-304-000	TEACHING SUPPLIES - COMPUTER	760.00	211.60	320.31	258.17
110-1132-6411-306-000	TEACHING SUPPLIES - COMPUTER	110.00	97.36	62.71	91.77
110-1133-6411-300-000	TEACHING SUPPLIES - LANG. ARTS	2,534.00	2,715.00	1,915.00	1,675.88
110-1133-6411-302-000	TEACHING SUPPLIES - LANG. ARTS	1,000.00	1,376.64	1,417.44	1,175.64
110-1133-6411-304-000	TEACHING SUPPLIES - COM. ARTS	1,525.00	1,537.00	631.92	800.00
110-1133-6411-306-000	TEACHING SUPPLIES - C.A.	2,490.00	2,610.00	2,787.29	1,880.27
110-1134-6411-300-000	TEACHING SUPPLIES-FOREIGN LANG MS	201.00	364.49	200.00	0.00
110-1134-6411-302-000	TEACHING SUPPLIES - FOREIGN LANG.	550.00	453.73	544.06	506.32
110-1134-6411-304-000	TEACHING SUPPLIES - FOREIGN LANGUAGE	450.00	164.51	507.52	402.02
110-1134-6411-306-000	TEACHING SUPPLIES - FOREIGN LANG-MS	655.00	543.39	748.62	0.00
110-1135-6411-300-000	TEACHING SUPPLIES SOCIAL STUDIES	1,594.00	569.36	1,186.50	2,107.06
110-1135-6411-302-000	TEACHING SUPPLIES - SOC. STUDIES	600.00	359.61	553.07	429.19
110-1135-6411-304-000	TEACHING SUPPLIES - SOCIAL STUDIES	740.00	998.89	696.43	752.04
110-1135-6411-306-000	TEACHING SUPPLIES - S.S.	915.00	894.29	1,009.39	1,135.00
110-1137-6411-300-000	TEACHING SUPPLIES - MATH	1,134.00	1,547.92	1,648.34	1,157.78
110-1137-6411-302-000	TEACHING SUPPLIES - MATH	2,600.00	93.95	400.68	102.48
110-1137-6411-304-000	TEACHING SUPPLIES - MATH	980.00	1,765.93	787.91	768.50
110-1137-6411-306-000	TEACHING SUPPLIES - MATH	1,180.00	1,200.00	1,300.00	1,400.00
110-1139-6411-300-000	TEACHING SUPPLIES - SCIENCE	3,564.00	3,826.41	2,847.38	3,412.78
110-1139-6411-302-000	TEACHING SUPPLIES - SCIENCE	7,100.00	3,900.00	3,513.16	3,747.69
110-1139-6411-304-000	TEACHING SUPPLIES - SCIENCE	7,500.00	1,431.85	1,271.24	1,280.24
110-1139-6411-306-000	TEACHING SUPPLIES-SCIENCE	4,175.00	3,532.14	3,765.31	2,871.88
110-1141-6411-300-000	TEACHING SUPPLIES - INDUST. ARTS	1,092.00	1,036.58	1,110.40	2,601.77
110-1141-6411-302-000	TEACHING SUPPLIES - INDUST. ARTS	1,700.00	1,632.79	950.00	0.00
110-1141-6411-304-000	TEACHING SUPPLIES - IND. ARTS	800.00	995.21	925.00	1,524.51
110-1141-6411-306-000	TEACHING SUPPLIES-IND. ARTS	1,700.00	1,091.02	2,899.83	2,997.71
110-1142-6411-300-000	TEACHING SUPPLIES - PLTW	12,000.00	4,026.49	0.00	0.00
110-1142-6411-302-000	TEACHING SUPPLIES - PLTW	8,000.00	3,978.75	0.00	0.00
110-1142-6411-304-000	TEACHING SUPPLIES - PLTW	12,000.00	3,983.48	0.00	0.00
110-1142-6411-306-000	TEACHING SUPPLIES - PLTW	12,130.00	3,991.14	0.00	0.00
110-1143-6411-300-000	TEACHING SUPPLIES - FACS	2,374.00	1,650.51	2,148.10	2,177.52

Account Code	Account Description	Budget Requested	1St Prior Year Actual	2Nd Prior Year Actual	3Rd Prior Year Actual
110-1143-6411-302-000	TEACHING SUPPLIES - FACS	2,700.00	2,595.56	2,515.02	2,888.18
110-1143-6411-304-000	TEACHING SUPPLIES - FACS	3,225.00	1,758.42	2,177.38	2,973.14
110-1143-6411-306-000	TEACHING SUPPLIES - FACS	2,100.00	1,358.80	1,778.07	1,780.00
110-1145-6411-300-000	TEACHING SUPPLIES - MUSIC	1,194.00	1,386.00	1,673.12	2,193.42
110-1145-6411-302-000	TEACHING SUPPLIES - BAND	5,600.00	1,702.94	3,155.39	1,211.98
110-1145-6411-304-000	TEACHING SUPPLIES - BAND	3,850.00	838.28	1,084.35	1,137.90
110-1145-6411-306-000	TEACHING SUPPLIES - BAND	1,550.00	2,008.98	2,104.59	1,933.74
110-1149-6411-300-000	TEACHING SUPPLIES - P.E.	1,180.00	1,344.00	2,793.00	2,373.52
110-1149-6411-302-000	TEACHING SUPPLIES - P.E.	3,200.00	2,811.47	1,779.91	899.12
110-1149-6411-304-000	TEACHING SUPPLIES - P.E.	1,575.00	1,640.00	1,261.94	1,192.78
110-1149-6411-306-000	TEACHING SUPPLIES - PE	1,260.00	1,230.00	1,430.00	1,250.00
110-1150-6411-105-000	TEACHING SUPPLIES	79,000.00	60,875.84	91,364.42	86,425.55
110-1150-6411-107-000	TEACHING SUPPLIES	66,300.00	53,058.89	42,169.79	73,555.91
110-1151-6411-105-000	TEACHING SUPPLIES, ART	18,600.00	18,411.41	17,862.97	16,950.83
110-1151-6411-107-000	TEACHING SUPPLIES - ART	10,900.00	10,246.00	11,217.37	10,784.64
110-1152-6411-105-000	TEACHING SUPPLIES, DRAMA	7,000.00	5,290.77	5,289.03	0.00
110-1152-6411-107-000	TEACHING SUPPLIES - DRAMA	5,405.00	3,362.51	4,268.63	4,482.80
110-1153-6411-105-000	TEACHING SUPPLIES, BUSINESS ED	6,000.00	4,552.46	5,559.13	6,478.62
110-1153-6411-107-000	TEACHING SUPPL - BUSINESS EDUC	4,472.00	4,002.29	3,460.78	3,854.05
110-1153-6411-449-000	TEACHING SUPPLIES	0.00	0.00	0.00	232.92
110-1159-6411-105-000	TEACHING SUPPLIES, FOREIGN LANG	2,000.00	1,336.06	1,998.42	2,859.67
110-1159-6411-107-000	TEACHING SUPPL - FOREIGN LANG	4,108.00	3,886.66	4,714.36	6,213.56
110-1159-6411-203-000	TEACHING SUPPLIES	0.00	0.00	0.00	692.54
110-1159-6411-205-000	TEACHING SUPPLIES - FOREIGN LANG. 205	0.00	0.00	0.00	394.95
110-1161-6411-105-000	TEACHING SUPPLIES, IND. ARTS	10,000.00	14,980.97	16,542.95	20,789.75
110-1161-6411-107-000	TEACHING SUPPLIES - INDUS. ARTS	12,790.00	13,029.35	13,959.75	11,633.41
110-1163-6411-105-000	TEACHING SUPPLIES, MATH	3,500.00	3,024.62	2,936.59	4,020.08
110-1163-6411-107-000	TEACHING SUPPLIES - MATH	6,430.00	5,801.07	6,838.79	6,837.54
110-1165-6411-105-000	TEACHING SUPPLIES, BAND	7,000.00	5,560.96	5,823.53	5,993.95
110-1165-6411-107-000	TEACHING SUPPLIES - BAND	6,500.00	5,978.30	3,355.50	465.00
110-1169-6411-105-000	TEACHING SUPPLIES, SCIENCE	19,400.00	17,630.43	14,609.25	14,520.82
110-1169-6411-107-000	TEACHING SUPPLIES - SCIENCE	21,977.00	10,188.23	12,538.38	13,797.36
110-1171-6411-105-000	TEACHING SUPPLIES, SOC. STUDIES	2,500.00	1,968.07	2,484.14	5,009.19
110-1171-6411-107-000	TEACHING SUPPLIES - SOC STUDIES	5,352.00	4,157.46	5,309.17	5,228.78
110-1173-6411-105-000	TEACHING SUPPLIES, COMM ARTS	6,000.00	5,159.85	5,425.72	5,207.91
110-1173-6411-107-000	TEACHING SUPPLIES-COMM ARTS	6,900.00	4,662.06	6,883.74	7,783.71
110-1175-6411-105-000	TEACHING SUPPLIES, FACS	11,000.00	8,434.88	10,804.96	10,960.48
110-1175-6411-107-000	TEACHING SUPPLIES - FACS	8,535.00	8,117.00	9,080.00	9,081.00
110-1175-6411-417-000	TEACHING SUPPLIES - FACS	0.00	0.00	0.00	3,134.23
110-1179-6411-105-000	TEACHING SUPPLIES, PE & HEALTH	4,000.00	3,495.86	3,436.01	3,943.39
110-1179-6411-107-000	TEACHING SUPPLIES - P.E. & HEALTH	2,880.00	2,602.36	5,144.19	5,196.00
110-1182-6411-320-000	TEACHING SUPPLIES - SECONDARY	4,000.00	0.00	301.44	471.13
110-3512-6411-750-000	TEACHING SUPPLIES	12,000.00	10,275.95	9,178.56	11,082.19
110-1130-6411-205-001	Teaching Supplies SSD	0.00	0.00	0.00	352.09

Account Code	Account Description	Budget Requested	1St Prior Year Actual	2Nd Prior Year Actual	3Rd Prior Year Actual
110-1145-6411-300-001	TEACHING SUPPLIES-Choir	216.00	0.00	0.00	0.00
110-1145-6411-302-001	TEACHING SUPPLIES-Choir	550.00	0.00	0.00	0.00
110-1145-6411-304-001	TEACHING SUPPLIES-Choir	415.00	0.00	0.00	0.00
110-1145-6411-306-001	TEACHING SUPPLIES-Choir	485.00	0.00	0.00	0.00
110-1149-6411-207-001	TEACHING SUPPLIES - HEALTH 207	0.00	0.00	0.00	115.00
110-1165-6411-105-001	TEACHING SUPPLIES, CHOIR	6,000.00	4,317.34	3,736.87	5,369.59
110-1165-6411-107-001	TEACHING SUPPLIES-CHOIR	4,380.00	3,674.14	4,198.35	4,353.00
110-1165-6411-105-002	TEACHING SUPPLIES, STRINGS	1,000.00	441.23	417.99	460.67
110-1165-6411-107-002	TEACHING SUPPLIES - STRINGS	0.00	528.64	700.00	533.45
110-1173-6411-105-003	TEACHING SUPPLIES, BDCAST JRN	3,100.00	3,090.92	1,939.11	2,250.00
110-1173-6411-107-003	TEACHNG SUPPL- BROADCAST JRN	500.00	369.86	500.00	3,381.89
110-1173-6411-105-004	TEACHING SUPPLIES - SPEECH & DEBATE	2,000.00	720.95	981.75	0.00
110-1173-6411-107-004	TEACHING SUPPL-SPEECH & DEBATE	0.00	173.00	3,279.26	0.00
110-1271-6411-800-310	TEACHING SUPPLIES	8,000.00	6,834.25	5,192.30	12,474.36
110-2121-6411-800-310	TEACHING SUPPLIES	0.00	0.00	330.00	0.00
110-1225-6411-800-311	TEACHING SUPPLIES	5,000.00	13,505.12	2,807.00	4,018.45
110-1211-6411-810-316	TEACHING SUPPLIES	13,000.00	9,752.04	9,055.87	9,900.55
110-1212-6411-810-316	TEACHING SUPPLIES	4,000.00	3,548.22	3,989.99	3,638.50
110-1150-6411-810-317	TEACHING SUPPLIES	26,000.00	26,000.00	26,000.00	26,000.00
110-1150-6411-11 5-318	TEACHING SUPPLIES	83,000.00	77,085.12	65,728.63	10,270.16
110-1150-6411-800-331	TEACHING SUPPLIES	22,000.00	12,844.66	5,457.76	8,405.23
110-2212-6411-840-332	TEACHING SUPPLIES	35,000.00	28,569.34	30,381.24	47,922.48
110-2212-6411-840-333	TEACHING SUPPLIES	10,000.00	35,692.92	39,941.65	34,686.82
110-2222-6411-840-336	TEACHING SUPPLIES	34,000.00	0.00	0.00	0.00
110-1110-6411-402-340	TEACHING SUPPLIES	10,200.00	4,393.84	4,153.57	0.00
110-1110-6411-406-340	TEACHING SUPPLIES	10,300.00	5,909.70	4,953.00	0.00
110-1110-6411-407-340	TEACHING SUPPLIES	4,300.00	5,353.82	3,322.88	0.00
110-1110-6411-408-340	TEACHING SUPPLIES	4,700.00	4,550.74	2,792.88	0.00
110-1110-6411-409-340	TEACHING SUPPLIES	7,600.00	3,687.74	3,852.88	0.00
110-1110-6411-500-340	TEACHING SUPPLIES	10,200.00	3,643.51	3,322.88	0.00
110-1110-6411-502-340	TEACHING SUPPLIES	5,250.00	3,983.68	469.00	0.00
110-1110-6411-504-340	TEACHING SUPPLIES	2,250.00	10,958.24	3,261.88	0.00
110-1110-6411-506-340	TEACHING SUPPLIES	1,000.00	6,078.68	5,804.88	0.00
110-1110-6411-510-340	TEACHING SUPPLIES	1,000.00	3,558.76	4,709.24	0.00
110-1130-6411-300-340	TEACHING SUPPLIES-Buerkle	11,600.00	0.00	12,531.58	0.00
110-1130-6411-302-340	TEACHING SUPPLIES - Oakville Middle	3,600.00	11,844.55	0.00	0.00
110-1130-6411-304-340	TEACHING SUPPLIES-Washington	10,200.00	2,976.30	3,072.48	0.00
110-1130-6411-306-340	TEACHING SUPPLIES-Bernard	10,200.00	0.00	4,349.75	0.00
110-1130-6411-800-340	TEACHING SUPPLIES-Curriculum	0.00	0.00	3,832.00	0.00
110-1150-6411-105-340	TEACHING SUPPLIES-MHS	7,000.00	12,196.94	928.98	0.00
110-1150-6411-107-340	TEACHING SUPPLIES-OHS	21,000.00	15,805.05	20,597.07	0.00
110-1150-6411-810-340	TEACHING SUPPLIES-Witzel Alt Academy	0.00	0.00	1,522.48	0.00
110-1281-6411-750-340	TEACHING SUPPLIES-Early Childhood	0.00	3,485.72	3,067.96	0.00
110-1169-6411-840-360	TEACHING SUPPLIES-SCIENCE	0.00	38,673.66	67,488.18	91,962.70

Account Code	Account Description	Budget Requested	1St Prior Year Actual	2Nd Prior Year Actual	3Rd Prior Year Actual
110-1175-6411-417-360	TEACHING SUPPLIES - FACS	0.00	0.00	0.00	3,134.25
110-1161-6411-840-397	TEACHING SUPPLIES-PLTW	0.00	0.00	133,908.33	0.00
110-1321-6411-840-427	TEACHING SUPPLIES-BUSINESS ED.	2,000.00	1,267.50	0.00	1,478.66
110-1331-6411-840-427	TEACHING SUPPLIES-FACS	10,000.00	10,189.84	5,524.02	5,904.51
110-1351-6411-840-427	TEACHING SUPPLIES-MARKETING & COOP ED	1,000.00	612.80	603.00	597.25
110-1371-6411-840-427	TEACHING SUPPLIES-PLTW	55,000.00	30,569.58	64,781.47	55,336.50
110-2213-6411-421-427	TEACHING SUPPLIES 421	0.00	0.00	0.00	57.47
110-1250-6411-840-451	TEACHING SUPPLIES	0.00	44,793.35	64,502.06	19,627.31
110-1271-6411-800-462	TEACHING SUPPLIES - LEP	0.00	0.00	4,740.00	4,719.84
110-1281-6411-750-514	TEACHING SUPPLIES	12,000.00	10,935.85	10,381.04	5,849.27
110-3500-6411-750-516	TEACHING SUPPLIES	0.00	62.00	0.00	0.00
110-1281-6411-810-530	TEACHING SUPPLIES	4,800.00	0.00	0.00	0.00
110-1110-6411-810-532	TEACHING SUPPLIES	12,000.00	11,586.04	7,656.13	8,627.16
110-1130-6411-810-532	TEACHING SUPPLIES	14,000.00	13,701.66	8,448.12	8,627.16
110-1150-6411-810-532	TEACHING SUPPLIES	14,000.00	13,701.65	8,448.13	8,627.16
110-1182-6411-810-534	TEACHING SUPPLIES	0.00	0.00	59.24	0.00
110-1181-6411-107-750	TEACHING SUPPLIES - SPEECH&DEBATE	4,000.00	2,932.00	0.00	0.00
OBJECT 6411 TOTAL	TEACHING SUPPLIES	1,265,978.00	1,104,614.49	1,341,333.96	1,106,146.77
110-2112-6412-305-000	OFFICE SUPPLIES 305	0.00	0.00	0.00	439.57
110-2112-6412-307-000	OFFICE SUPPLIES - ATTENDANCE	0.00	0.00	0.00	662.36
110-2411-6412-105-000	OFFICE SUPPLIES	3,500.00	1,978.70	3,070.62	5,569.63
110-2411-6412-107-000	OFFICE SUPPLIES	7,600.00	2,874.85	7,764.20	7,323.29
110-2411-6412-300-000	OFFICE SUPPLIES	7,680.00	7,208.86	2,713.05	1,167.57
110-2411-6412-302-000	OFFICE SUPPLIES	1,350.00	1,195.25	7,738.37	7,426.54
110-2411-6412-304-000	OFFICE SUPPLIES	5,900.00	4,867.47	6,541.96	5,317.22
110-2411-6412-306-000	OFFICE SUPPLIES	4,400.00	3,789.88	4,305.54	4,438.65
110-2411-6412-402-000	OFFICE SUPPLIES	6,000.00	6,252.91	3,343.85	3,766.25
110-2411-6412-406-000	OFFICE SUPPLIES	4,500.00	3,643.89	4,999.41	3,299.45
110-2411-6412-407-000	OFFICE SUPPLIES	2,200.00	1,919.79	1,965.41	1,271.85
110-2411-6412-408-000	OFFICE SUPPLIES	5,505.00	5,134.33	5,453.72	7,932.79
110-2411-6412-409-000	OFFICE SUPPLIES	3,100.00	3,912.65	1,872.58	3,280.37
110-2411-6412-500-000	OFFICE SUPPLIES	3,338.00	3,777.74	3,143.39	2,952.38
110-2411-6412-502-000	OFFICE SUPPLIES	10,000.00	7,642.00	7,717.63	10,133.76
110-2411-6412-504-000	OFFICE SUPPLIES	2,743.00	2,655.95	3,443.69	2,952.04
110-2411-6412-506-000	OFFICE SUPPLIES	4,000.00	928.13	2,454.79	2,097.98
110-2411-6412-510-000	OFFICE SUPPLIES	3,500.00	3,463.08	5,037.73	3,976.86
110-2541-6412-603-000	OFFICE SUPPLIES 603	0.00	0.00	0.00	435.73
110-2541-6412-604-000	OFFICE SUPPLIES 604	0.00	0.00	0.00	459.74
110-3512-6412-750-000	Office Supplies ECSE Tuition	1,000.00	510.84	862.03	958.90
110-2126-6412-800-309	OFFICE SUPPLIES	250.00	149.58	199.78	47.00
110-2121-6412-800-310	OFFICE SUPPLIES	800.00	706.43	665.43	665.47
110-1211-6412-810-316	OFFICE SUPPLIES	700.00	284.20	280.56	742.05
110-1150-6412-810-317	OFFICE SUPPLIES	1,000.00	439.23	546.47	117.50
110-2212-6412-800-331	OFFICE SUPPLIES	1,500.00	1,054.48	545.86	228.29

Account Code	Account Description	Budget Requested	1St Prior Year Actual	2Nd Prior Year Actual	3Rd Prior Year Actual
110-2212-6412-840-332	OFFICE SUPPLIES	1,000.00	808.31	998.62	208.62
110-2212-6412-840-333	OFFICE SUPPLIES	1,000.00	720.07	978.46	1,500.00
110-2212-6412-840-335	OFFICE SUPPLIES	1,000.00	581.61	895.24	735.80
110-2222-6412-840-336	OFFICE SUPPLIES	750.00	613.61	997.72	0.00
110-2552-6412-820-340	OFFICE SUPPLIES-Transportation	0.00	0.00	1,304.58	0.00
110-1281-6412-750-514	OFFICE SUPPLIES	1,500.00	3,130.45	1,578.22	957.27
110-2134-6412-750-518	OFFICE SUPPLIES	700.00	593.86	696.85	284.05
110-2312-6412-800-521	OFFICE SUPPLIES	200.00	71.98	114.21	197.65
110-2321-6412-800-522	OFFICE SUPPLIES	1,200.00	509.37	257.91	1,147.27
110-2641-6412-800-523	OFFICE SUPPLIES	4,500.00	5,405.20	4,131.48	1,278.60
110-2521-6412-800-524	OFFICE SUPPLIES	6,625.00	8,715.03	3,707.87	1,573.02
110-2523-6412-800-524	OFFICE SUPPLIES -	0.00	0.00	728.75	7,592.89
110-2211-6412-800-526	OFFICE SUPPLIES	400.00	376.55	397.54	361.73
110-2211-6412-800-527	OFFICE SUPPLIES	350.00	362.83	220.35	252.28
110-2664-6412-810-530	OFFICE SUPPLIES	2,000.00	843.81	819.31	1,456.26
500-2561-6412-810-531	OFFICE SUPPLIES	4,000.00	4,899.64	4,669.78	3,311.84
110-2574-6412-810-532	OFFICE SUPPLIES	21,000.00	11,560.34	13,458.63	11,264.53
110-2631-6412-810-533	OFFICE SUPPLIES	400.00	72.54	124.65	167.80
110-2552-6412-820-541	OFFICE SUPPLIES	1,200.00	733.28	1,263.75	1,153.84
110-2542-6412-840-550	OFFICE SUPPLIES	700.00	551.11	882.92	56.03
110-2542-6412-840-560	OFFICE SUPPLIES	500.00	0.00	66.69	109.09
110-1181-6412-105-750	OFFICE SUPPLIES	500.00	591.04	439.91	360.50
110-1181-6412-107-750	OFFICE SUPPLIES	700.00	753.39	785.50	735.82
OBJECT 6412 TOTAL	OFFICE SUPPLIES	130,791.00	106,284.26	114,185.01	112,368.13
110-2540-6413-604-000	REPAIR PARTS 604	0.00	0.00	0.00	19,340.74
110-2664-6413-810-530	REPAIR PARTS	23,000.00	21,585.42	34,221.68	6,980.30
500-2562-6413-810-531	REPAIR PARTS	20,000.00	14,041.40	20,607.17	25,491.82
110-2552-6413-820-541	REPAIR PARTS	118,000.00	92,947.90	120,479.72	88,829.71
110-2559-6413-820-542	REPAIR PARTS - EC	6,000.00	3,409.98	6,478.55	1,792.34
110-2554-6413-820-543	REPAIR PARTS - SSD	20,000.00	12,140.49	16,337.42	14,099.55
110-2542-6413-840-550	REPAIR PARTS	45,000.00	19,183.64	32,189.06	25,532.21
OBJECT 6413 TOTAL	REPAIR PARTS	232,000.00	163,308.83	230,313.60	182,066.67
110-1151-6414-818-001	ONE-TO-ONE TECHNOLOGY REPAIRS	0.00	0.00	0.00	14,284.50
110-2225-6414-810-530	ONE-TO-ONE TECHNOLOGY	500,000.00	0.00	499,602.76	500,789.91
OBJECT 6414 TOTAL	ONE-TO-ONE TECHNOLOGY	500,000.00	0.00	499,602.76	515,074.41
110-2573-6415-800-524	SUPPLIES WAREHOUSING	2,000.00	2,135.29	-1,647.14	-4,751.38
110-2664-6415-810-530	SUPPLIES WAREHOUSING	0.00	-4,879.67	-2.93	-117.63
OBJECT 6415 TOTAL	SUPPLIES WAREHOUSING	2,000.00	-2,744.38	-1,650.07	-4,869.01
110-2123-6416-418-000	TEST MATERIALS	0.00	0.00	0.00	61,031.45
110-2123-6416-800-331	TEST MATERIALS	200,000.00	42,089.22	64,075.97	0.00
OBJECT 6416 TOTAL	TEST MATERIALS	200,000.00	42,089.22	64,075.97	61,031.45
110-1110-6431-102-000	TEXTBOOK	0.00	0.00	0.00	42,915.75
110-1110-6431-106-000	TEXTBOOK	0.00	0.00	0.00	10,496.10
110-1110-6431-108-000	TEXTBOOKS	0.00	0.00	0.00	8,923.98
110-1110-6431-110-000	TEXTBOOKS	0.00	0.00	0.00	47,392.75

Account Code	Account Description	Budget Requested	1St Prior Year Actual	2Nd Prior Year Actual	3Rd Prior Year Actual
110-1110-6431-111-000	TEXTBOOKS	0.00	0.00	0.00	36,147.95
110-1110-6431-112-000	TEXTBOOKS	0.00	0.00	0.00	48,388.62
110-1110-6431-114-000	TEXTBOOK	0.00	0.00	0.00	8,715.68
110-1110-6431-116-000	TEXTBOOK	0.00	0.00	0.00	55,834.67
110-1110-6431-118-000	TEXTBOOKS	0.00	0.00	0.00	8,201.83
110-1110-6431-120-000	TEXTBOOKS	0.00	0.00	0.00	9,082.76
110-1130-6431-203-000	TEXTBOOKS	0.00	0.00	0.00	12,738.64
110-1130-6431-205-000	TEXTBOOKS	0.00	0.00	0.00	12,173.68
110-1130-6431-207-000	TEXTBOOKS	0.00	0.00	0.00	12,374.66
110-1130-6431-209-000	TEXTBOOKS	0.00	0.00	0.00	12,614.44
110-1150-6431-305-000	TEXTBOOKS	0.00	0.00	0.00	24,798.94
110-1150-6431-307-000	TEXTBOOKS	0.00	0.00	0.00	22,804.56
110-1110-6431-800-331	TEXTBOOKS	1,302,000.00	55,274.02	139,331.17	29,621.40
110-1130-6431-800-331	TEXTBOOKS	0.00	78,516.65	161,109.00	8,592.50
110-1150-6431-800-331	TEXTBOOKS	0.00	187,114.47	65,822.22	10,144.50
OBJECT 6431 TOTAL	TEXTBOOK	1,302,000.00	320,905.14	366,262.39	421,963.41
110-2222-6441-203-000	LIBRARY BOOKS 203	0.00	0.00	0.00	6,437.93
110-2222-6441-205-000	LIBRARY BOOKS 205	0.00	0.00	0.00	5,563.49
110-2222-6441-207-000	LIBRARY BOOKS 207	0.00	0.00	0.00	5,820.44
110-2222-6441-209-000	LIBRARY BOOKS 209	0.00	0.00	0.00	5,327.50
110-2222-6441-305-000	LIBRARY BOOKS	0.00	0.00	0.00	17,578.66
110-2222-6441-307-000	LIBRARY BOOKS	0.00	0.00	0.00	15,959.38
110-2222-6441-105-336	LIBRARY BOOKS - MHS	0.00	0.00	17,698.82	0.00
110-2222-6441-107-336	LIBRARY BOOKS - OHS	0.00	0.00	16,224.93	0.00
110-2222-6441-300-336	LIBRARY BOOKS - Buerkle	0.00	0.00	5,718.01	0.00
110-2222-6441-302-336	LIBRARY BOOKS - OMS	0.00	0.00	6,076.01	0.00
110-2222-6441-304-336	LIBRARY BOOKS - WMS	0.00	0.00	5,342.26	0.00
110-2222-6441-306-336	LIBRARY BOOKS - Bernard	0.00	0.00	6,504.15	0.00
110-2222-6441-840-336	LIBRARY BOOKS	150,000.00	0.00	53,571.43	50,584.07
OBJECT 6441 TOTAL	LIBRARY BOOKS	150,000.00	0.00	111,135.61	107,271.47
110-2222-6451-105-000	PERIODICALS	0.00	-70.20	0.00	999.65
110-2222-6451-107-000	PERIODICALS	0.00	-25.32	0.00	1,525.67
110-2222-6451-203-000	PERIODICALS - LIBRARY 203	0.00	0.00	0.00	621.64
110-2222-6451-205-000	PERIODICALS 205	0.00	0.00	0.00	575.15
110-2222-6451-207-000	PERIODICALS 207	0.00	0.00	0.00	352.92
110-2222-6451-209-000	PERIODICALS 209	0.00	0.00	0.00	573.86
110-2222-6451-105-336	PERIODICALS - MHS	0.00	0.00	1,351.66	0.00
110-2222-6451-107-336	PERIODICALS - OHS	0.00	0.00	1,277.69	0.00
110-2222-6451-300-336	PERIODICALS - Buerkle	0.00	0.00	491.30	0.00
110-2222-6451-302-336	PERIODICALS - OMS	0.00	0.00	554.14	0.00
110-2222-6451-304-336	PERIODICALS - WMS	0.00	0.00	481.26	0.00
110-2222-6451-306-336	PERIODICALS - Bernard	0.00	0.00	576.74	0.00
110-2222-6451-840-336	PERIODICALS	26,200.00	0.00	3,993.02	3,937.70
110-2521-6451-800-524	PERIODICALS	400.00	382.87	0.00	0.00

Account Code	Account Description	Budget Requested	1St Prior Year Actual	2Nd Prior Year Actual	3Rd Prior Year Actual
OBJECT 6451 TOTAL	PERIODICALS	26,600.00	287.35	8,725.81	8,586.59
500-2562-6471-810-531	FOOD SUPPLIES	1,625,000.00	1,379,379.93	1,578,298.09	1,592,073.76
OBJECT 6471 TOTAL	FOOD SUPPLIES	1,625,000.00	1,379,379.93	1,578,298.09	1,592,073.76
110-2542-6481-102-000	ELECTRIC 102	0.00	0.00	0.00	73,242.78
110-2542-6481-105-000	ELECTRIC	0.00	217,319.06	255,219.64	50,864.79
110-2542-6481-106-000	ELECTRIC 106	0.00	0.00	0.00	45,845.91
110-2542-6481-107-000	ELECTRIC	0.00	205,983.28	234,059.07	42,978.89
110-2542-6481-108-000	ELECTRIC 108	0.00	0.00	0.00	52,583.51
110-2542-6481-110-000	ELECTRIC 110	0.00	0.00	0.00	75,817.55
110-2542-6481-111-000	ELECTRIC 111	0.00	0.00	0.00	64,350.08
110-2542-6481-112-000	ELECTRIC 112	0.00	0.00	0.00	49,566.47
110-2542-6481-114-000	ELECTRIC 114	0.00	0.00	0.00	72,142.32
110-2542-6481-116-000	ELECTRIC 116	0.00	0.00	0.00	46,720.00
110-2542-6481-118-000	ELECTRIC 118	0.00	0.00	0.00	38,284.44
110-2542-6481-120-000	ELECTRIC 120	0.00	0.00	0.00	41,703.97
110-2542-6481-203-000	ELECTRIC 203	0.00	0.00	0.00	81,992.83
110-2542-6481-205-000	ELECTRIC 205	0.00	0.00	0.00	74,648.18
110-2542-6481-207-000	ELECTRIC 207	0.00	0.00	0.00	77,152.75
110-2542-6481-209-000	ELECTRIC 209	0.00	0.00	0.00	82,465.10
110-2542-6481-300-000	ELECTRIC	0.00	89,614.26	99,194.43	17,650.95
110-2542-6481-302-000	ELECTRIC	0.00	80,280.36	93,237.13	17,684.30
110-2542-6481-304-000	ELECTRIC	0.00	88,552.14	98,564.80	18,710.09
110-2542-6481-305-000	ELECTRIC 305	0.00	0.00	0.00	211,206.35
110-2542-6481-306-000	ELECTRIC	0.00	95,128.35	111,848.20	20,808.36
110-2542-6481-307-000	ELECTRIC 307	0.00	0.00	0.00	180,714.19
110-2542-6481-309-000	ELECTRIC 309	0.00	0.00	0.00	14,783.68
110-2542-6481-311-000	ELECTRIC 311	0.00	0.00	0.00	22,758.47
110-2542-6481-330-000	ELECTRIC	0.00	0.00	0.00	23,247.96
110-2542-6481-402-000	ELECTRIC	0.00	88,258.77	105,955.55	18,896.80
110-2542-6481-406-000	ELECTRIC	0.00	50,377.90	58,128.56	11,314.29
110-2542-6481-407-000	ELECTRIC	0.00	56,404.50	68,249.20	12,144.23
110-2542-6481-408-000	ELECTRIC	0.00	77,458.90	92,019.14	17,114.52
110-2542-6481-409-000	ELECTRIC	0.00	69,018.21	79,739.78	15,617.81
110-2542-6481-500-000	ELECTRIC	0.00	62,996.93	70,868.77	13,973.89
110-2542-6481-502-000	ELECTRIC	0.00	81,516.65	84,473.58	14,608.97
110-2542-6481-504-000	ELECTRIC	0.00	45,945.37	55,134.99	11,441.35
110-2542-6481-506-000	ELECTRIC	0.00	46,080.07	54,073.07	10,567.26
110-2542-6481-510-000	ELECTRIC	0.00	40,139.28	49,151.79	10,384.38
110-2542-6481-604-000	ELECTRIC	0.00	0.00	0.00	1,827.60
110-2542-6481-612-000	ELECTRIC 612	0.00	0.00	0.00	9,962.59
110-2542-6481-800-000	ELECTRIC	1,592,000.00	18,503.94	32,828.08	30,698.29
110-2542-6481-810-000	ELECTRIC	20,000.00	17,549.01	19,245.49	3,641.76
110-2542-6481-830-000	ELECTRIC	34,000.00	34,346.48	33,744.64	6,552.50
110-2542-6481-840-000	ELECTRIC - JB Building	0.00	9,939.46	10,401.68	2,002.88

Account Code	Account Description	Budget Requested	1St Prior Year Actual	2Nd Prior Year Actual	3Rd Prior Year Actual
110-2542-6481-115-318	ELECTRIC	30,000.00	20,940.32	24,440.59	0.00
110-1287-6481-750-514	ELECTRIC	21,000.00	19,924.56	20,965.63	20,502.84
110-2542-6481-800-525	ELECTRIC	0.00	7,344.46	0.00	0.00
500-2562-6481-810-531	ELECTRIC	110,000.00	95,082.39	109,168.73	107,034.83
110-2552-6481-820-541	ELECTRIC	15,000.00	12,179.60	14,004.23	14,369.85
110-2554-6481-820-543	ELECTRIC	3,000.00	2,149.21	2,471.30	2,535.85
110-2542-6481-840-550	ELECTRIC	0.00	2,699.70	0.00	0.00
110-2542-6481-105-637	ELECTRIC	0.00	7,899.40	0.00	0.00
OBJECT 6481 TOTAL	ELECTRIC	1,825,000.00	1,643,632.56	1,877,188.07	1,833,116.41
110-2542-6483-102-000	FUEL FOR HEAT 102	0.00	0.00	0.00	5,570.02
110-2542-6483-105-000	FUEL FOR HEAT - MHS	0.00	30,477.88	54,979.26	33,916.67
110-2542-6483-106-000	FUEL FOR HEAT 106	0.00	0.00	0.00	7,637.79
110-2542-6483-107-000	FUEL FOR HEAT - OHS	0.00	25,613.71	47,300.60	28,070.08
110-2542-6483-108-000	FUEL FOR HEAT 108	0.00	0.00	0.00	6,129.18
110-2542-6483-111-000	FUEL FOR HEAT 111	0.00	0.00	0.00	3,519.18
110-2542-6483-112-000	FUEL FOR HEAT 112	0.00	0.00	0.00	11,282.52
110-2542-6483-114-000	FUEL FOR HEAT 114	0.00	0.00	0.00	12,499.30
110-2542-6483-115-000	FUEL FOR HEAT	0.00	0.00	1,183.23	0.00
110-2542-6483-116-000	FUEL FOR HEAT 116	0.00	0.00	0.00	7,722.90
110-2542-6483-118-000	FUEL FOR HEAT 118	0.00	0.00	0.00	8,663.95
110-2542-6483-120-000	FUEL FOR HEAT 120	0.00	0.00	0.00	5,761.61
110-2542-6483-203-000	FUEL FOR HEAT 203	0.00	0.00	0.00	23,293.69
110-2542-6483-205-000	FUEL FOR HEAT 205	0.00	0.00	0.00	8,508.67
110-2542-6483-207-000	FUEL FOR HEAT 207	0.00	0.00	0.00	12,182.88
110-2542-6483-209-000	FUEL FOR HEAT 209	0.00	0.00	0.00	15,646.26
110-2542-6483-300-000	FUEL FOR HEAT - Buerkle	0.00	8,114.20	13,591.33	5,937.29
110-2542-6483-302-000	FUEL FOR HEAT - Oakville Middle	0.00	6,529.24	13,776.44	6,646.48
110-2542-6483-304-000	FUEL FOR HEAT - Washington	0.00	12,300.12	22,144.12	9,614.91
110-2542-6483-305-000	FUEL FOR HEAT 305	0.00	0.00	0.00	21,447.36
110-2542-6483-306-000	FUEL FOR HEAT - Bernard	0.00	16,734.98	30,487.10	13,416.49
110-2542-6483-307-000	FUEL FOR HEAT 307	0.00	0.00	0.00	19,734.72
110-2542-6483-309-000	FUEL FOR HEAT 309	0.00	0.00	0.00	6,346.44
110-2542-6483-311-000	FUEL FOR HEAT 311	0.00	0.00	0.00	7,141.97
110-2542-6483-402-000	FUEL FOR HEAT - Beasley	0.00	4,410.66	8,059.47	4,052.50
110-2542-6483-406-000	FUEL FOR HEAT - Bierbaum	0.00	8,378.79	11,613.86	6,281.98
110-2542-6483-407-000	FUEL FOR HEAT - Blades	0.00	5,086.69	9,596.40	5,219.07
110-2542-6483-408-000	FUEL FOR HEAT	0.00	1,329.17	1,425.31	997.83
110-2542-6483-409-000	FUEL FOR HEAT - Hagemann	0.00	3,433.99	6,065.35	2,473.61
110-2542-6483-500-000	FUEL FOR HEAT - Oakville Elem.	0.00	11,547.04	18,636.44	6,291.29
110-2542-6483-502-000	FUEL FOR HEAT - Point	0.00	9,051.91	15,915.72	7,422.94
110-2542-6483-504-000	FUEL FOR HEAT - Rogers	0.00	7,951.61	17,230.88	7,357.89
110-2542-6483-506-000	FUEL FOR HEAT - Trautwein	0.00	6,628.70	12,530.81	6,380.66
110-2542-6483-510-000	FUEL FOR HEAT - Wohlwend	0.00	4,476.26	7,996.22	4,767.91
110-2542-6483-612-000	FUEL FOR HEAT 612	0.00	0.00	0.00	9,605.99

Account Code	Account Description	Budget Requested	1St Prior Year Actual	2Nd Prior Year Actual	3Rd Prior Year Actual
110-2542-6483-800-000	FUEL FOR HEAT	282,000.00	3,777.69	25,767.40	7,359.46
110-2542-6483-810-000	FUEL FOR HEAT - Witzel Building	12,000.00	6,685.76	12,023.20	5,331.28
110-2542-6483-830-000	FUEL FOR HEAT - Swimming Pool	11,000.00	5,803.92	11,146.29	4,656.22
110-2542-6483-840-000	FUEL FOR HEAT - JB Building	0.00	7,467.62	14,568.57	7,538.97
110-2542-6483-115-318	FUEL FOR HEAT	13,000.00	7,334.84	13,069.37	13,459.35
110-2542-6483-812-506	FUEL FOR HEAT - Use 330-SCOPE	0.00	0.00	0.00	639.52
110-1287-6483-750-514	FUEL FOR HEAT	8,000.00	5,771.94	8,403.48	14,043.55
500-2562-6483-810-531	FUEL FOR HEAT	20,000.00	10,643.68	19,160.67	21,263.44
110-2552-6483-820-541	FUEL FOR HEAT	3,000.00	1,360.71	2,713.93	4,818.50
110-2554-6483-820-543	FUEL FOR HEAT - SSD	1,000.00	240.06	478.83	850.32
OBJECT 6483 TOTAL	FUEL FOR HEAT	350,000.00	211,151.17	399,864.28	421,502.64
110-2540-6486-604-000	GASOLINE/DIESEL 604	0.00	0.00	0.00	67,430.92
110-2664-6486-810-530	GASOLINE/DIESEL	5,000.00	2,447.09	3,992.13	5,101.31
500-2562-6486-810-531	GASOLINE/DIESEL	7,000.00	3,440.99	6,689.70	7,690.64
110-3957-6486-810-534	GASOLINE/DIESEL	1,000.00	666.30	1,016.97	1,621.89
110-2552-6486-820-541	GASOLINE/DIESEL	310,000.00	149,219.56	259,074.44	351,577.05
110-2558-6486-820-541	GASOLINE/DIESEL	2,000.00	1,035.99	2,074.55	2,827.96
110-2559-6486-820-542	GASOLINE/DIESEL - EC	26,000.00	13,071.09	20,257.01	26,683.07
110-2554-6486-820-543	GASOLINE/DIESEL - SSD	64,000.00	28,753.28	49,934.65	58,037.04
110-2542-6486-840-550	GASOLINE/DIESEL	53,000.00	32,203.30	53,247.61	661.49
OBJECT 6486 TOTAL	GASOLINE/DIESEL	468,000.00	230,837.60	396,287.06	521,631.37
110-1110-6491-402-000	OTHER SUPPLIES/MATERIAL	0.00	0.00	719.00	0.00
110-1110-6491-407-000	OTHER SUPPLIES/MATERIAL	225.00	310.17	0.00	0.00
110-1110-6491-409-000	OTHER SUPPLIES/MATERIAL	2,600.00	3,186.20	4,369.64	0.00
110-1129-6491-143-000	OTHER SUPPLIES/MATERIAL 143	0.00	0.00	0.00	977.95
110-1130-6491-203-000	OTHER SUPPLIES/MATERIAL	0.00	0.00	0.00	480.00
110-1150-6491-105-000	OTHER SUPPLIES/MATERIAL	27,000.00	8,854.34	28,739.22	24,962.87
110-1150-6491-107-000	OTHER SUPPLIES/MATERIAL	25,000.00	5,197.58	23,021.77	24,369.29
110-1165-6491-105-000	OTHER SUPPLIES/MATERIAL	0.00	0.00	60,696.90	0.00
110-1165-6491-307-000	OTHER SUPPLIES/MATERIAL	0.00	0.00	0.00	29,407.30
110-2122-6491-105-000	OTHER SUPPLIES/MATERIAL	1,400.00	366.51	1,430.65	1,765.34
110-2122-6491-107-000	OTHER SUPPLIES/MATERIAL	4,500.00	1,620.25	4,683.93	2,909.81
110-2122-6491-300-000	OTHER SUPPLIES/MATERIAL	194.00	88.85	216.00	432.70
110-2122-6491-302-000	OTHER SUPPLIES/MATERIAL	250.00	250.00	215.48	241.50
110-2122-6491-304-000	OTHER SUPPLIES/MATERIAL	525.00	553.00	0.00	0.00
110-2122-6491-306-000	OTHER SUPPLIES-COUNSELOR	150.00	195.20	227.67	211.02
110-2134-6491-105-000	OTHER SUPPLIES/MATERIAL	900.00	519.18	369.12	829.45
110-2134-6491-107-000	OTHER SUPPLIES/MATERIAL	940.00	966.71	988.12	975.00
110-2212-6491-440-000	OTHER SUPPLIES/MATERIAL 440	0.00	0.00	0.00	358.00
110-2222-6491-203-000	OTHER SUPP./MATERIALS-LIB 203	0.00	0.00	0.00	750.00
110-2222-6491-205-000	OTHER SUPPLIES/MATERIAL 205	0.00	0.00	0.00	750.00
110-2222-6491-207-000	OTHER SUPPLIES/MATERIAL 207	0.00	0.00	0.00	748.40
110-2222-6491-209-000	OTHER SUPPLIES/MATERIAL 209	0.00	0.00	0.00	750.00
110-2222-6491-305-000	OTHER SUPPLIES/MATERIAL 305	0.00	0.00	0.00	2,995.03

Account Code	Account Description	Budget Requested	1St Prior Year Actual	2Nd Prior Year Actual	3Rd Prior Year Actual
110-2222-6491-307-000	OTHER SUPPLIES/MATERIAL 307	0.00	0.00	0.00	2,988.93
110-2223-6491-105-000	OTHER SUPPLIES/MATERIAL	4,000.00	4,008.88	4,487.30	3,892.97
110-2223-6491-107-000	OTHER SUPPLIES/MATERIAL	4,500.00	0.00	4,268.55	4,998.84
110-2542-6491-830-000	OTHER SUPPLIES/MATERIAL	0.00	3,235.35	5,114.37	3,972.58
110-3200-6491-311-000	OTHER SUPPLIES/MATERIAL 311	0.00	0.00	0.00	88.42
110-2121-6491-800-310	OTHER SUPPLIES/MATERIAL	18,000.00	239.64	23,875.49	16,073.98
110-2122-6491-800-310	OTHER SUPPLIES/MATERIAL	0.00	13,604.72	0.00	0.00
110-1150-6491-810-317	OTHER SUPPLIES/MATERIAL	0.00	188.41	163.72	173.92
110-1150-6491-115-318	OTHER SUPPLIES/MATERIAL	15,000.00	13,696.55	13,136.41	16,598.28
110-2212-6491-800-331	OTHER SUPPLIES/MATERIAL	0.00	512.20	18,703.54	3,975.52
600-1401-6491-800-331	OTHER SUPPLIES/MATERIAL	0.00	396.25	784.82	627.00
110-1150-6491-105-334	OTHER SUPPLIES/MATL-AUDITORIUM	4,250.00	2,504.08	0.00	0.00
110-2212-6491-800-334	OTHER SUPPLIES/MATERIAL	10,000.00	0.00	3,975.90	0.00
600-1401-6491-800-334	OTHER SUPPLIES/MATERIAL	0.00	-4,201.81	0.00	0.00
110-2222-6491-840-336	OTHER SUPPLIES/MATERIAL	0.00	29,045.50	28,995.90	25,199.20
110-2223-6491-840-336	OTHER SUPPLIES/MATERIAL -AV	20,000.00	19,335.06	23,661.34	10,247.14
600-2222-6491-840-336	OTHER SUPPLIES/MATERIAL	0.00	168.90	-647.82	-374.50
110-2222-6491-840-340	OTHER SUPPLIES/MATERIALS - LRC	0.00	14,938.80	-0.04	0.00
110-1371-6491-421-427	OTHER SUPPLIES/MATERIAL	0.00	0.00	0.00	197.44
110-1250-6491-840-451	OTHER SUPPLIES/MATERIAL	10,000.00	0.00	156.05	706.24
110-2213-6491-840-451	OTHER SUPPL/MATERIAL - PROF DEV	1,000.00	2,156.01	1,113.70	2,268.40
110-3912-6491-840-451	OTHER SUPPL/MATERIAL-PARENT INVOLVEMENT	11,000.00	9,397.33	12,204.63	22,054.69
110-2213-6491-800-462	OTHER SUPPLIES/MATERIAL	3,000.00	564.67	0.00	0.00
110-2213-6491-840-465	OTHER SUPPLIES/MATERIAL	3,000.00	8,395.14	6,299.75	13,500.27
110-1271-6491-800-497	OTHR SUPPLS/MATL-REFUGEE GRNT	4,000.00	4,176.63	16,494.88	0.00
110-2213-6491-800-497	OTHER SUPPLIES/MATERIAL	1,000.00	0.00	0.00	0.00
110-1281-6491-750-514	OTHER SUPPLIES/MATERIAL	2,000.00	3,492.24	2,505.94	1,620.74
110-3500-6491-750-516	OTHER SUPPLIES/MATERIAL	1,000.00	564.34	3,472.35	47.12
110-2134-6491-750-518	OTHER SUPPLIES/MATERIAL	27,000.00	4,920.77	6,925.70	16,597.32
600-1401-6491-750-518	OTHER SUPPLIES/MATERIAL	0.00	21,527.01	30,743.72	13,204.35
110-2319-6491-800-521	OTHER SUPPLIES/MATERIAL	3,000.00	1,219.81	7,798.63	1,221.48
600-1401-6491-800-521	OTHER SUPPLIES/MATERIAL	0.00	-438.10	6,698.92	7,507.60
110-2321-6491-800-522	OTHER SUPPLIES/MATERIAL	2,000.00	2,739.90	2,694.14	1,068.20
110-2641-6491-800-523	OTHER SUPPLIES/MATERIAL	800.00	456.52	4,483.89	229.86
110-2521-6491-800-524	OTHER SUPPLIES/MATERIAL	0.00	0.00	0.00	35.91
110-2542-6491-800-525	OTHER SUPPLIES/MATERIAL	1,000.00	339.48	786.31	1,443.46
110-2211-6491-800-526	OTHER SUPPLIES/MATERIAL	0.00	0.00	31.46	13.50
110-2641-6491-800-526	OTHER SUPPLIES/MATERIAL	0.00	66.47	955.76	851.30
110-2641-6491-800-527	OTHER SUPPLIES/MATERIAL	250.00	66.47	1,689.14	388.51
110-2222-6491-810-530	OTHER SUPPLIES/MATERIAL	23,000.00	0.00	0.00	0.00
110-2664-6491-810-530	OTHER SUPPLIES/MATERIAL	1,103,485.00	743,872.66	842,163.66	794,773.13
500-2562-6491-810-531	OTHER SUPPLIES/MATERIAL	30,000.00	16,778.58	26,392.89	32,264.24
600-1401-6491-810-531	OTHER SUPPLIES/MATERIAL	0.00	411.46	157.00	592.84
110-2631-6491-810-533	OTHER SUPPLIES/MATERIAL	4,000.00	3,367.44	3,719.09	4,663.16

Account Code	Account Description	Budget Requested	1St Prior Year Actual	2Nd Prior Year Actual	3Rd Prior Year Actual
600-1401-6491-810-533	OTHER SUPPLIES/MATERIAL	0.00	0.00	8,591.05	3,667.46
110-3957-6491-810-534	OTHER SUPPLIES/MATERIAL	0.00	0.00	1,052.28	1,605.84
600-1401-6491-810-534	OTHER SUPPLIES/MATERIAL	0.00	26,880.05	52,399.02	24,419.90
110-2552-6491-820-541	OTHER SUPPLIES/MATERIAL	15,000.00	11,230.88	19,639.99	17,725.14
110-2558-6491-820-541	OTHER SUPPLIES/MATERIAL	0.00	0.00	191.25	13.18
600-1401-6491-820-541	OTHER SUPPLIES/MATERIAL	0.00	1,185.39	1,730.61	832.15
110-2559-6491-820-542	OTHER SUPPLIES/MATERIAL - EC	2,500.00	2,507.85	1,136.03	1,028.25
110-2554-6491-820-543	OTHER SUPPLIES/MATERIAL - SSD	2,000.00	818.10	1,889.84	2,960.16
110-2542-6491-800-550	OTHER SUPPLIES/MATERIAL	110,000.00	0.00	0.00	0.00
110-2542-6491-840-550	OTHER SUPPLIES/MATERIAL	345,000.00	204,134.08	336,585.62	312,814.85
110-2543-6491-840-550	OTHER SUPPLIES/MATERIAL	0.00	0.00	-75.00	22,050.42
600-1401-6491-840-550	OTHER SUPPLIES/MATERIAL	0.00	1,714.00	3,154.62	3,138.49
110-2542-6491-840-560	OTHER SUPPLIES/MATERIAL	150,000.00	108,803.28	168,049.52	142,738.98
600-1401-6491-800-603	OTHER SUPPLIES/MATERIAL	0.00	148,972.46	144,828.60	71,522.59
600-1401-6491-800-604	OTHER SUPPLIES/MATERIAL	0.00	483.91	556.54	632.08
600-1410-6491-800-605	OTHER SUPPLIES/MATERIAL	0.00	-873.11	1,373.11	1,378.08
600-1401-6491-750-613	OTHER SUPPLIES/MATERIAL	0.00	2,088.71	3,039.69	2,678.66
600-1401-6491-750-614	OTHER SUPPLIES/MATERIAL	0.00	4,856.85	7,120.16	3,312.58
600-1401-6491-750-615	OTHER SUPPLIES/MATERIAL	0.00	1,155.33	1,346.72	1,632.12
600-1450-6491-810-616	OTHER SUPPLIES/MATERIAL	0.00	867.57	2,206.18	824.00
600-1401-6491-115-617	OTHER SUPPLIES/MATERIAL	0.00	330.00	1,353.70	2,992.41
600-1450-6491-810-618	OTHER SUPPLIES/MATERIAL	0.00	1,070.86	808.14	718.26
600-1450-6491-810-619	OTHER SUPPLIES/MATERIAL	0.00	11,000.00	0.00	0.00
600-1401-6491-810-620	OTHER SUPPLIES/MATERIAL	0.00	3,913.97	4,268.37	43.00
600-1401-6491-810-621	OTHER SUPPLIES/MATERIAL	0.00	144.00	1,153.45	0.00
600-1401-6491-810-622	OTHER SUPPLIES/MATERIAL	0.00	0.00	1,538.00	161.23
600-1450-6491-107-629	OTHER SUPPLIES/MATERIAL	0.00	2,281.04	2,043.45	1,234.29
600-1450-6491-107-630	OTHER SUPPLIES/MATERIAL	0.00	45.99	403.65	549.59
600-1450-6491-107-632	OTHER SUPPLIES/MATERIAL	0.00	492.99	1,469.93	0.00
600-1450-6491-107-633	OTHER SUPPLIES/MATERIAL	0.00	1,680.00	1,530.00	2,130.00
600-1450-6491-107-634	OTHER SUPPLIES/MATERIAL	0.00	3,972.24	11,507.74	18,774.25
600-1450-6491-105-635	OTHER SUPPLIES/MATERIAL	0.00	3,148.99	2,427.09	0.00
600-1401-6491-105-637	OTHER SUPPLIES/MATERIAL	0.00	2,345.15	51,019.33	0.00
600-1401-6491-800-638	OTHER SUPPLIES/MATERIAL	0.00	7,320.71	19,298.99	12,154.53
600-1410-6491-502-639	OTHER SUPPLIES/MATERIAL	0.00	1,489.74	3,143.92	2,632.64
600-1410-6491-510-639	OTHER SUPPLIES/MATERIAL	0.00	1,521.15	0.00	0.00
600-1430-6491-304-640	OTHER SUPPLIES/MATERIAL	0.00	107.46	91.44	656.55
600-1430-6491-304-641	OTHER SUPPLIES/MATERIAL	0.00	150.73	409.60	574.79
600-1430-6491-304-642	OTHER SUPPLIES/MATERIAL	0.00	143.61	706.64	94.35
600-1430-6491-304-643	OTHER SUPPLIES/MATERIAL	0.00	4,824.91	5,052.31	4,368.99
600-1401-6491-810-644	OTHER SUPPLIES/MATERIAL	0.00	0.00	8,908.04	192.68
600-1430-6491-304-644	OTHER SUPPLIES/MATERIAL	0.00	1,813.71	6,559.39	13,022.99
600-1450-6491-107-645	OTHER SUPPLIES/MATERIAL	0.00	21.74	546.99	265,509.70
600-1450-6491-105-646	OTHER SUPPLIES/MATERIAL	0.00	0.00	316.42	301.15

Account Code	Account Description	Budget Requested	1St Prior Year Actual	2Nd Prior Year Actual	3Rd Prior Year Actual
600-1450-6491-105-647	OTHER SUPPLIES/MATERIAL	0.00	264.16	257.94	323.38
600-1450-6491-105-648	OTHER SUPPLIES/MATERIAL	0.00	5,064.44	2,739.03	5,618.93
600-1450-6491-105-649	OTHER SUPPLIES/MATERIAL	0.00	4,287.57	5,123.31	4,355.06
600-1410-6491-402-650	OTHER SUPPLIES/MATERIAL	0.00	724.24	1,675.30	746.26
600-1450-6491-105-650	OTHER SUPPLIES/MATERIAL	0.00	5,317.15	6,738.77	12,751.70
600-1450-6491-107-650	OTHER SUPPLIES/MATERIAL	0.00	1,157.73	388.48	1,030.35
600-1450-6491-105-651	OTHER SUPPLIES/MATERIAL	0.00	1,579.50	30,174.91	4,855.80
600-1450-6491-107-651	OTHER SUPPLIES/MATERIAL	0.00	10,891.45	3,483.02	0.00
600-1450-6491-105-652	OTHER SUPPLIES/MATERIAL	0.00	5,501.47	2,502.20	31,317.13
600-1450-6491-107-652	OTHER SUPPLIES/MATERIAL	0.00	4,807.03	0.00	10,034.09
600-1450-6491-105-653	OTHER SUPPLIES/MATERIAL	0.00	6,674.63	4,535.93	8,818.75
600-1450-6491-107-653	OTHER SUPPLIES/MATERIAL	0.00	20,764.30	713.49	40,667.93
600-1450-6491-105-654	OTHER SUPPLIES/MATERIAL	0.00	0.00	0.00	3,900.00
600-1450-6491-107-654	OTHER SUPPLIES/MATERIAL	0.00	19,515.00	36,701.72	3,463.87
600-1401-6491-130-655	OTHER SUPPLIES/MATERIAL	0.00	-310.05	0.00	0.00
600-1401-6491-140-655	OTHER SUPPLIES/MATERIAL	0.00	1,122.83	0.00	652.99
600-1401-6491-414-655	OTHER SUPPLIES/MATERIAL	0.00	23.30	0.00	0.00
600-1401-6491-415-655	OTHER SUPPLIES/MATERIAL	0.00	150.64	0.00	0.00
600-1401-6491-442-655	OTHER SUPPLIES/MATERIAL	0.00	13.19	0.00	0.00
600-1401-6491-444-655	OTHER SUPPLIES/MATERIAL	0.00	125.27	0.00	0.00
600-1401-6491-445-655	OTHER SUPPLIES/MATERIAL	0.00	1,031.47	0.00	0.00
600-1401-6491-606-655	OTHER SUPPLIES/MATERIAL	0.00	58.77	0.00	0.00
600-1401-6491-803-655	OTHER SUPPLIES/MATERIAL	0.00	2,322.90	0.00	0.00
600-1401-6491-807-655	OTHER SUPPLIES/MATERIAL	0.00	636.62	0.00	0.00
600-1401-6491-817-655	OTHER SUPPLIES/MATERIAL	0.00	-4,933.46	0.00	0.00
600-1401-6491-830-655	OTHER SUPPLIES/MATERIAL	0.00	0.00	593.31	4,175.73
600-1401-6491-840-655	OTHER SUPPLIES/MATERIAL	0.00	0.00	55.00	55.00
600-1410-6491-320-655	OTHER SUPPLIES/MATERIAL	0.00	111.56	1,475.17	155.29
600-1410-6491-402-655	OTHER SUPPLIES/MATERIAL	0.00	13,551.44	20,763.29	35,302.69
600-1410-6491-406-655	OTHER SUPPLIES/MATERIAL	0.00	18,188.82	17,944.20	14,764.86
600-1410-6491-407-655	OTHER SUPPLIES/MATERIAL	0.00	26,700.09	28,118.60	29,335.13
600-1410-6491-408-655	OTHER SUPPLIES/MATERIAL	0.00	59,266.14	29,366.16	28,013.24
600-1410-6491-409-655	OTHER SUPPLIES/MATERIAL	0.00	19,066.04	2,567.21	19,003.55
600-1410-6491-500-655	OTHER SUPPLIES/MATERIAL	0.00	4,522.61	14,299.16	9,518.29
600-1410-6491-502-655	OTHER SUPPLIES/MATERIAL	0.00	21,683.44	31,056.86	36,073.58
600-1410-6491-504-655	OTHER SUPPLIES/MATERIAL	0.00	17,436.79	33,963.46	34,442.05
600-1410-6491-506-655	OTHER SUPPLIES/MATERIAL	0.00	16,408.00	37,895.72	40,830.83
600-1410-6491-510-655	OTHER SUPPLIES/MATERIAL	0.00	11,466.62	27,225.20	38,856.30
600-1430-6491-300-655	OTHER SUPPLIES/MATERIAL	0.00	27,973.41	33,412.90	43,260.24
600-1430-6491-302-655	OTHER SUPPLIES/MATERIAL	0.00	78,743.41	110,072.04	102,423.76
600-1430-6491-304-655	OTHER SUPPLIES/MATERIAL	0.00	18,574.73	43,693.49	31,908.98
600-1430-6491-306-655	OTHER SUPPLIES/MATERIAL	0.00	30,013.96	54,707.02	62,025.70
600-1450-6491-105-655	OTHER SUPPLIES/MATERIAL	0.00	5,046.14	7,358.40	14,727.85
600-1450-6491-107-655	OTHER SUPPLIES/MATERIAL	0.00	18,108.27	65,133.57	51,561.99

Account Code	Account Description	Budget Requested	1St Prior Year Actual	2Nd Prior Year Actual	3Rd Prior Year Actual
600-1450-6491-406-655	OTHER SUPPLIES/MATERIAL	0.00	712.67	0.00	0.00
600-1450-6491-800-655	OTHER SUPPLIES/MATERIAL	0.00	89.68	0.00	0.00
600-1401-6491-418-656	OTHER SUPPLIES/MATERIAL	0.00	-186.57	0.00	0.00
600-1401-6491-803-656	OTHER SUPPLIES/MATERIAL	0.00	1.50	0.00	0.00
600-1401-6491-807-656	OTHER SUPPLIES/MATERIAL	0.00	60.96	0.00	0.00
600-1401-6491-812-656	OTHER SUPPLIES/MATERIAL	0.00	166.98	0.00	0.00
600-1410-6491-408-656	OTHER SUPPLIES/MATERIAL	0.00	3,860.88	0.00	0.00
600-1410-6491-409-656	OTHER SUPPLIES/MATERIAL	0.00	0.00	2,332.18	0.00
600-1410-6491-443-656	OTHER SUPPLIES/MATERIAL	0.00	3,072.98	0.00	0.00
600-1430-6491-320-656	OTHER SUPPLIES/MATERIAL	0.00	114.74	0.00	0.00
600-1401-6491-803-657	OTHER SUPPLIES/MATERIAL	0.00	-1,870.02	0.00	0.00
600-1410-6491-407-657	OTHER SUPPLIES/MATERIAL	0.00	647.90	0.00	1,109.72
600-1410-6491-408-657	OTHER SUPPLIES/MATERIAL	0.00	5,972.11	5,484.90	5,321.16
600-1410-6491-409-657	OTHER SUPPLIES/MATERIAL	0.00	0.00	1,623.99	0.00
600-1410-6491-443-657	OTHER SUPPLIES/MATERIAL	0.00	6.00	0.00	0.00
600-1410-6491-500-657	OTHER SUPPLIES/MATERIAL	0.00	0.00	945.25	0.00
600-1410-6491-502-657	OTHER SUPPLIES/MATERIAL	0.00	2,055.77	7,199.22	7,945.27
600-1410-6491-504-657	OTHER SUPPLIES/MATERIAL	0.00	7,414.51	5,904.78	6,815.69
600-1430-6491-300-657	OTHER SUPPLIES/MATERIAL	0.00	309.98	0.00	10.00
600-1430-6491-302-657	OTHER SUPPLIES/MATERIAL	0.00	0.00	223.67	72.98
600-1430-6491-304-657	OTHER SUPPLIES/MATERIAL	0.00	106.16	482.48	786.38
600-1430-6491-306-657	OTHER SUPPLIES/MATERIAL	0.00	660.57	1,453.69	1,126.21
600-1450-6491-105-657	OTHER SUPPLIES/MATERIAL	0.00	0.00	2,922.02	1,479.32
600-1450-6491-107-657	OTHER SUPPLIES/MATERIAL	0.00	5,329.03	4,961.27	4,492.49
600-1410-6491-416-658	OTHER SUPPLIES/MATERIAL	0.00	0.00	186.00	0.00
600-1450-6491-105-658	OTHER SUPPLIES/MATERIAL	0.00	4,572.92	15,343.23	13,181.75
600-1450-6491-107-658	OTHER SUPPLIES/MATERIAL	0.00	4,149.00	3,666.60	5,164.76
600-1450-6491-105-659	OTHER SUPPLIES/MATERIAL	0.00	1,379.90	0.00	74.65
600-1450-6491-143-659	OTHER SUPPLIES/MATERIAL	0.00	0.70	0.00	0.00
600-1430-6491-300-660	OTHER SUPPLIES/MATERIAL	0.00	0.02	0.00	0.00
600-1450-6491-105-660	OTHER SUPPLIES/MATERIAL	0.00	1,000.00	1,000.00	1,000.00
600-1450-6491-107-660	OTHER SUPPLIES/MATERIAL	0.00	3,000.00	3,000.00	3,007.00
600-1450-6491-105-661	OTHER SUPPLIES/MATERIAL	0.00	0.00	780.79	2,352.58
600-1450-6491-105-662	OTHER SUPPLIES/MATERIAL	0.00	413.71	400.00	0.00
600-1401-6491-414-663	OTHER SUPPLIES/MATERIAL	0.00	37.63	0.00	0.00
600-1401-6491-436-663	OTHER SUPPLIES/MATERIAL	0.00	4.50	0.00	0.00
600-1430-6491-416-663	OTHER SUPPLIES/MATERIAL	0.00	0.00	-8,662.43	0.00
600-1450-6491-105-663	OTHER SUPPLIES/MATERIAL	0.00	175.00	580.00	0.00
600-1450-6491-449-663	OTHER SUPPLIES/MATERIAL	0.00	-179.07	0.00	0.01
600-1430-6491-416-664	OTHER SUPPLIES/MATERIAL	0.00	0.00	4,683.73	0.00
600-1450-6491-107-664	OTHER SUPPLIES/MATERIAL	0.00	2,333.00	26,119.50	23,828.00
600-1401-6491-445-665	OTHER SUPPLIES/MATERIAL	0.00	192.95	0.00	0.00
600-1430-6491-300-665	OTHER SUPPLIES/MATERIAL	0.00	541.82	617.60	225.03
600-1430-6491-302-665	OTHER SUPPLIES/MATERIAL	0.00	380.70	467.27	540.33

Account Code	Account Description	Budget Requested	1St Prior Year Actual	2Nd Prior Year Actual	3Rd Prior Year Actual
600-1430-6491-416-665	OTHER SUPPLIES/MATERIAL	0.00	0.00	1,401.83	0.00
600-1450-6491-105-665	OTHER SUPPLIES/MATERIAL	0.00	900.00	0.00	0.00
600-1450-6491-105-666	OTHER SUPPLIES/MATERIAL	0.00	0.00	0.00	1,700.00
600-1450-6491-107-666	OTHER SUPPLIES/MATERIAL	0.00	279.15	130.00	709.00
600-1430-6491-300-667	OTHER SUPPLIES/MATERIAL	0.00	6,533.77	4,534.90	5,884.91
600-1450-6491-105-667	OTHER SUPPLIES/MATERIAL	0.00	796.72	368.22	530.30
600-1450-6491-107-667	OTHER SUPPLIES/MATERIAL	0.00	1,529.23	2,427.83	1,190.42
600-1450-6491-107-668	OTHER SUPPLIES/MATERIAL	0.00	98.91	246.16	648.65
600-1430-6491-302-669	OTHER SUPPLIES/MATERIAL	0.00	5,962.98	6,436.52	6,127.94
600-1450-6491-105-669	OTHER SUPPLIES/MATERIAL	0.00	451.26	2,873.33	2,531.49
600-1450-6491-107-669	OTHER SUPPLIES/MATERIAL	0.00	323.36	1,476.50	648.03
600-1410-6491-102-670	OTHER SUPPLIES/MATERIAL	0.00	-115.90	0.00	0.00
600-1410-6491-510-670	OTHER SUPPLIES/MATERIAL	0.00	3,509.79	2,199.98	2,956.63
600-1450-6491-105-670	OTHER SUPPLIES/MATERIAL	0.00	8,692.16	6,907.48	7,376.55
600-1450-6491-107-671	OTHER SUPPLIES/MATERIAL	0.00	129,662.51	149,044.23	48,399.36
600-1450-6491-105-672	OTHER SUPPLIES/MATERIAL	0.00	1,275.00	1,480.00	0.00
600-1450-6491-107-672	OTHER SUPPLIES/MATERIAL	0.00	107,729.73	72,277.73	110,081.37
600-1410-6491-409-673	OTHER SUPPLIES/MATERIAL	0.00	0.00	427.52	0.00
600-1450-6491-105-673	OTHER SUPPLIES/MATERIAL	0.00	106.29	552.05	2,395.30
600-1450-6491-107-673	OTHER SUPPLIES/MATERIAL	0.00	2,329.52	741.08	0.00
600-1410-6491-409-674	OTHER SUPPLIES/MATERIAL	0.00	0.00	241.25	0.00
600-1450-6491-105-674	OTHER SUPPLIES/MATERIAL	0.00	0.00	200.00	0.00
600-1450-6491-105-675	OTHER SUPPLIES/MATERIAL	0.00	303.00	583.00	0.00
600-1450-6491-107-675	OTHER SUPPLIES/MATERIAL	0.00	120.50	0.00	170.50
600-1450-6491-105-676	OTHER SUPPLIES/MATERIAL	0.00	30,754.29	22,032.29	11,994.04
600-1450-6491-107-676	OTHER SUPPLIES/MATERIAL	0.00	2,413.72	3,451.47	3,153.84
600-1450-6491-105-677	OTHER SUPPLIES/MATERIAL	0.00	0.00	0.00	327.92
600-1450-6491-107-677	OTHER SUPPLIES/MATERIAL	0.00	889.50	790.25	1,299.88
600-1450-6491-105-678	OTHER SUPPLIES/MATERIAL	0.00	0.00	0.00	150.00
600-1450-6491-107-678	OTHER SUPPLIES/MATERIAL	0.00	755.06	147.00	995.20
600-1450-6491-105-679	OTHER SUPPLIES/MATERIAL	0.00	5,291.44	3,306.20	3,646.15
600-1450-6491-107-679	OTHER SUPPLIES/MATERIAL	0.00	1,678.67	30,311.23	7,295.94
600-1450-6491-105-680	OTHER SUPPLIES/MATERIAL	0.00	1,239.93	1,020.68	1,451.60
600-1450-6491-107-680	OTHER SUPPLIES/MATERIAL	0.00	4,769.77	6,051.89	3,089.37
600-1450-6491-105-681	OTHER SUPPLIES/MATERIAL	0.00	0.00	564.85	929.56
600-1430-6491-302-682	OTHER SUPPLIES/MATERIAL	0.00	261.84	272.41	205.43
600-1450-6491-105-682	OTHER SUPPLIES/MATERIAL	0.00	1,974.97	1,946.33	2,663.90
600-1450-6491-107-682	OTHER SUPPLIES/MATERIAL	0.00	0.00	1,009.42	104.00
600-1450-6491-107-683	OTHER SUPPLIES/MATERIAL	0.00	1,255.54	3,038.13	2,379.23
600-1450-6491-105-684	OTHER SUPPLIES/MATERIAL	0.00	0.00	0.00	309.00
600-1450-6491-107-684	OTHER SUPPLIES/MATERIAL	0.00	3,284.02	3,040.09	3,580.77
600-1401-6491-445-685	OTHER SUPPLIES/MATERIAL	0.00	119.48	0.00	0.00
600-1430-6491-207-685	OTHER SUPPLIES/MATERIAL	0.00	0.00	0.00	10.65
600-1430-6491-300-685	OTHER SUPPLIES/MATERIAL	0.00	0.00	4,150.10	0.00

Account Code	Account Description	Budget Requested	1St Prior Year Actual	2Nd Prior Year Actual	3Rd Prior Year Actual
600-1450-6491-105-685	OTHER SUPPLIES/MATERIAL	0.00	0.00	616.00	255.00
600-1450-6491-105-686	OTHER SUPPLIES/MATERIAL	0.00	471.45	5,186.66	5,068.87
600-1410-6491-409-687	OTHER SUPPLIES/MATERIAL	0.00	0.00	1,810.85	0.00
600-1410-6491-500-687	OTHER SUPPLIES/MATERIAL	0.00	0.00	40.35	0.00
600-1450-6491-105-687	OTHER SUPPLIES/MATERIAL	0.00	2,970.46	2,684.52	2,014.64
600-1450-6491-107-687	OTHER SUPPLIES/MATERIAL	0.00	1,636.00	1,199.50	1,038.50
600-1450-6491-408-687	OTHER SUPPLIES/MATERIAL	0.00	76.46	0.00	0.00
600-1410-6491-112-688	OTHER SUPPLIES/MATERIAL	0.00	4,152.96	0.00	0.00
600-1450-6491-105-688	OTHER SUPPLIES/MATERIAL	0.00	0.00	0.00	1,563.30
600-1450-6491-107-689	OTHER SUPPLIES/MATERIAL	0.00	1,002.34	1,462.09	787.59
600-1450-6491-107-690	OTHER SUPPLIES/MATERIAL	0.00	878.97	6,348.70	5,897.12
600-1450-6491-105-691	OTHER SUPPLIES/MATERIAL	0.00	2,941.95	3,508.99	2,704.46
600-1450-6491-107-691	OTHER SUPPLIES/MATERIAL	0.00	1,479.93	1,221.94	794.71
600-1450-6491-105-692	OTHER SUPPLIES/MATERIAL	0.00	3,388.59	3,420.12	7,912.29
600-1450-6491-107-692	OTHER SUPPLIES/MATERIAL	0.00	3,242.62	3,868.89	6,062.60
600-1410-6491-402-693	OTHER SUPPLIES/MATERIAL	0.00	120.00	411.40	1,099.20
600-1410-6491-406-693	OTHER SUPPLIES/MATERIAL	0.00	0.00	279.00	1,010.45
600-1410-6491-409-693	OTHER SUPPLIES/MATERIAL	0.00	0.00	91.17	0.00
600-1410-6491-500-693	OTHER SUPPLIES/MATERIAL	0.00	0.00	53.24	0.00
600-1410-6491-510-693	OTHER SUPPLIES/MATERIAL	0.00	73.35	0.00	0.00
600-1430-6491-207-693	OTHER SUPPLIES/MATERIAL	0.00	1,278.72	0.00	0.00
600-1430-6491-300-693	OTHER SUPPLIES/MATERIAL	0.00	7,242.36	6,145.65	8,381.99
600-1450-6491-105-693	OTHER SUPPLIES/MATERIAL	0.00	13,662.46	19,079.53	25,139.99
600-1450-6491-107-693	OTHER SUPPLIES/MATERIAL	0.00	5,578.50	11,707.95	12,269.21
600-1430-6491-300-694	OTHER SUPPLIES/MATERIAL	0.00	1,917.98	5,628.88	3,216.77
600-1450-6491-105-694	OTHER SUPPLIES/MATERIAL	0.00	2,906.89	47,788.57	10,620.16
600-1450-6491-107-694	OTHER SUPPLIES/MATERIAL	0.00	44,931.52	59,296.44	54,659.99
600-1450-6491-107-695	OTHER SUPPLIES/MATERIAL	0.00	184.50	490.00	715.11
600-1450-6491-105-696	OTHER SUPPLIES/MATERIAL	0.00	2,976.00	6,493.00	13,066.91
600-1450-6491-107-697	OTHER SUPPLIES/MATERIAL	0.00	0.00	0.00	238.00
600-1401-6491-800-699	OTHER SUPPLIES/MATERIAL	1,700,000.00	0.00	0.00	0.00
700-1181-6491-105-700	OTHER SUPPLIES/MATERIAL	0.00	0.00	-5,044.82	0.00
700-1450-6491-105-700	OTHER SUPPLIES/MATERIAL	425,000.00	80,296.20	240,616.25	214,476.43
700-1450-6491-107-700	OTHER SUPPLIES/MATERIAL	0.00	136,816.81	174,715.91	192,524.14
700-1450-6491-105-701	OTHER SUPPLIES/MATERIAL-Baseball	0.00	-70.00	0.00	0.00
700-1450-6491-105-702	OTHER SUPPLIES/MATERIAL-Basketball-Boys	0.00	4,512.57	0.00	0.00
700-1450-6491-105-703	OTHER SUPPLIES/MATERIAL-Basketball-Girls	0.00	1,329.60	0.00	0.00
700-1450-6491-105-704	OTHER SUPPLIES/MATERIAL-Cheerleading	0.00	19,032.29	0.00	0.00
700-1450-6491-105-705	OTHER SUPPLIES/MATERIAL-Cross Country	0.00	2,629.08	0.00	0.00
700-1450-6491-105-706	OTHER SUPPLIES/MATERIAL-Football	0.00	2,304.74	0.00	0.00
700-1450-6491-105-707	OTHER SUPPLIES/MATERIAL-Golf-Boys	0.00	-357.98	0.00	0.00
700-1450-6491-105-708	OTHER SUPPLIES/MATERIAL-Golf-Girls	0.00	-482.81	0.00	0.00
700-1450-6491-105-709	OTHER SUPPLIES/MATERIAL-Majorettes	0.00	734.57	0.00	0.00
700-1450-6491-105-710	OTHER SUPPLIES/MATERIAL-Pantherettes	0.00	23,300.40	0.00	0.00

Account Code	Account Description	Budget Requested	1St Prior Year Actual	2Nd Prior Year Actual	3Rd Prior Year Actual
700-1450-6491-105-711	OTHER SUPPLIES/MATERIAL-Soccer	0.00	693.03	0.00	0.00
700-1450-6491-105-712	OTHER SUPPLIES/MATERIAL-Soccer-Girls	0.00	-4,339.12	0.00	0.00
700-1450-6491-105-713	OTHER SUPPLIES/MATERIAL-Softball	0.00	-6,321.34	0.00	0.00
700-1450-6491-105-714	OTHER SUPPLIES/MATERIAL-Swimming-Boys	0.00	-784.36	0.00	0.00
700-1450-6491-105-715	OTHER SUPPLIES/MATERIAL-Swimming-Girls	0.00	-935.17	0.00	0.00
700-1450-6491-105-716	OTHER SUPPLIES/MATERIAL-Tennis-Boys	0.00	697.75	0.00	0.00
700-1450-6491-105-717	OTHER SUPPLIES/MATERIAL-Tennis-Girls	0.00	4,843.09	0.00	0.00
700-1450-6491-105-718	OTHER SUPPLIES/MATERIAL-Track-Boys	0.00	-783.71	0.00	0.00
700-1450-6491-105-719	OTHER SUPPLIES/MATERIAL-Track-Girls	0.00	2,410.83	0.00	0.00
700-1450-6491-105-720	OTHER SUPPLIES/MATERIAL-Volleyball-Boys	0.00	-456.95	0.00	0.00
700-1450-6491-105-721	OTHER SUPPLIES/MATERIAL-Volleyball-Girls	0.00	4,648.21	0.00	0.00
700-1450-6491-105-722	OTHER SUPPLIES/MATERIAL-Water Polo	0.00	168.59	0.00	0.00
700-1450-6491-105-723	OTHER SUPPLIES/MATERIAL-Wrestling	0.00	-669.55	0.00	0.00
110-1181-6491-105-750	OTHER SUPPLIES/MATERIAL	43,000.00	55,319.88	61,546.61	44,599.22
110-1181-6491-107-750	OTHER SUPPLIES/MATERIAL	61,063.00	51,815.81	58,626.47	33,912.52
600-1401-6491-332-958	OTHER SUPPLIES/MATERIAL	0.00	-115.00	0.00	0.00
OBJECT 6491 TOTAL	OTHER SUPPLIES/MATERIAL	4,223,532.00	2,831,207.60	3,900,483.42	3,727,182.76
110-2541-6494-603-000	INSERVICE SUPPLIES 603	0.00	0.00	0.00	10,018.14
110-2214-6494-840-335	INSERVICE SUPPLIES	0.00	2,967.10	2,289.91	3,016.76
110-2542-6494-840-560	INSERVICE SUPPLIES	12,000.00	10,619.13	10,029.25	0.00
OBJECT 6494 TOTAL	INSERVICE SUPPLIES	12,000.00	13,586.23	12,319.16	13,034.90
110-2552-6496-820-541	OILS LUBES ANTIFREEZE	12,000.00	4,273.60	9,821.26	9,457.15
OBJECT 6496 TOTAL	OILS LUBES ANTIFREEZE	12,000.00	4,273.60	9,821.26	9,457.15
110-2552-6497-820-541	TIRES & TUBES	34,000.00	16,596.73	30,544.02	23,782.75
110-2540-6497-840-550	TIRES & TUBES	0.00	2,234.04	0.00	3,517.30
110-2542-6497-840-550	TIRES & TUBES	6,000.00	2,244.62	3,492.26	1,136.94
OBJECT 6497 TOTAL	TIRES & TUBES	40,000.00	21,075.39	34,036.28	28,436.99
OBJ-HUNDREDS 64xx TOTAL		12,364,901.00	8,069,888.99	10,942,282.66	10,656,075.87
410-4084-6522-102-000	BUILDING REMODELING 102	0.00	0.00	0.00	71,781.66
410-4084-6522-110-000	BUILDING REMODELING	0.00	0.00	0.00	66,725.86
410-4084-6522-111-000	BUILDING REMODELING	0.00	0.00	0.00	71,177.03
410-4084-6522-116-000	BUILDING REMODELING	0.00	0.00	0.00	68,600.39
410-4084-6522-118-000	BUILDING REMODELING 118	0.00	0.00	0.00	132,149.78
410-4084-6522-120-000	BUILDING REMODELING	0.00	0.00	0.00	550.00
410-4084-6522-205-000	BUILDING REMODELING	0.00	0.00	0.00	6,900.83
410-4084-6522-207-000	BUILDING REMODELING	0.00	0.00	0.00	583.33
410-4084-6522-209-000	BUILDING REMODELING	0.00	0.00	0.00	583.34
410-4084-6522-307-000	BUILDING REMODELING	0.00	0.00	0.00	296,820.79
410-4084-6522-311-000	BUILDING REMODELING	0.00	0.00	0.00	75,640.50
410-4084-6522-105-550	BUILDING REMODELING-MHS	0.00	16,500.00	393.60	0.00
410-4084-6522-107-550	BUILDING REMODELING - OHS	0.00	25,240.00	33,413.26	0.00
410-4084-6522-300-550	BUILDING REMODELING-Buerkle	0.00	0.00	35,599.50	0.00
410-4084-6522-402-550	BUILDING REMODELING	0.00	14,950.00	0.00	0.00
410-4084-6522-408-550	BUILDING REMODELING-Forder	0.00	21,500.00	52,547.13	0.00
410-4084-6522-409-550	BUILDING REMODELING-Hagemann	0.00	0.00	51,999.97	0.00

Account Code	Account Description	Budget Requested	1St Prior Year Actual	2Nd Prior Year Actual	3Rd Prior Year Actual
410-4084-6522-502-550	BUILDING REMODELING	0.00	15,575.00	0.00	0.00
410-4084-6522-506-550	BUILDING REMODELING-Trautwein	0.00	0.00	40,830.62	0.00
410-4084-6522-510-550	BUILDING REMODELING-Wohlwend	0.00	0.00	17,146.75	0.00
410-4084-6522-830-550	BUILDING REMODELING-Swimming Pool	0.00	0.00	51,007.43	0.00
410-4084-6522-840-550	BUILDING REMODELING	2,473,000.00	6,967.50	442,285.38	0.00
OBJECT 6522 TOTAL	BUILDING REMODELING	2,473,000.00	100,732.50	725,223.64	791,513.51
410-2542-6531-606-000	SITE IMPROVEMENT	0.00	0.00	17,300.00	0.00
410-2543-6531-209-000	SITE IMPROVEMENT 209	0.00	0.00	0.00	4,000.00
410-2543-6531-604-000	SITE IMPROVEMENT 604	0.00	0.00	0.00	43,713.00
410-4084-6531-203-000	SITE IMPROVEMENT	0.00	0.00	0.00	92,345.01
410-2542-6531-105-550	SITE IMPROVEMENT - MHS	0.00	0.00	45,700.00	0.00
410-2542-6531-107-550	SITE IMPROVEMENT - OHS	0.00	4,500.00	28,000.00	0.00
410-2542-6531-300-550	SITE IMPROVEMENT - BUERKLE	0.00	16,055.67	14,555.46	0.00
410-2542-6531-302-550	SITE IMPROVEMENT - OMS	0.00	0.00	25,500.00	0.00
410-2542-6531-304-550	SITE IMPROVEMENT - WMS	0.00	16,480.00	7,847.82	0.00
410-2542-6531-306-550	SITE IMPROVEMENT - BERNARD	0.00	0.00	14,000.00	0.00
410-2542-6531-402-550	SITE IMPROVEMENT - BEASLEY	0.00	0.00	8,425.70	0.00
410-2542-6531-407-550	SITE IMPROVEMENT	0.00	5,935.66	0.00	0.00
410-2542-6531-500-550	SITE IMPROVEMENT - OES	0.00	0.00	7,300.00	0.00
410-2542-6531-502-550	SITE IMPROVEMENT - POINT	0.00	0.00	72,320.60	0.00
410-2542-6531-506-550	SITE IMPROVEMENT - TRAUTWEIN	0.00	0.00	14,700.00	0.00
410-2542-6531-510-550	SITE IMPROVEMENT - WOHLWEND	0.00	5,935.67	4,650.00	0.00
410-2542-6531-750-550	SITE IMPROVEMENT - JCEC	0.00	0.00	4,134.83	0.00
410-2542-6531-820-550	SITE IMPROVEMENT - TRANSPORTN	0.00	0.00	7,800.00	0.00
410-2542-6531-840-550	SITE IMPROVEMENT	0.00	13,269.22	150.00	27,941.99
OBJECT 6531 TOTAL	SITE IMPROVEMENT	0.00	62,176.22	272,384.41	168,000.00
410-1110-6541-116-000	EQUIPMENT GENERAL 116	0.00	0.00	0.00	3,034.00
410-1110-6541-402-000	EQUIPMENT GENERAL	0.00	0.00	11,320.16	0.00
410-1110-6541-504-000	EQUIPMENT GENERAL	11,494.00	0.00	0.00	0.00
410-1130-6541-304-000	EQUIPMENT GENERAL	4,000.00	22,389.71	0.00	0.00
410-1150-6541-105-000	EQUIPMENT GENERAL	15,000.00	8,260.00	0.00	5,180.00
410-2134-6541-410-000	EQUIPMENT GENERAL 410	0.00	0.00	0.00	7,765.00
410-2212-6541-442-000	EQUIPMENT GENERAL 442	0.00	0.00	0.00	2,119.01
410-2223-6541-436-000	EQUIPMENT GENERAL 436	0.00	0.00	0.00	4,400.88
410-2540-6541-604-000	EQUIPMENT GENERAL 604	0.00	0.00	0.00	11,405.99
410-2559-6541-607-000	EQUIPMENT GENERAL - EC	0.00	0.00	0.00	4,630.80
410-2523-6541-800-524	EQUIPMENT GENERAL	2,000.00	0.00	0.00	20,000.00
410-2664-6541-810-530	EQUIPMENT GENERAL	120,000.00	78,552.22	114,792.11	97,378.29
410-2562-6541-810-531	EQUIPMENT GENERAL	0.00	23,989.00	117,787.38	27,548.99
500-2562-6541-810-531	EQUIPMENT GENERAL	42,000.00	-75.00	137.46	0.00
410-2574-6541-810-532	EQUIPMENT GENERAL	4,000.00	0.00	3,809.47	0.00
410-2552-6541-820-541	EQUIPMENT GENERAL	7,000.00	0.00	4,905.00	0.00
410-2542-6541-840-550	EQUIPMENT GENERAL	40,000.00	59,485.96	34,898.74	26,810.00
410-2542-6541-840-560	EQUIPMENT GENERAL	0.00	0.00	5,800.00	1,075.00

Account Code	Account Description	Budget Requested	1St Prior Year Actual	2Nd Prior Year Actual	3Rd Prior Year Actual
410-1181-6541-107-750	EQUIPMENT GENERAL	0.00	2,270.00	16,418.50	5,564.20
OBJECT 6541 TOTAL	EQUIPMENT GENERAL	245,494.00	194,871.89	309,868.82	216,912.16
410-1110-6542-111-000	EQUIPMENT INSTRUCTIONAL 111	0.00	0.00	0.00	2,849.00
410-1110-6542-120-000	EQUIPMENT INSTRUCTIONAL 120	0.00	0.00	0.00	1,406.00
410-1110-6542-406-000	EQUIPMENT INSTRUCTIONAL	0.00	0.00	4,419.88	0.00
410-1110-6542-502-000	EQUIPMENT INSTRUCTIONAL	0.00	0.00	1,075.00	0.00
410-1110-6542-504-000	EQUIPMENT INSTRUCTIONAL	0.00	0.00	693.23	0.00
410-1130-6542-300-000	EQUIPMENT INSTRUCTIONAL	0.00	0.00	1,115.00	0.00
410-1130-6542-302-000	EQUIPMENT INSTRUCTIONAL	0.00	3,121.25	11,329.13	0.00
410-1149-6542-205-000	EQUIPMENT INSTRUCTIONAL 205	0.00	0.00	0.00	4,850.00
410-1149-6542-209-000	EQUIPMENT INSTRUCTIONAL 209	0.00	0.00	0.00	7,600.00
410-1150-6542-105-000	EQUIPMENT INSTRUCTIONAL	15,000.00	0.00	2,585.00	35,520.57
410-1150-6542-107-000	EQUIPMENT INSTRUCTIONAL	10,500.00	12,083.99	15,285.58	20,840.46
410-1150-6542-443-000	EQUIPMENT INSTRUCTIONAL	0.00	0.00	0.00	39,909.00
410-1175-6542-417-000	EQUIPMENT INSTRUCTIONAL - FACS	0.00	0.00	0.00	1,250.00
410-1181-6542-315-000	EQUIPMENT INSTRUCTIONAL	0.00	0.00	0.00	1,176.00
410-2223-6542-436-000	EQUIPMENT INSTRUCTIONAL 436	0.00	0.00	0.00	8,200.00
410-2321-6542-803-000	EQUIPMENT INSTRUCTIONAL 803	0.00	0.00	0.00	1,771.48
410-3512-6542-128-000	EQUIPMENT INSTRUCTIONAL	0.00	0.00	0.00	8,495.71
410-2212-6542-800-331	EQUIPMENT INSTRUCTIONAL	0.00	1,300.00	5,174.22	33,156.60
410-2212-6542-800-334	EQUIPMENT INSTRUCTIONAL	40,000.00	0.00	20,812.00	0.00
410-1110-6542-408-340	EQUIPMENT INSTRUCTIONAL-Forder	0.00	4,940.50	0.00	0.00
410-1110-6542-409-340	EQUIPMENT INSTRUCTIONAL-Hagemann	0.00	0.00	5,410.00	0.00
410-1110-6542-502-340	EQUIPMENT INSTRUCTIONAL-Point	0.00	1,897.67	1,395.00	0.00
410-1110-6542-504-340	EQUIPMENT INSTRUCTIONAL-Rogers	0.00	0.00	10,829.27	0.00
410-1110-6542-506-340	EQUIPMENT INSTRUCTIONAL-Trautwein	0.00	3,544.49	0.00	0.00
410-1110-6542-510-340	EQUIPMENT INSTRUCTIONAL-Wohlwend	0.00	0.00	13,453.33	0.00
410-1130-6542-300-340	EQUIPMENT INSTRUCTIONAL-Buerkle	0.00	3,293.67	0.00	0.00
410-1130-6542-302-340	EQUIPMENT INSTRUCTIONAL-OMS	0.00	0.00	22,379.00	0.00
410-1130-6542-304-340	EQUIPMENT INSTRUCTIONAL-Washington	0.00	0.00	2,694.54	0.00
410-1130-6542-306-340	EQUIPMENT INSTRUCTIONAL-Bernard	0.00	1,897.67	0.00	0.00
410-1150-6542-105-340	EQUIPMENT INSTRUCTIONAL-MHS	0.00	0.00	8,083.65	0.00
410-1150-6542-107-340	EQUIPMENT INSTRUCTIONAL-OHS	0.00	0.00	12,405.00	0.00
410-1169-6542-840-360	EQUIPMENT INSTRUCTNL-SCIENCE	0.00	3,278.08	9,719.05	2,256.80
410-1175-6542-417-360	EQUIPMENT INSTRUCTIONAL - FACS	0.00	0.00	0.00	1,250.00
410-1161-6542-840-397	EQUIPMENT INSTRUCTIONAL-PLTW	0.00	0.00	13,983.80	0.00
410-1371-6542-840-427	EQUIPMENT INSTRUCTIONAL-PERKINS	0.00	0.00	1,261.10	2,399.00
410-1250-6542-840-451	EQUIPMENT INSTRUCTIONAL	0.00	0.00	10,615.00	37,798.00
410-1281-6542-130-514	EQUIPMENT INSTRUCTIONAL 130	0.00	0.00	0.00	1,167.08
410-1281-6542-750-514	EQUIPMENT INSTRUCTIONAL	0.00	1,528.40	0.00	0.00
410-2664-6542-810-530	EQUIPMENT INSTRUCTIONAL	30,000.00	0.00	29,479.84	45,018.52
OBJECT 6542 TOTAL	EQUIPMENT INSTRUCTIONAL	95,500.00	36,885.72	204,197.62	256,914.22
410-2540-6551-604-000	VEHICLE REPLACEMENT 604	0.00	0.00	0.00	23,706.00
410-2664-6551-818-000	VEHICLE REPLACEMENT 818	0.00	0.00	0.00	24,079.00

Account Code	Account Description	Budget Requested	1St Prior Year Actual	2Nd Prior Year Actual	3Rd Prior Year Actual
410-2542-6551-840-550	VEHICLE REPLACEMENT	0.00	27,865.00	0.00	0.00
OBJECT 6551 TOTAL	VEHICLE REPLACEMENT	0.00	27,865.00	0.00	47,785.00
410-2552-6552-820-541	SCHOOL BUS REPLACEMENT	1,045,000.00	110,671.08	543,827.36	79,904.21
OBJECT 6552 TOTAL	SCHOOL BUS REPLACEMENT	1,045,000.00	110,671.08	543,827.36	79,904.21
OBJ-HUNDREDS 65xx TOTAL		3,858,994.00	533,202.41	2,055,501.85	1,561,029.10
300-5100-6611-800-521	PRINCIPAL	585,000.00	550,000.00	515,000.00	485,000.00
410-5100-6611-800-521	PRINCIPAL	134,147.00	128,830.74	301,491.75	289,222.41
450-5100-6611-800-521	PRINCIPAL	7,500,000.00	6,865,000.00	6,355,000.00	5,560,000.00
OBJECT 6611 TOTAL	PRINCIPAL	8,219,147.00	7,543,830.74	7,171,491.75	6,334,222.41
410-5131-6613-810-532	PRINCIPAL-LEASE PURCHASE	86,023.00	81,727.80	94,454.01	90,536.37
OBJECT 6613 TOTAL	PRINCIPAL-LEASE PURCHASE	86,023.00	81,727.80	94,454.01	90,536.37
300-5200-6621-800-521	DEBT SERVICE INTEREST	27,320.00	51,904.50	71,989.50	89,692.00
OBJECT 6621 TOTAL	DEBT SERVICE INTEREST	27,320.00	51,904.50	71,989.50	89,692.00
410-5231-6623-810-532	INTEREST-LEASE PURCHASE	0.00	2,352.20	6,441.99	10,359.63
410-5231-6623-820-541	Interest Lease Purchase BUSES	8,246.00	10,097.58	11,916.30	6,630.12
OBJECT 6623 TOTAL	INTEREST - LEASE PURCHASE	8,246.00	12,449.78	18,358.29	16,989.75
410-5221-6624-800-521	INTEREST	9,802.00	15,118.18	35,926.60	48,195.94
450-5231-6624-800-521	INTEREST	1,231,320.00	1,544,687.92	1,844,241.10	2,594,833.71
OBJECT 6624 TOTAL	INTEREST	1,241,122.00	1,559,806.10	1,880,167.70	2,643,029.65
300-5300-6631-800-521	DEBT SERVICE FEES	250.00	212.00	212.00	371.00
OBJECT 6631 TOTAL	DEBT SERVICE FEES	250.00	212.00	212.00	371.00
450-5331-6633-800-521	FEES LEASE PURCHASE AGREEMENTS	14,100.00	9,300.50	12,020.00	14,866.58
OBJECT 6633 TOTAL	FEES LEASE PURCHASE AGREEMENTS	14,100.00	9,300.50	12,020.00	14,866.58
OBJ-HUNDREDS 66xx TOTAL		9,596,208.00	9,259,231.42	9,248,693.25	9,189,707.76