LEAD AND COPPER DRINKING WATER OCTOBER 2020 RESAMPLING EVENT

ACPS T.C. WILLIAMS HIGH SCHOOL

3330 KING STREET
ALEXANDRIA, VIRGINIA 22302

ECS PROJECT NO. 47:1519-K

FOR: ALEXANDRIA CITY PUBLIC SCHOOLS

NOVEMBER 10, 2020

November 10, 2020

Mr. John Contreras
Alexandria City Public Schools
1340 Braddock Place
Alexandria, Virginia 22314
John.contreras@acps.k12.va.us

ECS Project No. 47:1519-K

Reference: Lead and Copper Drinking Water October 2020 Resampling Event, ACPS T.C. Williams High School, 3330 King Street, Alexandria, Virginia

Dear Mr. Contreras:

ECS Mid-Atlantic, LLC (ECS) is pleased to provide Alexandria City Public Schools with the results of the Lead and Copper Drinking Water October 2020 Resampling Event performed at ACPS T.C. Williams High School located at 3330 King Street in Alexandria, Virginia. This report summarizes our observations, analytical results, findings, and recommendations related to the work performed. The work described in this report was performed by ECS in general accordance with the Scope of Services described in ECS Proposal Number 47:13363-EPR and the terms and conditions of the agreement authorizing those services.

ECS appreciates this opportunity to provide Alexandria City Public Schools with our services. If we can be of further assistance to you, please do not hesitate to contact us.

Sincerely,

ECS Mid-Atlantic, LLC

Michael Hamill, CIH
Senior Project Manager
MHamill@ecslimited.com
703-471-8400

Diana Krass
Senior Project Manager
dkrass@ecslimited.com
703-471-8400

TABLE OF CONTENTS

PAGE

1.0 PROJECT DESCRIPTION 1

2.0 PURPOSE 1

3.0 METHODOLOGY 2

3.1 Lead and Copper in Drinking Water 2

4.0 RESULTS 2

4.1 Lead in Drinking Water 3

4.2 Copper in Drinking Water 3

5.0 RECOMMENDATIONS AND REGULATORY REQUIREMENTS 3

5.1 Lead in Drinking Water 3

5.2 Copper in Drinking Water 4

6.0 LIMITATIONS 5

TABLE OF APPENDICES

Appendix I: Drawings

Appendix II: Lead and Copper in Drinking Water Sample Results

Appendix III: Laboratory Report(s)

Appendix IV: Previous Reports

1.0 PROJECT DESCRIPTION

The ACPS T.C. Williams High School is a three-story school building located at 3330 King Street in Alexandria, Virginia. The building is currently occupied and is used by Alexandria City Public Schools (ACPS) as a school. The site is located within Alexandria and is under the jurisdiction of the City of Alexandria and U.S. Environmental Protection Agency (EPA) drinking water regulations.

The site receives water from Virginia American Water, which is classified as a public drinking water system by the EPA under the Safe Drinking Water Act (SDWA). This ACPS building is connected to a public water system and therefore; does not have its own water supply nor is it considered a non-transient, non-community water system (NTNCWS).

Based on ECS's initial drinking water sampling event performed in December 2019, baseline lead and copper concentrations from accessible sinks, water fountains, bottle refilling stations, and/or bubblers (drinking water sources) within the building were determined. The results of that drinking water sampling event can be found in ECS's T.C. Williams High School Lead and Copper Drinking Water Sampling Report dated January 31, 2020, which is provided in the Appendix.

Drinking water sources which were reported as containing lead and/or copper concentrations in excess of the EPA's Lead and Copper Rule (LCR) action levels were resampled in March 2020. The results of that drinking water sampling event can be found in ECS's T.C. Williams High School Lead and Copper Drinking Water Resampling Report dated May 4, 2020, which is provided in the Appendix.

Following the above-referenced drinking water sampling event(s), several potable water sources within the building were elevated in comparison to the EPA's LCR action levels.

2.0 PURPOSE

The purpose of these water sampling events was to identify if the drinking water sources which were previously reported as containing lead and/or copper concentrations in excess of the EPA's LCR action levels, reported in excess of Virginia's notifiable level, or the drinking water sources which had not been previously sampled contain lead and/or copper concentrations in excess of the EPA's LCR action levels or Virginia's notifiable level.

The EPA created the Lead and Copper Rule under the SWDA. The EPA's LCR established a lead action level of 0.015 mg/L (milligrams/liter) or 0.015 parts per million (PPM). The EPA's LCR established a copper action level of 1.3 mg/L or 1.3 PPM. Note that ACPS buildings are not regulated by the EPA's LCR because they do not meet the definition of a public water system as defined in EPA's 40 CFR Section 141 Subpart A.

Effective July 1, 2020, the Code of Virginia § 22.1-135.1 currently requires Virginia school boards to develop and implement a plan to test, and if necessary, remediate potable water sources identified by the US EPA as a high priority. Each local school board shall submit testing plans and laboratory results to the Department of Health. If potable water sources are detected at or above 10 parts per billion (0.010 PPM), the school board shall notify parents of such results.

The US EPA's *3Ts for Reducing Lead in Drinking Water in Schools: Revised Technical Guidance (EPA 815-B-18-007*) was created to provide recommendations on how to address lead in drinking water in schools and child care facilities. The procedures and response actions outlined in the EPA's 3Ts document are recommendations not requirements. The EPA's 3Ts guidance document does not set action levels for lead or copper in drinking water but it does reference the action levels created for public water systems in the EPA's LCR. The results of this water sampling event will be compared to the action levels set in the EPA's LCR.

ACPS performed remedial activities for potable water sources that were reported in excess of the EPA's LCR action levels or above 0.010 PPM of lead. ECS was requested to provide testing services for the subject sources. Note the specific remedial activities performed by ACPS is unknown to ECS at this time.

3.0 METHODOLOGY

ECS performed the authorized Scope of Services in general accordance with our proposal, standard industry practice(s) and methods specified by regulation(s) for sampling drinking water.

3.1 Lead and Copper in Drinking Water

Sample protocols were performed following the guidance of the US EPA document, *3Ts for Reducing Lead in Drinking Water in Schools: Revised Technical Guidance (EPA 815-B-18-007*). Provided there was access, water samples were collected from each drinking water source which was previously reported as elevated above the LCR levels or 0.010 ppm of lead and any accessible drinking water source which had not been sampled during the previous drinking water sampling events. Samples were not collected from the exterior of the building or from janitor slop sinks.

ECS coordinated the water sampling events with ACPS officials, and it is ECS's understanding that the domestic water system within the building was flushed and all of the water sources sampled were not in use at least 8 hours prior to sampling. ACPS personnel granted ECS access to the building. ECS attempted to access all of the above referenced drinking water sources within the building. During sampling, initial draw samples were collected. The samples were collected in 250 mL bottles with a nitric acid preservative. These water bottles were provided to ECS by Maryland Spectral Services, Inc. The water samples were provided with unique identification labels which include the school initials, a sequential number identifier, and sample location identifier.

The collected water samples were sealed and transported by courier to Maryland Spectral Services, Inc. located in Baltimore, Maryland. The water samples were submitted for lead and copper drinking water analysis per EPA Method 200.8.

Please note that efforts were made to collect a sample from each of the above-referenced drinking water sources within the building.

4.0 RESULTS

The following is a summary of laboratory results, findings, and observations.

4.1 Lead in Drinking Water

The water sample collected from a serving/warming sink in the kitchen was reported to have concentrations above the EPA lead action level of 0.015 mg/L (PPM). In total, two (2) water samples were collected from the building. A table of the collected samples and the associated analytical results can be found in the appendices. Note that the analytical results displayed in the table have been converted to mg/L (PPM) for easy reference. A copy of the laboratory analytical results and chain of custody are attached to this report. A sketch identifying the approximate location of each water sample can also be found in the appendices.

4.2 Copper in Drinking Water

None of the water samples collected were reported to have concentrations above the EPA copper action level of 1.3 mg/L (PPM). In total, two (2) water samples were collected from the building. A table of the collected samples and the associated analytical results can be found in the appendices. Note that the analytical results displayed in the table have been converted to mg/L (PPM) for easy reference. A copy of the laboratory analytical results and chain of custody are attached to this report. A sketch identifying the approximate location of each water sample can also be found in the appendices.

5.0 RECOMMENDATIONS AND REGULATORY REQUIREMENTS

Based on our understanding of the purpose of the Lead and Copper Drinking Water October 2020 Resampling Event, the results of laboratory analysis, and our findings and observations, ECS presents the following recommendations.

5.1 Lead in Drinking Water

The water sample collected from the serving/warming sink in the kitchen was reported to have concentrations above the EPA lead action level of 0.015 mg/L (PPM). The other water sample collected from the building was reported below the action level. The EPA's 3Ts document recommends that if initial testing results are reported above the action level, follow-up flush sampling should be performed to determine if the contamination is from the fixture or interior plumbing components.

Short-Term Control Options:

- Provide Filters at Problem Taps - Point-of-use (POU) units are commercial available, can be relatively inexpensive, and quickly installed. The effectiveness of POUs can vary. POUs should be tested and certified against the NSF/ANSI Standard 53 (for lead removal) prior to installation. If POUs are installed, they should be incorporated into a routine maintenance plan;
- Flush Taps Prior to Use - Flushing individual outlets or all outlets may be used as a short term option; and,
- Provide Bottled Water - This control option is expensive and ECS does not recommend its use because of the relatively small number of elevated outlets.

Permanent Control Measures:

- Replacement of Problem Outlets - This option is recommended as a cost effective permanent control measure if there are only a few elevated outlets;
- Pipe Replacement;
- Provide Filters at Problem Taps: and,
- Reconfigure Plumbing.

After the implementation of a control option, ECS recommends follow-up sampling of the elevated outlets to evaluate effectiveness of the control option.

In addition to the remediation efforts for the elevated outlets, ECS recommends period follow-up screening be performed for the building. The EPA does not specify a specific time frame for which follow-up testing for schools needs to be performed. The EPA suggest that schools and child care facilities make testing a part of their routine building operations and states that annual monitoring provides information on changing concentrations and the effectiveness of remediation or treatment options.

As good practice, ECS recommends including this building in a comprehensive periodic follow-up screening sampling plan in which screening samples should be collected from this building at a minimum of every three years. If additional guidelines or regulations are enacted at a state or federal level in the future, the frequency of testing should be modified to reflect these changes.

In the US EPA 3Ts document, routine control measures are recommended as general good practice for over-all drinking water safety. The routine control measures that should be conducted to prevent exposure to elevated levels of lead, include the following:

- Clean debris from all accessible screens frequently;
- Use only cold water for food and beverage preparation. Hot water will dissolve lead more quickly than cold water and is likely to contain increased lead levels. If hot water is needed, it should be taken from the cold water tap and heated on a stove or in a microwave oven;
- If point-of-use filter devices have been installed, make sure they are maintained;
- Schedule routine flushing practices for drinking water and food preparation sources with emphasis on periods of time after weekends and long vacations where water may have remained stagnate for an extended period of time. Do not flush too many outlets at once because the increased flow may lead to additional contamination problems;
- Post placards near bathroom sinks with notices that water should not be consumed. The placards should use pictures if there are small children using bathrooms; and,
- US EPA recommends that the public and staff be notified of the findings of this sample event. EPA has described different procedures for dissemination of this information which are described in Section III.6 of the 3 Ts document. ACPS should review the different methods described and choose the most appropriate method.

5.2 Copper in Drinking Water

Based on the results of both sampling events, no water samples were reported to have results above the copper action level.

ECS recommends period follow-up screening be performed for the building. The EPA does not specify a specific time frame for which follow-up testing for schools needs to be performed. The EPA suggest that schools and child care facilities make testing a part of their routine building operations and states that annual monitoring provides information on changing concentrations and the effectiveness of remediation or treatment options.

As good practice, ECS recommends including this building in a comprehensive periodic follow-up screening sampling plan in which screening samples should be collected from this building at a minimum of every three years. If additional guidelines or regulations are enacted at a state or federal level in the future, the frequency of testing should be modified to reflect these changes.

6.0 LIMITATIONS

The conclusions and recommendations presented within this report are based upon a reasonable level of assessment within normal bounds and standards of professional practice for a site in this particular geographic setting. ECS is not responsible or liable for the discovery and elimination of hazards that may potentially cause damage, accidents, or injuries.

The observations, conclusions, and recommendations pertaining to environmental conditions at the subject site are necessarily limited to conditions observed, and/or materials reviewed at the time this study was undertaken. No warranty, expressed or implied, is made with regard to the conclusions and recommendations presented within this report. This report is provided for the exclusive use of the client. This report is not intended to be used or relied upon in connection with other projects or by other unidentified third parties without the written consent of ECS and the client.

The water samples collected and analyzed are only reflective of conditions at the time of this sampling event for the date of this report and these parameters can vary rapidly over time, depending upon a number of conditions, including site specific construction and environmental factors. As such, the sampling and results associated with this assessment is intended only as a description of available information at the dates and locations given. This report has been prepared in accordance with generally accepted environmental practices. Our conclusions and findings are based, in part, upon information provided to us by others and our site observations. We have not verified the completeness or accuracy of the information provided by others.

Our recommendations are in part based on federal, state, and local regulations and guidelines. ECS does not assume the responsibility of the person(s) in charge of the site, or otherwise undertake responsibility for reporting to any local, state, or federal public agencies, any conditions at the site that may present a potential danger to public health, safety, or the environment. Under this scope of services, ECS assumes no responsibility regarding any response actions initiated as a result of these findings. General compliance with regulations and response actions are the sole responsibility of the Client and should be conducted in accordance with local, state, and/or federal requirements.

Appendix I: Drawings

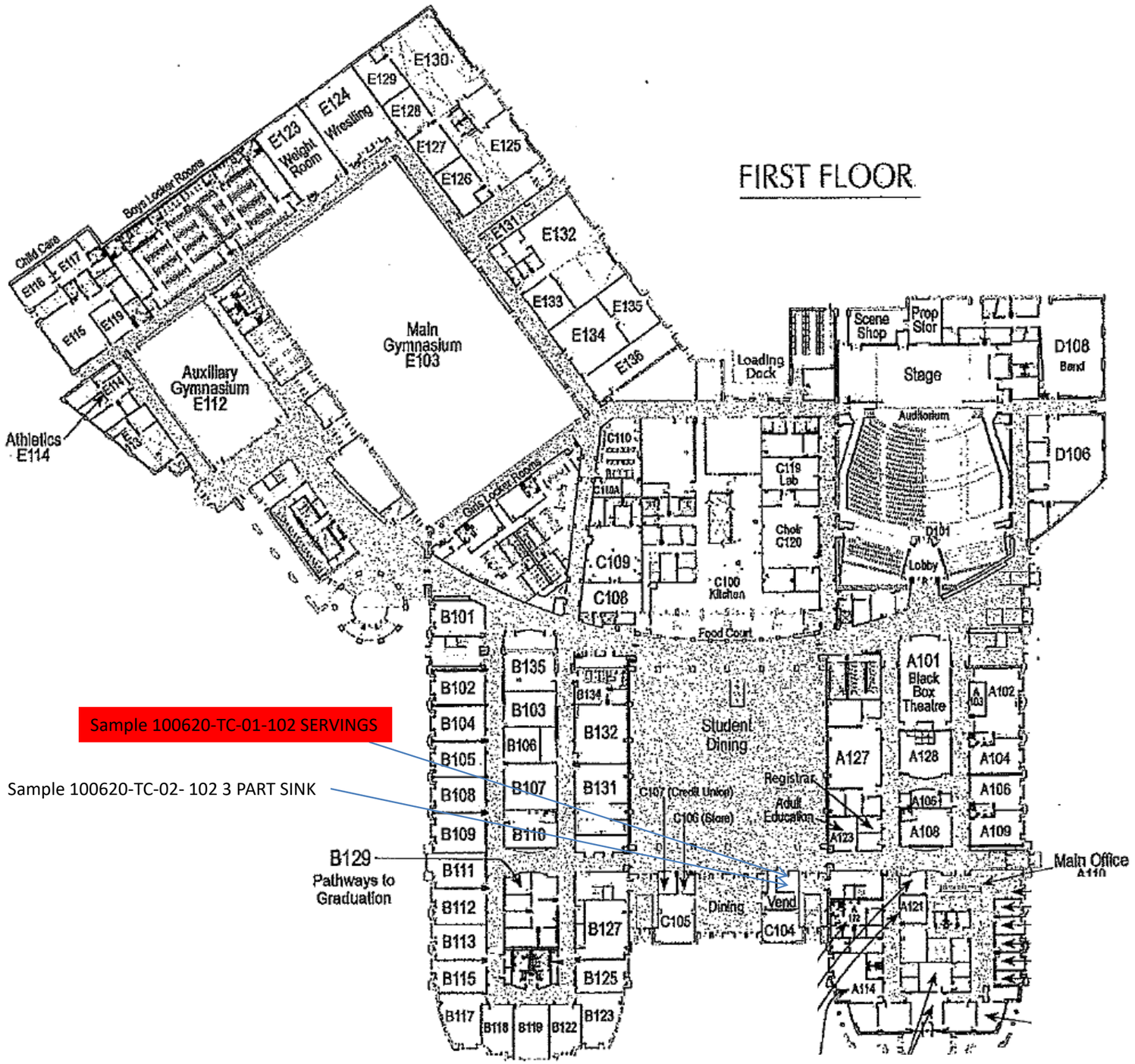

Inaccessible Area

Elevated Lead

Elevated Copper

Elevated Lead & Copper

Notifiable Lead Concentration

T.C. Williams High School
3330 King Street
Alexandria, VA 22302

Sample Location Sketch First Floor

Scale: NTS

Project No.
47:1519-K

Site Visit:
10/6/2020

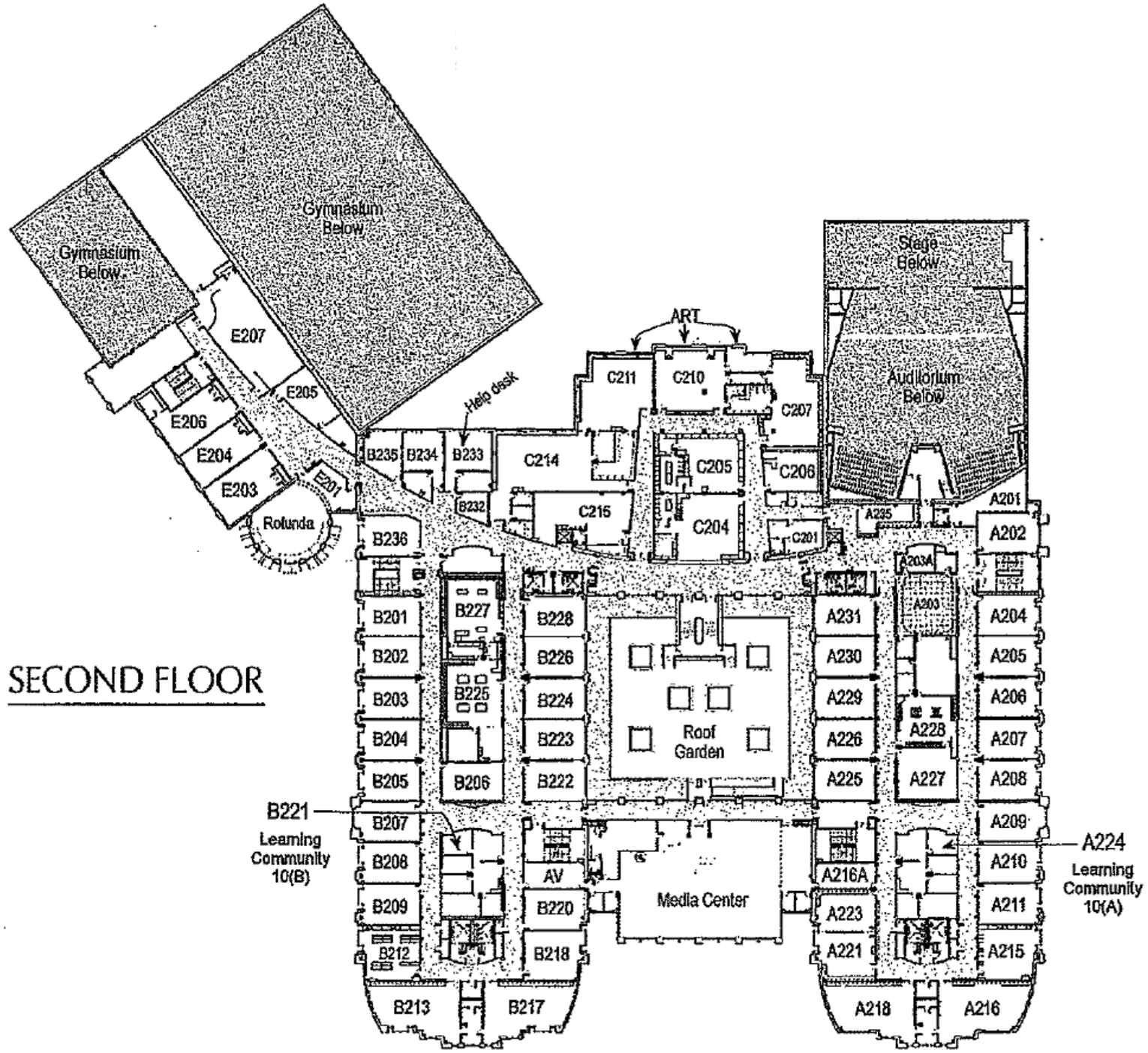

SECOND FLOOR

Inaccessible Area

Elevated Lead

Elevated Copper

Elevated Lead & Copper

Notifiable Lead Concentration

T.C. Williams High School
3330 King Street
Alexandria, VA 22302

Sample Location Sketch Second Floor

Scale: NTS

Project No.
47:1519-K

Site Visit:
10/6/2020

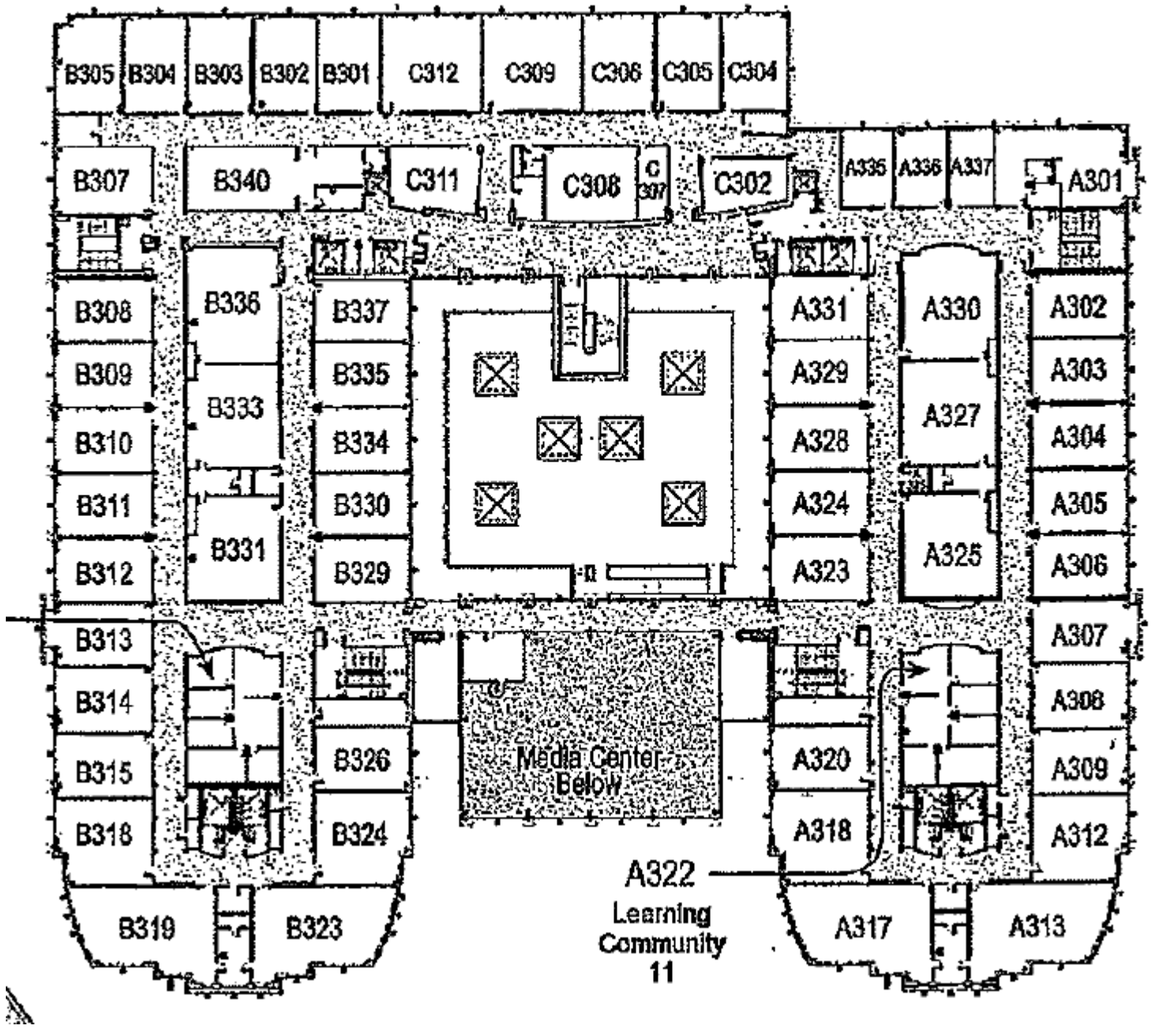

Inaccessible Area

Elevated Lead

Elevated Copper

Elevated Lead & Copper

Notifiable Lead Concentration

T.C. Williams High School
3330 King Street
Alexandria, VA 22302

Sample Location Sketch First Floor

Scale: NTS

Project No.
47:1519-K

Site Visit:
10/6/2020

Appendix II: Lead and Copper in Drinking Water Sample Results

T.C. Williams High School
Alexandria City Public Schools
ECS Project No. 47:1519-K
Site Visit: October 6, 2020

October 2020 Follow-Up T.C. Williams Copper and Lead Drinking Water Results Table		
Sample Number	**Copper Result (mg/L)**	**Lead Result (mg/L)**
100620-TC-01-102 SERVING	0.268	0.030
100620-TC-02-102 3-PARTS	0.167	0.003
The EPA's Lead and Copper Rule set an action level of 0.015 mg/L for lead and an action level of 1.3 mg/L for copper. Note these levels are related to public water systems (PWSs). Changes in the Code of Virginia require school boards to notify parents if testing results exceed 0.010 mg/L Lead (PB) as of July 2020.		

Table Notes:
Red = Above Action Level
Orange = Above 0.010 mg/L and below 0.015 mg/L

Appendix III: Laboratory Report(s)

Maryland spectral Services

Analytical Chemistry Services

1500 Caton Center Dr Suite G
Baltimore MD 21227
410-247-7600
www.mdspectral.com
MD DW LabID 153

13 October 2020

Michael Hamill
ECS-Chantilly
14026 Thunderbolt Place, Suite 100
Chantilly, VA 20151
RE: ACPS-TC

Enclosed are the results of analyses for samples received by the laboratory on 10/06/20 13:50.

Please visit our website at www.mdspectral.com for a complete listing of our accreditations.

If you have any questions concerning this report, please feel free to contact me.

Sincerely,



Will Brewington
President

1500 Caton Center Dr Suite G
Baltimore MD 21227
410-247-7600
www.mdspectral.com
MD DW LabID 153

Project: ACPS-TC

Project Number: 47:1519-K
Project Manager: Michael Hamill

Reported:
10/13/20 16:24

Client Sample ID	Alternate Sample ID	Laboratory ID	Matrix	Date Sampled	Date Received
100620-TC-01-102 SERVING		0100607-01	Drinking Water	10/06/20 00:00	10/06/20 13:50
100620-TC-02-102 3-PARTS		0100607-02	Drinking Water	10/06/20 00:00	10/06/20 13:50



Will Brewington, President

The results in this report apply to the samples analyzed in accordance with the chain of custody document. This analytical report must be reproduced in its entirety.

1500 Caton Center Dr Suite G
Baltimore MD 21227
410-247-7600
www.mdspectral.com
MD DW LabID 153

Project: ACPS-TC

Project Number: 47:1519-K
Project Manager: Michael Hamill

Reported:
10/13/20 16:24

100620-TC-01-102 SERVING

0100607-01 (Drinking Water)
Sample Date: 10/06/20

Analyte	Result	Notes	Units	Reporting Limit (MRL)	Detection Limit (LOD)	Dilution	Prepared	Analyzed	Analyst
Total Metals Analysis by EPA 200.8DW Prepared by 200.2-Digested Metals									
Copper	**268**		ug/L	1.00	1.00	1	10/11/20	10/13/20 15:19	VVD
Lead	**30.3**		ug/L	1.00	1.00	1	10/11/20	10/13/20 15:19	VVD

The results in this report apply to the samples analyzed in accordance with the chain of custody document. This analytical report must be reproduced in its entirety.

Will Brewington, President

1500 Caton Center Dr Suite G
Baltimore MD 21227
410-247-7600
www.mdspectral.com
MD DW LabID 153

Project: ACPS-TC

Project Number: 47:1519-K
Project Manager: Michael Hamill

Reported:
10/13/20 16:24

100620-TC-02-102 3-PARTS

0100607-02 (Drinking Water)
Sample Date: 10/06/20

Analyte	Result	Notes	Units	Reporting Limit (MRL)	Detection Limit (LOD)	Dilution	Prepared	Analyzed	Analyst
Total Metals Analysis by EPA 200.8DW Prepared by 200.8-No Digestion Metals									
Copper	**167**		ug/L	1.00	1.00	1	10/09/20	10/09/20 14:25	VVD
Lead	**3.32**		ug/L	1.00	1.00	1	10/09/20	10/09/20 14:25	VVD



Will Brewington, President

The results in this report apply to the samples analyzed in accordance with the chain of custody document. This analytical report must be reproduced in its entirety.

1500 Caton Center Dr Suite G
Baltimore MD 21227
410-247-7600
www.mdspectral.com
MD DW LabID 153

Project: ACPS-TC

Project Number: 47:1519-K
Project Manager: Michael Hamill

Reported:
10/13/20 16:24

Total Metals Analysis by EPA 200.8DW - Quality Control

Analyte	Result	Notes	Reporting Limit	Units	Spike Level	Source Result	%REC	%REC Limits	RPD	RPD Limit
Batch B010127 - 200.2-Digested Metals										
Blank (B010127-BLK1)					Prepared: 10/11/20 Analyzed: 10/13/20					
Copper	ND		1.00	ug/L						
Lead	ND		1.00	ug/L						
LCS (B010127-BS1)					Prepared: 10/11/20 Analyzed: 10/13/20					
Copper	9.84		1.00	ug/L	10.0		98	80-120		
Lead	9.78		1.00	ug/L	10.0		98	80-120		
Duplicate (B010127-DUP1)		**Source: 0100605-03**			Prepared: 10/11/20 Analyzed: 10/13/20					
Copper	3330	E	1.00	ug/L		3770			12	20
Lead	227	E	1.00	ug/L		265			15	20
Matrix Spike (B010127-MS1)		**Source: 0100605-03**			Prepared: 10/11/20 Analyzed: 10/13/20					
Copper	3340	QM-4X, E	1.00	ug/L	10.0	3770	NR	80-120		
Lead	244	E	1.00	ug/L	10.0	265	NR	80-120		
Batch B010128 - 200.8-No Digestion Metals										
Blank (B010128-BLK1)					Prepared & Analyzed: 10/09/20					
Copper	ND		1.00	ug/L						
Lead	ND		1.00	ug/L						
Blank (B010128-BLK2)					Prepared & Analyzed: 10/09/20					
Copper	ND		1.00	ug/L						
Lead	ND		1.00	ug/L						
LCS (B010128-BS1)					Prepared & Analyzed: 10/09/20					
Copper	10.1		1.00	ug/L	10.0		101	80-120		
Lead	9.77		1.00	ug/L	10.0		98	80-120		



Will Brewington, President

The results in this report apply to the samples analyzed in accordance with the chain of custody document. This analytical report must be reproduced in its entirety.

1500 Caton Center Dr Suite G
Baltimore MD 21227
410-247-7600
www.mdspectral.com
MD DW LabID 153

Project: ACPS-TC

Project Number: 47:1519-K
Project Manager: Michael Hamill

Reported:
10/13/20 16:24

Total Metals Analysis by EPA 200.8DW - Quality Control

Analyte	Result	Notes	Reporting Limit	Units	Spike Level	Source Result	%REC	%REC Limits	RPD	RPD Limit
Batch B010128 - 200.8-No Digestion Metals										
LCS (B010128-BS2)					Prepared & Analyzed: 10/09/20					
Copper	10.1		1.00	ug/L	10.0		101	80-120		
Lead	9.84		1.00	ug/L	10.0		98	80-120		
Duplicate (B010128-DUP1)		**Source: 0100605-01**			Prepared & Analyzed: 10/09/20					
Copper	178		1.00	ug/L		179			0.2	20
Lead	11.5		1.00	ug/L		11.5			0.4	20
Duplicate (B010128-DUP2)		**Source: 0100606-01**			Prepared & Analyzed: 10/09/20					
Copper	935		1.00	ug/L		934			0.1	20
Lead	227	E	1.00	ug/L		277			20	20
Matrix Spike (B010128-MS1)		**Source: 0100605-01**			Prepared & Analyzed: 10/09/20					
Copper	183	QM-4X	1.00	ug/L	10.0	179	43	80-120		
Lead	21.8		1.00	ug/L	10.0	11.5	104	80-120		
Matrix Spike (B010128-MS2)		**Source: 0100606-01**			Prepared & Analyzed: 10/09/20					
Copper	931	QM-4X	1.00	ug/L	10.0	934	NR	80-120		
Lead	231	QM-4X, E	1.00	ug/L	10.0	277	NR	80-120		



Will Brewington, President

The results in this report apply to the samples analyzed in accordance with the chain of custody document. This analytical report must be reproduced in its entirety.

1500 Caton Center Dr Suite G
Baltimore MD 21227
410-247-7600
www.mdspectral.com
MD DW LabID 153

Project: ACPS-TC

Project Number: 47:1519-K
Project Manager: Michael Hamill

Reported:
10/13/20 16:24

Notes and Definitions

QM-4X	The spike recovery was outside of QC acceptance limits for the MS and/or MSD due to analyte concentration at 4 times or greater the spike concentration. The QC batch was accepted based on LCS and/or LCSD recoveries within the acceptance limits.
E	The concentration indicated for this analyte is an estimated value above the calibration range of the instrument. This value is considered an estimate (CLP E-flag).
DET	Analyte DETECTED
ND	Analyte NOT DETECTED at or above the reporting limit
NR	Not Reported
dry	Sample results reported on a dry weight basis
RPD	Relative Percent Difference
%-Solids	Percent Solids is a supportive test and as such does not require accredidation



Will Brewington, President

The results in this report apply to the samples analyzed in accordance with the chain of custody document. This analytical report must be reproduced in its entirety.

CHAIN-OF-CUSTODY RECORD

Company Name:	Project Manager:
ECS Mid-Atlantic	Michael Hamill
Project Name:	**Project ID:**
ACPS Water Sampling	47:1519-K
Sampler(s):	**P.O. Number:**
CGB	47:1519-K

Maryland Spectral Services, Inc.
1500 Caton Center Drive, Suite G
Baltimore, MD 21227
410–247–7600 • Fax 410–247–7602
labman@mdspectral.com

Matrix Codes: NW (nonpotable water)
PW (potable water)

Field Sample ID	Date	Time	Water	Soil	Other	No. of Containers	Analysis Requested: Lead (200.8DW - Pb)	Analysis Requested: Copper (200.8w - Cu)	Preservative: 1+ 1 HCL, H_2SO_4, Methanol, $Na_2S_2O_3$, $NaHCO_3$	Field pH, Residual Chlorine, QC Request, Trip Blank, Field Blank	MSS Lab ID
100620-TC-01-102 sediment			x			1	x	x	HNO_3		0100607-01
160620-TC-02-102 3-part S			x			1	x	x	HNO_3		-02

Relinquished by: (Signature)	Date/Time	Received by: (Signature)	Relinquished by: (Signature)	Date/Time	Received by: (Signature)
(Printed) Catherine Bourne	10/16/20	(Printed)	(Printed)		(Printed)
Relinquished by: (Signature)	Date/Time	Received by Lab: (Signature)			
(Printed)	10/16/20 13:50	(Printed) Rachel Horner			

Turn Around Time:

- ☐ Normal (7 day)
- ☒ 5 day
- ☐ 4 day
- ☐ 3 day
- ☐ Rush (2 day)
- ☐ Next Day
- ☐ Other: _____
- ☐ Specific Due Date: _____

Lab Use:

Temp: 21.8 °C
- ☐ Received on Ice
- ☐ Received same day
- ☐ Preservation Appropriate

Delivery Method:

- ☒ Courier
- ☐ Client
- ☐ UPS
- ☐ FedEx
- ☐ USPS
- ☐ Other: _____

Special Instructions/QC Requirements & Comments:

Sample Disposal:

- ☐ Return to Client
- ☐ Disposal by lab
- ☐ Archive for _____ days

Appendix IV: Previous Reports

LEAD AND COPPER DRINKING WATER RESAMPLING EVENT

ACPS T.C. WILLIAMS HIGH SCHOOL

3330 KING STREET
ALEXANDRIA, VIRGINIA 22302

ECS PROJECT NO. 47:1519-K

FOR: ALEXANDRIA CITY PUBLIC SCHOOLS

MAY 4, 2020

May 4, 2020

Ms. Nicole Settles
Alexandria City Public Schools
1340 Braddock Place
Alexandria, Virginia 22314
nicole.settles@acps.k12.va.us

ECS Project No. 47:1519-K

Reference: Lead and Copper Drinking Water Resampling Event, ACPS T.C. Williams High School, 3330 King Street, Alexandria, Virginia

Dear Ms. Settles:

ECS Mid-Atlantic, LLC (ECS) is pleased to provide Alexandria City Public Schools with the results of the Lead and Copper Drinking Water Resampling Event performed at the ACPS T.C. Williams High School located at 3330 King Street in Alexandria, Virginia. This report summarizes our observations, analytical results, findings, and recommendations related to the work performed. The work described in this report was performed by ECS in general accordance with the Scope of Services described in ECS Proposal Number 47:13363-EPR and the terms and conditions of the agreement authorizing those services.

ECS appreciates this opportunity to provide Alexandria City Public Schools with our services. If we can be of further assistance to you, please do not hesitate to contact us.

Sincerely,

ECS Mid-Atlantic, LLC





Michael Hamill, CIH
Senior Project Manager
MHamill@ecslimited.com
703-471-8400

Diana Krass
Senior Project Manager
dkrass@ecslimited.com
703-471-8400

TABLE OF CONTENTS

PAGE

1.0 SITE DESCRIPTION 1

2.0 PURPOSE 1

3.0 METHODOLOGY 1

3.1 Lead and Copper in Drinking Water 2

4.0 RESULTS 2

4.1 Lead in Drinking Water 2

4.2 Copper in Drinking Water 2

5.0 RECOMMENDATIONS AND REGULATORY REQUIREMENTS 3

5.1 Lead in Drinking Water 3

5.2 Copper in Drinking Water 4

6.0 LIMITATIONS 4

TABLE OF APPENDICES

Appendix I: Sample Location Sketch

Appendix II: Lead and Copper Drinking Water Sample Results

Appendix III: Laboratory Report(s)

Appendix IV: Previous Reports

1.0 SITE DESCRIPTION

The ACPS T.C. Williams High School is a three-story school building located at 3330 King Street in Alexandria, Virginia. The building is currently occupied and is used by Alexandria City Public Schools (ACPS) as a school. The site is located within Alexandria and is under the jurisdiction of the City of Alexandria and U.S. Environmental Protection Agency (EPA) drinking water regulations.

The site receives water from Virginia American Water, which is classified as a public drinking water system by the EPA under the Safe Drinking Water Act (SDWA). This ACPS building is connected to a public water system and therefore; does not have its own water supply nor is it considered a non-transient, non-community water system (NTNCWS).

Based on ECS's initial drinking water sampling event performed in December 2019, baseline lead and copper concentrations from accessible sinks, water fountains, bottle refilling stations, and/or bubblers (drinking water sources) within the building were determined. The results of that drinking water sampling event can be found in ECS's T.C. Williams High School Lead and Copper Drinking Water Sampling Report dated January 31, 2020, which is provided in the Appendix.

2.0 PURPOSE

The purpose of this water sampling event was to identify if the drinking water sources which were previously reported as containing lead and/or copper concentrations in excess of the EPA's Lead and Copper Rule (LCR) action levels or the drinking water sources which had not been previously sampled contain lead and/or copper concentrations in excess of the EPA's LCR action levels.

The EPA created the Lead and Copper Rule under the SWDA. The EPA's LCR established a lead action level of 0.015 mg/L (milligrams/liter) or 0.015 parts per million (PPM). The EPA's LCR established a copper action level of 1.3 mg/L or 1.3 PPM. Note that ACPS buildings are not regulated by the EPA's LCR because they do not meet the definition of a public water system as defined in EPA's 40 CFR Section 141 Subpart A.

The US EPA's *3Ts for Reducing Lead in Drinking Water in Schools: Revised Technical Guidance (EPA 815-B-18-007*) was created to provide recommendations on how to address lead in drinking water in schools and child care facilities. The procedures and response actions outlined in the EPA's 3Ts document are recommendations not requirements. The EPA's 3Ts guidance document does not set action levels for lead or copper in drinking water but it does reference the action levels created for public water systems in the EPA's LCR. The results of this water sampling event will be compared to the action levels set in the EPA's LCR.

3.0 METHODOLOGY

ECS performed the authorized Scope of Services in general accordance with our proposal, standard industry practice(s) and methods specified by regulation(s) for sampling drinking water.

3.1 Lead and Copper in Drinking Water

Sample protocols were performed in general accordance with the US EPA's *3Ts for Reducing Lead in Drinking Water in Schools: Revised Technical Guidance (EPA 815-B-18-007*) and the US EPA's LCR. Provided there was access, water samples were collected each drinking water source which was previously reported as elevated above the LCR limits and any accessible drinking water source which had not been sampling during the initial sampling event in December of 2019. Samples were not collected from the exterior of the building or from janitor slop sinks.

ECS coordinated the water sampling event with ACPS officials, and it is ECS's understanding that the domestic water system within the building was flushed and all of the water sources sampled were not in use at least 8 hours prior to sampling. ACPS personnel granted ECS access to the building. ECS attempted to access all of the above referenced drinking water sources within the building. During sampling, initial draw samples were collected. The samples were collected in 250 mL bottles with a nitric acid preservative. These water bottles were provided to ECS by Maryland Spectral Services, Inc. The water samples were provided with unique identification labels which include the school initials, a sequential number identifier, and sample location identifier.

The collected water samples were sealed and transported by courier to Maryland Spectral Services, Inc. located in Baltimore, Maryland. The water samples were submitted for lead and copper drinking water analysis per EPA Method 200.8.

Please note that efforts were made to collect a sample from each of the above referenced drinking water sources within the building.

4.0 RESULTS

The following is a summary of laboratory results, findings, and observations.

4.1 Lead in Drinking Water

The water sample collected from the warming sink in Room C102 was reported to have a concentration of lead above the EPA lead action level of 0.015 mg/L (PPM). In total, twenty-nine (29) water samples were collected from the building. A table of the collected samples and the associated analytical results can be found in the appendices. Note that the analytical results displayed in the table have been converted to mg/L (PPM) for easy reference. A copy of the laboratory analytical results and chain of custody are attached to this report. A sketch identifying the approximate location of each water sample can also be found in the appendices.

4.2 Copper in Drinking Water

None of the water samples collected were reported to have concentrations above the EPA copper action level of 1.3 mg/L (PPM). In total, twelve (12) water samples were collected from the building. A table of the collected samples and the associated analytical results can be found in the appendices. Note that the analytical results displayed in the table have been converted to mg/L (PPM) for easy reference. A copy of the laboratory analytical results and chain of custody are attached to this report. A sketch identifying the approximate location of each water sample can also be found in the appendices.

5.0 RECOMMENDATIONS AND REGULATORY REQUIREMENTS

Based on our understanding of the purpose of the Lead and Copper Drinking Water Resampling Event, the results of laboratory analysis, and our findings and observations, ECS presents the following recommendations.

5.1 Lead in Drinking Water

The water sample collected from a warming sink Room C102 was reported above the lead action level. The other water samples collected were reported below the action level. The EPA's 3Ts document recommends choosing one of several short-term or permanent control measures. The following are the recommended short-term and permanent control measure options:

Short-Term Control Options:

- Provide Filters at Problem Taps - Point-of-use (POU) units are commercial available, can be relatively inexpensive, and quickly installed. The effectiveness of POUs can vary. POUs should be tested and certified against the NSF/ANSI Standard 53 (for lead removal) prior to installation. If POUs are installed, they should be incorporated into a routine maintenance plan;
- Flush Taps Prior to Use - Flushing individual outlets or all outlets may be used as a short term option. Based on ECS's follow up sampling results, flushing prior to use is not recommended as a control option; and,
- Provide Bottled Water - This control option is expensive and ECS does not recommend its use because of the relatively small number of elevated outlets.

Permanent Control Measures:

- Replacement of Problem Outlets - This option is recommended as a cost effective permanent control measure if there are only a few elevated outlets;
- Pipe Replacement;
- Provide Filters at Problem Taps; and,
- Reconfigure Plumbing.

After the implementation of a control option, ECS recommends follow-up sampling of the elevated outlet to evaluate effectiveness of the control option.

In addition to the remediation efforts for the elevated outlet, ECS recommends period follow-up screening be performed for the building. The EPA does not specify a specific time frame for which follow-up testing for schools needs to be performed. The EPA suggest that schools and child care facilities make testing a part of their routine building operations and states that annual monitoring provides information on changing concentrations and the effectiveness of remediation or treatment options.

As good practice, ECS recommends including this building in a comprehensive periodic follow-up screening sampling plan in which screening samples should be collected from this building at a minimum of every three years. If additional guidelines or regulations are enacted at a state or federal level in the future, the frequency of testing should be modified to reflect these changes.

In the US EPA 3Ts document, routine control measures are recommended as general good practice for over-all drinking water safety. The routine control measures that should be conducted to prevent exposure to elevated levels of lead, include the following:

- Clean debris from all accessible screens frequently;
- Use only cold water for food and beverage preparation. Hot water will dissolve lead more quickly than cold water and is likely to contain increased lead levels. If hot water is needed, it should be taken from the cold water tap and heated on a stove or in a microwave oven;
- If point-of-use filter devices have been installed, make sure they are maintained;
- Schedule routine flushing practices for drinking water and food preparation sources with emphasis on periods of time after weekends and long vacations where water may have remained stagnate for an extended period of time. Do not flush to many outlets at once because the increased flow may lead to additional contamination problems;
- Post placards near bathroom sinks with notices that water should not be consumed. The placards should use pictures if there are small children using bathrooms; and,
- US EPA recommends that the public and staff be notified of the findings of this sample event. EPA has described different procedures for dissemination of this information which are described in Section III.6 of the 3 Ts document. ACPS should review the different methods described and choose the most appropriate method.

5.2 Copper in Drinking Water

The sample results were reported below the EPA's LCR copper action level. No additional testing or remediation action in response to this sampling is recommended at this time.

The EPA does not specify a specific time frame for which follow-up testing for schools needs to be performed. The EPA suggest that schools and child care facilities make testing a part of their routine building operations and states that annual monitoring provides information on changing concentrations and the effectiveness of remediation or treatment options. As good practice, ECS recommends including this building in a comprehensive periodic follow-up screening sampling plan in which screening samples should be collected from this building at a minimum of every three years. If additional guidelines or regulations are enacted at a state or federal level in the future, the frequency of testing should be modified to reflect these changes.

6.0 LIMITATIONS

The conclusions and recommendations presented within this report are based upon a reasonable level of assessment within normal bounds and standards of professional practice for a site in this particular geographic setting. ECS is not responsible or liable for the discovery and elimination of hazards that may potentially cause damage, accidents, or injuries.

The observations, conclusions, and recommendations pertaining to environmental conditions at the subject site are necessarily limited to conditions observed, and/or materials reviewed at the time this study was undertaken. No warranty, expressed or implied, is made with regard to the conclusions and recommendations presented within this report. This report is provided for the exclusive use of the client. This report is not intended to be used or relied upon in connection with other projects or by other unidentified third parties without the written consent of ECS and the client.

The water samples collected and analyzed are only reflective of conditions at the time of this sampling event for the date of this report and these parameters can vary rapidly over time, depending upon a number of conditions, including site specific construction and environmental factors. As such, the sampling and results associated with this assessment is intended only as a description of available information at the dates and locations given. This report has been prepared in accordance with generally accepted environmental practices. Our conclusions and findings are based, in part, upon information provided to us by others and our site observations. We have not verified the completeness or accuracy of the information provided by others.

Our recommendations are in part based on federal, state, and local regulations and guidelines. ECS does not assume the responsibility of the person(s) in charge of the site, or otherwise undertake responsibility for reporting to any local, state, or federal public agencies, any conditions at the site that may present a potential danger to public health, safety, or the environment. Under this scope of services, ECS assumes no responsibility regarding any response actions initiated as a result of these findings. General compliance with regulations and response actions are the sole responsibility of the Client and should be conducted in accordance with local, state, and/or federal requirements.

Appendix I: Sample Location Sketch

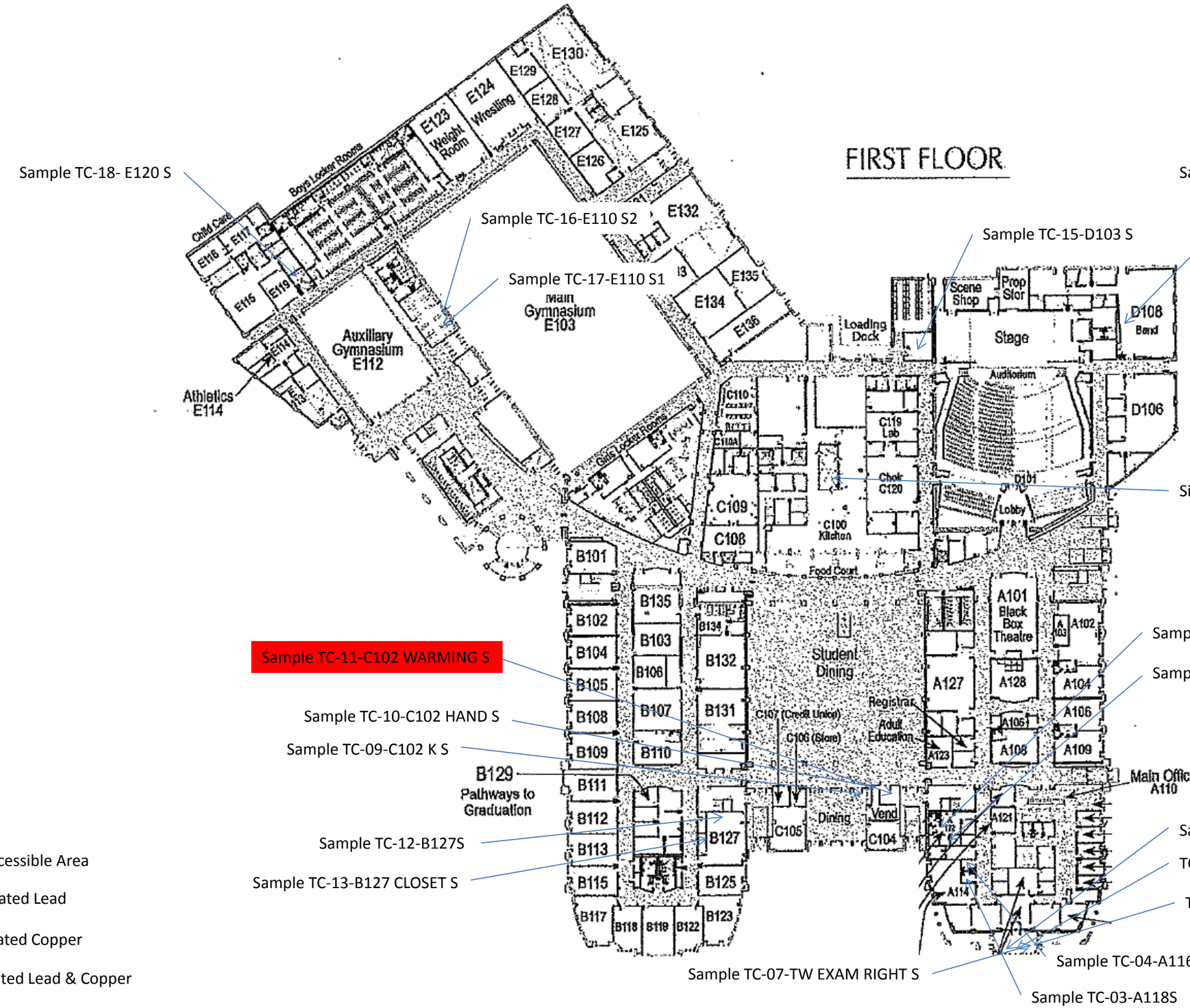

T.C. Williams High School
3330 King Street
Alexandria, VA 22302

Sample Location Sketch First Floor

Scale: NTS

Project No. 47:1519-K

Site Visit: 3/3/2020

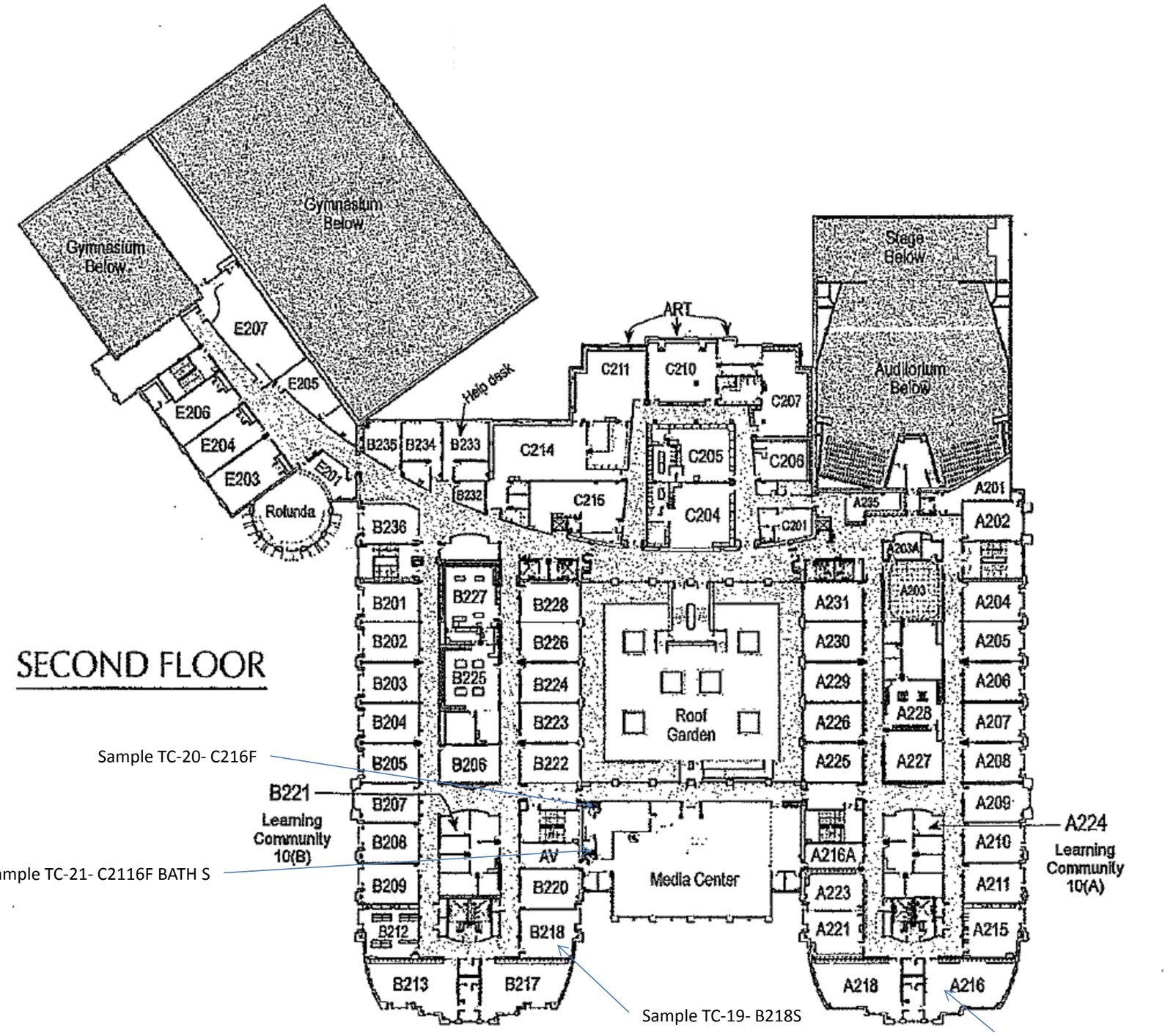

SECOND FLOOR

Inaccessible Area

Elevated Lead

Elevated Copper

Elevated Lead & Copper

T.C. Williams High School
3330 King Street
Alexandria, VA 22302

Sample Location Sketch Second Floor

Scale: NTS

Project No. 47:1519-K

Site Visit: 3/3/2020

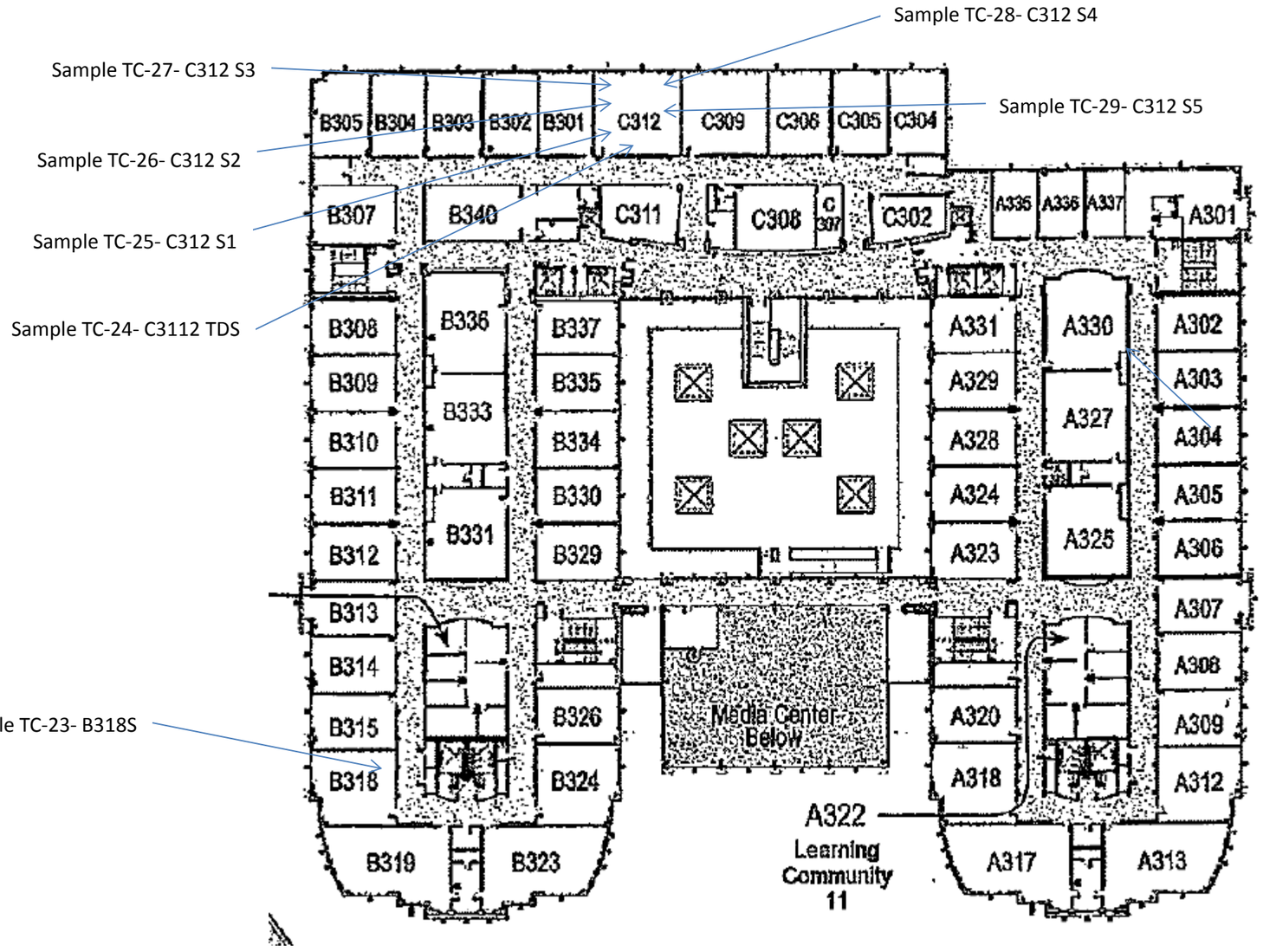

Inaccessible Area

Elevated Lead

Elevated Copper

Elevated Lead & Copper

T.C. Williams High School
3330 King Street
Alexandria, VA 22302

Sample Location Sketch First Floor

Scale: NTS

Project No.
47:1519-K

Site Visit:
3/3/2020

Appendix II: Lead and Copper Drinking Water Sample Results

Follow-Up T.C. Williams High School Copper and Lead Drink Water Results Table		
Sample Number	**Copper Result (mg/L)**	**Lead Result (mg/L)**
TC-01-A122S	0.089	<0.001
TC-02-A122FS	0.180	<0.001
TC-03-A118S	0.174	<0.001
TC-04-A116S	0.168	<0.001
TC-05-TW LAB S	0.111	0.002
TC-06-TW BATH S	0.175	<0.001
TC-07-TW EXAM RIGHT S	0.115	<0.001
TC-08-TW EXAM LEFT S	0.125	0.002
TC-09-C102 K S	0.108	<0.001
TC-10-C102 HAND S	0.324	<0.001
TC-11-C102 WARMING S	0.107	0.016
TC-12-B127S	0.428	<0.001
TC-13-B127 CLOSET S	0.323	0.008
TC-14-D108 S	0.071	<0.001
TC-15-D103 S	0.150	<0.001
TC-16-E110 S2	0.129	<0.001
TC-17-E110 S1	0.320	0.002
TC-18- E120 S	0.284	0.005
TC-19- B218S	1.220	0.003
TC-20- C216F	0.043	<0.001

Table Notes:
Red = Above Action Level

Sample Number	Copper Result (mg/L)	Lead Result (mg/L)
TC-21- C2116F BATH S	1.260	0.001
TC-22- A216 TDS	0.135	0.005
TC-23- B318S	0.242	<0.001
TC-24- C3112 TDS	0.118	0.004
TC-25- C312 S1	0.052	0.001
TC-26- C312 S2	0.068	0.002
TC-27- C312 S3	0.084	0.003
TC-28- C312 S4	0.350	0.001
TC-29- C312 S5	0.228	<0.001
The EPA's Lead and Copper Rule set an action level of 0.015 mg/L for lead and an action level of 1.3 mg/L for copper. Note these levels are related to public water systems (PWSs).		

Table Notes:
Red = Above Action Level

Appendix III: Laboratory Report(s)

Maryland spectral Services

Analytical Chemistry Services

1500 Caton Center Dr Suite G
Baltimore MD 21227
410-247-7600
www.mdspectral.com
MD DW LabID 153

10 March 2020

Michael Hamill
ECS-Chantilly
14026 Thunderbolt Place, Suite 100
Chantilly, VA 20151
RE: ACPS-TC

Enclosed are the results of analyses for samples received by the laboratory on 03/03/20 15:30.

Please visit our website at www.mdspectral.com for a complete listing of our accreditations.

If you have any questions concerning this report, please feel free to contact me.

Sincerely,



Will Brewington
President

1500 Caton Center Dr Suite G
Baltimore MD 21227
410-247-7600
www.mdspectral.com
MD DW LabID 153

Project: ACPS-TC

Project Number: 47:1519-K
Project Manager: Michael Hamill

Reported:
03/10/20 16:36

Client Sample ID	Alternate Sample ID	Laboratory ID	Matrix	Date Sampled	Date Received
TC-01-A122S		0030315-01	Drinking Water	03/03/20 05:05	03/03/20 15:30
TC-02-A122FS		0030315-02	Drinking Water	03/03/20 05:07	03/03/20 15:30
TC-03-A118S		0030315-03	Drinking Water	03/03/20 05:10	03/03/20 15:30
TC-04-A116S		0030315-04	Drinking Water	03/03/20 05:12	03/03/20 15:30
TC-05-TW LAB S		0030315-05	Drinking Water	03/03/20 05:16	03/03/20 15:30
TC-06-TW BATH S		0030315-06	Drinking Water	03/03/20 05:17	03/03/20 15:30
TC-07-TW EXAM RIGHT S		0030315-07	Drinking Water	03/03/20 05:19	03/03/20 15:30
TC-08-TW EXAM LEFT S		0030315-08	Drinking Water	03/03/20 05:20	03/03/20 15:30
TC-09-C102 K S		0030315-09	Drinking Water	03/03/20 05:25	03/03/20 15:30
TC-10-C102 HAND S		0030315-10	Drinking Water	03/03/20 05:26	03/03/20 15:30
TC-11-C102 WARMING S		0030315-11	Drinking Water	03/03/20 05:27	03/03/20 15:30
TC-12-B127S		0030315-12	Drinking Water	03/03/20 05:33	03/03/20 15:30
TC-13-B127 CLOSET S		0030315-13	Drinking Water	03/03/20 05:34	03/03/20 15:30
TC-14-D108 S		0030315-14	Drinking Water	03/03/20 05:45	03/03/20 15:30
TC-15-D103 S		0030315-15	Drinking Water	03/03/20 05:47	03/03/20 15:30
TC-16-E110 S2		0030315-16	Drinking Water	03/03/20 05:52	03/03/20 15:30
TC-17-E110 S1		0030315-17	Drinking Water	03/03/20 05:54	03/03/20 15:30
TC-18- E120 S		0030315-18	Drinking Water	03/03/20 05:56	03/03/20 15:30
TC-19- B218S		0030315-19	Drinking Water	03/03/20 06:00	03/03/20 15:30
TC-20- C216F		0030315-20	Drinking Water	03/03/20 06:05	03/03/20 15:30
TC-21- C2116F BATH S		0030315-21	Drinking Water	03/03/20 06:10	03/03/20 15:30
TC-22- A216S		0030315-22	Drinking Water	03/03/20 06:11	03/03/20 15:30
TC-23- B318S		0030315-23	Drinking Water	03/03/20 06:15	03/03/20 15:30
TC-24- C3112 TDS		0030315-24	Drinking Water	03/03/20 06:18	03/03/20 15:30
TC-25- C312 S1		0030315-25	Drinking Water	03/03/20 06:19	03/03/20 15:30



Will Brewington, President

The results in this report apply to the samples analyzed in accordance with the chain of custody document. This analytical report must be reproduced in its entirety.

1500 Caton Center Dr Suite G
Baltimore MD 21227
410-247-7600
www.mdspectral.com
MD DW LabID 153

Project: ACPS-TC

Project Number: 47:1519-K
Project Manager: Michael Hamill

Reported:
03/10/20 16:36

Client Sample ID	Alternate Sample ID	Laboratory ID	Matrix	Date Sampled	Date Received
TC-26- C312 S2		0030315-26	Drinking Water	03/03/20 06:20	03/03/20 15:30
TC-27- C312 S3		0030315-27	Drinking Water	03/03/20 06:22	03/03/20 15:30
TC-28- C312 S4		0030315-28	Drinking Water	03/03/20 06:23	03/03/20 15:30
TC-28- C312 S5		0030315-29	Drinking Water	03/03/20 06:24	03/03/20 15:30



Will Brewington, President

The results in this report apply to the samples analyzed in accordance with the chain of custody document. This analytical report must be reproduced in its entirety.

1500 Caton Center Dr Suite G
Baltimore MD 21227
410-247-7600
www.mdspectral.com
MD DW LabID 153

Project: ACPS-TC

Project Number: 47:1519-K
Project Manager: Michael Hamill

Reported:
03/10/20 16:36

TC-01-A122S

0030315-01 (Drinking Water)
Sample Date: 03/03/20

Analyte	Result	Notes	Units	Reporting Limit (MRL)	Detection Limit (LOD)	Dilution	Prepared	Analyzed	Analyst
TOTAL METALS ANALYSIS BY EPA 200.8DW Prepared by 200.8-No Digestion Metals									
Copper	**89.2**		ug/L	1.00	1.00	1	03/10/20	03/10/20 13:15	VVD
Lead	ND		ug/L	1.00	1.00	1	03/10/20	03/10/20 13:15	VVD

The results in this report apply to the samples analyzed in accordance with the chain of custody document. This analytical report must be reproduced in its entirety.

Will Brewington, President

1500 Caton Center Dr Suite G
Baltimore MD 21227
410-247-7600
www.mdspectral.com
MD DW LabID 153

Project: ACPS-TC

Project Number: 47:1519-K
Project Manager: Michael Hamill

Reported:
03/10/20 16:36

TC-02-A122FS

0030315-02 (Drinking Water)
Sample Date: 03/03/20

Analyte	Result	Notes	Units	Reporting Limit (MRL)	Detection Limit (LOD)	Dilution	Prepared	Analyzed	Analyst
TOTAL METALS ANALYSIS BY EPA 200.8DW Prepared by 200.8-No Digestion Metals									
Copper	**180**		ug/L	1.00	1.00	1	03/10/20	03/10/20 13:17	VVD
Lead	ND		ug/L	1.00	1.00	1	03/10/20	03/10/20 13:17	VVD



Will Brewington, President

The results in this report apply to the samples analyzed in accordance with the chain of custody document. This analytical report must be reproduced in its entirety.

1500 Caton Center Dr Suite G
Baltimore MD 21227
410-247-7600
www.mdspectral.com
MD DW LabID 153

Project: ACPS-TC

Project Number: 47:1519-K
Project Manager: Michael Hamill

Reported:
03/10/20 16:36

TC-03-A118S

0030315-03 (Drinking Water)
Sample Date: 03/03/20

Analyte	Result	Notes	Units	Reporting Limit (MRL)	Detection Limit (LOD)	Dilution	Prepared	Analyzed	Analyst
TOTAL METALS ANALYSIS BY EPA 200.8DW Prepared by 200.8-No Digestion Metals									
Copper	**174**		ug/L	1.00	1.00	1	03/10/20	03/10/20 13:20	VVD
Lead	ND		ug/L	1.00	1.00	1	03/10/20	03/10/20 13:20	VVD

The results in this report apply to the samples analyzed in accordance with the chain of custody document. This analytical report must be reproduced in its entirety.

Will Brewington, President

1500 Caton Center Dr Suite G
Baltimore MD 21227
410-247-7600
www.mdspectral.com
MD DW LabID 153

Project: ACPS-TC

Project Number: 47:1519-K
Project Manager: Michael Hamill

Reported:
03/10/20 16:36

TC-04-A116S

0030315-04 (Drinking Water)
Sample Date: 03/03/20

Analyte	Result	Notes	Units	Reporting Limit (MRL)	Detection Limit (LOD)	Dilution	Prepared	Analyzed	Analyst
TOTAL METALS ANALYSIS BY EPA 200.8DW Prepared by 200.8-No Digestion Metals									
Copper	**168**		ug/L	1.00	1.00	1	03/10/20	03/10/20 13:22	VVD
Lead	ND		ug/L	1.00	1.00	1	03/10/20	03/10/20 13:22	VVD



Will Brewington, President

The results in this report apply to the samples analyzed in accordance with the chain of custody document. This analytical report must be reproduced in its entirety.

1500 Caton Center Dr Suite G
Baltimore MD 21227
410-247-7600
www.mdspectral.com
MD DW LabID 153

Project: ACPS-TC

Project Number: 47:1519-K
Project Manager: Michael Hamill

Reported:
03/10/20 16:36

TC-05-TW LAB S

0030315-05 (Drinking Water)
Sample Date: 03/03/20

Analyte	Result	Notes	Units	Reporting Limit (MRL)	Detection Limit (LOD)	Dilution	Prepared	Analyzed	Analyst
TOTAL METALS ANALYSIS BY EPA 200.8DW Prepared by 200.8-No Digestion Metals									
Copper	**111**		ug/L	1.00	1.00	1	03/10/20	03/10/20 13:29	VVD
Lead	**1.82**		ug/L	1.00	1.00	1	03/10/20	03/10/20 13:29	VVD



Will Brewington, President

The results in this report apply to the samples analyzed in accordance with the chain of custody document. This analytical report must be reproduced in its entirety.

1500 Caton Center Dr Suite G
Baltimore MD 21227
410-247-7600
www.mdspectral.com
MD DW LabID 153

Project: ACPS-TC

Project Number: 47:1519-K
Project Manager: Michael Hamill

Reported:
03/10/20 16:36

TC-06-TW BATH S

0030315-06 (Drinking Water)
Sample Date: 03/03/20

Analyte	Result	Notes	Units	Reporting Limit (MRL)	Detection Limit (LOD)	Dilution	Prepared	Analyzed	Analyst
TOTAL METALS ANALYSIS BY EPA 200.8DW Prepared by 200.8-No Digestion Metals									
Copper	**175**		ug/L	1.00	1.00	1	03/10/20	03/10/20 13:32	VVD
Lead	ND		ug/L	1.00	1.00	1	03/10/20	03/10/20 13:32	VVD



Will Brewington, President

The results in this report apply to the samples analyzed in accordance with the chain of custody document. This analytical report must be reproduced in its entirety.

1500 Caton Center Dr Suite G
Baltimore MD 21227
410-247-7600
www.mdspectral.com
MD DW LabID 153

Project: ACPS-TC

Project Number: 47:1519-K
Project Manager: Michael Hamill

Reported:
03/10/20 16:36

TC-07-TW EXAM RIGHT S

0030315-07 (Drinking Water)
Sample Date: 03/03/20

Analyte	Result	Notes	Units	Reporting Limit (MRL)	Detection Limit (LOD)	Dilution	Prepared	Analyzed	Analyst
TOTAL METALS ANALYSIS BY EPA 200.8DW Prepared by 200.8-No Digestion Metals									
Copper	**115**		ug/L	1.00	1.00	1	03/10/20	03/10/20 13:35	VVD
Lead	ND		ug/L	1.00	1.00	1	03/10/20	03/10/20 13:35	VVD

The results in this report apply to the samples analyzed in accordance with the chain of custody document. This analytical report must be reproduced in its entirety.

Will Brewington, President

Maryland spectral Services

Analytical Chemistry Services

1500 Caton Center Dr Suite G
Baltimore MD 21227
410-247-7600
www.mdspectral.com
MD DW LabID 153

Project: ACPS-TC

Project Number: 47:1519-K
Project Manager: Michael Hamill

Reported:
03/10/20 16:36

TC-08-TW EXAM LEFT S

0030315-08 (Drinking Water)
Sample Date: 03/03/20

Analyte	Result	Notes	Units	Reporting Limit (MRL)	Detection Limit (LOD)	Dilution	Prepared	Analyzed	Analyst
TOTAL METALS ANALYSIS BY EPA 200.8DW Prepared by 200.8-No Digestion Metals									
Copper	**125**		ug/L	1.00	1.00	1	03/10/20	03/10/20 13:37	VVD
Lead	**2.30**		ug/L	1.00	1.00	1	03/10/20	03/10/20 13:37	VVD

The results in this report apply to the samples analyzed in accordance with the chain of custody document. This analytical report must be reproduced in its entirety.

Will Brewington, President

1500 Caton Center Dr Suite G
Baltimore MD 21227
410-247-7600
www.mdspectral.com
MD DW LabID 153

Project: ACPS-TC

Project Number: 47:1519-K
Project Manager: Michael Hamill

Reported:
03/10/20 16:36

TC-09-C102 K S

0030315-09 (Drinking Water)
Sample Date: 03/03/20

Analyte	Result	Notes	Units	Reporting Limit (MRL)	Detection Limit (LOD)	Dilution	Prepared	Analyzed	Analyst
TOTAL METALS ANALYSIS BY EPA 200.8DW Prepared by 200.8-No Digestion Metals									
Copper	**108**		ug/L	1.00	1.00	1	03/10/20	03/10/20 13:40	VVD
Lead	ND		ug/L	1.00	1.00	1	03/10/20	03/10/20 13:40	VVD



Will Brewington, President

The results in this report apply to the samples analyzed in accordance with the chain of custody document. This analytical report must be reproduced in its entirety.

1500 Caton Center Dr Suite G
Baltimore MD 21227
410-247-7600
www.mdspectral.com
MD DW LabID 153

Project: ACPS-TC

Project Number: 47:1519-K
Project Manager: Michael Hamill

Reported:
03/10/20 16:36

TC-10-C102 HAND S

0030315-10 (Drinking Water)
Sample Date: 03/03/20

Analyte	Result	Notes	Units	Reporting Limit (MRL)	Detection Limit (LOD)	Dilution	Prepared	Analyzed	Analyst
TOTAL METALS ANALYSIS BY EPA 200.8DW Prepared by 200.8-No Digestion Metals									
Copper	**324**		ug/L	1.00	1.00	1	03/10/20	03/10/20 13:42	VVD
Lead	ND		ug/L	1.00	1.00	1	03/10/20	03/10/20 13:42	VVD

The results in this report apply to the samples analyzed in accordance with the chain of custody document. This analytical report must be reproduced in its entirety.

Will Brewington, President

1500 Caton Center Dr Suite G
Baltimore MD 21227
410-247-7600
www.mdspectral.com
MD DW LabID 153

Project: ACPS-TC

Project Number: 47:1519-K
Project Manager: Michael Hamill

Reported:
03/10/20 16:36

TC-11-C102 WARMING S

0030315-11 (Drinking Water)
Sample Date: 03/03/20

Analyte	Result	Notes	Units	Reporting Limit (MRL)	Detection Limit (LOD)	Dilution	Prepared	Analyzed	Analyst
TOTAL METALS ANALYSIS BY EPA 200.8DW Prepared by 200.2-Digested Metals									
Copper	**107**		ug/L	1.00	1.00	1	03/09/20	03/10/20 12:40	VVD
Lead	**16.2**		ug/L	1.00	1.00	1	03/09/20	03/10/20 12:40	VVD



Will Brewington, President

The results in this report apply to the samples analyzed in accordance with the chain of custody document. This analytical report must be reproduced in its entirety.

1500 Caton Center Dr Suite G
Baltimore MD 21227
410-247-7600
www.mdspectral.com
MD DW LabID 153

Project: ACPS-TC

Project Number: 47:1519-K
Project Manager: Michael Hamill

Reported:
03/10/20 16:36

TC-12-B127S

0030315-12 (Drinking Water)
Sample Date: 03/03/20

Analyte	Result	Notes	Units	Reporting Limit (MRL)	Detection Limit (LOD)	Dilution	Prepared	Analyzed	Analyst
TOTAL METALS ANALYSIS BY EPA 200.8DW Prepared by 200.8-No Digestion Metals									
Copper	**428**		ug/L	1.00	1.00	1	03/10/20	03/10/20 13:59	VVD
Lead	ND		ug/L	1.00	1.00	1	03/10/20	03/10/20 13:59	VVD



Will Brewington, President

The results in this report apply to the samples analyzed in accordance with the chain of custody document. This analytical report must be reproduced in its entirety.

1500 Caton Center Dr Suite G
Baltimore MD 21227
410-247-7600
www.mdspectral.com
MD DW LabID 153

Project: ACPS-TC

Project Number: 47:1519-K
Project Manager: Michael Hamill

Reported:
03/10/20 16:36

TC-13-B127 CLOSET S

0030315-13 (Drinking Water)
Sample Date: 03/03/20

Analyte	Result	Notes	Units	Reporting Limit (MRL)	Detection Limit (LOD)	Dilution	Prepared	Analyzed	Analyst
TOTAL METALS ANALYSIS BY EPA 200.8DW Prepared by 200.8-No Digestion Metals									
Copper	**323**		ug/L	1.00	1.00	1	03/10/20	03/10/20 14:02	VVD
Lead	**7.65**		ug/L	1.00	1.00	1	03/10/20	03/10/20 14:02	VVD

The results in this report apply to the samples analyzed in accordance with the chain of custody document. This analytical report must be reproduced in its entirety.

Will Brewington, President

1500 Caton Center Dr Suite G
Baltimore MD 21227
410-247-7600
www.mdspectral.com
MD DW LabID 153

Project: ACPS-TC

Project Number: 47:1519-K
Project Manager: Michael Hamill

Reported:
03/10/20 16:36

TC-14-D108 S

0030315-14 (Drinking Water)
Sample Date: 03/03/20

Analyte	Result	Notes	Units	Reporting Limit (MRL)	Detection Limit (LOD)	Dilution	Prepared	Analyzed	Analyst
TOTAL METALS ANALYSIS BY EPA 200.8DW Prepared by 200.8-No Digestion Metals									
Copper	**70.8**		ug/L	1.00	1.00	1	03/10/20	03/10/20 14:05	VVD
Lead	ND		ug/L	1.00	1.00	1	03/10/20	03/10/20 14:05	VVD



Will Brewington, President

The results in this report apply to the samples analyzed in accordance with the chain of custody document. This analytical report must be reproduced in its entirety.

1500 Caton Center Dr Suite G
Baltimore MD 21227
410-247-7600
www.mdspectral.com
MD DW LabID 153

Project: ACPS-TC

Project Number: 47:1519-K
Project Manager: Michael Hamill

Reported:
03/10/20 16:36

TC-15-D103 S

0030315-15 (Drinking Water)
Sample Date: 03/03/20

Analyte	Result	Notes	Units	Reporting Limit (MRL)	Detection Limit (LOD)	Dilution	Prepared	Analyzed	Analyst
TOTAL METALS ANALYSIS BY EPA 200.8DW Prepared by 200.8-No Digestion Metals									
Copper	**150**		ug/L	1.00	1.00	1	03/10/20	03/10/20 14:07	VVD
Lead	ND		ug/L	1.00	1.00	1	03/10/20	03/10/20 14:07	VVD



Will Brewington, President

The results in this report apply to the samples analyzed in accordance with the chain of custody document. This analytical report must be reproduced in its entirety.

1500 Caton Center Dr Suite G
Baltimore MD 21227
410-247-7600
www.mdspectral.com
MD DW LabID 153

Project: ACPS-TC

Project Number: 47:1519-K
Project Manager: Michael Hamill

Reported:
03/10/20 16:36

TC-16-E110 S2

0030315-16 (Drinking Water)
Sample Date: 03/03/20

Analyte	Result	Notes	Units	Reporting Limit (MRL)	Detection Limit (LOD)	Dilution	Prepared	Analyzed	Analyst
TOTAL METALS ANALYSIS BY EPA 200.8DW Prepared by 200.8-No Digestion Metals									
Copper	**129**		ug/L	1.00	1.00	1	03/10/20	03/10/20 14:10	VVD
Lead	ND		ug/L	1.00	1.00	1	03/10/20	03/10/20 14:10	VVD



Will Brewington, President

The results in this report apply to the samples analyzed in accordance with the chain of custody document. This analytical report must be reproduced in its entirety.

1500 Caton Center Dr Suite G
Baltimore MD 21227
410-247-7600
www.mdspectral.com
MD DW LabID 153

Project: ACPS-TC

Project Number: 47:1519-K
Project Manager: Michael Hamill

Reported:
03/10/20 16:36

TC-17-E110 S1

0030315-17 (Drinking Water)
Sample Date: 03/03/20

Analyte	Result	Notes	Units	Reporting Limit (MRL)	Detection Limit (LOD)	Dilution	Prepared	Analyzed	Analyst
TOTAL METALS ANALYSIS BY EPA 200.8DW Prepared by 200.8-No Digestion Metals									
Copper	**320**		ug/L	1.00	1.00	1	03/10/20	03/10/20 14:12	VVD
Lead	**2.07**		ug/L	1.00	1.00	1	03/10/20	03/10/20 14:12	VVD

The results in this report apply to the samples analyzed in accordance with the chain of custody document. This analytical report must be reproduced in its entirety.

Will Brewington, President

1500 Caton Center Dr Suite G
Baltimore MD 21227
410-247-7600
www.mdspectral.com
MD DW LabID 153

Project: ACPS-TC

Project Number: 47:1519-K
Project Manager: Michael Hamill

Reported:
03/10/20 16:36

TC-18- E120 S

0030315-18 (Drinking Water)
Sample Date: 03/03/20

Analyte	Result	Notes	Units	Reporting Limit (MRL)	Detection Limit (LOD)	Dilution	Prepared	Analyzed	Analyst
TOTAL METALS ANALYSIS BY EPA 200.8DW Prepared by 200.8-No Digestion Metals									
Copper	**284**		ug/L	1.00	1.00	1	03/10/20	03/10/20 14:15	VVD
Lead	**4.79**		ug/L	1.00	1.00	1	03/10/20	03/10/20 14:15	VVD

The results in this report apply to the samples analyzed in accordance with the chain of custody document. This analytical report must be reproduced in its entirety.

Will Brewington, President

1500 Caton Center Dr Suite G
Baltimore MD 21227
410-247-7600
www.mdspectral.com
MD DW LabID 153

Project: ACPS-TC

Project Number: 47:1519-K
Project Manager: Michael Hamill

Reported:
03/10/20 16:36

TC-19- B218S

0030315-19 (Drinking Water)
Sample Date: 03/03/20

Analyte	Result	Notes	Units	Reporting Limit (MRL)	Detection Limit (LOD)	Dilution	Prepared	Analyzed	Analyst
TOTAL METALS ANALYSIS BY EPA 200.8DW Prepared by 200.8-No Digestion Metals									
Copper	**1220**		ug/L	10.0	10.0	10	03/10/20	03/10/20 15:07	VVD
Lead	**2.82**		ug/L	1.00	1.00	1	03/10/20	03/10/20 14:17	VVD



Will Brewington, President

The results in this report apply to the samples analyzed in accordance with the chain of custody document. This analytical report must be reproduced in its entirety.

1500 Caton Center Dr Suite G
Baltimore MD 21227
410-247-7600
www.mdspectral.com
MD DW LabID 153

Project: ACPS-TC

Project Number: 47:1519-K
Project Manager: Michael Hamill

Reported:
03/10/20 16:36

TC-20- C216F

0030315-20 (Drinking Water)
Sample Date: 03/03/20

Analyte	Result	Notes	Units	Reporting Limit (MRL)	Detection Limit (LOD)	Dilution	Prepared	Analyzed	Analyst
TOTAL METALS ANALYSIS BY EPA 200.8DW Prepared by 200.8-No Digestion Metals									
Copper	**43.2**		ug/L	1.00	1.00	1	03/10/20	03/10/20 14:20	VVD
Lead	ND		ug/L	1.00	1.00	1	03/10/20	03/10/20 14:20	VVD

The results in this report apply to the samples analyzed in accordance with the chain of custody document. This analytical report must be reproduced in its entirety.

Will Brewington, President

1500 Caton Center Dr Suite G
Baltimore MD 21227
410-247-7600
www.mdspectral.com
MD DW LabID 153

Project: ACPS-TC

Project Number: 47:1519-K
Project Manager: Michael Hamill

Reported:
03/10/20 16:36

TC-21- C2116F BATH S

0030315-21 (Drinking Water)
Sample Date: 03/03/20

Analyte	Result	Notes	Units	Reporting Limit (MRL)	Detection Limit (LOD)	Dilution	Prepared	Analyzed	Analyst
TOTAL METALS ANALYSIS BY EPA 200.8DW Prepared by 200.8-No Digestion Metals									
Copper	**1260**		ug/L	10.0	10.0	10	03/10/20	03/10/20 15:09	VVD
Lead	**1.22**		ug/L	1.00	1.00	1	03/10/20	03/10/20 14:22	VVD



Will Brewington, President

The results in this report apply to the samples analyzed in accordance with the chain of custody document. This analytical report must be reproduced in its entirety.

1500 Caton Center Dr Suite G
Baltimore MD 21227
410-247-7600
www.mdspectral.com
MD DW LabID 153

Project: ACPS-TC

Project Number: 47:1519-K
Project Manager: Michael Hamill

Reported:
03/10/20 16:36

TC-22- A216S

0030315-22 (Drinking Water)
Sample Date: 03/03/20

Analyte	Result	Notes	Units	Reporting Limit (MRL)	Detection Limit (LOD)	Dilution	Prepared	Analyzed	Analyst
TOTAL METALS ANALYSIS BY EPA 200.8DW Prepared by 200.8-No Digestion Metals									
Copper	**135**		ug/L	1.00	1.00	1	03/10/20	03/10/20 14:39	VVD
Lead	**5.42**		ug/L	1.00	1.00	1	03/10/20	03/10/20 14:39	VVD

The results in this report apply to the samples analyzed in accordance with the chain of custody document. This analytical report must be reproduced in its entirety.

Will Brewington, President

1500 Caton Center Dr Suite G
Baltimore MD 21227
410-247-7600
www.mdspectral.com
MD DW LabID 153

Project: ACPS-TC

Project Number: 47:1519-K
Project Manager: Michael Hamill

Reported:
03/10/20 16:36

TC-23- B318S

0030315-23 (Drinking Water)
Sample Date: 03/03/20

Analyte	Result	Notes	Units	Reporting Limit (MRL)	Detection Limit (LOD)	Dilution	Prepared	Analyzed	Analyst
TOTAL METALS ANALYSIS BY EPA 200.8DW Prepared by 200.8-No Digestion Metals									
Copper	**242**		ug/L	1.00	1.00	1	03/10/20	03/10/20 14:42	VVD
Lead	ND		ug/L	1.00	1.00	1	03/10/20	03/10/20 14:42	VVD



Will Brewington, President

The results in this report apply to the samples analyzed in accordance with the chain of custody document. This analytical report must be reproduced in its entirety.

1500 Caton Center Dr Suite G
Baltimore MD 21227
410-247-7600
www.mdspectral.com
MD DW LabID 153

Project: ACPS-TC

Project Number: 47:1519-K
Project Manager: Michael Hamill

Reported:
03/10/20 16:36

TC-24- C3112 TDS

0030315-24 (Drinking Water)
Sample Date: 03/03/20

Analyte	Result	Notes	Units	Reporting Limit (MRL)	Detection Limit (LOD)	Dilution	Prepared	Analyzed	Analyst
TOTAL METALS ANALYSIS BY EPA 200.8DW Prepared by 200.8-No Digestion Metals									
Copper	**118**		ug/L	1.00	1.00	1	03/10/20	03/10/20 14:44	VVD
Lead	**4.17**		ug/L	1.00	1.00	1	03/10/20	03/10/20 14:44	VVD

The results in this report apply to the samples analyzed in accordance with the chain of custody document. This analytical report must be reproduced in its entirety.

Will Brewington, President

1500 Caton Center Dr Suite G
Baltimore MD 21227
410-247-7600
www.mdspectral.com
MD DW LabID 153

Project: ACPS-TC

Project Number: 47:1519-K
Project Manager: Michael Hamill

Reported:
03/10/20 16:36

TC-25- C312 S1

0030315-25 (Drinking Water)
Sample Date: 03/03/20

Analyte	Result	Notes	Units	Reporting Limit (MRL)	Detection Limit (LOD)	Dilution	Prepared	Analyzed	Analyst
TOTAL METALS ANALYSIS BY EPA 200.8DW Prepared by 200.8-No Digestion Metals									
Copper	**52.3**		ug/L	1.00	1.00	1	03/10/20	03/10/20 14:47	VVD
Lead	**1.22**		ug/L	1.00	1.00	1	03/10/20	03/10/20 14:47	VVD

The results in this report apply to the samples analyzed in accordance with the chain of custody document. This analytical report must be reproduced in its entirety.

Will Brewington, President

1500 Caton Center Dr Suite G
Baltimore MD 21227
410-247-7600
www.mdspectral.com
MD DW LabID 153

Project: ACPS-TC

Project Number: 47:1519-K
Project Manager: Michael Hamill

Reported:
03/10/20 16:36

TC-26- C312 S2

0030315-26 (Drinking Water)
Sample Date: 03/03/20

Analyte	Result	Notes	Units	Reporting Limit (MRL)	Detection Limit (LOD)	Dilution	Prepared	Analyzed	Analyst
TOTAL METALS ANALYSIS BY EPA 200.8DW Prepared by 200.8-No Digestion Metals									
Copper	**68.2**		ug/L	1.00	1.00	1	03/10/20	03/10/20 14:50	VVD
Lead	**1.78**		ug/L	1.00	1.00	1	03/10/20	03/10/20 14:50	VVD

The results in this report apply to the samples analyzed in accordance with the chain of custody document. This analytical report must be reproduced in its entirety.

Will Brewington, President

1500 Caton Center Dr Suite G
Baltimore MD 21227
410-247-7600
www.mdspectral.com
MD DW LabID 153

Project: ACPS-TC

Project Number: 47:1519-K
Project Manager: Michael Hamill

Reported:
03/10/20 16:36

TC-27- C312 S3

0030315-27 (Drinking Water)
Sample Date: 03/03/20

Analyte	Result	Notes	Units	Reporting Limit (MRL)	Detection Limit (LOD)	Dilution	Prepared	Analyzed	Analyst
TOTAL METALS ANALYSIS BY EPA 200.8DW Prepared by 200.8-No Digestion Metals									
Copper	**84.2**		ug/L	1.00	1.00	1	03/10/20	03/10/20 14:52	VVD
Lead	**2.53**		ug/L	1.00	1.00	1	03/10/20	03/10/20 14:52	VVD

The results in this report apply to the samples analyzed in accordance with the chain of custody document. This analytical report must be reproduced in its entirety.

Will Brewington, President

1500 Caton Center Dr Suite G
Baltimore MD 21227
410-247-7600
www.mdspectral.com
MD DW LabID 153

Project: ACPS-TC

Project Number: 47:1519-K
Project Manager: Michael Hamill

Reported:
03/10/20 16:36

TC-28- C312 S4

0030315-28 (Drinking Water)
Sample Date: 03/03/20

Analyte	Result	Notes	Units	Reporting Limit (MRL)	Detection Limit (LOD)	Dilution	Prepared	Analyzed	Analyst
TOTAL METALS ANALYSIS BY EPA 200.8DW Prepared by 200.8-No Digestion Metals									
Copper	**350**		ug/L	1.00	1.00	1	03/10/20	03/10/20 14:59	VVD
Lead	**1.00**		ug/L	1.00	1.00	1	03/10/20	03/10/20 14:59	VVD

The results in this report apply to the samples analyzed in accordance with the chain of custody document. This analytical report must be reproduced in its entirety.

Will Brewington, President

1500 Caton Center Dr Suite G
Baltimore MD 21227
410-247-7600
www.mdspectral.com
MD DW LabID 153

Project: ACPS-TC

Project Number: 47:1519-K
Project Manager: Michael Hamill

Reported:
03/10/20 16:36

TC-28- C312 S5

0030315-29 (Drinking Water)
Sample Date: 03/03/20

Analyte	Result	Notes	Units	Reporting Limit (MRL)	Detection Limit (LOD)	Dilution	Prepared	Analyzed	Analyst
TOTAL METALS ANALYSIS BY EPA 200.8DW Prepared by 200.8-No Digestion Metals									
Copper	**228**		ug/L	1.00	1.00	1	03/10/20	03/10/20 15:02	VVD
Lead	ND		ug/L	1.00	1.00	1	03/10/20	03/10/20 15:02	VVD



Will Brewington, President

The results in this report apply to the samples analyzed in accordance with the chain of custody document. This analytical report must be reproduced in its entirety.

1500 Caton Center Dr Suite G
Baltimore MD 21227
410-247-7600
www.mdspectral.com
MD DW LabID 153

Project: ACPS-TC

Project Number: 47:1519-K
Project Manager: Michael Hamill

Reported:
03/10/20 16:36

TOTAL METALS ANALYSIS BY EPA 200.8DW - Quality Control

Analyte	Result	Notes	Reporting Limit	Units	Spike Level	Source Result	%REC	%REC Limits	RPD	RPD Limit
Batch B003129 - 200.2-Digested Metals										
Blank (B003129-BLK1)					Prepared: 03/09/20 Analyzed: 03/10/20					
Copper	ND		1.00	ug/L						
Lead	ND		1.00	ug/L						
LCS (B003129-BS1)					Prepared: 03/09/20 Analyzed: 03/10/20					
Copper	9.63		1.00	ug/L	10.0		96	80-120		
Lead	10.0		1.00	ug/L	10.0		100	80-120		
Duplicate (B003129-DUP1)		**Source: 0030521-02**			Prepared: 03/09/20 Analyzed: 03/10/20					
Copper	2870	E	1.00	ug/L		2830			1	20
Lead	1.69		1.00	ug/L		1.70			0.5	20
Matrix Spike (B003129-MS1)		**Source: 0030521-02**			Prepared: 03/09/20 Analyzed: 03/10/20					
Copper	2780	QM-4X, E	1.00	ug/L	10.0	2830	NR	80-120		
Lead	9.42		1.00	ug/L	10.0	1.70	77	80-120		
Batch B003137 - 200.8-No Digestion Metals										
Blank (B003137-BLK1)					Prepared & Analyzed: 03/10/20					
Copper	ND		1.00	ug/L						
Lead	ND		1.00	ug/L						
Blank (B003137-BLK2)					Prepared & Analyzed: 03/10/20					
Copper	ND		1.00	ug/L						
Lead	ND		1.00	ug/L						
Blank (B003137-BLK3)					Prepared & Analyzed: 03/10/20					
Copper	ND		1.00	ug/L						
Lead	ND		1.00	ug/L						



Will Brewington, President

The results in this report apply to the samples analyzed in accordance with the chain of custody document. This analytical report must be reproduced in its entirety.

1500 Caton Center Dr Suite G
Baltimore MD 21227
410-247-7600
www.mdspectral.com
MD DW LabID 153

Project: ACPS-TC

Project Number: 47:1519-K
Project Manager: Michael Hamill

Reported:
03/10/20 16:36

TOTAL METALS ANALYSIS BY EPA 200.8DW - Quality Control

Analyte	Result	Notes	Reporting Limit	Units	Spike Level	Source Result	%REC	%REC Limits	RPD	RPD Limit
Batch B003137 - 200.8-No Digestion Metals										
Blank (B003137-BLK4)					Prepared & Analyzed: 03/10/20					
Copper	ND		1.00	ug/L						
Lead	ND		1.00	ug/L						
LCS (B003137-BS1)					Prepared & Analyzed: 03/10/20					
Copper	10.0		1.00	ug/L	10.0		100	80-120		
Lead	10.2		1.00	ug/L	10.0		102	80-120		
LCS (B003137-BS2)					Prepared & Analyzed: 03/10/20					
Copper	10.0		1.00	ug/L	10.0		100	80-120		
Lead	10.3		1.00	ug/L	10.0		103	80-120		
LCS (B003137-BS3)					Prepared & Analyzed: 03/10/20					
Copper	10.2		1.00	ug/L	10.0		102	80-120		
Lead	10.5		1.00	ug/L	10.0		105	80-120		
LCS (B003137-BS4)					Prepared & Analyzed: 03/10/20					
Copper	9.63		1.00	ug/L	10.0		96	80-120		
Lead	10.1		1.00	ug/L	10.0		101	80-120		

The results in this report apply to the samples analyzed in accordance with the chain of custody document. This analytical report must be reproduced in its entirety.

Will Brewington, President

1500 Caton Center Dr Suite G
Baltimore MD 21227
410-247-7600
www.mdspectral.com
MD DW LabID 153

Project: ACPS-TC

Project Number: 47:1519-K
Project Manager: Michael Hamill

Reported:
03/10/20 16:36

Notes and Definitions

QM-4X	The spike recovery was outside of QC acceptance limits for the MS and/or MSD due to analyte concentration at 4 times or greater the spike concentration. The QC batch was accepted based on LCS and/or LCSD recoveries within the acceptance limits.
E	The concentration indicated for this analyte is an estimated value above the calibration range of the instrument. This value is considered an estimate (CLP E-flag).
DET	Analyte DETECTED
ND	Analyte NOT DETECTED at or above the reporting limit
NR	Not Reported
dry	Sample results reported on a dry weight basis
RPD	Relative Percent Difference
%-Solids	Percent Solids is a supportive test and as such does not require accredidation



Will Brewington, President

The results in this report apply to the samples analyzed in accordance with the chain of custody document. This analytical report must be reproduced in its entirety.

CHAIN-OF-CUSTODY RECORD

Maryland Spectral Services, Inc.
1500 Caton Center Drive, Suite G
Baltimore, MD 21227
410-247-7600 • Fax 410-247-7602
labman@mdspectral.com

Matrix Codes: NW (nonpotable water)
PW (potable water)

Company Name: ECS (Va)	Project Manager: Michael Hamill
Project Name: ACPS Water Sampling	Project ID: 47.1519-K
Sampler(s): ACF	P.O. Number: 47.1519-K

Field Sample ID	Date	Time	Water	Soil	Other	No. of Containers	Analysis Requested: lead (200.8 DW)	Analysis Requested: copper (200.8 DW)	Preservative: 1+1 HCL, H_2SO_4, Methanol, $Na_2S_2O_3$, $NaHCO_3$	Field pH, Residual Chlorine, QC Request, Trip Blank, Field Blank	MSS Lab ID
TC-01-AM2S	3/3/20	5:05	X			1	X	X	~~Ice~~ HNO3		0030315-01
TC-02-A122FS		5:07									-02
TC-03-A118S		5:10									-03
TC-04-A116S		5:12									-04
TC-05-TW Lab S		5:16									-05
TC-06-TW Baths		5:17									-06
TC-07-TW Exam Right S		5:19									-07
TC-08-TW Exam Left S		5:20									-08
TC-09-C102KS		5:25									-09
TC-10-C102 Hand S		5:26									-10

Relinquished by: (Signature)	Date/Time	Received by: (Signature)	Relinquished by: (Signature)	Date/Time	Received by: (Signature)
(Printed) Anna Francisca	3/3/20 8:30	(Printed)	(Printed)		(Printed)
Relinquished by: (Signature)	Date/Time	Received by Lab: (Signature)			
(Printed)	3/3/20 15:30	(Printed) Rachel Horner			

Turn Around Time:

- ☐ Normal (7 day)
- ☐ 5 day
- ☐ 4 day
- ☒ 3 day
- ☐ Rush (2 day)
- ☐ Next Day
- ☐ Other: _____
- ☐ Specific Due Date: _____

Lab Use:

Temp: 21.3 °C

- ☐ Received on Ice
- ☐ Received same day
- ☐ Preservation Appropriate

Delivery Method:

- ☑ Courier
- ☐ Client
- ☐ UPS
- ☐ FedEx
- ☐ USPS
- ☐ Other: _____

Special Instructions/QC Requirements & Comments:

Sample Disposal:

- ☐ Return to Client
- ☐ Disposal by lab
- ☐ Archive for _____ days

MSS-F001-03/13

CHAIN-OF-CUSTODY RECORD

Company Name: ECS (Va)	**Project Manager:** Michael Hamill
Project Name: ACPS Water Sampling	**Project ID:** 47.1519-K
Sampler(s): ACF	**P.O. Number:** 47.1519-K

Maryland Spectral Services, Inc.
1500 Caton Center Drive, Suite G
Baltimore, MD 21227
410-247-7600 • Fax 410-247-7602
labman@mdspectral.com

Matrix Codes: NW (nonpotable water)
PW (potable water)

Field Sample ID	Date	Time	Water	Soil	Other	No. of Containers	Analysis Requested: Lead (200.8 DW)	Analysis Requested: Copper (200.8 DW)	Preservative: 1+1 HCL, H_2SO_4, Methanol, $Na_2S_2O_3$, $NaHCO_3$	Field pH, Residual Chlorine, QC Request, Trip Blank, Field Blank	MSS Lab ID
TC-11-CMA Warming	3/3/20	5:27	X			1	X	X	~~Ice~~ HNO_3		0030315-11
TC-12-B127S		5:33									-12
TC-13-B127 Closet S		5:34									-13
TC-14-D108S		5:45									-14
TC-15-D103S		5:47									-15
TC-16-E110S2		5:52									-16
TC-17-E110S1		5:54									-17
TC-18-E120S		5:56									-18
TC-19-B218S		6:00									-19
TC-20-C216F		6:05									-20

Relinquished by: (Signature) Anna Franciosa	Date/Time 3/3/20 8:30	Received by: (Signature)	Relinquished by: (Signature)	Date/Time	Received by: (Signature)
(Printed) Anna Franciosa		(Printed)	(Printed)		(Printed)
Relinquished by: (Signature)	Date/Time 3/3/20 15:30	Received by Lab: (Signature) Rachel Horner			
(Printed)		(Printed)			

Turn Around Time:
- ☐ Normal (7 day)
- ☐ 5 day
- ☐ 4 day
- ☑ 3 day
- ☐ Rush (2 day)
- ☐ Next Day
- ☐ Other: _____
- ☐ Specific Due Date: _____

Lab Use:
Temp: 21.3°C
- ☐ Received on Ice
- ☐ Received same day
- ☐ Preservation Appropriate

Delivery Method:
- ☑ Courier
- ☐ Client
- ☐ UPS
- ☐ FedEx
- ☐ USPS
- ☐ Other: _____

Special Instructions/QC Requirements & Comments:

Sample Disposal:
- ☐ Return to Client
- ☐ Disposal by lab
- ☐ Archive for _____ days

CHAIN-OF-CUSTODY RECORD

Maryland Spectral Services, Inc.
1500 Caton Center Drive, Suite G
Baltimore, MD 21227
410-247-7600 • Fax 410-247-7602
labman@mdspectral.com

Company Name:	Project Manager:
ECS (Va)	Michael Hamill
Project Name:	**Project ID:**
ACPS Water Sampling	47.1519-K
Sampler(s):	**P.O. Number:**
ACF	47.1519-K

Matrix Codes: NW (nonpotable water)
PW (potable water)

Field Sample ID	Date	Time	Water	Soil	Other	No. of Containers	Lead (200.8/200.7)	Copper (200.8/200.7)	Preservative: 1+1 HCL, H_2SO_4, Methanol, $Na_2S_2O_3$, $NaHCO_3$	Field pH, Residual Chlorine, QC Request, Trip Blank, Field Blank	MSS Lab ID
TC-21-C2116F Bath5	3/3/20	6:10	X			1	X	X	~~Ice~~ HNO_3		0030315-21
TC-22-A2165		6:11									-22
TC-23-B3185		6:15									-23
TC-24-C312TDS		6:18									-24
TC-25-C31251		6:19									-25
TC-26-C31252		6:20									-26
TC-27-C31253		6:22									-27
TC-28-C31254		6:23									-28
~~TC-29~~											
TC-29-C31255		6:24									-29

Relinquished by: (Signature)	Date/Time	Received by: (Signature)	Relinquished by: (Signature)	Date/Time	Received by: (Signature)
Anna Franciosa	3/3/20 8:30				
(Printed) Anna Franciosa		(Printed)	(Printed)		(Printed)
Relinquished by: (Signature)	Date/Time	Received by Lab: (Signature)			
	3/3/20 15:30	Rachel Horner			
(Printed)		(Printed) Rachel Horner			

Turn Around Time:
- ☐ Normal (7 day)
- ☐ 5 day
- ☐ 4 day
- ☒ 3 day
- ☐ Rush (2 day)
- ☐ Next Day
- ☐ Other: _____
- ☐ Specific Due Date: _____

Lab Use:
Temp: 21.3°C
- ☐ Received on Ice
- ☐ Received same day
- ☐ Preservation Appropriate

Delivery Method:
- ☒ Courier
- ☐ Client
- ☐ UPS
- ☐ FedEx
- ☐ USPS
- ☐ Other: _____

Special Instructions/QC Requirements & Comments:

Sample Disposal:
- ☐ Return to Client
- ☐ Disposal by lab
- ☐ Archive for _____ days

MSS-F001-03/13

Appendix IV: Previous Reports

LEAD AND COPPER DRINKING WATER SAMPLING EVENT

ACPS T.C. WILLIAMS HIGH SCHOOL

3330 KING STREET
ALEXANDRIA, VIRGINIA 22302

ECS PROJECT NO. 47:1519-K

FOR: ALEXANDRIA CITY PUBLIC SCHOOLS

JANUARY 31, 2020

January 31, 2020

Ms. Nicole Settles
Alexandria City Public Schools
1340 Braddock Place
Alexandria, Virginia 22314
nicole.settles@acps.k12.va.us

ECS Project No. 47:1519-K

Reference: Lead and Copper Drinking Water Sampling Event, ACPS T.C. Williams High School, 3330 King Street, Alexandria, Virginia

Dear Ms. Settles:

ECS Mid-Atlantic, LLC (ECS) is pleased to provide Alexandria City Public Schools with the results of the Lead and Copper Drinking Water Sampling Event performed at the ACPS T.C. Williams High School located at 3330 King Street in Alexandria, Virginia. This report summarizes our observations, analytical results, findings, and recommendations related to the work performed. The work described in this report was performed by ECS in general accordance with the Scope of Services described in ECS Proposal Number 47:13363-EPR and the terms and conditions of the agreement authorizing those services.

ECS appreciates this opportunity to provide Alexandria City Public Schools with our services. If we can be of further assistance to you, please do not hesitate to contact us.

Sincerely,

ECS Mid-Atlantic, LLC





Michael Hamill, CIH
Senior Project Manager
MHamill@ecslimited.com
703-471-8400

Diana Krass
Senior Project Manager
dkrass@ecslimited.com
703-471-8400

TABLE OF CONTENTS

PAGE

1.0 SITE DESCRIPTION 1

2.0 PURPOSE 1

3.0 METHODOLOGY 1

3.1 Lead and Copper in Drinking Water 1

4.0 RESULTS 2

4.1 Lead in Drinking Water 2

4.2 Copper in Drinking Water 2

5.0 RECOMMENDATIONS AND REGULATORY REQUIREMENTS 3

5.1 Lead in Drinking Water 3

5.2 Copper in Drinking Water 4

6.0 LIMITATIONS 5

TABLE OF APPENDICES

Appendix I: Sample Location Sketch

Appendix II: Lead and Copper Drinking Water Sample Results

Appendix III: Laboratory Report(s)

1.0 SITE DESCRIPTION

The ACPS T.C. Williams High School is a three-story school building located at 3330 King Street in Alexandria, Virginia. The building is currently occupied and is used by Alexandria City Public Schools (ACPS) as a school. The site is located within Alexandria and is under the jurisdiction of the City of Alexandria and U.S. Environmental Protection Agency (EPA) drinking water regulations.

The site receives water from Virginia American Water, which is classified as a public drinking water system by the EPA under the Safe Drinking Water Act (SDWA). This ACPS building is connected to a public water system and therefore; does not have its own water supply nor is it considered a non-transient, non-community water system (NTNCWS).

2.0 PURPOSE

The purpose of this water sampling event was to identify if the sinks, water fountains, bottle refilling stations, and/or bubblers within the above-referenced building contain lead and/or copper concentrations in excess of the EPA's Lead and Copper Rule action levels.

The EPA created the Lead and Copper Rule under the SWDA. The EPA's Lead and Copper Rule established a lead action level of 0.015 mg/L (milligrams/liter) or 0.015 parts per million (PPM). The EPA's Lead and Copper Rule established a copper action level of 1.3 mg/L or 1.3 PPM. Note that ACPS buildings are not regulated by the EPA's Lead and Copper Rule because they do not meet the definition of a public water system as defined in EPA's 40 CFR Section 141 Subpart A.

The US EPA's *3Ts for Reducing Lead in Drinking Water in Schools: Revised Technical Guidance (EPA 815-B-18-007*) was created to provide recommendations on how to address lead in drinking water in schools and child care facilities. The procedures and response actions outlined in the EPA's 3Ts document are recommendations not requirements. The EPA's 3Ts guidance document does not set action levels for lead or copper in drinking water but it does reference the action levels created for public water systems in the EPA's Lead and Copper Rule. The results of this water sampling event will be compared to the action levels set in the EPA's Lead and Copper Rule.

3.0 METHODOLOGY

ECS performed the authorized Scope of Services in general accordance with our proposal, standard industry practice(s) and methods specified by regulation(s) for sampling drinking water.

3.1 Lead and Copper in Drinking Water

Sample protocols were performed in general accordance with the US EPA's *3Ts for Reducing Lead in Drinking Water in Schools: Revised Technical Guidance (EPA 815-B-18-007*) and the US EPA's Lead and Copper Rule. Provided there was access, water samples were collected from each sink, water fountain, bottle refilling station, and/or bubbler drinking water source within the above-referenced building. Samples were not collected from the exterior of the building or from janitor slop sinks.

ECS coordinated the water sampling with ACPS officials, and it is ECS's understanding that all of the water sources sampled were not in use at least 8 hours prior to sampling. ACPS personnel granted ECS access to the building. ECS attempted to access all drinking water sources within the building. During sampling, initial draw samples were collected. The samples were collected in 250 mL bottles with a nitric acid preservative. These water bottles were provided to ECS by Maryland Spectral Services, Inc. The water samples were provided with unique identification labels which include the school initials, a sequential number identifier, and sample location identifier.

The collected water samples were sealed and transported by courier to Maryland Spectral Services, Inc. located in Baltimore, Maryland. The water samples were submitted for lead and copper drinking water analysis per EPA Method 200.8.

Please note that efforts were made to collect a sample from each sink, water fountain, bottle refilling station, and/or bubbler drinking water source within the building. Some areas within the building were locked. ECS was informed by an ACPS representative that sinks were not located in the locked areas. Note that a sink in the closet by Room C104 was inaccessible and the Room C312 was locked and appeared to have water outlets located inside of it but ECS was not able to confirm their presence.

4.0 RESULTS

The following is a summary of laboratory results, findings, and observations.

4.1 Lead in Drinking Water

The water samples collected from a sink in Room B127 and the teacher's desk sink in Room A216 were reported to have a concentration of lead above the EPA lead action level of 0.015 mg/L (PPM). In total, two-hundred and fifty-nine (259) water samples were collected from the building. A table of the collected samples and the associated analytical results can be found in the appendices. Note that the analytical results displayed in the table have been converted to mg/L (PPM) for easy reference. A copy of the laboratory analytical results and chain of custody are attached to this report. A sketch identifying the approximate location of each water sample can also be found in the appendices.

4.2 Copper in Drinking Water

The water samples collected from one of the sinks in Rooms B218 and B318 were reported to have a concentration of copper above the EPA copper action level of 1.3 mg/L (PPM). In total, two-hundred and fifty-nine (259) water samples were collected from the building. A table of the collected samples and the associated analytical results can be found in the appendices. Note that the analytical results displayed in the table have been converted to mg/L (PPM) for easy reference. A copy of the laboratory analytical results and chain of custody are attached to this report. A sketch identifying the approximate location of each water sample can also be found in the appendices.

5.0 RECOMMENDATIONS AND REGULATORY REQUIREMENTS

Based on our understanding of the purpose of the Lead and Copper Drinking Water Sampling Event, the results of laboratory analysis, and our findings and observations, ECS presents the following recommendations.

5.1 Lead in Drinking Water

The water sample collected from a sink in Room B127 and the teacher's desk sink in Room A216 were reported to have a concentration above the EPA lead action level of 0.015 mg/L (PPM). The other water samples collected from the building were reported below the action level. The EPA's 3Ts document recommends that if initial testing results are reported above the action level, follow-up flush sampling should be performed to determine if the contamination is from the fixture or interior plumbing components.

ECS recommends follow-up flush testing be performed for the water outlets which were reported to have concentrations above the EPA lead action level of 0.015 mg/L (PPM) as described above.

Pending the results of the follow-up testing, ECS recommends the following steps be immediately implemented:

- Water outlets that were reported to have elevated levels should be shut-off until additional remediation steps are established and implemented;
- Placards should be posted on the elevated outlets with notices that water should not be consumed or used for cooking. The placards should use pictures if there are small children using the building; and,
- Consult the plumbing staff, facilities staff, and EPA's 3Ts document to determine whether short term control measures should be implemented prior to the receiving the follow-up flush sampling results.

In addition to the remediation efforts for the elevated outlets, ECS recommends period follow-up screening be performed for the building. The EPA does not specify a specific time frame for which follow-up testing for schools needs to be performed. The EPA suggest that schools and child care facilities make testing a part of their routine building operations and states that annual monitoring provides information on changing concentrations and the effectiveness of remediation or treatment options.

As good practice, ECS recommends including this building in a comprehensive periodic follow-up screening sampling plan in which screening samples should be collected from this building at a minimum of every three years. If additional guidelines or regulations are enacted at a state or federal level in the future, the frequency of testing should be modified to reflect these changes.

In the US EPA 3Ts document, routine control measures are recommended as general good practice for over-all drinking water safety. The routine control measures that should be conducted to prevent exposure to elevated levels of lead, include the following:

- Clean debris from all accessible screens frequently;

- Use only cold water for food and beverage preparation. Hot water will dissolve lead more quickly than cold water and is likely to contain increased lead levels. If hot water is needed, it should be taken from the cold water tap and heated on a stove or in a microwave oven;
- If point-of-use filter devices have been installed, make sure they are maintained;
- Schedule routine flushing practices for drinking water and food preparation sources with emphasis on periods of time after weekends and long vacations where water may have remained stagnate for an extended period of time. Do not flush to many outlets at once because the increased flow may lead to additional contamination problems;
- Post placards near bathroom sinks with notices that water should not be consumed. The placards should use pictures if there are small children using bathrooms;
- US EPA recommends that the public and staff be notified of the findings of this sample event. EPA has described different procedures for dissemination of this information which are described in Section III.6 of the 3 Ts document. ACPS should review the different methods described and choose the most appropriate method; and,
- If future planned renovations will effect the plumbing systems, the building should be comprehensively sampled.

5.2 Copper in Drinking Water

The water sample collected from one of the sinks in Rooms B218 and B318 were reported above the copper action level. The other samples collected from the building were reported below the action level. The EPA's 3Ts document recommends that if initial testing results are reported above the action level, follow-up flush sampling should be performed to determine if the contamination is from the fixture or interior plumbing components.

ECS recommends follow-up flush testing be performed for the water outlets which were reported to have concentrations above the EPA copper action level of 1.3 mg/L (PPM) as described above.

Pending the results of the follow up testing, ECS recommends the following immediate steps:

- Water outlets that were reported to have elevated levels should be shut-off until additional remediation steps are established;
- Placards should be posted on the elevated outlets with notices that water should not be consumed or used for cooking. The placards should use pictures if there are small children using the building.
- Consult the plumbing staff, facilities staff, and EPA's 3Ts document to determine whether short term control measures should be implemented prior to the receiving the follow-up flush sampling results.

In addition to the remediation efforts for the elevated outlets, ECS recommends period follow-up screening be performed for the building. The EPA does not specify a specific time frame for which follow-up testing for schools needs to be performed. The EPA suggest that schools and child care facilities make testing a part of their routine building operations and states that annual monitoring provides information on changing concentrations and the effectiveness of remediation or treatment options.

As good practice, ECS recommends including this building in a comprehensive periodic follow-up screening sampling plan in which screening samples should be collected from this building at a minimum of every three years. If additional guidelines or regulations are enacted at a state or federal level in the future, the frequency of testing should be modified to reflect these changes.

6.0 LIMITATIONS

The conclusions and recommendations presented within this report are based upon a reasonable level of assessment within normal bounds and standards of professional practice for a site in this particular geographic setting. ECS is not responsible or liable for the discovery and elimination of hazards that may potentially cause damage, accidents, or injuries.

The observations, conclusions, and recommendations pertaining to environmental conditions at the subject site are necessarily limited to conditions observed, and/or materials reviewed at the time this study was undertaken. No warranty, expressed or implied, is made with regard to the conclusions and recommendations presented within this report. This report is provided for the exclusive use of the client. This report is not intended to be used or relied upon in connection with other projects or by other unidentified third parties without the written consent of ECS and the client.

The water samples collected and analyzed are only reflective of conditions at the time of this sampling event for the date of this report and these parameters can vary rapidly over time, depending upon a number of conditions, including site specific construction and environmental factors. As such, the sampling and results associated with this assessment is intended only as a description of available information at the dates and locations given. This report has been prepared in accordance with generally accepted environmental practices. Our conclusions and findings are based, in part, upon information provided to us by others and our site observations. We have not verified the completeness or accuracy of the information provided by others.

Our recommendations are in part based on federal, state, and local regulations and guidelines. ECS does not assume the responsibility of the person(s) in charge of the site, or otherwise undertake responsibility for reporting to any local, state, or federal public agencies, any conditions at the site that may present a potential danger to public health, safety, or the environment. Under this scope of services, ECS assumes no responsibility regarding any response actions initiated as a result of these findings. General compliance with regulations and response actions are the sole responsibility of the Client and should be conducted in accordance with local, state, and/or federal requirements.

Appendix I: Sample Location Sketch

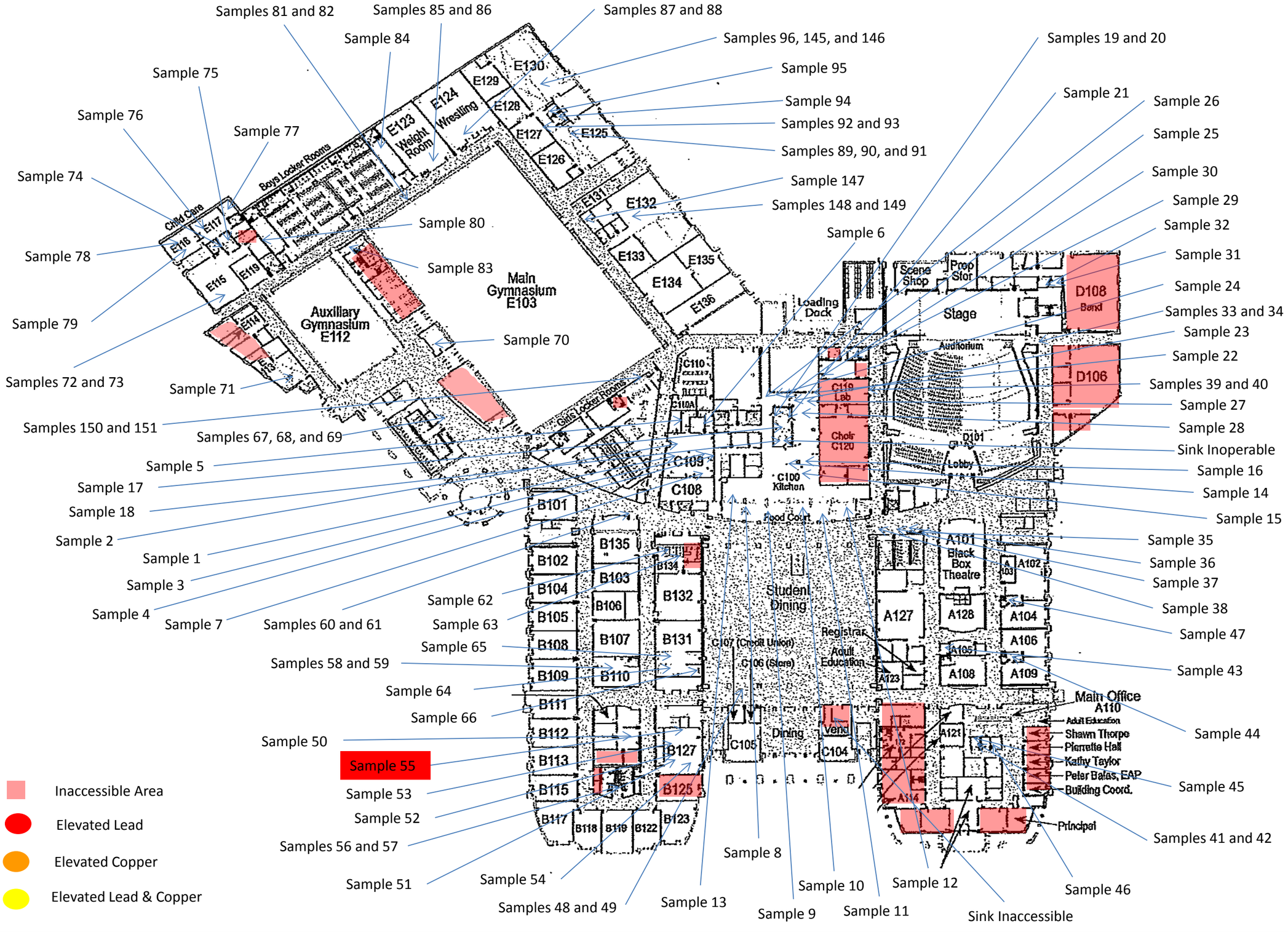

TC Williams High School
3330 King Street
Alexandria, VA 22302

ESI

Sample Location Sketch First Floor

Scale: NTS

Project No.
47:1519-K

Site Visit:
12/19-20/19

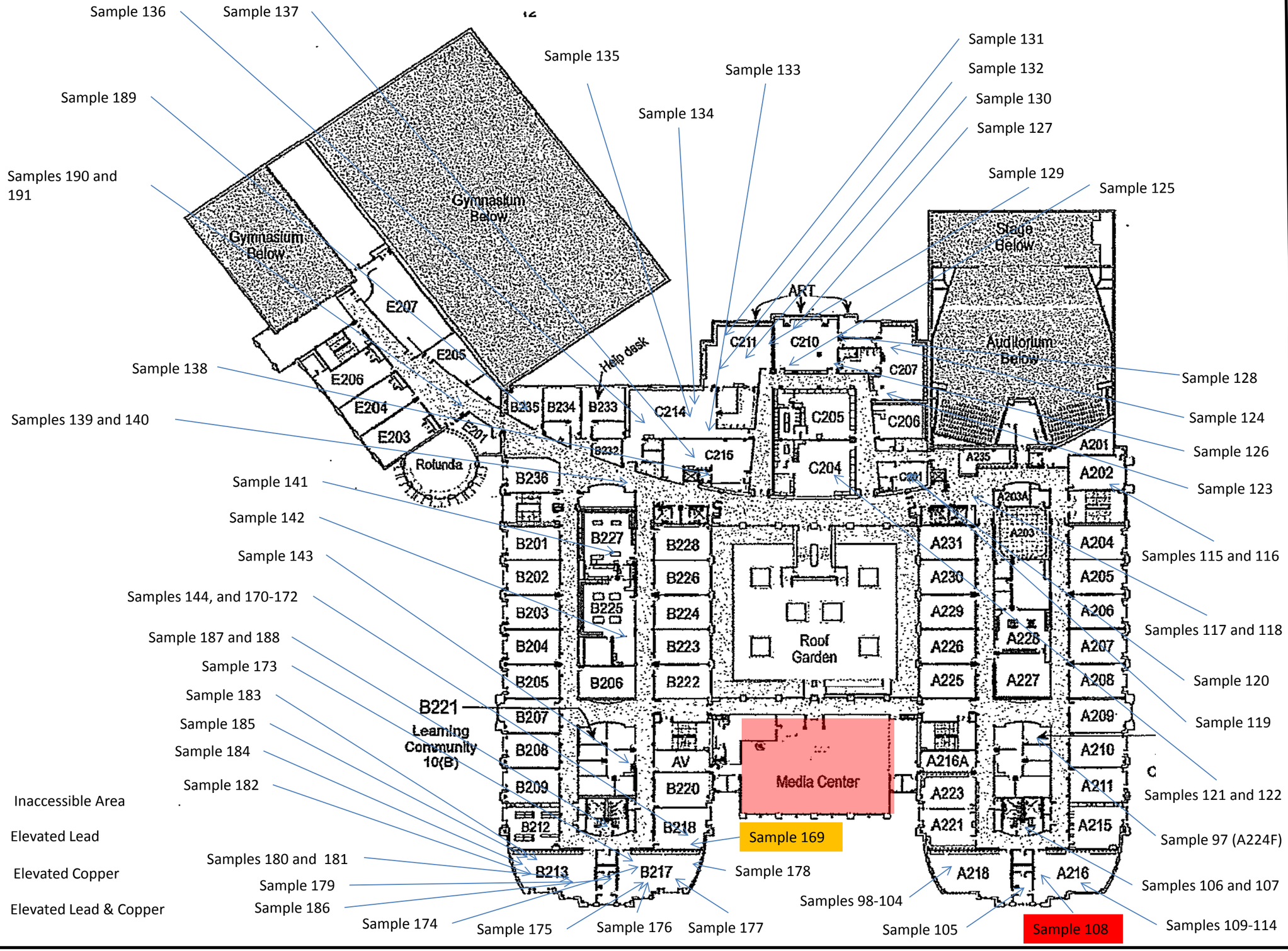

T.C. Williams High School
3330 King Street
Alexandria, VA 22302

Sample Location Sketch Second Floor

Scale: NTS

Project No. 47:1519-K

Site Visit: 12/19-20/19

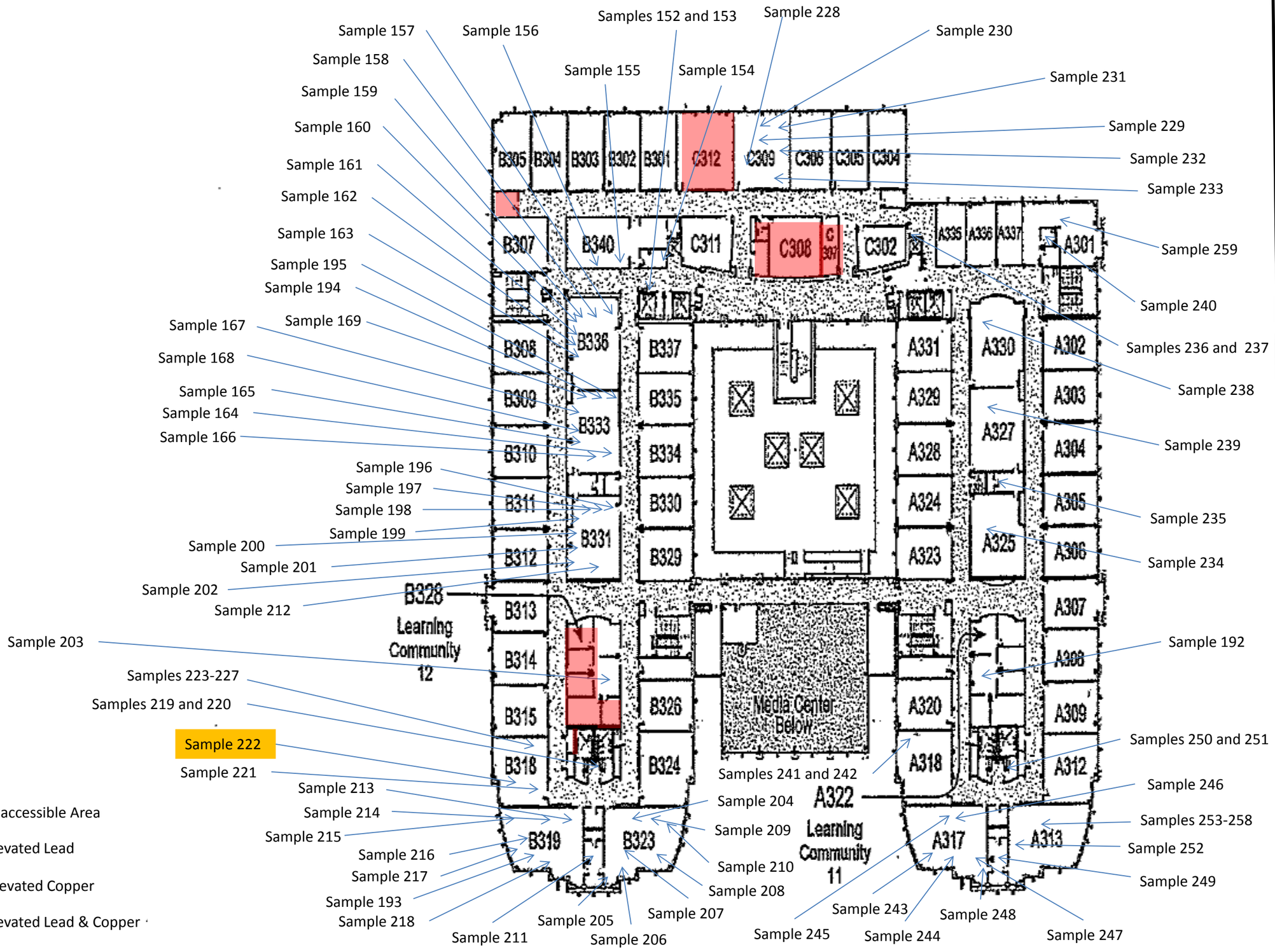

T.C. Williams High School
3330 King Street
Alexandria, VA 22302

Sample Location Sketch Third Floor

Scale: NTS

Project No. 47:1519-K

Site Visit: 12/19-20/19

Appendix II: Lead and Copper Drinking Water Sample Results

T.C. Williams High School Copper and Lead Drinking Water Results Table		
Sample Number	**Copper Result (mg/L)**	**Lead Result (mg/L)**
TC-01-C109-S	0.131	<0.001
TC-02-C109-S	0.023	<0.001
TC-03-C109-S	0.174	<0.001
TC-04-C109-S	0.107	<0.001
TC-05-C109-Bath S	0.228	<0.001
TC-06-C109-Bath S	0.232	<0.001
TC-07-C109-S	0.108	<0.001
TC-08-C100S	0.084	<0.001
TC-09-C100S	0.106	<0.001
TC-10-C100S	0.129	<0.001
TC-11-C100S	0.193	<0.001
TC-12-C100S	0.086	<0.001
TC-13-C100S	0.066	<0.001
TC-14-C100S	0.070	<0.001
TC-15-C100S	0.147	<0.001
TC-16-C100S	0.377	<0.001
TC-17-C100S	0.153	<0.001
TC-18-C100S	0.271	<0.001
TC-19-C100S	0.111	<0.001
TC-20-C100S	0.119	<0.001

Table Notes:
Red = Above Action Level

Sample Number	Copper Result (mg/L)	Lead Result (mg/L)
TC-21-C100S	0.265	<0.001
TC-22-C100S	0.427	<0.001
TC-23-C100S	0.068	<0.001
TC-24-C100S	0.043	<0.001
TC-25-C100S	0.087	<0.001
TC-26-C100S	0.298	<0.001
TC-27-C100GS	0.063	<0.001
TC-28-C100HS	0.243	<0.001
TC-29-C116S	0.227	<0.001
TC-30-SSC-S	0.317	<0.001
TC-31-Dressing S	0.173	<0.001
TC-32-Dressing S	0.106	<0.001
TC-33-Hall L B	0.073	<0.001
TC-34-Hall R B	0.076	<0.001
TC-35-Hall Bub L	0.028	<0.001
TC-36-Hall Bub R	0.028	<0.001
TC-37-Hall Bottle	0.015	<0.001
TC-38-Hall Bub R2	0.015	<0.001
TC-39-Hall Bub L	0.021	<0.001
TC-40-Hall Bub R	0.024	<0.001
TC-41-Office Bub L	0.114	<0.001

Table Notes:
Red = Above Action Level

Sample Number	Copper Result (mg/L)	Lead Result (mg/L)
TC-42-Office Bub R	0.107	<0.001
TC-43-A108S	0.073	<0.001
TC-44-A106S	0.225	<0.001
TC-45-Office Bath L	0.164	<0.001
TC-46-Office Bath R	0.155	<0.001
TC-47-A102J	0.253	<0.001
TC-48-Café Bub L	0.037	<0.001
TC-49-Café Bub R	0.045	<0.001
TC-50-129 FS	0.260	<0.001
TC-51-B127S	0.508	0.003
TC-52-B127S	0.719	0.002
TC-53-B127S	0.397	0.001
TC-54-B127S	0.840	0.002
TC-55-B127S	1.130	0.026
TC-56-Hall Bub L	0.041	<0.001
TC-57-Hall Bub R	0.045	<0.001
TC-58-B110 S	0.072	<0.001
TC-59-B110 Bottle	<0.001	<0.001
TC-60-Hall Bottle	0.029	<0.001
TC-61-Hall Bub	0.027	<0.001
TC-62-B134S	0.307	0.009

Table Notes:
Red = Above Action Level

Sample Number	Copper Result (mg/L)	Lead Result (mg/L)
TC-63-B134S	0.121	<0.001
TC-64-131S	0.627	<0.001
TC-65-131S	0.187	<0.001
TC-66-131S	0.204	<0.001
TC-67-Hall Bub L	0.029	<0.001
TC-68-Hall Bub M	0.036	<0.001
TC-69-Hall Bub R	0.041	<0.001
TC-70-E109 S	0.301	0.003
TC-71-E113 S	0.063	0.002
TC-72-E115 S	0.089	0.002
TC-73-E115 Bub	0.045	<0.001
TC-74-E115 S	0.109	<0.001
TC-75-E118 S	0.216	<0.001
TC-76-E117 S	0.147	<0.001
TC-77-E117B S	0.103	<0.001
TC-78-E165 R	0.164	<0.001
TC-79-E165 L	0.094	<0.001
TC-80-E121A S	0.086	<0.001
TC-81-Hall Bub L	0.032	<0.001
TC-82-Hall Bub R	0.028	<0.001
TC-83-E111 S	0.218	<0.001

Table Notes:
Red = Above Action Level

Sample Number	Copper Result (mg/L)	Lead Result (mg/L)
TC-84-E122 D	0.156	<0.001
TC-85-E123 Bub L	0.018	<0.001
TC-86-E123 Bub R	0.018	<0.001
TC-87-E124 Bub L	0.025	<0.001
TC-88-E124 Bub R	0.025	<0.001
TC-89-E125 S L	0.170	0.002
TC-90-E125 S M	0.140	0.002
TC-91-E125 S R	0.106	0.008
TC-92-E125 Bub L	0.060	<0.001
TC-93-E125 Bub R	0.069	<0.001
TC-94-E125 S	0.310	<0.001
TC-95-E125 S	0.247	<0.001
TC-96-E130 S L	0.206	0.001
TC-97--A224F S	0.192	<0.001
TC-98-A218 TDS	0.074	<0.001
TC-99-A218 S1	0.064	0.002
TC-100-A218 S2	0.056	<0.001
TC-101-A218 S3	0.070	0.001
TC-102-A218 S4	0.063	0.002
TC-103-A218 S6	0.077	0.002
TC-104-A218 S5	0.099	0.002

Table Notes:
Red = Above Action Level

Sample Number	Copper Result (mg/L)	Lead Result (mg/L)
TC-105-A218 LS	0.062	<0.001
TC-106-HallW1 by A217	0.048	<0.001
TC-107-HallW2 by A217	0.048	<0.001
TC-108-A216 TDS	0.931	0.024
TC-109-A216 S1	0.051	<0.001
TC-110-A216 S2	0.058	0.002
TC-111-A216 S3	0.068	0.003
TC-112-A216 S4	0.058	0.002
TC-113-A216 S5	0.066	0.003
TC-114-A216 S6	0.048	0.002
TC-115-A201 S	0.187	<0.001
TC-116-A201 RS	0.145	<0.001
TC-117-HallW by A232	0.027	<0.001
TC-118-HallW by A232	0.025	<0.001
TC-119-C201 S	0.301	<0.001
TC-120-C201 RS	0.324	<0.001
TC-121-C204 S1	0.363	0.003
TC-122-C204 S2	0.467	0.002
TC-123-C207 S1	0.087	<0.001
TC-124-C207 S2	0.074	<0.001
TC-125-C210 S1	0.095	<0.001

Table Notes:
Red = Above Action Level

Sample Number	Copper Result (mg/L)	Lead Result (mg/L)
TC-126-C210 S2	0.119	<0.001
TC-127-C210 S3	0.050	0.005
TC-128-C210 S4	0.043	0.001
TC-129-C211 S1	0.059	<0.001
TC-130-C211 S2	0.050	<0.001
TC-131- C211 S3	0.053	<0.001
TC-132-C211 S4	0.158	<0.001
TC-133-C214 S1	0.038	<0.001
TC-134-C214 S2	0.043	<0.001
TC-135-C214 S3	0.065	<0.001
TC-136-C214 S4	0.079	<0.001
TC-137-C215 S	0.199	<0.001
TC-138-C215 RS	0.214	<0.001
TC-139-Hall W by B229	0.018	<0.001
TC-140-Hall J by B229	0.015	<0.001
TC-141-B227 S1	0.146	0.005
TC-142-B225 S1	0.372	0.003
TC-143-B221 FS	0.113	<0.001
TC-144-B218 TDS	0.826	0.002
TC-145-E130 S M	0.260	0.001
TC-146-E130 S R	0.218	0.004

Table Notes:
Red = Above Action Level

Sample Number	Copper Result (mg/L)	Lead Result (mg/L)
TC-147-E132 S	0.169	<0.001
TC-148-E132 S L	0.102	<0.001
TC-149-E132 S R	0.163	<0.001
TC-150-Hall Bub L	0.028	<0.001
TC-151-Hall Bub R	0.034	<0.001
TC-152-Hall Bottle	0.022	<0.001
TC-153-Hall Bub	0.020	<0.001
TC-154-B340 S	0.255	<0.001
TC-155-B340 Bottle	0.002	<0.001
TC-156-B340 S	0.130	<0.001
TC-157-B336 S	0.031	0.002
TC-158-B336 S	0.024	<0.001
TC-159-B336 S	0.035	0.002
TC-160-B336 S	0.029	0.001
TC-161-B336 S	0.020	<0.001
TC-162-B336 S	0.051	0.002
TC-163-B336 S	0.211	0.002
TC-164-B333 S	0.092	0.001
TC-165-B333 S	0.050	0.003
TC-166-B333 S	0.042	0.002
TC-167-B333 S	0.030	0.002

Table Notes:
Red = Above Action Level

Sample Number	Copper Result (mg/L)	Lead Result (mg/L)
TC-168-B333 S	0.027	0.003
TC-169-B218 S1	1.590	0.002
TC-170-B218 S2	1.280	0.002
TC-171-B218 S3	0.979	0.002
TC-172-B218 S4	1.100	0.003
TC-173-B217 TDS	0.252	0.002
TC-174-B217 S1	0.044	0.001
TC-175-B217 S2	0.028	<0.001
TC-176-B217 S3	0.034	0.001
TC-177-B217 S4	0.028	0.001
TC-178-B217 S5	0.031	0.001
TC-179-B217 TDS	0.088	<0.001
TC-180-B213 S1	0.037	0.001
TC-181-B213 S2	0.023	<0.001
TC-182-B213 S3	0.036	0.001
TC-183-B213 S4	0.026	<0.001
TC-184-B213 S5	0.030	<0.001
TC-185-B213 S6	0.031	<0.001
TC-186-B213 LS	0.045	<0.001
TC-187-HallW L by B214	0.035	<0.001
TC-188-Hall W U by B214	0.037	<0.001

Table Notes:
Red = Above Action Level

Sample Number	Copper Result (mg/L)	Lead Result (mg/L)
TC-189-B235 S	0.040	<0.001
TC-190-HallW U by E201	0.018	<0.001
TC-191-Hall W L by E201	0.018	<0.001
TC-192-A322 S	0.179	<0.001
TC-193-B319 S	0.067	0.001
TC-194-B333 S	0.027	0.002
TC-195-B333 S	0.022	0.002
TC-196-B331 S	0.109	0.007
TC-197-B331 S	0.030	0.001
TC-198-B331 S	0.043	0.002
TC-199-B331 S	0.031	0.001
TC-200-B331 S	0.027	<0.001
TC-201-B331 S	0.030	0.001
TC-202-B331 S	0.033	0.001
TC-203-B328 S	0.091	<0.001
TC-204-B323 S	0.119	0.008
TC-205-B323 S	0.047	0.001
TC-206-B323 S	0.054	0.001
TC-207-B323 S	0.053	0.002
TC-208-B323 S	0.046	<0.001
TC-209-B323 S	0.055	0.001

Table Notes:
Red = Above Action Level

Sample Number	Copper Result (mg/L)	Lead Result (mg/L)
TC-210-B323 S	0.077	0.002
TC-211-B323 S	0.307	<0.001
TC-212-B331 S	0.068	0.001
TC-213-B319 S	0.133	<0.001
TC-214-B319 S	0.086	0.003
TC-215-B319 S	0.124	0.005
TC-216-B319 S	0.085	0.003
TC-217-B319 S	0.069	0.001
TC-218-B319 S	0.065	0.002
TC-219-Hall Bub L	0.027	<0.001
TC-220-Hall Bub R	0.028	<0.001
TC-221-B318 S	1.260	0.001
TC-222-B318 S	1.360	0.002
TC-223-B318 S	0.710	0.002
TC-224-B318 S	0.867	<0.001
TC-225-B318 S	0.825	<0.001
TC-226-B318 S	0.628	<0.001
TC-227-B318 S	1.180	<0.001
TC-228-C309 S	0.271	<0.001
TC-229-C309 S	0.255	0.001
TC-230-C309 S	0.515	0.001

Table Notes:
Red = Above Action Level

Sample Number	Copper Result (mg/L)	Lead Result (mg/L)
TC-231-C309 S	0.043	0.001
TC-232-C309 S	0.094	<0.001
TC-233-C309 S	0.226	0.002
TC-234-A325 TDS	0.110	0.001
TC-235A325 L S	0.165	<0.001
TC-236-Hallway by A332	0.031	<0.001
TC-237-Hallway by A332	0.030	<0.001
TC-238-A330 TDS	0.080	<0.001
TC-239-A327 TDS	0.034	<0.001
TC-240-A 301 RS	0.202	<0.001
TC-241-A318 S	0.339	<0.001
TC-242-A318 TDS	0.290	0.003
TC-243-A317 S1	0.059	0.003
TC-244-A317 S2	0.080	0.005
TC-245-A317 S3	0.058	0.004
TC-246-A317 S4	0.062	0.003
TC-247-A317 S5	0.081	0.004
TC-248-A317 S6	0.143	0.006
TC-249-A317 LS	0.135	0.002
TC-250-Hall W U by A317	0.047	<0.001
TC-251-Hall W L by A317	0.050	<0.001

Table Notes:
Red = Above Action Level

Sample Number	Copper Result (mg/L)	Lead Result (mg/L)
TC-252-A313 TDS	0.061	<0.001
TC-253-A313 S1	0.060	<0.001
TC-254-A313 S2	0.083	0.002
TC-255-A313 S3	0.094	0.003
TC-256-A313 S4	0.066	0.003
TC-257-A313 S5	0.054	0.003
TC-258-A313 S6	0.071	0.001
TC-259-A301 S	0.225	<0.001
The EPA SWDA set an action limit of 0.015 mg/L for lead and an action limit of 1.3 mg/L for copper. Note these limits are related to PWS.		

Table Notes:
Red = Above Action Level

Appendix III: Laboratory Report(s)

Maryland spectral Services

Analytical Chemistry Services

1500 Caton Center Dr Suite G
Baltimore MD 21227
410-247-7600
www.mdspectral.com
MD DW LabID 153

27 December 2019

Michael Hamill
ECS-Chantilly
14026 Thunderbolt Place, Suite 100
Chantilly, VA 20151
RE: ACPS-TC

Enclosed are the results of analyses for samples received by the laboratory on 12/20/19 13:20.

Please visit our website at www.mdspectral.com for a complete listing of our accreditations.

If you have any questions concerning this report, please feel free to contact me.

Sincerely,



Will Brewington
President

1500 Caton Center Dr Suite G
Baltimore MD 21227
410-247-7600
www.mdspectral.com
MD DW LabID 153

Project: ACPS-TC

Project Number: 47:1519-K
Project Manager: Michael Hamill

Reported:
12/27/19 11:49

Client Sample ID	Alternate Sample ID	Laboratory ID	Matrix	Date Sampled	Date Received
TC-141-B227 S1		9122014-01	Drinking Water	12/20/19 00:00	12/20/19 13:20
TC-142-B225 S1		9122014-02	Drinking Water	12/20/19 00:00	12/20/19 13:20
TC-143-B221 FS		9122014-03	Drinking Water	12/20/19 00:00	12/20/19 13:20
TC-144-B218 TDS		9122014-04	Drinking Water	12/20/19 00:00	12/20/19 13:20
TC-146-E130 S R		9122014-05	Drinking Water	12/20/19 00:00	12/20/19 13:20
TC-147-E132 S		9122014-06	Drinking Water	12/20/19 00:00	12/20/19 13:20
TC-148-E132 S L		9122014-07	Drinking Water	12/20/19 00:00	12/20/19 13:20
TC-149-E132 S R		9122014-08	Drinking Water	12/20/19 00:00	12/20/19 13:20
TC-150-Hall Bub L		9122014-09	Drinking Water	12/20/19 00:00	12/20/19 13:20
TC-151-Hall Bub R		9122014-10	Drinking Water	12/20/19 00:00	12/20/19 13:20
TC-152-Hall Bottle		9122014-11	Drinking Water	12/20/19 00:00	12/20/19 13:20
TC-153-Hall Bub		9122014-12	Drinking Water	12/20/19 00:00	12/20/19 13:20
TC-154-B340 S		9122014-13	Drinking Water	12/20/19 00:00	12/20/19 13:20
TC-155-B340 Bottle		9122014-14	Drinking Water	12/20/19 00:00	12/20/19 13:20
TC-156-B340 S		9122014-15	Drinking Water	12/20/19 00:00	12/20/19 13:20
TC-157-B336 S		9122014-16	Drinking Water	12/20/19 00:00	12/20/19 13:20
TC-158-B336 S		9122014-17	Drinking Water	12/20/19 00:00	12/20/19 13:20
TC-159-B336 S		9122014-18	Drinking Water	12/20/19 00:00	12/20/19 13:20
TC-160-B336 S		9122014-19	Drinking Water	12/20/19 00:00	12/20/19 13:20
TC-161-B336 S		9122014-20	Drinking Water	12/20/19 00:00	12/20/19 13:20
TC-162-B336 S		9122014-21	Drinking Water	12/20/19 00:00	12/20/19 13:20
TC-163-B336 S		9122014-22	Drinking Water	12/20/19 00:00	12/20/19 13:20
TC-164-B333 S		9122014-23	Drinking Water	12/20/19 00:00	12/20/19 13:20
TC-165-B333 S		9122014-24	Drinking Water	12/20/19 00:00	12/20/19 13:20
TC-166-B333 S		9122014-25	Drinking Water	12/20/19 00:00	12/20/19 13:20



Will Brewington, President

The results in this report apply to the samples analyzed in accordance with the chain of custody document. This analytical report must be reproduced in its entirety.

1500 Caton Center Dr Suite G
Baltimore MD 21227
410-247-7600
www.mdspectral.com
MD DW LabID 153

Project: ACPS-TC

Project Number: 47:1519-K
Project Manager: Michael Hamill

Reported:
12/27/19 11:49

Client Sample ID	Alternate Sample ID	Laboratory ID	Matrix	Date Sampled	Date Received
TC-167-B333 S		9122014-26	Drinking Water	12/20/19 00:00	12/20/19 13:20
TC-168-B333 S		9122014-27	Drinking Water	12/20/19 00:00	12/20/19 13:20
TC-194-B333 S		9122014-28	Drinking Water	12/20/19 00:00	12/20/19 13:20
TC-195-B333 S		9122014-29	Drinking Water	12/20/19 00:00	12/20/19 13:20
TC-196-B331 S		9122014-30	Drinking Water	12/20/19 00:00	12/20/19 13:20
TC-197-B331 S		9122014-31	Drinking Water	12/20/19 00:00	12/20/19 13:20
TC-198-B331 S		9122014-32	Drinking Water	12/20/19 00:00	12/20/19 13:20
TC-199-B331 S		9122014-33	Drinking Water	12/20/19 00:00	12/20/19 13:20
TC-200-B331 S		9122014-34	Drinking Water	12/20/19 00:00	12/20/19 13:20
TC-169-B218 S1		9122014-35	Drinking Water	12/20/19 00:00	12/20/19 13:20
TC-170-B218 S2		9122014-36	Drinking Water	12/20/19 00:00	12/20/19 13:20
TC-171-B218 S3		9122014-37	Drinking Water	12/20/19 00:00	12/20/19 13:20
TC-172-B218 S4		9122014-38	Drinking Water	12/20/19 00:00	12/20/19 13:20
TC-173-B217 TDS		9122014-39	Drinking Water	12/20/19 00:00	12/20/19 13:20
TC-174-B217 S1		9122014-40	Drinking Water	12/20/19 00:00	12/20/19 13:20
TC-175-B217 S2		9122014-41	Drinking Water	12/20/19 00:00	12/20/19 13:20
TC-176-B217 S3		9122014-42	Drinking Water	12/20/19 00:00	12/20/19 13:20
TC-177-B217 S4		9122014-43	Drinking Water	12/20/19 00:00	12/20/19 13:20
TC-178-B217 S5		9122014-44	Drinking Water	12/20/19 00:00	12/20/19 13:20
TC-180-B213 S1		9122014-45	Drinking Water	12/20/19 00:00	12/20/19 13:20
TC-181-B213 S2		9122014-46	Drinking Water	12/20/19 00:00	12/20/19 13:20
TC-182-B213 S3		9122014-47	Drinking Water	12/20/19 00:00	12/20/19 13:20
TC-183-B213 S4		9122014-48	Drinking Water	12/20/19 00:00	12/20/19 13:20
TC-184-B213 S5		9122014-49	Drinking Water	12/20/19 00:00	12/20/19 13:20
TC-185-B213 S6		9122014-50	Drinking Water	12/20/19 00:00	12/20/19 13:20
TC-186-B213 LS		9122014-51	Drinking Water	12/20/19 00:00	12/20/19 13:20



The results in this report apply to the samples analyzed in accordance with the chain of custody document. This analytical report must be reproduced in its entirety.

Will Brewington, President

1500 Caton Center Dr Suite G
Baltimore MD 21227
410-247-7600
www.mdspectral.com
MD DW LabID 153

Project: ACPS-TC

Project Number: 47:1519-K
Project Manager: Michael Hamill

Reported:
12/27/19 11:49

Client Sample ID	Alternate Sample ID	Laboratory ID	Matrix	Date Sampled	Date Received
TC-187-HallW L by B214		9122014-52	Drinking Water	12/20/19 00:00	12/20/19 13:20
TC-188-Hall W U by B214		9122014-53	Drinking Water	12/20/19 00:00	12/20/19 13:20
TC-179-B217 TDS		9122014-54	Drinking Water	12/20/19 00:00	12/20/19 13:20
TC-189-B235 S		9122014-55	Drinking Water	12/20/19 00:00	12/20/19 13:20
TC-190-HallW U by E201		9122014-56	Drinking Water	12/20/19 00:00	12/20/19 13:20
TC-191-Hall W L by E201		9122014-57	Drinking Water	12/20/19 00:00	12/20/19 13:20
TC-192-A322 S		9122014-58	Drinking Water	12/20/19 00:00	12/20/19 13:20
TC-201-B331 S		9122014-59	Drinking Water	12/20/19 00:00	12/20/19 13:20
TC-202-B331 S		9122014-60	Drinking Water	12/20/19 00:00	12/20/19 13:20
TC-203-B328 S		9122014-61	Drinking Water	12/20/19 00:00	12/20/19 13:20
TC-204-B323 S		9122014-62	Drinking Water	12/20/19 00:00	12/20/19 13:20
TC-205-B323 S		9122014-63	Drinking Water	12/20/19 00:00	12/20/19 13:20
TC-206-B323 S		9122014-64	Drinking Water	12/20/19 00:00	12/20/19 13:20
TC-207-B323 S		9122014-65	Drinking Water	12/20/19 00:00	12/20/19 13:20
TC-208-B323 S		9122014-66	Drinking Water	12/20/19 00:00	12/20/19 13:20
TC-209-B323 S		9122014-67	Drinking Water	12/20/19 00:00	12/20/19 13:20
TC-210-B323 S		9122014-68	Drinking Water	12/20/19 00:00	12/20/19 13:20
TC-211-B323 S		9122014-69	Drinking Water	12/20/19 00:00	12/20/19 13:20
TC-212-B331 S		9122014-70	Drinking Water	12/20/19 00:00	12/20/19 13:20
TC-213-B319 S		9122014-71	Drinking Water	12/20/19 00:00	12/20/19 13:20
TC-214-B319 S		9122014-72	Drinking Water	12/20/19 00:00	12/20/19 13:20
TC-215-B319 S		9122014-73	Drinking Water	12/20/19 00:00	12/20/19 13:20
TC-216-B319 S		9122014-74	Drinking Water	12/20/19 00:00	12/20/19 13:20
TC-217-B319 S		9122014-75	Drinking Water	12/20/19 00:00	12/20/19 13:20
TC-218-B319 S		9122014-76	Drinking Water	12/20/19 00:00	12/20/19 13:20



Will Brewington, President

The results in this report apply to the samples analyzed in accordance with the chain of custody document. This analytical report must be reproduced in its entirety.

1500 Caton Center Dr Suite G
Baltimore MD 21227
410-247-7600
www.mdspectral.com
MD DW LabID 153

Project: ACPS-TC

Project Number: 47:1519-K
Project Manager: Michael Hamill

Reported:
12/27/19 11:49

Client Sample ID	Alternate Sample ID	Laboratory ID	Matrix	Date Sampled	Date Received
TC-193-B319 S		9122014-77	Drinking Water	12/20/19 00:00	12/20/19 13:20
TC-219-Hall Bub L		9122014-78	Drinking Water	12/20/19 00:00	12/20/19 13:20
TC-220-Hall Bub R		9122014-79	Drinking Water	12/20/19 00:00	12/20/19 13:20
TC-221-B318 S		9122014-80	Drinking Water	12/20/19 00:00	12/20/19 13:20
TC-222-B318 S		9122014-81	Drinking Water	12/20/19 00:00	12/20/19 13:20
TC-223-B318 S		9122014-82	Drinking Water	12/20/19 00:00	12/20/19 13:20
TC-224-B318 S		9122014-83	Drinking Water	12/20/19 00:00	12/20/19 13:20
TC-225-B318 S		9122014-84	Drinking Water	12/20/19 00:00	12/20/19 13:20
TC-226-B318 S		9122014-85	Drinking Water	12/20/19 00:00	12/20/19 13:20
TC-227-B318 S		9122014-86	Drinking Water	12/20/19 00:00	12/20/19 13:20
TC-228-C309 S		9122014-87	Drinking Water	12/20/19 00:00	12/20/19 13:20
TC-229-C309 S		9122014-88	Drinking Water	12/20/19 00:00	12/20/19 13:20



Will Brewington, President

The results in this report apply to the samples analyzed in accordance with the chain of custody document. This analytical report must be reproduced in its entirety.

1500 Caton Center Dr Suite G
Baltimore MD 21227
410-247-7600
www.mdspectral.com
MD DW LabID 153

Project: ACPS-TC

Project Number: 47:1519-K
Project Manager: Michael Hamill

Reported:
12/27/19 11:49

TC-141-B227 S1

9122014-01 (Drinking Water)
Sample Date: 12/20/19

Analyte	Result	Notes	Units	Reporting Limit (MRL)	Detection Limit (LOD)	Dilution	Prepared	Analyzed	Analyst
TOTAL METALS ANALYSIS BY EPA 200.8 Prepared by 200.8-No Digestion Metals									
Copper	**146**		ug/L	1.00	1.00	1	12/23/19	12/24/19 16:48	VVD
Lead	**4.77**		ug/L	1.00	1.00	1	12/23/19	12/24/19 16:48	VVD

The results in this report apply to the samples analyzed in accordance with the chain of custody document. This analytical report must be reproduced in its entirety.

Will Brewington, President

1500 Caton Center Dr Suite G
Baltimore MD 21227
410-247-7600
www.mdspectral.com
MD DW LabID 153

Project: ACPS-TC

Project Number: 47:1519-K
Project Manager: Michael Hamill

Reported:
12/27/19 11:49

TC-142-B225 S1

9122014-02 (Drinking Water)
Sample Date: 12/20/19

Analyte	Result	Notes	Units	Reporting Limit (MRL)	Detection Limit (LOD)	Dilution	Prepared	Analyzed	Analyst
TOTAL METALS ANALYSIS BY EPA 200.8 Prepared by 200.8-No Digestion Metals									
Copper	**372**		ug/L	1.00	1.00	1	12/23/19	12/24/19 16:52	VVD
Lead	**2.59**		ug/L	1.00	1.00	1	12/23/19	12/24/19 16:52	VVD

The results in this report apply to the samples analyzed in accordance with the chain of custody document. This analytical report must be reproduced in its entirety.

Will Brewington, President

1500 Caton Center Dr Suite G
Baltimore MD 21227
410-247-7600
www.mdspectral.com
MD DW LabID 153

Project: ACPS-TC

Project Number: 47:1519-K
Project Manager: Michael Hamill

Reported:
12/27/19 11:49

TC-143-B221 FS

9122014-03 (Drinking Water)
Sample Date: 12/20/19

Analyte	Result	Notes	Units	Reporting Limit (MRL)	Detection Limit (LOD)	Dilution	Prepared	Analyzed	Analyst
TOTAL METALS ANALYSIS BY EPA 200.8 Prepared by 200.8-No Digestion Metals									
Copper	**113**		ug/L	1.00	1.00	1	12/23/19	12/24/19 16:54	VVD
Lead	ND		ug/L	1.00	1.00	1	12/23/19	12/24/19 16:54	VVD



Will Brewington, President

The results in this report apply to the samples analyzed in accordance with the chain of custody document. This analytical report must be reproduced in its entirety.

1500 Caton Center Dr Suite G
Baltimore MD 21227
410-247-7600
www.mdspectral.com
MD DW LabID 153

Project: ACPS-TC

Project Number: 47:1519-K
Project Manager: Michael Hamill

Reported:
12/27/19 11:49

TC-144-B218 TDS

9122014-04 (Drinking Water)
Sample Date: 12/20/19

Analyte	Result	Notes	Units	Reporting Limit (MRL)	Detection Limit (LOD)	Dilution	Prepared	Analyzed	Analyst
TOTAL METALS ANALYSIS BY EPA 200.8 Prepared by 200.2-Digested Metals									
Copper	**826**		ug/L	1.00	1.00	1	12/24/19	12/26/19 17:23	VVD
Lead	**1.66**		ug/L	1.00	1.00	1	12/24/19	12/26/19 17:23	VVD



Will Brewington, President

The results in this report apply to the samples analyzed in accordance with the chain of custody document. This analytical report must be reproduced in its entirety.

1500 Caton Center Dr Suite G
Baltimore MD 21227
410-247-7600
www.mdspectral.com
MD DW LabID 153

Project: ACPS-TC

Project Number: 47:1519-K
Project Manager: Michael Hamill

Reported:
12/27/19 11:49

TC-146-E130 S R

9122014-05 (Drinking Water)
Sample Date: 12/20/19

Analyte	Result	Notes	Units	Reporting Limit (MRL)	Detection Limit (LOD)	Dilution	Prepared	Analyzed	Analyst
TOTAL METALS ANALYSIS BY EPA 200.8 Prepared by 200.8-No Digestion Metals									
Copper	**218**		ug/L	1.00	1.00	1	12/23/19	12/24/19 16:56	VVD
Lead	**4.12**		ug/L	1.00	1.00	1	12/23/19	12/24/19 16:56	VVD

The results in this report apply to the samples analyzed in accordance with the chain of custody document. This analytical report must be reproduced in its entirety.

Will Brewington, President

1500 Caton Center Dr Suite G
Baltimore MD 21227
410-247-7600
www.mdspectral.com
MD DW LabID 153

Project: ACPS-TC

Project Number: 47:1519-K
Project Manager: Michael Hamill

Reported:
12/27/19 11:49

TC-147-E132 S

9122014-06 (Drinking Water)
Sample Date: 12/20/19

Analyte	Result	Notes	Units	Reporting Limit (MRL)	Detection Limit (LOD)	Dilution	Prepared	Analyzed	Analyst
TOTAL METALS ANALYSIS BY EPA 200.8 Prepared by 200.8-No Digestion Metals									
Copper	**169**		ug/L	1.00	1.00	1	12/23/19	12/24/19 16:57	VVD
Lead	ND		ug/L	1.00	1.00	1	12/23/19	12/24/19 16:57	VVD

The results in this report apply to the samples analyzed in accordance with the chain of custody document. This analytical report must be reproduced in its entirety.

Will Brewington, President

1500 Caton Center Dr Suite G
Baltimore MD 21227
410-247-7600
www.mdspectral.com
MD DW LabID 153

Project: ACPS-TC

Project Number: 47:1519-K
Project Manager: Michael Hamill

Reported:
12/27/19 11:49

TC-148-E132 S L

9122014-07 (Drinking Water)
Sample Date: 12/20/19

Analyte	Result	Notes	Units	Reporting Limit (MRL)	Detection Limit (LOD)	Dilution	Prepared	Analyzed	Analyst
TOTAL METALS ANALYSIS BY EPA 200.8 Prepared by 200.8-No Digestion Metals									
Copper	**102**		ug/L	1.00	1.00	1	12/23/19	12/24/19 16:59	VVD
Lead	ND		ug/L	1.00	1.00	1	12/23/19	12/24/19 16:59	VVD



Will Brewington, President

The results in this report apply to the samples analyzed in accordance with the chain of custody document. This analytical report must be reproduced in its entirety.

1500 Caton Center Dr Suite G
Baltimore MD 21227
410-247-7600
www.mdspectral.com
MD DW LabID 153

Project: ACPS-TC

Project Number: 47:1519-K
Project Manager: Michael Hamill

Reported:
12/27/19 11:49

TC-149-E132 S R

9122014-08 (Drinking Water)
Sample Date: 12/20/19

Analyte	Result	Notes	Units	Reporting Limit (MRL)	Detection Limit (LOD)	Dilution	Prepared	Analyzed	Analyst
TOTAL METALS ANALYSIS BY EPA 200.8 Prepared by 200.8-No Digestion Metals									
Copper	**163**		ug/L	1.00	1.00	1	12/23/19	12/24/19 17:01	VVD
Lead	ND		ug/L	1.00	1.00	1	12/23/19	12/24/19 17:01	VVD



Will Brewington, President

The results in this report apply to the samples analyzed in accordance with the chain of custody document. This analytical report must be reproduced in its entirety.

1500 Caton Center Dr Suite G
Baltimore MD 21227
410-247-7600
www.mdspectral.com
MD DW LabID 153

Project: ACPS-TC

Project Number: 47:1519-K
Project Manager: Michael Hamill

Reported:
12/27/19 11:49

TC-150-Hall Bub L

9122014-09 (Drinking Water)
Sample Date: 12/20/19

Analyte	Result	Notes	Units	Reporting Limit (MRL)	Detection Limit (LOD)	Dilution	Prepared	Analyzed	Analyst
TOTAL METALS ANALYSIS BY EPA 200.8 Prepared by 200.8-No Digestion Metals									
Copper	**28.0**		ug/L	1.00	1.00	1	12/23/19	12/24/19 17:02	VVD
Lead	ND		ug/L	1.00	1.00	1	12/23/19	12/24/19 17:02	VVD

The results in this report apply to the samples analyzed in accordance with the chain of custody document. This analytical report must be reproduced in its entirety.

Will Brewington, President

1500 Caton Center Dr Suite G
Baltimore MD 21227
410-247-7600
www.mdspectral.com
MD DW LabID 153

Project: ACPS-TC

Project Number: 47:1519-K
Project Manager: Michael Hamill

Reported:
12/27/19 11:49

TC-151-Hall Bub R

9122014-10 (Drinking Water)
Sample Date: 12/20/19

Analyte	Result	Notes	Units	Reporting Limit (MRL)	Detection Limit (LOD)	Dilution	Prepared	Analyzed	Analyst
TOTAL METALS ANALYSIS BY EPA 200.8 Prepared by 200.8-No Digestion Metals									
Copper	**33.8**		ug/L	1.00	1.00	1	12/23/19	12/24/19 17:04	VVD
Lead	ND		ug/L	1.00	1.00	1	12/23/19	12/24/19 17:04	VVD



Will Brewington, President

The results in this report apply to the samples analyzed in accordance with the chain of custody document. This analytical report must be reproduced in its entirety.

1500 Caton Center Dr Suite G
Baltimore MD 21227
410-247-7600
www.mdspectral.com
MD DW LabID 153

Project: ACPS-TC

Project Number: 47:1519-K
Project Manager: Michael Hamill

Reported:
12/27/19 11:49

TC-152-Hall Bottle

9122014-11 (Drinking Water)
Sample Date: 12/20/19

Analyte	Result	Notes	Units	Reporting Limit (MRL)	Detection Limit (LOD)	Dilution	Prepared	Analyzed	Analyst
TOTAL METALS ANALYSIS BY EPA 200.8 Prepared by 200.8-No Digestion Metals									
Copper	**22.4**		ug/L	1.00	1.00	1	12/23/19	12/24/19 17:06	VVD
Lead	ND		ug/L	1.00	1.00	1	12/23/19	12/24/19 17:06	VVD

The results in this report apply to the samples analyzed in accordance with the chain of custody document. This analytical report must be reproduced in its entirety.

Will Brewington, President

1500 Caton Center Dr Suite G
Baltimore MD 21227
410-247-7600
www.mdspectral.com
MD DW LabID 153

Project: ACPS-TC

Project Number: 47:1519-K
Project Manager: Michael Hamill

Reported:
12/27/19 11:49

TC-153-Hall Bub

9122014-12 (Drinking Water)
Sample Date: 12/20/19

Analyte	Result	Notes	Units	Reporting Limit (MRL)	Detection Limit (LOD)	Dilution	Prepared	Analyzed	Analyst
TOTAL METALS ANALYSIS BY EPA 200.8 Prepared by 200.8-No Digestion Metals									
Copper	**20.1**		ug/L	1.00	1.00	1	12/23/19	12/23/19 21:33	VVD
Lead	ND		ug/L	1.00	1.00	1	12/23/19	12/23/19 21:33	VVD



Will Brewington, President

The results in this report apply to the samples analyzed in accordance with the chain of custody document. This analytical report must be reproduced in its entirety.

1500 Caton Center Dr Suite G
Baltimore MD 21227
410-247-7600
www.mdspectral.com
MD DW LabID 153

Project: ACPS-TC

Project Number: 47:1519-K
Project Manager: Michael Hamill

Reported:
12/27/19 11:49

TC-154-B340 S

9122014-13 (Drinking Water)
Sample Date: 12/20/19

Analyte	Result	Notes	Units	Reporting Limit (MRL)	Detection Limit (LOD)	Dilution	Prepared	Analyzed	Analyst
TOTAL METALS ANALYSIS BY EPA 200.8 Prepared by 200.8-No Digestion Metals									
Copper	**255**		ug/L	1.00	1.00	1	12/23/19	12/23/19 21:34	VVD
Lead	ND		ug/L	1.00	1.00	1	12/23/19	12/23/19 21:34	VVD



Will Brewington, President

The results in this report apply to the samples analyzed in accordance with the chain of custody document. This analytical report must be reproduced in its entirety.

1500 Caton Center Dr Suite G
Baltimore MD 21227
410-247-7600
www.mdspectral.com
MD DW LabID 153

Project: ACPS-TC

Project Number: 47:1519-K
Project Manager: Michael Hamill

Reported:
12/27/19 11:49

TC-155-B340 Bottle

9122014-14 (Drinking Water)
Sample Date: 12/20/19

Analyte	Result	Notes	Units	Reporting Limit (MRL)	Detection Limit (LOD)	Dilution	Prepared	Analyzed	Analyst
TOTAL METALS ANALYSIS BY EPA 200.8 Prepared by 200.8-No Digestion Metals									
Copper	**1.77**		ug/L	1.00	1.00	1	12/23/19	12/23/19 21:36	VVD
Lead	ND		ug/L	1.00	1.00	1	12/23/19	12/23/19 21:36	VVD

The results in this report apply to the samples analyzed in accordance with the chain of custody document. This analytical report must be reproduced in its entirety.

Will Brewington, President

1500 Caton Center Dr Suite G
Baltimore MD 21227
410-247-7600
www.mdspectral.com
MD DW LabID 153

Project: ACPS-TC

Project Number: 47:1519-K
Project Manager: Michael Hamill

Reported:
12/27/19 11:49

TC-156-B340 S

9122014-15 (Drinking Water)
Sample Date: 12/20/19

Analyte	Result	Notes	Units	Reporting Limit (MRL)	Detection Limit (LOD)	Dilution	Prepared	Analyzed	Analyst
TOTAL METALS ANALYSIS BY EPA 200.8 Prepared by 200.8-No Digestion Metals									
Copper	**130**		ug/L	1.00	1.00	1	12/23/19	12/23/19 21:37	VVD
Lead	ND		ug/L	1.00	1.00	1	12/23/19	12/23/19 21:37	VVD

The results in this report apply to the samples analyzed in accordance with the chain of custody document. This analytical report must be reproduced in its entirety.

Will Brewington, President

1500 Caton Center Dr Suite G
Baltimore MD 21227
410-247-7600
www.mdspectral.com
MD DW LabID 153

Project: ACPS-TC

Project Number: 47:1519-K
Project Manager: Michael Hamill

Reported:
12/27/19 11:49

TC-157-B336 S

9122014-16 (Drinking Water)
Sample Date: 12/20/19

Analyte	Result	Notes	Units	Reporting Limit (MRL)	Detection Limit (LOD)	Dilution	Prepared	Analyzed	Analyst
TOTAL METALS ANALYSIS BY EPA 200.8 Prepared by 200.8-No Digestion Metals									
Copper	**31.1**		ug/L	1.00	1.00	1	12/23/19	12/23/19 21:39	VVD
Lead	**1.97**		ug/L	1.00	1.00	1	12/23/19	12/23/19 21:39	VVD



Will Brewington, President

The results in this report apply to the samples analyzed in accordance with the chain of custody document. This analytical report must be reproduced in its entirety.

1500 Caton Center Dr Suite G
Baltimore MD 21227
410-247-7600
www.mdspectral.com
MD DW LabID 153

Project: ACPS-TC

Project Number: 47:1519-K
Project Manager: Michael Hamill

Reported:
12/27/19 11:49

TC-158-B336 S

9122014-17 (Drinking Water)
Sample Date: 12/20/19

Analyte	Result	Notes	Units	Reporting Limit (MRL)	Detection Limit (LOD)	Dilution	Prepared	Analyzed	Analyst
TOTAL METALS ANALYSIS BY EPA 200.8 Prepared by 200.8-No Digestion Metals									
Copper	**23.7**		ug/L	1.00	1.00	1	12/23/19	12/23/19 21:41	VVD
Lead	ND		ug/L	1.00	1.00	1	12/23/19	12/23/19 21:41	VVD



Will Brewington, President

The results in this report apply to the samples analyzed in accordance with the chain of custody document. This analytical report must be reproduced in its entirety.

1500 Caton Center Dr Suite G
Baltimore MD 21227
410-247-7600
www.mdspectral.com
MD DW LabID 153

Project: ACPS-TC

Project Number: 47:1519-K
Project Manager: Michael Hamill

Reported:
12/27/19 11:49

TC-159-B336 S

9122014-18 (Drinking Water)
Sample Date: 12/20/19

Analyte	Result	Notes	Units	Reporting Limit (MRL)	Detection Limit (LOD)	Dilution	Prepared	Analyzed	Analyst
TOTAL METALS ANALYSIS BY EPA 200.8 Prepared by 200.8-No Digestion Metals									
Copper	**34.9**		ug/L	1.00	1.00	1	12/23/19	12/23/19 21:42	VVD
Lead	**2.42**		ug/L	1.00	1.00	1	12/23/19	12/23/19 21:42	VVD

The results in this report apply to the samples analyzed in accordance with the chain of custody document. This analytical report must be reproduced in its entirety.

Will Brewington, President

1500 Caton Center Dr Suite G
Baltimore MD 21227
410-247-7600
www.mdspectral.com
MD DW LabID 153

Project: ACPS-TC

Project Number: 47:1519-K
Project Manager: Michael Hamill

Reported:
12/27/19 11:49

TC-160-B336 S

9122014-19 (Drinking Water)
Sample Date: 12/20/19

Analyte	Result	Notes	Units	Reporting Limit (MRL)	Detection Limit (LOD)	Dilution	Prepared	Analyzed	Analyst
TOTAL METALS ANALYSIS BY EPA 200.8 Prepared by 200.8-No Digestion Metals									
Copper	**28.6**		ug/L	1.00	1.00	1	12/23/19	12/23/19 21:47	VVD
Lead	**1.13**		ug/L	1.00	1.00	1	12/23/19	12/23/19 21:47	VVD

The results in this report apply to the samples analyzed in accordance with the chain of custody document. This analytical report must be reproduced in its entirety.

Will Brewington, President

1500 Caton Center Dr Suite G
Baltimore MD 21227
410-247-7600
www.mdspectral.com
MD DW LabID 153

Project: ACPS-TC

Project Number: 47:1519-K
Project Manager: Michael Hamill

Reported:
12/27/19 11:49

TC-161-B336 S

9122014-20 (Drinking Water)
Sample Date: 12/20/19

Analyte	Result	Notes	Units	Reporting Limit (MRL)	Detection Limit (LOD)	Dilution	Prepared	Analyzed	Analyst
TOTAL METALS ANALYSIS BY EPA 200.8 Prepared by 200.8-No Digestion Metals									
Copper	**20.0**		ug/L	1.00	1.00	1	12/23/19	12/23/19 21:49	VVD
Lead	ND		ug/L	1.00	1.00	1	12/23/19	12/23/19 21:49	VVD

The results in this report apply to the samples analyzed in accordance with the chain of custody document. This analytical report must be reproduced in its entirety.

Will Brewington, President

1500 Caton Center Dr Suite G
Baltimore MD 21227
410-247-7600
www.mdspectral.com
MD DW LabID 153

Project: ACPS-TC

Project Number: 47:1519-K
Project Manager: Michael Hamill

Reported:
12/27/19 11:49

TC-162-B336 S

9122014-21 (Drinking Water)
Sample Date: 12/20/19

Analyte	Result	Notes	Units	Reporting Limit (MRL)	Detection Limit (LOD)	Dilution	Prepared	Analyzed	Analyst
TOTAL METALS ANALYSIS BY EPA 200.8 Prepared by 200.8-No Digestion Metals									
Copper	**51.1**		ug/L	1.00	1.00	1	12/23/19	12/23/19 21:51	VVD
Lead	**2.36**		ug/L	1.00	1.00	1	12/23/19	12/23/19 21:51	VVD



Will Brewington, President

The results in this report apply to the samples analyzed in accordance with the chain of custody document. This analytical report must be reproduced in its entirety.

1500 Caton Center Dr Suite G
Baltimore MD 21227
410-247-7600
www.mdspectral.com
MD DW LabID 153

Project: ACPS-TC

Project Number: 47:1519-K
Project Manager: Michael Hamill

Reported:
12/27/19 11:49

TC-163-B336 S

9122014-22 (Drinking Water)
Sample Date: 12/20/19

Analyte	Result	Notes	Units	Reporting Limit (MRL)	Detection Limit (LOD)	Dilution	Prepared	Analyzed	Analyst
TOTAL METALS ANALYSIS BY EPA 200.8 Prepared by 200.8-No Digestion Metals									
Copper	**211**		ug/L	1.00	1.00	1	12/23/19	12/23/19 21:59	VVD
Lead	**2.26**		ug/L	1.00	1.00	1	12/23/19	12/23/19 21:59	VVD

The results in this report apply to the samples analyzed in accordance with the chain of custody document. This analytical report must be reproduced in its entirety.

Will Brewington, President

1500 Caton Center Dr Suite G
Baltimore MD 21227
410-247-7600
www.mdspectral.com
MD DW LabID 153

Project: ACPS-TC

Project Number: 47:1519-K
Project Manager: Michael Hamill

Reported:
12/27/19 11:49

TC-164-B333 S

9122014-23 (Drinking Water)
Sample Date: 12/20/19

Analyte	Result	Notes	Units	Reporting Limit (MRL)	Detection Limit (LOD)	Dilution	Prepared	Analyzed	Analyst
TOTAL METALS ANALYSIS BY EPA 200.8 Prepared by 200.8-No Digestion Metals									
Copper	**91.6**		ug/L	1.00	1.00	1	12/23/19	12/23/19 22:00	VVD
Lead	**1.24**		ug/L	1.00	1.00	1	12/23/19	12/23/19 22:00	VVD



Will Brewington, President

The results in this report apply to the samples analyzed in accordance with the chain of custody document. This analytical report must be reproduced in its entirety.

1500 Caton Center Dr Suite G
Baltimore MD 21227
410-247-7600
www.mdspectral.com
MD DW LabID 153

Project: ACPS-TC

Project Number: 47:1519-K
Project Manager: Michael Hamill

Reported:
12/27/19 11:49

TC-165-B333 S

9122014-24 (Drinking Water)
Sample Date: 12/20/19

Analyte	Result	Notes	Units	Reporting Limit (MRL)	Detection Limit (LOD)	Dilution	Prepared	Analyzed	Analyst
TOTAL METALS ANALYSIS BY EPA 200.8 Prepared by 200.8-No Digestion Metals									
Copper	**50.2**		ug/L	1.00	1.00	1	12/23/19	12/23/19 22:02	VVD
Lead	**2.73**		ug/L	1.00	1.00	1	12/23/19	12/23/19 22:02	VVD



Will Brewington, President

The results in this report apply to the samples analyzed in accordance with the chain of custody document. This analytical report must be reproduced in its entirety.

1500 Caton Center Dr Suite G
Baltimore MD 21227
410-247-7600
www.mdspectral.com
MD DW LabID 153

Project: ACPS-TC

Project Number: 47:1519-K
Project Manager: Michael Hamill

Reported:
12/27/19 11:49

TC-166-B333 S

9122014-25 (Drinking Water)
Sample Date: 12/20/19

Analyte	Result	Notes	Units	Reporting Limit (MRL)	Detection Limit (LOD)	Dilution	Prepared	Analyzed	Analyst
TOTAL METALS ANALYSIS BY EPA 200.8 Prepared by 200.8-No Digestion Metals									
Copper	**42.4**		ug/L	1.00	1.00	1	12/23/19	12/23/19 22:07	VVD
Lead	**1.87**		ug/L	1.00	1.00	1	12/23/19	12/23/19 22:07	VVD

The results in this report apply to the samples analyzed in accordance with the chain of custody document. This analytical report must be reproduced in its entirety.

Will Brewington, President

1500 Caton Center Dr Suite G
Baltimore MD 21227
410-247-7600
www.mdspectral.com
MD DW LabID 153

Project: ACPS-TC

Project Number: 47:1519-K
Project Manager: Michael Hamill

Reported:
12/27/19 11:49

TC-167-B333 S

9122014-26 (Drinking Water)
Sample Date: 12/20/19

Analyte	Result	Notes	Units	Reporting Limit (MRL)	Detection Limit (LOD)	Dilution	Prepared	Analyzed	Analyst
TOTAL METALS ANALYSIS BY EPA 200.8 Prepared by 200.8-No Digestion Metals									
Copper	**30.4**		ug/L	1.00	1.00	1	12/23/19	12/23/19 22:09	VVD
Lead	**1.75**		ug/L	1.00	1.00	1	12/23/19	12/23/19 22:09	VVD

The results in this report apply to the samples analyzed in accordance with the chain of custody document. This analytical report must be reproduced in its entirety.

Will Brewington, President

1500 Caton Center Dr Suite G
Baltimore MD 21227
410-247-7600
www.mdspectral.com
MD DW LabID 153

Project: ACPS-TC

Project Number: 47:1519-K
Project Manager: Michael Hamill

Reported:
12/27/19 11:49

TC-168-B333 S

9122014-27 (Drinking Water)
Sample Date: 12/20/19

Analyte	Result	Notes	Units	Reporting Limit (MRL)	Detection Limit (LOD)	Dilution	Prepared	Analyzed	Analyst
TOTAL METALS ANALYSIS BY EPA 200.8 Prepared by 200.8-No Digestion Metals									
Copper	**26.6**		ug/L	1.00	1.00	1	12/23/19	12/23/19 22:10	VVD
Lead	**2.61**		ug/L	1.00	1.00	1	12/23/19	12/23/19 22:10	VVD



Will Brewington, President

The results in this report apply to the samples analyzed in accordance with the chain of custody document. This analytical report must be reproduced in its entirety.

1500 Caton Center Dr Suite G
Baltimore MD 21227
410-247-7600
www.mdspectral.com
MD DW LabID 153

Project: ACPS-TC

Project Number: 47:1519-K
Project Manager: Michael Hamill

Reported:
12/27/19 11:49

TC-194-B333 S

9122014-28 (Drinking Water)
Sample Date: 12/20/19

Analyte	Result	Notes	Units	Reporting Limit (MRL)	Detection Limit (LOD)	Dilution	Prepared	Analyzed	Analyst
TOTAL METALS ANALYSIS BY EPA 200.8 Prepared by 200.8-No Digestion Metals									
Copper	**27.4**		ug/L	1.00	1.00	1	12/23/19	12/23/19 22:12	VVD
Lead	**2.40**		ug/L	1.00	1.00	1	12/23/19	12/23/19 22:12	VVD

The results in this report apply to the samples analyzed in accordance with the chain of custody document. This analytical report must be reproduced in its entirety.

Will Brewington, President

1500 Caton Center Dr Suite G
Baltimore MD 21227
410-247-7600
www.mdspectral.com
MD DW LabID 153

Project: ACPS-TC

Project Number: 47:1519-K
Project Manager: Michael Hamill

Reported:
12/27/19 11:49

TC-195-B333 S

9122014-29 (Drinking Water)
Sample Date: 12/20/19

Analyte	Result	Notes	Units	Reporting Limit (MRL)	Detection Limit (LOD)	Dilution	Prepared	Analyzed	Analyst
TOTAL METALS ANALYSIS BY EPA 200.8 Prepared by 200.8-No Digestion Metals									
Copper	**21.8**		ug/L	1.00	1.00	1	12/23/19	12/23/19 22:14	VVD
Lead	**1.82**		ug/L	1.00	1.00	1	12/23/19	12/23/19 22:14	VVD

The results in this report apply to the samples analyzed in accordance with the chain of custody document. This analytical report must be reproduced in its entirety.

Will Brewington, President

1500 Caton Center Dr Suite G
Baltimore MD 21227
410-247-7600
www.mdspectral.com
MD DW LabID 153

Project: ACPS-TC

Project Number: 47:1519-K
Project Manager: Michael Hamill

Reported:
12/27/19 11:49

TC-196-B331 S

9122014-30 (Drinking Water)
Sample Date: 12/20/19

Analyte	Result	Notes	Units	Reporting Limit (MRL)	Detection Limit (LOD)	Dilution	Prepared	Analyzed	Analyst
TOTAL METALS ANALYSIS BY EPA 200.8 Prepared by 200.8-No Digestion Metals									
Copper	**109**		ug/L	1.00	1.00	1	12/23/19	12/23/19 22:15	VVD
Lead	**6.92**		ug/L	1.00	1.00	1	12/23/19	12/23/19 22:15	VVD

The results in this report apply to the samples analyzed in accordance with the chain of custody document. This analytical report must be reproduced in its entirety.

Will Brewington, President

1500 Caton Center Dr Suite G
Baltimore MD 21227
410-247-7600
www.mdspectral.com
MD DW LabID 153

Project: ACPS-TC

Project Number: 47:1519-K
Project Manager: Michael Hamill

Reported:
12/27/19 11:49

TC-197-B331 S

9122014-31 (Drinking Water)
Sample Date: 12/20/19

Analyte	Result	Notes	Units	Reporting Limit (MRL)	Detection Limit (LOD)	Dilution	Prepared	Analyzed	Analyst
TOTAL METALS ANALYSIS BY EPA 200.8 Prepared by 200.8-No Digestion Metals									
Copper	**30.4**		ug/L	1.00	1.00	1	12/23/19	12/23/19 22:17	VVD
Lead	**1.47**		ug/L	1.00	1.00	1	12/23/19	12/23/19 22:17	VVD



Will Brewington, President

The results in this report apply to the samples analyzed in accordance with the chain of custody document. This analytical report must be reproduced in its entirety.

1500 Caton Center Dr Suite G
Baltimore MD 21227
410-247-7600
www.mdspectral.com
MD DW LabID 153

Project: ACPS-TC

Project Number: 47:1519-K
Project Manager: Michael Hamill

Reported:
12/27/19 11:49

TC-198-B331 S

9122014-32 (Drinking Water)
Sample Date: 12/20/19

Analyte	Result	Notes	Units	Reporting Limit (MRL)	Detection Limit (LOD)	Dilution	Prepared	Analyzed	Analyst
TOTAL METALS ANALYSIS BY EPA 200.8 Prepared by 200.8-No Digestion Metals									
Copper	**42.5**		ug/L	1.00	1.00	1	12/23/19	12/23/19 22:28	VVD
Lead	**2.41**		ug/L	1.00	1.00	1	12/23/19	12/23/19 22:28	VVD



Will Brewington, President

The results in this report apply to the samples analyzed in accordance with the chain of custody document. This analytical report must be reproduced in its entirety.

1500 Caton Center Dr Suite G
Baltimore MD 21227
410-247-7600
www.mdspectral.com
MD DW LabID 153

Project: ACPS-TC

Project Number: 47:1519-K
Project Manager: Michael Hamill

Reported:
12/27/19 11:49

TC-199-B331 S

9122014-33 (Drinking Water)
Sample Date: 12/20/19

Analyte	Result	Notes	Units	Reporting Limit (MRL)	Detection Limit (LOD)	Dilution	Prepared	Analyzed	Analyst
TOTAL METALS ANALYSIS BY EPA 200.8 Prepared by 200.8-No Digestion Metals									
Copper	**31.0**		ug/L	1.00	1.00	1	12/23/19	12/23/19 22:30	VVD
Lead	**1.43**		ug/L	1.00	1.00	1	12/23/19	12/23/19 22:30	VVD



Will Brewington, President

The results in this report apply to the samples analyzed in accordance with the chain of custody document. This analytical report must be reproduced in its entirety.

1500 Caton Center Dr Suite G
Baltimore MD 21227
410-247-7600
www.mdspectral.com
MD DW LabID 153

Project: ACPS-TC

Project Number: 47:1519-K
Project Manager: Michael Hamill

Reported:
12/27/19 11:49

TC-200-B331 S

9122014-34 (Drinking Water)
Sample Date: 12/20/19

Analyte	Result	Notes	Units	Reporting Limit (MRL)	Detection Limit (LOD)	Dilution	Prepared	Analyzed	Analyst
TOTAL METALS ANALYSIS BY EPA 200.8 Prepared by 200.8-No Digestion Metals									
Copper	**27.1**		ug/L	1.00	1.00	1	12/23/19	12/23/19 22:32	VVD
Lead	ND		ug/L	1.00	1.00	1	12/23/19	12/23/19 22:32	VVD



Will Brewington, President

The results in this report apply to the samples analyzed in accordance with the chain of custody document. This analytical report must be reproduced in its entirety.

1500 Caton Center Dr Suite G
Baltimore MD 21227
410-247-7600
www.mdspectral.com
MD DW LabID 153

Project: ACPS-TC

Project Number: 47:1519-K
Project Manager: Michael Hamill

Reported:
12/27/19 11:49

TC-169-B218 S1

9122014-35 (Drinking Water)
Sample Date: 12/20/19

Analyte	Result	Notes	Units	Reporting Limit (MRL)	Detection Limit (LOD)	Dilution	Prepared	Analyzed	Analyst
TOTAL METALS ANALYSIS BY EPA 200.8 Prepared by 200.8-No Digestion Metals									
Lead	**1.53**		ug/L	1.00	1.00	1	12/23/19	12/23/19 22:33	VVD



Will Brewington, President

The results in this report apply to the samples analyzed in accordance with the chain of custody document. This analytical report must be reproduced in its entirety.

1500 Caton Center Dr Suite G
Baltimore MD 21227
410-247-7600
www.mdspectral.com
MD DW LabID 153

Project: ACPS-TC

Project Number: 47:1519-K
Project Manager: Michael Hamill

Reported:
12/27/19 11:49

TC-169-B218 S1

9122014-35RE1 (Drinking Water)
Sample Date: 12/20/19

Analyte	Result	Notes	Units	Reporting Limit (MRL)	Detection Limit (LOD)	Dilution	Prepared	Analyzed	Analyst
TOTAL METALS ANALYSIS BY EPA 200.8 Prepared by 200.8-No Digestion Metals									
Copper	**1590**		ug/L	10.0	10.0	10	12/23/19	12/24/19 13:14	VVD

The results in this report apply to the samples analyzed in accordance with the chain of custody document. This analytical report must be reproduced in its entirety.

Will Brewington, President

1500 Caton Center Dr Suite G
Baltimore MD 21227
410-247-7600
www.mdspectral.com
MD DW LabID 153

Project: ACPS-TC

Project Number: 47:1519-K
Project Manager: Michael Hamill

Reported:
12/27/19 11:49

TC-170-B218 S2

9122014-36 (Drinking Water)
Sample Date: 12/20/19

Analyte	Result	Notes	Units	Reporting Limit (MRL)	Detection Limit (LOD)	Dilution	Prepared	Analyzed	Analyst
TOTAL METALS ANALYSIS BY EPA 200.8 Prepared by 200.8-No Digestion Metals									
Lead	**2.00**		ug/L	1.00	1.00	1	12/23/19	12/23/19 22:35	VVD

The results in this report apply to the samples analyzed in accordance with the chain of custody document. This analytical report must be reproduced in its entirety.

Will Brewington, President

1500 Caton Center Dr Suite G
Baltimore MD 21227
410-247-7600
www.mdspectral.com
MD DW LabID 153

Project: ACPS-TC

Project Number: 47:1519-K
Project Manager: Michael Hamill

Reported:
12/27/19 11:49

TC-170-B218 S2

9122014-36RE1 (Drinking Water)
Sample Date: 12/20/19

Analyte	Result	Notes	Units	Reporting Limit (MRL)	Detection Limit (LOD)	Dilution	Prepared	Analyzed	Analyst
TOTAL METALS ANALYSIS BY EPA 200.8 Prepared by 200.8-No Digestion Metals									
Copper	**1280**		ug/L	10.0	10.0	10	12/23/19	12/24/19 13:15	VVD

The results in this report apply to the samples analyzed in accordance with the chain of custody document. This analytical report must be reproduced in its entirety.

Will Brewington, President

1500 Caton Center Dr Suite G
Baltimore MD 21227
410-247-7600
www.mdspectral.com
MD DW LabID 153

Project: ACPS-TC

Project Number: 47:1519-K
Project Manager: Michael Hamill

Reported:
12/27/19 11:49

TC-171-B218 S3

9122014-37 (Drinking Water)
Sample Date: 12/20/19

Analyte	Result	Notes	Units	Reporting Limit (MRL)	Detection Limit (LOD)	Dilution	Prepared	Analyzed	Analyst
TOTAL METALS ANALYSIS BY EPA 200.8 Prepared by 200.2-Digested Metals									
Copper	**979**		ug/L	1.00	1.00	1	12/24/19	12/26/19 17:25	VVD
Lead	**1.72**		ug/L	1.00	1.00	1	12/24/19	12/26/19 17:25	VVD



Will Brewington, President

The results in this report apply to the samples analyzed in accordance with the chain of custody document. This analytical report must be reproduced in its entirety.

1500 Caton Center Dr Suite G
Baltimore MD 21227
410-247-7600
www.mdspectral.com
MD DW LabID 153

Project: ACPS-TC

Project Number: 47:1519-K
Project Manager: Michael Hamill

Reported:
12/27/19 11:49

TC-172-B218 S4

9122014-38 (Drinking Water)
Sample Date: 12/20/19

Analyte	Result	Notes	Units	Reporting Limit (MRL)	Detection Limit (LOD)	Dilution	Prepared	Analyzed	Analyst
TOTAL METALS ANALYSIS BY EPA 200.8 Prepared by 200.8-No Digestion Metals									
Lead	**3.27**		ug/L	1.00	1.00	1	12/23/19	12/23/19 22:36	VVD

The results in this report apply to the samples analyzed in accordance with the chain of custody document. This analytical report must be reproduced in its entirety.

Will Brewington, President

1500 Caton Center Dr Suite G
Baltimore MD 21227
410-247-7600
www.mdspectral.com
MD DW LabID 153

Project: ACPS-TC

Project Number: 47:1519-K
Project Manager: Michael Hamill

Reported:
12/27/19 11:49

TC-172-B218 S4

9122014-38RE1 (Drinking Water)
Sample Date: 12/20/19

Analyte	Result	Notes	Units	Reporting Limit (MRL)	Detection Limit (LOD)	Dilution	Prepared	Analyzed	Analyst
TOTAL METALS ANALYSIS BY EPA 200.8 Prepared by 200.8-No Digestion Metals									
Copper	**1100**		ug/L	10.0	10.0	10	12/23/19	12/24/19 13:17	VVD

The results in this report apply to the samples analyzed in accordance with the chain of custody document. This analytical report must be reproduced in its entirety.

Will Brewington, President

1500 Caton Center Dr Suite G
Baltimore MD 21227
410-247-7600
www.mdspectral.com
MD DW LabID 153

Project: ACPS-TC

Project Number: 47:1519-K
Project Manager: Michael Hamill

Reported:
12/27/19 11:49

TC-173-B217 TDS

9122014-39 (Drinking Water)
Sample Date: 12/20/19

Analyte	Result	Notes	Units	Reporting Limit (MRL)	Detection Limit (LOD)	Dilution	Prepared	Analyzed	Analyst
TOTAL METALS ANALYSIS BY EPA 200.8 Prepared by 200.8-No Digestion Metals									
Copper	**252**		ug/L	1.00	1.00	1	12/23/19	12/23/19 22:38	VVD
Lead	**2.46**		ug/L	1.00	1.00	1	12/23/19	12/23/19 22:38	VVD

The results in this report apply to the samples analyzed in accordance with the chain of custody document. This analytical report must be reproduced in its entirety.

Will Brewington, President

1500 Caton Center Dr Suite G
Baltimore MD 21227
410-247-7600
www.mdspectral.com
MD DW LabID 153

Project: ACPS-TC

Project Number: 47:1519-K
Project Manager: Michael Hamill

Reported:
12/27/19 11:49

TC-174-B217 S1

9122014-40 (Drinking Water)
Sample Date: 12/20/19

Analyte	Result	Notes	Units	Reporting Limit (MRL)	Detection Limit (LOD)	Dilution	Prepared	Analyzed	Analyst
TOTAL METALS ANALYSIS BY EPA 200.8 Prepared by 200.8-No Digestion Metals									
Copper	**44.1**		ug/L	1.00	1.00	1	12/23/19	12/23/19 22:40	VVD
Lead	**1.44**		ug/L	1.00	1.00	1	12/23/19	12/23/19 22:40	VVD



Will Brewington, President

The results in this report apply to the samples analyzed in accordance with the chain of custody document. This analytical report must be reproduced in its entirety.

1500 Caton Center Dr Suite G
Baltimore MD 21227
410-247-7600
www.mdspectral.com
MD DW LabID 153

Project: ACPS-TC

Project Number: 47:1519-K
Project Manager: Michael Hamill

Reported:
12/27/19 11:49

TC-175-B217 S2

9122014-41 (Drinking Water)
Sample Date: 12/20/19

Analyte	Result	Notes	Units	Reporting Limit (MRL)	Detection Limit (LOD)	Dilution	Prepared	Analyzed	Analyst
TOTAL METALS ANALYSIS BY EPA 200.8 Prepared by 200.8-No Digestion Metals									
Copper	**27.6**		ug/L	1.00	1.00	1	12/23/19	12/23/19 22:41	VVD
Lead	ND		ug/L	1.00	1.00	1	12/23/19	12/23/19 22:41	VVD



Will Brewington, President

The results in this report apply to the samples analyzed in accordance with the chain of custody document. This analytical report must be reproduced in its entirety.

1500 Caton Center Dr Suite G
Baltimore MD 21227
410-247-7600
www.mdspectral.com
MD DW LabID 153

Project: ACPS-TC

Project Number: 47:1519-K
Project Manager: Michael Hamill

Reported:
12/27/19 11:49

TC-176-B217 S3

9122014-42 (Drinking Water)
Sample Date: 12/20/19

Analyte	Result	Notes	Units	Reporting Limit (MRL)	Detection Limit (LOD)	Dilution	Prepared	Analyzed	Analyst
TOTAL METALS ANALYSIS BY EPA 200.8 Prepared by 200.8-No Digestion Metals									
Copper	**34.0**		ug/L	1.00	1.00	1	12/23/19	12/23/19 22:46	VVD
Lead	**1.27**		ug/L	1.00	1.00	1	12/23/19	12/23/19 22:46	VVD



Will Brewington, President

The results in this report apply to the samples analyzed in accordance with the chain of custody document. This analytical report must be reproduced in its entirety.

1500 Caton Center Dr Suite G
Baltimore MD 21227
410-247-7600
www.mdspectral.com
MD DW LabID 153

Project: ACPS-TC

Project Number: 47:1519-K
Project Manager: Michael Hamill

Reported:
12/27/19 11:49

TC-177-B217 S4

9122014-43 (Drinking Water)
Sample Date: 12/20/19

Analyte	Result	Notes	Units	Reporting Limit (MRL)	Detection Limit (LOD)	Dilution	Prepared	Analyzed	Analyst
TOTAL METALS ANALYSIS BY EPA 200.8 Prepared by 200.8-No Digestion Metals									
Copper	**27.8**		ug/L	1.00	1.00	1	12/23/19	12/23/19 22:54	VVD
Lead	**1.01**		ug/L	1.00	1.00	1	12/23/19	12/23/19 22:54	VVD

The results in this report apply to the samples analyzed in accordance with the chain of custody document. This analytical report must be reproduced in its entirety.

Will Brewington, President

1500 Caton Center Dr Suite G
Baltimore MD 21227
410-247-7600
www.mdspectral.com
MD DW LabID 153

Project: ACPS-TC

Project Number: 47:1519-K
Project Manager: Michael Hamill

Reported:
12/27/19 11:49

TC-178-B217 S5

9122014-44 (Drinking Water)
Sample Date: 12/20/19

Analyte	Result	Notes	Units	Reporting Limit (MRL)	Detection Limit (LOD)	Dilution	Prepared	Analyzed	Analyst
TOTAL METALS ANALYSIS BY EPA 200.8 Prepared by 200.8-No Digestion Metals									
Copper	**30.6**		ug/L	1.00	1.00	1	12/23/19	12/23/19 22:56	VVD
Lead	**1.09**		ug/L	1.00	1.00	1	12/23/19	12/23/19 22:56	VVD



Will Brewington, President

The results in this report apply to the samples analyzed in accordance with the chain of custody document. This analytical report must be reproduced in its entirety.

1500 Caton Center Dr Suite G
Baltimore MD 21227
410-247-7600
www.mdspectral.com
MD DW LabID 153

Project: ACPS-TC

Project Number: 47:1519-K
Project Manager: Michael Hamill

Reported:
12/27/19 11:49

TC-180-B213 S1

9122014-45 (Drinking Water)
Sample Date: 12/20/19

Analyte	Result	Notes	Units	Reporting Limit (MRL)	Detection Limit (LOD)	Dilution	Prepared	Analyzed	Analyst
TOTAL METALS ANALYSIS BY EPA 200.8 Prepared by 200.8-No Digestion Metals									
Copper	**37.1**		ug/L	1.00	1.00	1	12/23/19	12/23/19 22:58	VVD
Lead	**1.24**		ug/L	1.00	1.00	1	12/23/19	12/23/19 22:58	VVD



Will Brewington, President

The results in this report apply to the samples analyzed in accordance with the chain of custody document. This analytical report must be reproduced in its entirety.

1500 Caton Center Dr Suite G
Baltimore MD 21227
410-247-7600
www.mdspectral.com
MD DW LabID 153

Project: ACPS-TC

Project Number: 47:1519-K
Project Manager: Michael Hamill

Reported:
12/27/19 11:49

TC-181-B213 S2

9122014-46 (Drinking Water)
Sample Date: 12/20/19

Analyte	Result	Notes	Units	Reporting Limit (MRL)	Detection Limit (LOD)	Dilution	Prepared	Analyzed	Analyst
TOTAL METALS ANALYSIS BY EPA 200.8 Prepared by 200.8-No Digestion Metals									
Copper	**23.0**		ug/L	1.00	1.00	1	12/23/19	12/23/19 22:59	VVD
Lead	ND		ug/L	1.00	1.00	1	12/23/19	12/23/19 22:59	VVD

The results in this report apply to the samples analyzed in accordance with the chain of custody document. This analytical report must be reproduced in its entirety.

Will Brewington, President

1500 Caton Center Dr Suite G
Baltimore MD 21227
410-247-7600
www.mdspectral.com
MD DW LabID 153

Project: ACPS-TC

Project Number: 47:1519-K
Project Manager: Michael Hamill

Reported:
12/27/19 11:49

TC-182-B213 S3

9122014-47 (Drinking Water)
Sample Date: 12/20/19

Analyte	Result	Notes	Units	Reporting Limit (MRL)	Detection Limit (LOD)	Dilution	Prepared	Analyzed	Analyst
TOTAL METALS ANALYSIS BY EPA 200.8 Prepared by 200.8-No Digestion Metals									
Copper	**35.8**		ug/L	1.00	1.00	1	12/23/19	12/23/19 23:01	VVD
Lead	**1.12**		ug/L	1.00	1.00	1	12/23/19	12/23/19 23:01	VVD



Will Brewington, President

The results in this report apply to the samples analyzed in accordance with the chain of custody document. This analytical report must be reproduced in its entirety.

1500 Caton Center Dr Suite G
Baltimore MD 21227
410-247-7600
www.mdspectral.com
MD DW LabID 153

Project: ACPS-TC

Project Number: 47:1519-K
Project Manager: Michael Hamill

Reported:
12/27/19 11:49

TC-183-B213 S4

9122014-48 (Drinking Water)
Sample Date: 12/20/19

Analyte	Result	Notes	Units	Reporting Limit (MRL)	Detection Limit (LOD)	Dilution	Prepared	Analyzed	Analyst
TOTAL METALS ANALYSIS BY EPA 200.8 Prepared by 200.8-No Digestion Metals									
Copper	**26.3**		ug/L	1.00	1.00	1	12/23/19	12/24/19 11:24	VVD
Lead	ND		ug/L	1.00	1.00	1	12/23/19	12/24/19 11:24	VVD



Will Brewington, President

The results in this report apply to the samples analyzed in accordance with the chain of custody document. This analytical report must be reproduced in its entirety.

1500 Caton Center Dr Suite G
Baltimore MD 21227
410-247-7600
www.mdspectral.com
MD DW LabID 153

Project: ACPS-TC

Project Number: 47:1519-K
Project Manager: Michael Hamill

Reported:
12/27/19 11:49

TC-184-B213 S5

9122014-49 (Drinking Water)
Sample Date: 12/20/19

Analyte	Result	Notes	Units	Reporting Limit (MRL)	Detection Limit (LOD)	Dilution	Prepared	Analyzed	Analyst
TOTAL METALS ANALYSIS BY EPA 200.8 Prepared by 200.8-No Digestion Metals									
Copper	**30.3**		ug/L	1.00	1.00	1	12/23/19	12/24/19 11:26	VVD
Lead	ND		ug/L	1.00	1.00	1	12/23/19	12/24/19 11:26	VVD



Will Brewington, President

The results in this report apply to the samples analyzed in accordance with the chain of custody document. This analytical report must be reproduced in its entirety.

1500 Caton Center Dr Suite G
Baltimore MD 21227
410-247-7600
www.mdspectral.com
MD DW LabID 153

Project: ACPS-TC

Project Number: 47:1519-K
Project Manager: Michael Hamill

Reported:
12/27/19 11:49

TC-185-B213 S6

9122014-50 (Drinking Water)
Sample Date: 12/20/19

Analyte	Result	Notes	Units	Reporting Limit (MRL)	Detection Limit (LOD)	Dilution	Prepared	Analyzed	Analyst
TOTAL METALS ANALYSIS BY EPA 200.8 Prepared by 200.8-No Digestion Metals									
Copper	**31.1**		ug/L	1.00	1.00	1	12/23/19	12/24/19 11:27	VVD
Lead	ND		ug/L	1.00	1.00	1	12/23/19	12/24/19 11:27	VVD



Will Brewington, President

The results in this report apply to the samples analyzed in accordance with the chain of custody document. This analytical report must be reproduced in its entirety.

1500 Caton Center Dr Suite G
Baltimore MD 21227
410-247-7600
www.mdspectral.com
MD DW LabID 153

Project: ACPS-TC

Project Number: 47:1519-K
Project Manager: Michael Hamill

Reported:
12/27/19 11:49

TC-186-B213 LS

9122014-51 (Drinking Water)
Sample Date: 12/20/19

Analyte	Result	Notes	Units	Reporting Limit (MRL)	Detection Limit (LOD)	Dilution	Prepared	Analyzed	Analyst
TOTAL METALS ANALYSIS BY EPA 200.8 Prepared by 200.8-No Digestion Metals									
Copper	**45.3**		ug/L	1.00	1.00	1	12/23/19	12/24/19 11:29	VVD
Lead	ND		ug/L	1.00	1.00	1	12/23/19	12/24/19 11:29	VVD



Will Brewington, President

The results in this report apply to the samples analyzed in accordance with the chain of custody document. This analytical report must be reproduced in its entirety.

1500 Caton Center Dr Suite G
Baltimore MD 21227
410-247-7600
www.mdspectral.com
MD DW LabID 153

Project: ACPS-TC

Project Number: 47:1519-K
Project Manager: Michael Hamill

Reported:
12/27/19 11:49

TC-187-HallW L by B214

9122014-52 (Drinking Water)
Sample Date: 12/20/19

Analyte	Result	Notes	Units	Reporting Limit (MRL)	Detection Limit (LOD)	Dilution	Prepared	Analyzed	Analyst
TOTAL METALS ANALYSIS BY EPA 200.8 Prepared by 200.8-No Digestion Metals									
Copper	**34.8**		ug/L	1.00	1.00	1	12/23/19	12/24/19 11:30	VVD
Lead	ND		ug/L	1.00	1.00	1	12/23/19	12/24/19 11:30	VVD



Will Brewington, President

The results in this report apply to the samples analyzed in accordance with the chain of custody document. This analytical report must be reproduced in its entirety.

1500 Caton Center Dr Suite G
Baltimore MD 21227
410-247-7600
www.mdspectral.com
MD DW LabID 153

Project: ACPS-TC

Project Number: 47:1519-K
Project Manager: Michael Hamill

Reported:
12/27/19 11:49

TC-188-Hall W U by B214

9122014-53 (Drinking Water)
Sample Date: 12/20/19

Analyte	Result	Notes	Units	Reporting Limit (MRL)	Detection Limit (LOD)	Dilution	Prepared	Analyzed	Analyst
TOTAL METALS ANALYSIS BY EPA 200.8 Prepared by 200.8-No Digestion Metals									
Copper	**36.6**		ug/L	1.00	1.00	1	12/23/19	12/24/19 11:39	VVD
Lead	ND		ug/L	1.00	1.00	1	12/23/19	12/24/19 11:39	VVD



Will Brewington, President

The results in this report apply to the samples analyzed in accordance with the chain of custody document. This analytical report must be reproduced in its entirety.

1500 Caton Center Dr Suite G
Baltimore MD 21227
410-247-7600
www.mdspectral.com
MD DW LabID 153

Project: ACPS-TC

Project Number: 47:1519-K
Project Manager: Michael Hamill

Reported:
12/27/19 11:49

TC-179-B217 TDS

9122014-54 (Drinking Water)
Sample Date: 12/20/19

Analyte	Result	Notes	Units	Reporting Limit (MRL)	Detection Limit (LOD)	Dilution	Prepared	Analyzed	Analyst
TOTAL METALS ANALYSIS BY EPA 200.8 Prepared by 200.8-No Digestion Metals									
Copper	**88.0**		ug/L	1.00	1.00	1	12/23/19	12/24/19 11:44	VVD
Lead	ND		ug/L	1.00	1.00	1	12/23/19	12/24/19 11:44	VVD

The results in this report apply to the samples analyzed in accordance with the chain of custody document. This analytical report must be reproduced in its entirety.

Will Brewington, President

1500 Caton Center Dr Suite G
Baltimore MD 21227
410-247-7600
www.mdspectral.com
MD DW LabID 153

Project: ACPS-TC

Project Number: 47:1519-K
Project Manager: Michael Hamill

Reported:
12/27/19 11:49

TC-189-B235 S

9122014-55 (Drinking Water)
Sample Date: 12/20/19

Analyte	Result	Notes	Units	Reporting Limit (MRL)	Detection Limit (LOD)	Dilution	Prepared	Analyzed	Analyst
TOTAL METALS ANALYSIS BY EPA 200.8 Prepared by 200.8-No Digestion Metals									
Copper	**39.9**		ug/L	1.00	1.00	1	12/23/19	12/24/19 11:45	VVD
Lead	ND		ug/L	1.00	1.00	1	12/23/19	12/24/19 11:45	VVD



Will Brewington, President

The results in this report apply to the samples analyzed in accordance with the chain of custody document. This analytical report must be reproduced in its entirety.

1500 Caton Center Dr Suite G
Baltimore MD 21227
410-247-7600
www.mdspectral.com
MD DW LabID 153

Project: ACPS-TC

Project Number: 47:1519-K
Project Manager: Michael Hamill

Reported:
12/27/19 11:49

TC-190-HallW U by E201

9122014-56 (Drinking Water)
Sample Date: 12/20/19

Analyte	Result	Notes	Units	Reporting Limit (MRL)	Detection Limit (LOD)	Dilution	Prepared	Analyzed	Analyst
TOTAL METALS ANALYSIS BY EPA 200.8 Prepared by 200.8-No Digestion Metals									
Copper	**18.0**		ug/L	1.00	1.00	1	12/23/19	12/24/19 11:47	VVD
Lead	ND		ug/L	1.00	1.00	1	12/23/19	12/24/19 11:47	VVD

The results in this report apply to the samples analyzed in accordance with the chain of custody document. This analytical report must be reproduced in its entirety.

Will Brewington, President

1500 Caton Center Dr Suite G
Baltimore MD 21227
410-247-7600
www.mdspectral.com
MD DW LabID 153

Project: ACPS-TC

Project Number: 47:1519-K
Project Manager: Michael Hamill

Reported:
12/27/19 11:49

TC-191-Hall W L by E201

9122014-57 (Drinking Water)
Sample Date: 12/20/19

Analyte	Result	Notes	Units	Reporting Limit (MRL)	Detection Limit (LOD)	Dilution	Prepared	Analyzed	Analyst
TOTAL METALS ANALYSIS BY EPA 200.8 Prepared by 200.8-No Digestion Metals									
Copper	**17.5**		ug/L	1.00	1.00	1	12/23/19	12/24/19 11:49	VVD
Lead	ND		ug/L	1.00	1.00	1	12/23/19	12/24/19 11:49	VVD



Will Brewington, President

The results in this report apply to the samples analyzed in accordance with the chain of custody document. This analytical report must be reproduced in its entirety.

1500 Caton Center Dr Suite G
Baltimore MD 21227
410-247-7600
www.mdspectral.com
MD DW LabID 153

Project: ACPS-TC

Project Number: 47:1519-K
Project Manager: Michael Hamill

Reported:
12/27/19 11:49

TC-192-A322 S

9122014-58 (Drinking Water)
Sample Date: 12/20/19

Analyte	Result	Notes	Units	Reporting Limit (MRL)	Detection Limit (LOD)	Dilution	Prepared	Analyzed	Analyst
TOTAL METALS ANALYSIS BY EPA 200.8 Prepared by 200.8-No Digestion Metals									
Copper	**179**		ug/L	1.00	1.00	1	12/23/19	12/24/19 11:50	VVD
Lead	ND		ug/L	1.00	1.00	1	12/23/19	12/24/19 11:50	VVD



Will Brewington, President

The results in this report apply to the samples analyzed in accordance with the chain of custody document. This analytical report must be reproduced in its entirety.

1500 Caton Center Dr Suite G
Baltimore MD 21227
410-247-7600
www.mdspectral.com
MD DW LabID 153

Project: ACPS-TC

Project Number: 47:1519-K
Project Manager: Michael Hamill

Reported:
12/27/19 11:49

TC-201-B331 S

9122014-59 (Drinking Water)
Sample Date: 12/20/19

Analyte	Result	Notes	Units	Reporting Limit (MRL)	Detection Limit (LOD)	Dilution	Prepared	Analyzed	Analyst
TOTAL METALS ANALYSIS BY EPA 200.8 Prepared by 200.8-No Digestion Metals									
Copper	**29.8**		ug/L	1.00	1.00	1	12/23/19	12/24/19 11:52	VVD
Lead	**1.29**		ug/L	1.00	1.00	1	12/23/19	12/24/19 11:52	VVD



Will Brewington, President

The results in this report apply to the samples analyzed in accordance with the chain of custody document. This analytical report must be reproduced in its entirety.

1500 Caton Center Dr Suite G
Baltimore MD 21227
410-247-7600
www.mdspectral.com
MD DW LabID 153

Project: ACPS-TC

Project Number: 47:1519-K
Project Manager: Michael Hamill

Reported:
12/27/19 11:49

TC-202-B331 S

9122014-60 (Drinking Water)
Sample Date: 12/20/19

Analyte	Result	Notes	Units	Reporting Limit (MRL)	Detection Limit (LOD)	Dilution	Prepared	Analyzed	Analyst
TOTAL METALS ANALYSIS BY EPA 200.8 Prepared by 200.8-No Digestion Metals									
Copper	**33.2**		ug/L	1.00	1.00	1	12/23/19	12/24/19 11:54	VVD
Lead	**1.21**		ug/L	1.00	1.00	1	12/23/19	12/24/19 11:54	VVD



Will Brewington, President

The results in this report apply to the samples analyzed in accordance with the chain of custody document. This analytical report must be reproduced in its entirety.

1500 Caton Center Dr Suite G
Baltimore MD 21227
410-247-7600
www.mdspectral.com
MD DW LabID 153

Project: ACPS-TC

Project Number: 47:1519-K
Project Manager: Michael Hamill

Reported:
12/27/19 11:49

TC-203-B328 S

9122014-61 (Drinking Water)
Sample Date: 12/20/19

Analyte	Result	Notes	Units	Reporting Limit (MRL)	Detection Limit (LOD)	Dilution	Prepared	Analyzed	Analyst
TOTAL METALS ANALYSIS BY EPA 200.8 Prepared by 200.8-No Digestion Metals									
Copper	**90.5**		ug/L	1.00	1.00	1	12/23/19	12/24/19 11:55	VVD
Lead	ND		ug/L	1.00	1.00	1	12/23/19	12/24/19 11:55	VVD



Will Brewington, President

The results in this report apply to the samples analyzed in accordance with the chain of custody document. This analytical report must be reproduced in its entirety.

1500 Caton Center Dr Suite G
Baltimore MD 21227
410-247-7600
www.mdspectral.com
MD DW LabID 153

Project: ACPS-TC

Project Number: 47:1519-K
Project Manager: Michael Hamill

Reported:
12/27/19 11:49

TC-204-B323 S

9122014-62 (Drinking Water)
Sample Date: 12/20/19

Analyte	Result	Notes	Units	Reporting Limit (MRL)	Detection Limit (LOD)	Dilution	Prepared	Analyzed	Analyst
TOTAL METALS ANALYSIS BY EPA 200.8 Prepared by 200.8-No Digestion Metals									
Copper	**119**		ug/L	1.00	1.00	1	12/23/19	12/24/19 11:57	VVD
Lead	**7.84**		ug/L	1.00	1.00	1	12/23/19	12/24/19 11:57	VVD



Will Brewington, President

The results in this report apply to the samples analyzed in accordance with the chain of custody document. This analytical report must be reproduced in its entirety.

1500 Caton Center Dr Suite G
Baltimore MD 21227
410-247-7600
www.mdspectral.com
MD DW LabID 153

Project: ACPS-TC

Project Number: 47:1519-K
Project Manager: Michael Hamill

Reported:
12/27/19 11:49

TC-205-B323 S

9122014-63 (Drinking Water)
Sample Date: 12/20/19

Analyte	Result	Notes	Units	Reporting Limit (MRL)	Detection Limit (LOD)	Dilution	Prepared	Analyzed	Analyst
TOTAL METALS ANALYSIS BY EPA 200.8 Prepared by 200.8-No Digestion Metals									
Copper	**46.9**		ug/L	1.00	1.00	1	12/23/19	12/24/19 12:08	VVD
Lead	**1.17**		ug/L	1.00	1.00	1	12/23/19	12/24/19 12:08	VVD



Will Brewington, President

The results in this report apply to the samples analyzed in accordance with the chain of custody document. This analytical report must be reproduced in its entirety.

1500 Caton Center Dr Suite G
Baltimore MD 21227
410-247-7600
www.mdspectral.com
MD DW LabID 153

Project: ACPS-TC

Project Number: 47:1519-K
Project Manager: Michael Hamill

Reported:
12/27/19 11:49

TC-206-B323 S

9122014-64 (Drinking Water)
Sample Date: 12/20/19

Analyte	Result	Notes	Units	Reporting Limit (MRL)	Detection Limit (LOD)	Dilution	Prepared	Analyzed	Analyst
TOTAL METALS ANALYSIS BY EPA 200.8 Prepared by 200.8-No Digestion Metals									
Copper	**53.7**		ug/L	1.00	1.00	1	12/23/19	12/24/19 12:10	VVD
Lead	**1.06**		ug/L	1.00	1.00	1	12/23/19	12/24/19 12:10	VVD



Will Brewington, President

The results in this report apply to the samples analyzed in accordance with the chain of custody document. This analytical report must be reproduced in its entirety.

1500 Caton Center Dr Suite G
Baltimore MD 21227
410-247-7600
www.mdspectral.com
MD DW LabID 153

Project: ACPS-TC

Project Number: 47:1519-K
Project Manager: Michael Hamill

Reported:
12/27/19 11:49

TC-207-B323 S

9122014-65 (Drinking Water)
Sample Date: 12/20/19

Analyte	Result	Notes	Units	Reporting Limit (MRL)	Detection Limit (LOD)	Dilution	Prepared	Analyzed	Analyst
TOTAL METALS ANALYSIS BY EPA 200.8 Prepared by 200.8-No Digestion Metals									
Copper	**53.4**		ug/L	1.00	1.00	1	12/23/19	12/24/19 12:12	VVD
Lead	**1.72**		ug/L	1.00	1.00	1	12/23/19	12/24/19 12:12	VVD



Will Brewington, President

The results in this report apply to the samples analyzed in accordance with the chain of custody document. This analytical report must be reproduced in its entirety.

1500 Caton Center Dr Suite G
Baltimore MD 21227
410-247-7600
www.mdspectral.com
MD DW LabID 153

Project: ACPS-TC

Project Number: 47:1519-K
Project Manager: Michael Hamill

Reported:
12/27/19 11:49

TC-208-B323 S

9122014-66 (Drinking Water)
Sample Date: 12/20/19

Analyte	Result	Notes	Units	Reporting Limit (MRL)	Detection Limit (LOD)	Dilution	Prepared	Analyzed	Analyst
TOTAL METALS ANALYSIS BY EPA 200.8 Prepared by 200.8-No Digestion Metals									
Copper	**46.4**		ug/L	1.00	1.00	1	12/23/19	12/24/19 12:13	VVD
Lead	ND		ug/L	1.00	1.00	1	12/23/19	12/24/19 12:13	VVD

The results in this report apply to the samples analyzed in accordance with the chain of custody document. This analytical report must be reproduced in its entirety.

Will Brewington, President

1500 Caton Center Dr Suite G
Baltimore MD 21227
410-247-7600
www.mdspectral.com
MD DW LabID 153

Project: ACPS-TC

Project Number: 47:1519-K
Project Manager: Michael Hamill

Reported:
12/27/19 11:49

TC-209-B323 S

9122014-67 (Drinking Water)
Sample Date: 12/20/19

Analyte	Result	Notes	Units	Reporting Limit (MRL)	Detection Limit (LOD)	Dilution	Prepared	Analyzed	Analyst
TOTAL METALS ANALYSIS BY EPA 200.8 Prepared by 200.8-No Digestion Metals									
Copper	**54.6**		ug/L	1.00	1.00	1	12/23/19	12/24/19 12:15	VVD
Lead	**1.25**		ug/L	1.00	1.00	1	12/23/19	12/24/19 12:15	VVD



Will Brewington, President

The results in this report apply to the samples analyzed in accordance with the chain of custody document. This analytical report must be reproduced in its entirety.

1500 Caton Center Dr Suite G
Baltimore MD 21227
410-247-7600
www.mdspectral.com
MD DW LabID 153

Project: ACPS-TC

Project Number: 47:1519-K
Project Manager: Michael Hamill

Reported:
12/27/19 11:49

TC-210-B323 S

9122014-68 (Drinking Water)
Sample Date: 12/20/19

Analyte	Result	Notes	Units	Reporting Limit (MRL)	Detection Limit (LOD)	Dilution	Prepared	Analyzed	Analyst
TOTAL METALS ANALYSIS BY EPA 200.8 Prepared by 200.8-No Digestion Metals									
Copper	**76.5**		ug/L	1.00	1.00	1	12/23/19	12/24/19 12:16	VVD
Lead	**2.48**		ug/L	1.00	1.00	1	12/23/19	12/24/19 12:16	VVD



Will Brewington, President

The results in this report apply to the samples analyzed in accordance with the chain of custody document. This analytical report must be reproduced in its entirety.

1500 Caton Center Dr Suite G
Baltimore MD 21227
410-247-7600
www.mdspectral.com
MD DW LabID 153

Project: ACPS-TC

Project Number: 47:1519-K
Project Manager: Michael Hamill

Reported:
12/27/19 11:49

TC-211-B323 S

9122014-69 (Drinking Water)
Sample Date: 12/20/19

Analyte	Result	Notes	Units	Reporting Limit (MRL)	Detection Limit (LOD)	Dilution	Prepared	Analyzed	Analyst
TOTAL METALS ANALYSIS BY EPA 200.8 Prepared by 200.8-No Digestion Metals									
Copper	**307**		ug/L	1.00	1.00	1	12/23/19	12/24/19 12:18	VVD
Lead	ND		ug/L	1.00	1.00	1	12/23/19	12/24/19 12:18	VVD

The results in this report apply to the samples analyzed in accordance with the chain of custody document. This analytical report must be reproduced in its entirety.

Will Brewington, President

1500 Caton Center Dr Suite G
Baltimore MD 21227
410-247-7600
www.mdspectral.com
MD DW LabID 153

Project: ACPS-TC

Project Number: 47:1519-K
Project Manager: Michael Hamill

Reported:
12/27/19 11:49

TC-212-B331 S

9122014-70 (Drinking Water)
Sample Date: 12/20/19

Analyte	Result	Notes	Units	Reporting Limit (MRL)	Detection Limit (LOD)	Dilution	Prepared	Analyzed	Analyst
TOTAL METALS ANALYSIS BY EPA 200.8 Prepared by 200.8-No Digestion Metals									
Copper	**67.7**		ug/L	1.00	1.00	1	12/23/19	12/24/19 12:23	VVD
Lead	**1.03**		ug/L	1.00	1.00	1	12/23/19	12/24/19 12:23	VVD



Will Brewington, President

The results in this report apply to the samples analyzed in accordance with the chain of custody document. This analytical report must be reproduced in its entirety.

1500 Caton Center Dr Suite G
Baltimore MD 21227
410-247-7600
www.mdspectral.com
MD DW LabID 153

Project: ACPS-TC

Project Number: 47:1519-K
Project Manager: Michael Hamill

Reported:
12/27/19 11:49

TC-213-B319 S

9122014-71 (Drinking Water)
Sample Date: 12/20/19

Analyte	Result	Notes	Units	Reporting Limit (MRL)	Detection Limit (LOD)	Dilution	Prepared	Analyzed	Analyst
TOTAL METALS ANALYSIS BY EPA 200.8 Prepared by 200.8-No Digestion Metals									
Copper	**133**		ug/L	1.00	1.00	1	12/23/19	12/24/19 12:25	VVD
Lead	ND		ug/L	1.00	1.00	1	12/23/19	12/24/19 12:25	VVD

The results in this report apply to the samples analyzed in accordance with the chain of custody document. This analytical report must be reproduced in its entirety.

Will Brewington, President

1500 Caton Center Dr Suite G
Baltimore MD 21227
410-247-7600
www.mdspectral.com
MD DW LabID 153

Project: ACPS-TC

Project Number: 47:1519-K
Project Manager: Michael Hamill

Reported:
12/27/19 11:49

TC-214-B319 S

9122014-72 (Drinking Water)
Sample Date: 12/20/19

Analyte	Result	Notes	Units	Reporting Limit (MRL)	Detection Limit (LOD)	Dilution	Prepared	Analyzed	Analyst
TOTAL METALS ANALYSIS BY EPA 200.8 Prepared by 200.8-No Digestion Metals									
Copper	**85.5**		ug/L	1.00	1.00	1	12/23/19	12/24/19 12:26	VVD
Lead	**2.77**		ug/L	1.00	1.00	1	12/23/19	12/24/19 12:26	VVD



Will Brewington, President

The results in this report apply to the samples analyzed in accordance with the chain of custody document. This analytical report must be reproduced in its entirety.

1500 Caton Center Dr Suite G
Baltimore MD 21227
410-247-7600
www.mdspectral.com
MD DW LabID 153

Project: ACPS-TC

Project Number: 47:1519-K
Project Manager: Michael Hamill

Reported:
12/27/19 11:49

TC-215-B319 S

9122014-73 (Drinking Water)
Sample Date: 12/20/19

Analyte	Result	Notes	Units	Reporting Limit (MRL)	Detection Limit (LOD)	Dilution	Prepared	Analyzed	Analyst
TOTAL METALS ANALYSIS BY EPA 200.8 Prepared by 200.8-No Digestion Metals									
Copper	**124**		ug/L	1.00	1.00	1	12/23/19	12/24/19 12:34	VVD
Lead	**4.76**		ug/L	1.00	1.00	1	12/23/19	12/24/19 12:34	VVD



Will Brewington, President

The results in this report apply to the samples analyzed in accordance with the chain of custody document. This analytical report must be reproduced in its entirety.

1500 Caton Center Dr Suite G
Baltimore MD 21227
410-247-7600
www.mdspectral.com
MD DW LabID 153

Project: ACPS-TC

Project Number: 47:1519-K
Project Manager: Michael Hamill

Reported:
12/27/19 11:49

TC-216-B319 S

9122014-74 (Drinking Water)
Sample Date: 12/20/19

Analyte	Result	Notes	Units	Reporting Limit (MRL)	Detection Limit (LOD)	Dilution	Prepared	Analyzed	Analyst
TOTAL METALS ANALYSIS BY EPA 200.8 Prepared by 200.8-No Digestion Metals									
Copper	**85.3**		ug/L	1.00	1.00	1	12/23/19	12/24/19 12:36	VVD
Lead	**3.47**		ug/L	1.00	1.00	1	12/23/19	12/24/19 12:36	VVD

The results in this report apply to the samples analyzed in accordance with the chain of custody document. This analytical report must be reproduced in its entirety.

Will Brewington, President

1500 Caton Center Dr Suite G
Baltimore MD 21227
410-247-7600
www.mdspectral.com
MD DW LabID 153

Project: ACPS-TC

Project Number: 47:1519-K
Project Manager: Michael Hamill

Reported:
12/27/19 11:49

TC-217-B319 S

9122014-75 (Drinking Water)
Sample Date: 12/20/19

Analyte	Result	Notes	Units	Reporting Limit (MRL)	Detection Limit (LOD)	Dilution	Prepared	Analyzed	Analyst
TOTAL METALS ANALYSIS BY EPA 200.8 Prepared by 200.8-No Digestion Metals									
Copper	**69.0**		ug/L	1.00	1.00	1	12/23/19	12/24/19 12:38	VVD
Lead	**1.17**		ug/L	1.00	1.00	1	12/23/19	12/24/19 12:38	VVD



Will Brewington, President

The results in this report apply to the samples analyzed in accordance with the chain of custody document. This analytical report must be reproduced in its entirety.

1500 Caton Center Dr Suite G
Baltimore MD 21227
410-247-7600
www.mdspectral.com
MD DW LabID 153

Project: ACPS-TC

Project Number: 47:1519-K
Project Manager: Michael Hamill

Reported:
12/27/19 11:49

TC-218-B319 S

9122014-76 (Drinking Water)
Sample Date: 12/20/19

Analyte	Result	Notes	Units	Reporting Limit (MRL)	Detection Limit (LOD)	Dilution	Prepared	Analyzed	Analyst
TOTAL METALS ANALYSIS BY EPA 200.8 Prepared by 200.8-No Digestion Metals									
Copper	**65.4**		ug/L	1.00	1.00	1	12/23/19	12/24/19 12:43	VVD
Lead	**1.98**		ug/L	1.00	1.00	1	12/23/19	12/24/19 12:43	VVD



Will Brewington, President

The results in this report apply to the samples analyzed in accordance with the chain of custody document. This analytical report must be reproduced in its entirety.

1500 Caton Center Dr Suite G
Baltimore MD 21227
410-247-7600
www.mdspectral.com
MD DW LabID 153

Project: ACPS-TC

Project Number: 47:1519-K
Project Manager: Michael Hamill

Reported:
12/27/19 11:49

TC-193-B319 S

9122014-77 (Drinking Water)
Sample Date: 12/20/19

Analyte	Result	Notes	Units	Reporting Limit (MRL)	Detection Limit (LOD)	Dilution	Prepared	Analyzed	Analyst
TOTAL METALS ANALYSIS BY EPA 200.8 Prepared by 200.8-No Digestion Metals									
Copper	**66.5**		ug/L	1.00	1.00	1	12/23/19	12/24/19 12:44	VVD
Lead	**1.38**		ug/L	1.00	1.00	1	12/23/19	12/24/19 12:44	VVD



Will Brewington, President

The results in this report apply to the samples analyzed in accordance with the chain of custody document. This analytical report must be reproduced in its entirety.

1500 Caton Center Dr Suite G
Baltimore MD 21227
410-247-7600
www.mdspectral.com
MD DW LabID 153

Project: ACPS-TC

Project Number: 47:1519-K
Project Manager: Michael Hamill

Reported:
12/27/19 11:49

TC-219-Hall Bub L

9122014-78 (Drinking Water)
Sample Date: 12/20/19

Analyte	Result	Notes	Units	Reporting Limit (MRL)	Detection Limit (LOD)	Dilution	Prepared	Analyzed	Analyst
TOTAL METALS ANALYSIS BY EPA 200.8 Prepared by 200.8-No Digestion Metals									
Copper	**26.9**		ug/L	1.00	1.00	1	12/23/19	12/24/19 12:46	VVD
Lead	ND		ug/L	1.00	1.00	1	12/23/19	12/24/19 12:46	VVD

The results in this report apply to the samples analyzed in accordance with the chain of custody document. This analytical report must be reproduced in its entirety.

Will Brewington, President

1500 Caton Center Dr Suite G
Baltimore MD 21227
410-247-7600
www.mdspectral.com
MD DW LabID 153

Project: ACPS-TC

Project Number: 47:1519-K
Project Manager: Michael Hamill

Reported:
12/27/19 11:49

TC-220-Hall Bub R

9122014-79 (Drinking Water)
Sample Date: 12/20/19

Analyte	Result	Notes	Units	Reporting Limit (MRL)	Detection Limit (LOD)	Dilution	Prepared	Analyzed	Analyst
TOTAL METALS ANALYSIS BY EPA 200.8 Prepared by 200.8-No Digestion Metals									
Copper	**28.3**		ug/L	1.00	1.00	1	12/23/19	12/24/19 12:48	VVD
Lead	ND		ug/L	1.00	1.00	1	12/23/19	12/24/19 12:48	VVD

The results in this report apply to the samples analyzed in accordance with the chain of custody document. This analytical report must be reproduced in its entirety.

Will Brewington, President

1500 Caton Center Dr Suite G
Baltimore MD 21227
410-247-7600
www.mdspectral.com
MD DW LabID 153

Project: ACPS-TC

Project Number: 47:1519-K
Project Manager: Michael Hamill

Reported:
12/27/19 11:49

TC-221-B318 S

9122014-80 (Drinking Water)
Sample Date: 12/20/19

Analyte	Result	Notes	Units	Reporting Limit (MRL)	Detection Limit (LOD)	Dilution	Prepared	Analyzed	Analyst
TOTAL METALS ANALYSIS BY EPA 200.8 Prepared by 200.8-No Digestion Metals									
Lead	**1.13**		ug/L	1.00	1.00	1	12/23/19	12/24/19 12:49	VVD

The results in this report apply to the samples analyzed in accordance with the chain of custody document. This analytical report must be reproduced in its entirety.

Will Brewington, President

1500 Caton Center Dr Suite G
Baltimore MD 21227
410-247-7600
www.mdspectral.com
MD DW LabID 153

Project: ACPS-TC

Project Number: 47:1519-K
Project Manager: Michael Hamill

Reported:
12/27/19 11:49

TC-221-B318 S

9122014-80RE1 (Drinking Water)
Sample Date: 12/20/19

Analyte	Result	Notes	Units	Reporting Limit (MRL)	Detection Limit (LOD)	Dilution	Prepared	Analyzed	Analyst
TOTAL METALS ANALYSIS BY EPA 200.8 Prepared by 200.8-No Digestion Metals									
Copper	**1260**		ug/L	10.0	10.0	10	12/23/19	12/24/19 15:26	VVD

The results in this report apply to the samples analyzed in accordance with the chain of custody document. This analytical report must be reproduced in its entirety.

Will Brewington, President

1500 Caton Center Dr Suite G
Baltimore MD 21227
410-247-7600
www.mdspectral.com
MD DW LabID 153

Project: ACPS-TC

Project Number: 47:1519-K
Project Manager: Michael Hamill

Reported:
12/27/19 11:49

TC-222-B318 S

9122014-81 (Drinking Water)
Sample Date: 12/20/19

Analyte	Result	Notes	Units	Reporting Limit (MRL)	Detection Limit (LOD)	Dilution	Prepared	Analyzed	Analyst
TOTAL METALS ANALYSIS BY EPA 200.8 Prepared by 200.2-Digested Metals									
Lead	**1.95**		ug/L	1.00	1.00	1	12/24/19	12/26/19 17:28	VVD

The results in this report apply to the samples analyzed in accordance with the chain of custody document. This analytical report must be reproduced in its entirety.

Will Brewington, President

1500 Caton Center Dr Suite G
Baltimore MD 21227
410-247-7600
www.mdspectral.com
MD DW LabID 153

Project: ACPS-TC

Project Number: 47:1519-K
Project Manager: Michael Hamill

Reported:
12/27/19 11:49

TC-222-B318 S

9122014-81RE1 (Drinking Water)
Sample Date: 12/20/19

Analyte	Result	Notes	Units	Reporting Limit (MRL)	Detection Limit (LOD)	Dilution	Prepared	Analyzed	Analyst
TOTAL METALS ANALYSIS BY EPA 200.8 Prepared by 200.2-Digested Metals									
Copper	**1360**		ug/L	10.0	10.0	10	12/24/19	12/26/19 19:04	VVD



Will Brewington, President

The results in this report apply to the samples analyzed in accordance with the chain of custody document. This analytical report must be reproduced in its entirety.

1500 Caton Center Dr Suite G
Baltimore MD 21227
410-247-7600
www.mdspectral.com
MD DW LabID 153

Project: ACPS-TC

Project Number: 47:1519-K
Project Manager: Michael Hamill

Reported:
12/27/19 11:49

TC-223-B318 S

9122014-82 (Drinking Water)
Sample Date: 12/20/19

Analyte	Result	Notes	Units	Reporting Limit (MRL)	Detection Limit (LOD)	Dilution	Prepared	Analyzed	Analyst
TOTAL METALS ANALYSIS BY EPA 200.8 Prepared by 200.8-No Digestion Metals									
Copper	**710**		ug/L	1.00	1.00	1	12/23/19	12/24/19 12:51	VVD
Lead	**1.65**		ug/L	1.00	1.00	1	12/23/19	12/24/19 12:51	VVD



Will Brewington, President

The results in this report apply to the samples analyzed in accordance with the chain of custody document. This analytical report must be reproduced in its entirety.

1500 Caton Center Dr Suite G
Baltimore MD 21227
410-247-7600
www.mdspectral.com
MD DW LabID 153

Project: ACPS-TC

Project Number: 47:1519-K
Project Manager: Michael Hamill

Reported:
12/27/19 11:49

TC-224-B318 S

9122014-83 (Drinking Water)
Sample Date: 12/20/19

Analyte	Result	Notes	Units	Reporting Limit (MRL)	Detection Limit (LOD)	Dilution	Prepared	Analyzed	Analyst
TOTAL METALS ANALYSIS BY EPA 200.8 Prepared by 200.8-No Digestion Metals									
Copper	**867**		ug/L	1.00	1.00	1	12/23/19	12/24/19 12:52	VVD
Lead	ND		ug/L	1.00	1.00	1	12/23/19	12/24/19 12:52	VVD



Will Brewington, President

The results in this report apply to the samples analyzed in accordance with the chain of custody document. This analytical report must be reproduced in its entirety.

1500 Caton Center Dr Suite G
Baltimore MD 21227
410-247-7600
www.mdspectral.com
MD DW LabID 153

Project: ACPS-TC

Project Number: 47:1519-K
Project Manager: Michael Hamill

Reported:
12/27/19 11:49

TC-225-B318 S

9122014-84 (Drinking Water)
Sample Date: 12/20/19

Analyte	Result	Notes	Units	Reporting Limit (MRL)	Detection Limit (LOD)	Dilution	Prepared	Analyzed	Analyst
TOTAL METALS ANALYSIS BY EPA 200.8 Prepared by 200.8-No Digestion Metals									
Copper	**825**		ug/L	1.00	1.00	1	12/23/19	12/24/19 13:04	VVD
Lead	ND		ug/L	1.00	1.00	1	12/23/19	12/24/19 13:04	VVD

The results in this report apply to the samples analyzed in accordance with the chain of custody document. This analytical report must be reproduced in its entirety.

Will Brewington, President

1500 Caton Center Dr Suite G
Baltimore MD 21227
410-247-7600
www.mdspectral.com
MD DW LabID 153

Project: ACPS-TC

Project Number: 47:1519-K
Project Manager: Michael Hamill

Reported:
12/27/19 11:49

TC-226-B318 S

9122014-85 (Drinking Water)
Sample Date: 12/20/19

Analyte	Result	Notes	Units	Reporting Limit (MRL)	Detection Limit (LOD)	Dilution	Prepared	Analyzed	Analyst
TOTAL METALS ANALYSIS BY EPA 200.8 Prepared by 200.8-No Digestion Metals									
Copper	**628**		ug/L	1.00	1.00	1	12/23/19	12/24/19 13:06	VVD
Lead	ND		ug/L	1.00	1.00	1	12/23/19	12/24/19 13:06	VVD

The results in this report apply to the samples analyzed in accordance with the chain of custody document. This analytical report must be reproduced in its entirety.

Will Brewington, President

1500 Caton Center Dr Suite G
Baltimore MD 21227
410-247-7600
www.mdspectral.com
MD DW LabID 153

Project: ACPS-TC

Project Number: 47:1519-K
Project Manager: Michael Hamill

Reported:
12/27/19 11:49

TC-227-B318 S

9122014-86 (Drinking Water)
Sample Date: 12/20/19

Analyte	Result	Notes	Units	Reporting Limit (MRL)	Detection Limit (LOD)	Dilution	Prepared	Analyzed	Analyst
TOTAL METALS ANALYSIS BY EPA 200.8 Prepared by 200.8-No Digestion Metals									
Lead	ND		ug/L	1.00	1.00	1	12/23/19	12/24/19 13:07	VVD

The results in this report apply to the samples analyzed in accordance with the chain of custody document. This analytical report must be reproduced in its entirety.

Will Brewington, President

1500 Caton Center Dr Suite G
Baltimore MD 21227
410-247-7600
www.mdspectral.com
MD DW LabID 153

Project: ACPS-TC

Project Number: 47:1519-K
Project Manager: Michael Hamill

Reported:
12/27/19 11:49

TC-227-B318 S

9122014-86RE1 (Drinking Water)
Sample Date: 12/20/19

Analyte	Result	Notes	Units	Reporting Limit (MRL)	Detection Limit (LOD)	Dilution	Prepared	Analyzed	Analyst
TOTAL METALS ANALYSIS BY EPA 200.8 Prepared by 200.8-No Digestion Metals									
Copper	**1180**		ug/L	10.0	10.0	10	12/23/19	12/24/19 15:27	VVD

The results in this report apply to the samples analyzed in accordance with the chain of custody document. This analytical report must be reproduced in its entirety.

Will Brewington, President

1500 Caton Center Dr Suite G
Baltimore MD 21227
410-247-7600
www.mdspectral.com
MD DW LabID 153

Project: ACPS-TC

Project Number: 47:1519-K
Project Manager: Michael Hamill

Reported:
12/27/19 11:49

TC-228-C309 S

9122014-87 (Drinking Water)
Sample Date: 12/20/19

Analyte	Result	Notes	Units	Reporting Limit (MRL)	Detection Limit (LOD)	Dilution	Prepared	Analyzed	Analyst
TOTAL METALS ANALYSIS BY EPA 200.8 Prepared by 200.8-No Digestion Metals									
Copper	**271**		ug/L	1.00	1.00	1	12/23/19	12/24/19 13:09	VVD
Lead	ND		ug/L	1.00	1.00	1	12/23/19	12/24/19 13:09	VVD



Will Brewington, President

The results in this report apply to the samples analyzed in accordance with the chain of custody document. This analytical report must be reproduced in its entirety.

1500 Caton Center Dr Suite G
Baltimore MD 21227
410-247-7600
www.mdspectral.com
MD DW LabID 153

Project: ACPS-TC

Project Number: 47:1519-K
Project Manager: Michael Hamill

Reported:
12/27/19 11:49

TC-229-C309 S

9122014-88 (Drinking Water)
Sample Date: 12/20/19

Analyte	Result	Notes	Units	Reporting Limit (MRL)	Detection Limit (LOD)	Dilution	Prepared	Analyzed	Analyst
TOTAL METALS ANALYSIS BY EPA 200.8 Prepared by 200.8-No Digestion Metals									
Copper	**255**		ug/L	1.00	1.00	1	12/23/19	12/24/19 13:10	VVD
Lead	**1.06**		ug/L	1.00	1.00	1	12/23/19	12/24/19 13:10	VVD

The results in this report apply to the samples analyzed in accordance with the chain of custody document. This analytical report must be reproduced in its entirety.

Will Brewington, President

1500 Caton Center Dr Suite G
Baltimore MD 21227
410-247-7600
www.mdspectral.com
MD DW LabID 153

Project: ACPS-TC

Project Number: 47:1519-K
Project Manager: Michael Hamill

Reported:
12/27/19 11:49

TOTAL METALS ANALYSIS BY EPA 200.8 - Quality Control

Analyte	Result	Notes	Reporting Limit	Units	Spike Level	Source Result	%REC	%REC Limits	RPD	RPD Limit
Batch B912408 - 200.2-Digested Metals										
Blank (B912408-BLK1)					Prepared: 12/24/19 Analyzed: 12/26/19					
Copper	ND		1.00	ug/L						
Lead	ND		1.00	ug/L						
LCS (B912408-BS1)					Prepared: 12/24/19 Analyzed: 12/26/19					
Copper	10.6		1.00	ug/L	10.0		106	80-120		
Lead	9.70		1.00	ug/L	10.0		97	80-120		
Duplicate (B912408-DUP1)		**Source: 9122012-15**			Prepared: 12/24/19 Analyzed: 12/26/19					
Copper	301		1.00	ug/L		307			2	20
Lead	8.29		1.00	ug/L		8.51			3	20
Matrix Spike (B912408-MS1)		**Source: 9122012-15**			Prepared: 12/24/19 Analyzed: 12/26/19					
Copper	304		1.00	ug/L	10.0	307	NR	80-120		
Lead	18.1		1.00	ug/L	10.0	8.51	96	80-120		
Batch B912410 - 200.8-No Digestion Metals										
Blank (B912410-BLK1)					Prepared: 12/23/19 Analyzed: 12/24/19					
Copper	ND		1.00	ug/L						
Lead	ND		1.00	ug/L						
Blank (B912410-BLK2)					Prepared: 12/23/19 Analyzed: 12/24/19					
Copper	ND		1.00	ug/L						
Lead	ND		1.00	ug/L						
Blank (B912410-BLK3)					Prepared & Analyzed: 12/23/19					
Copper	ND		1.00	ug/L						
Lead	ND		1.00	ug/L						



Will Brewington, President

The results in this report apply to the samples analyzed in accordance with the chain of custody document. This analytical report must be reproduced in its entirety.

1500 Caton Center Dr Suite G
Baltimore MD 21227
410-247-7600
www.mdspectral.com
MD DW LabID 153

Project: ACPS-TC

Project Number: 47:1519-K
Project Manager: Michael Hamill

Reported:
12/27/19 11:49

TOTAL METALS ANALYSIS BY EPA 200.8 - Quality Control

Analyte	Result	Notes	Reporting Limit	Units	Spike Level	Source Result	%REC	%REC Limits	RPD	RPD Limit
Batch B912410 - 200.8-No Digestion Metals										
Blank (B912410-BLK4)					Prepared & Analyzed: 12/23/19					
Copper	ND		1.00	ug/L						
Lead	ND		1.00	ug/L						
Blank (B912410-BLK5)					Prepared & Analyzed: 12/23/19					
Copper	ND		1.00	ug/L						
Lead	ND		1.00	ug/L						
Blank (B912410-BLK6)					Prepared: 12/23/19 Analyzed: 12/24/19					
Copper	ND		1.00	ug/L						
Lead	ND		1.00	ug/L						
Blank (B912410-BLK7)					Prepared: 12/23/19 Analyzed: 12/24/19					
Copper	ND		1.00	ug/L						
Lead	ND		1.00	ug/L						
Blank (B912410-BLK8)					Prepared: 12/23/19 Analyzed: 12/24/19					
Copper	ND		1.00	ug/L						
Lead	ND		1.00	ug/L						
Blank (B912410-BLK9)					Prepared: 12/23/19 Analyzed: 12/24/19					
Copper	ND		1.00	ug/L						
Lead	ND		1.00	ug/L						
LCS (B912410-BS1)					Prepared: 12/23/19 Analyzed: 12/24/19					
Copper	9.39		1.00	ug/L	10.0		94	80-120		
Lead	9.19		1.00	ug/L	10.0		92	80-120		
LCS (B912410-BS2)					Prepared & Analyzed: 12/23/19					
Copper	10.3		1.00	ug/L	10.0		103	80-120		
Lead	9.61		1.00	ug/L	10.0		96	80-120		



Will Brewington, President

The results in this report apply to the samples analyzed in accordance with the chain of custody document. This analytical report must be reproduced in its entirety.

1500 Caton Center Dr Suite G
Baltimore MD 21227
410-247-7600
www.mdspectral.com
MD DW LabID 153

Project: ACPS-TC

Project Number: 47:1519-K
Project Manager: Michael Hamill

Reported:
12/27/19 11:49

TOTAL METALS ANALYSIS BY EPA 200.8 - Quality Control

Analyte	Result	Notes	Reporting Limit	Units	Spike Level	Source Result	%REC	%REC Limits	RPD	RPD Limit
Batch B912410 - 200.8-No Digestion Metals										
LCS (B912410-BS3)					Prepared & Analyzed: 12/23/19					
Copper	9.59		1.00	ug/L	10.0		96	80-120		
Lead	9.04		1.00	ug/L	10.0		90	80-120		
LCS (B912410-BS4)					Prepared & Analyzed: 12/23/19					
Copper	9.53		1.00	ug/L	10.0		95	80-120		
Lead	8.95		1.00	ug/L	10.0		90	80-120		
LCS (B912410-BS5)					Prepared & Analyzed: 12/23/19					
Copper	9.69		1.00	ug/L	10.0		97	80-120		
Lead	9.06		1.00	ug/L	10.0		91	80-120		
LCS (B912410-BS6)					Prepared: 12/23/19 Analyzed: 12/24/19					
Copper	9.82		1.00	ug/L	10.0		98	80-120		
Lead	9.43		1.00	ug/L	10.0		94	80-120		
LCS (B912410-BS7)					Prepared: 12/23/19 Analyzed: 12/24/19					
Copper	9.65		1.00	ug/L	10.0		96	80-120		
Lead	9.31		1.00	ug/L	10.0		93	80-120		
LCS (B912410-BS8)					Prepared: 12/23/19 Analyzed: 12/24/19					
Copper	9.35		1.00	ug/L	10.0		93	80-120		
Lead	9.36		1.00	ug/L	10.0		94	80-120		
LCS (B912410-BS9)					Prepared: 12/23/19 Analyzed: 12/24/19					
Copper	9.57		1.00	ug/L	10.0		96	80-120		
Lead	9.52		1.00	ug/L	10.0		95	80-120		
Duplicate (B912410-DUP1)		**Source: 9122014-01**			Prepared: 12/23/19 Analyzed: 12/24/19					
Copper	147		1.00	ug/L		146			0.5	20
Lead	4.82		1.00	ug/L		4.77			1	20

The results in this report apply to the samples analyzed in accordance with the chain of custody document. This analytical report must be reproduced in its entirety.

Will Brewington, President

1500 Caton Center Dr Suite G
Baltimore MD 21227
410-247-7600
www.mdspectral.com
MD DW LabID 153

Project: ACPS-TC

Project Number: 47:1519-K
Project Manager: Michael Hamill

Reported:
12/27/19 11:49

TOTAL METALS ANALYSIS BY EPA 200.8 - Quality Control

Analyte	Result	Notes	Reporting Limit	Units	Spike Level	Source Result	%REC	%REC Limits	RPD	RPD Limit
Batch B912410 - 200.8-No Digestion Metals										
Duplicate (B912410-DUP2)		**Source: 9122014-11**			Prepared & Analyzed: 12/23/19					
Copper	23.3		1.00	ug/L		22.4			4	20
Lead	ND		1.00	ug/L		ND				20
Duplicate (B912410-DUP3)		**Source: 9122014-21**			Prepared & Analyzed: 12/23/19					
Copper	51.2		1.00	ug/L		51.1			0.3	20
Lead	2.33		1.00	ug/L		2.36			1	20
Duplicate (B912410-DUP4)		**Source: 9122014-31**			Prepared & Analyzed: 12/23/19					
Copper	30.4		1.00	ug/L		30.4			0.05	20
Lead	1.42		1.00	ug/L		1.47			3	20
Duplicate (B912410-DUP5)		**Source: 9122014-41**			Prepared & Analyzed: 12/23/19					
Copper	27.5		1.00	ug/L		27.6			0.5	20
Lead	ND		1.00	ug/L		ND				20
Duplicate (B912410-DUP6)		**Source: 9122014-51**			Prepared: 12/23/19 Analyzed: 12/24/19					
Copper	44.8		1.00	ug/L		45.3			1	20
Lead	ND		1.00	ug/L		ND				20
Duplicate (B912410-DUP7)		**Source: 9122014-61**			Prepared: 12/23/19 Analyzed: 12/24/19					
Copper	93.0		1.00	ug/L		90.5			3	20
Lead	ND		1.00	ug/L		ND				20
Duplicate (B912410-DUP8)		**Source: 9122014-71**			Prepared: 12/23/19 Analyzed: 12/24/19					
Copper	133		1.00	ug/L		133			0.05	20
Lead	ND		1.00	ug/L		ND				20
Duplicate (B912410-DUP9)		**Source: 9122014-82**			Prepared: 12/23/19 Analyzed: 12/24/19					
Copper	726		1.00	ug/L		710			2	20
Lead	1.64		1.00	ug/L		1.65			0.4	20

The results in this report apply to the samples analyzed in accordance with the chain of custody document. This analytical report must be reproduced in its entirety.

Will Brewington, President

1500 Caton Center Dr Suite G
Baltimore MD 21227
410-247-7600
www.mdspectral.com
MD DW LabID 153

Project: ACPS-TC

Project Number: 47:1519-K
Project Manager: Michael Hamill

Reported:
12/27/19 11:49

TOTAL METALS ANALYSIS BY EPA 200.8 - Quality Control

Analyte	Result	Notes	Reporting Limit	Units	Spike Level	Source Result	%REC	%REC Limits	RPD	RPD Limit
Batch B912410 - 200.8-No Digestion Metals										
Matrix Spike (B912410-MS1)		**Source: 9122014-01**			Prepared: 12/23/19 Analyzed: 12/24/19					
Copper	152	QM-4X	1.00	ug/L	10.0	146	55	80-120		
Lead	14.5		1.00	ug/L	10.0	4.77	97	80-120		
Matrix Spike (B912410-MS2)		**Source: 9122014-11**			Prepared & Analyzed: 12/23/19					
Copper	31.4		1.00	ug/L	10.0	22.4	90	80-120		
Lead	8.89		1.00	ug/L	10.0	ND	89	80-120		
Matrix Spike (B912410-MS3)		**Source: 9122014-21**			Prepared & Analyzed: 12/23/19					
Copper	58.6	QM-4X	1.00	ug/L	10.0	51.1	75	80-120		
Lead	11.2		1.00	ug/L	10.0	2.36	88	80-120		
Matrix Spike (B912410-MS4)		**Source: 9122014-31**			Prepared & Analyzed: 12/23/19					
Copper	38.8		1.00	ug/L	10.0	30.4	84	80-120		
Lead	10.2		1.00	ug/L	10.0	1.47	88	80-120		
Matrix Spike (B912410-MS5)		**Source: 9122014-41**			Prepared & Analyzed: 12/23/19					
Copper	35.6	QM-4X	1.00	ug/L	10.0	27.6	79	80-120		
Lead	9.61		1.00	ug/L	10.0	ND	96	80-120		
Matrix Spike (B912410-MS6)		**Source: 9122014-51**			Prepared: 12/23/19 Analyzed: 12/24/19					
Copper	53.4		1.00	ug/L	10.0	45.3	81	80-120		
Lead	9.58		1.00	ug/L	10.0	ND	96	80-120		
Matrix Spike (B912410-MS7)		**Source: 9122014-61**			Prepared: 12/23/19 Analyzed: 12/24/19					
Copper	97.8	QM-4X	1.00	ug/L	10.0	90.5	73	80-120		
Lead	9.34		1.00	ug/L	10.0	ND	93	80-120		
Matrix Spike (B912410-MS8)		**Source: 9122014-71**			Prepared: 12/23/19 Analyzed: 12/24/19					
Copper	141	QM-4X	1.00	ug/L	10.0	133	73	80-120		
Lead	10.4		1.00	ug/L	10.0	ND	104	80-120		



Will Brewington, President

The results in this report apply to the samples analyzed in accordance with the chain of custody document. This analytical report must be reproduced in its entirety.

1500 Caton Center Dr Suite G
Baltimore MD 21227
410-247-7600
www.mdspectral.com
MD DW LabID 153

Project: ACPS-TC

Project Number: 47:1519-K
Project Manager: Michael Hamill

Reported:
12/27/19 11:49

TOTAL METALS ANALYSIS BY EPA 200.8 - Quality Control

Analyte	Result	Notes	Reporting Limit	Units	Spike Level	Source Result	%REC	%REC Limits	RPD	RPD Limit
Batch B912410 - 200.8-No Digestion Metals										
Matrix Spike (B912410-MS9)		**Source: 9122014-82**			Prepared: 12/23/19 Analyzed: 12/24/19					
Copper	717	QM-4X	1.00	ug/L	10.0	710	65	80-120		
Lead	9.34		1.00	ug/L	10.0	1.65	77	80-120		

The results in this report apply to the samples analyzed in accordance with the chain of custody document. This analytical report must be reproduced in its entirety.

Will Brewington, President

1500 Caton Center Dr Suite G
Baltimore MD 21227
410-247-7600
www.mdspectral.com
MD DW LabID 153

Project: ACPS-TC

Project Number: 47:1519-K
Project Manager: Michael Hamill

Reported:
12/27/19 11:49

Notes and Definitions

QM-4X	The spike recovery was outside of QC acceptance limits for the MS and/or MSD due to analyte concentration at 4 times or greater the spike concentration. The QC batch was accepted based on LCS and/or LCSD recoveries within the acceptance limits.
DET	Analyte DETECTED
ND	Analyte NOT DETECTED at or above the reporting limit
NR	Not Reported
dry	Sample results reported on a dry weight basis
RPD	Relative Percent Difference
%-Solids	Percent Solids is a supportive test and as such does not require accredidation



Will Brewington, President

The results in this report apply to the samples analyzed in accordance with the chain of custody document. This analytical report must be reproduced in its entirety.

CHAIN-OF-CUSTODY RECORD

Maryland Spectral Services, Inc.
1500 Caton Center Drive, Suite G
Baltimore, MD 21227
410-247-7600 • Fax 410-247-7602
labman@mdspectral.com

ECS Mid-Atlantic, LLC	Project Manager: Michael Hamill
Project Name: ACPS Water Sampling	Project ID: 47:1519-K
Sampler(s): ACF/MPH	P.O. Number: 47:1519-K

Matrix Codes: NW (nonpotable water), PW (potable water)

Field Sample ID	Date	Time	Water	Soil	Other	No. of Containers	Lead (200.8DW-Pb)	Copper (200.8DW-Cu)	Preservative: 1 + 1 HCL, H_2SO_4, Methanol, $Na_2S_2O_3$, $NaHCO_3$	Field pH, Residual Chlorine, QC Request, Trip Blank, Field Blank	MSS Lab ID
TC-141 B22751			X			1			HNO_3	pH:	9122014-01
TC-142 B22551			X			1			HNO_3	pH:	-02
TC-143 B221FS			X			1			HNO_3	pH:	-03
TC-144 B218TDS			X			1			HNO_3	pH:	-04
~~TC-145~~			X			1			HNO_3	pH:	
~~TC-170~~			X			1			HNO_3	pH:	
~~TC-171~~			X			1			HNO_3	pH:	
~~T-~~			X			1			HNO_3	pH:	
			X			1			HNO_3	pH:	
			X			1			HNO_3	pH:	

Relinquished by: (Signature) CGB	Date/Time 12/20/19	Received by: (Signature)	Relinquished by: (Signature)	Date/Time	Received by: (Signature)
(Printed) ~~Amanda Reynolds~~ Catey Bourne		(Printed)	(Printed)		(Printed)
Relinquished by: (Signature)	Date/Time 12/20/19 1320	Received by Lab: (Signature)	Turn Around Time:	Lab Use:	
(Printed)		(Printed) Samantha Hartman	☐ Normal (7 day) ☐ 5 day ☐ 4 day ☒ 3 day ☐ Rush (2 day) ☐ Next Day ☐ Other: ____ ☐ Specific Due Date: ____	Temp: 17 °C ☐ Received on Ice ☑ Received same day ☐ Preservation Appropriate	

Delivery Method:
- ☒ Courier
- ☐ Client
- ☐ UPS
- ☐ FedEx
- ☐ USPS
- ☐ Other: ____

Special Instructions/QC Requirements & Comments:

Sample Disposal:
- ☐ Return to Client
- ☐ Disposal by lab
- ☐ Archive for ____ days

MSS-F001-03/13

CHAIN-OF-CUSTODY RECORD

Maryland Spectral Services, Inc.
1500 Caton Center Drive, Suite G
Baltimore, MD 21227
410-247-7600 • Fax 410-247-7602
labman@mdspectral.com

ECS Mid-Atlantic, LLC	Project Manager: Michael Hamill
Project Name: ACPS Water Sampling	Project ID: 47:1519-K
Sampler(s): ACF/MPH	P.O. Number: 47:1519-K

Matrix Codes: NW (nonpotable water) PW (potable water)

Field Sample ID	Date	Time	Water	Soil	Other	No. of Containers	Lead (200.8DW-Pb)	Copper (200.8DW-Cu)	Preservative: 1+1 HCL, H_2SO_4, Methanol, $Na_2S_2O_3$, $NaHCO_3$	Field pH, Residual Chlorine, QC Request, Trip Blank, Field Blank	MSS Lab ID
TC-146-~~B~~E130SR	12/20	5:17	X			1			HNO_3	pH:	9122014-05
TC-147-E132S		5:21	X			1			HNO_3	pH:	-06
TC-148-E132SL			X			1			HNO_3	pH:	-07
TC-149-E132SR			X			1			HNO_3	pH:	-08
TC-150-HallBubL			X			1			HNO_3	pH:	-09
TC-151-HallBubR			X			1			HNO_3	pH:	-10
TC-152-HallBottle		5:31	X			1			HNO_3	pH:	-11
TC-153-HallBub			X			1			HNO_3	pH:	-12
TC-154-B340S			X			1			HNO_3	pH:	-13
TC-155-B340Bottle			X			1			HNO_3	pH:	-14

Analysis Requested

Relinquished by: (Signature)	Date/Time	Received by: (Signature)	Relinquished by: (Signature)	Date/Time	Received by: (Signature)
(Printed) ~~Anna~~ Anna Francisco	12/20/19 8:00	(Printed)	(Printed)		(Printed)
Relinquished by: (Signature)	Date/Time	Received by Lab: (Signature)			
(Printed)	12/20/19 1320	(Printed) Samantha Adams			

Turn Around Time:
- ☐ Normal (7 day)
- ☐ 5 day
- ☐ 4 day
- ☒ 3 day
- ☐ Rush (2 day)
- ☐ Next Day
- ☐ Other: ____
- ☐ Specific Due Date: ____

Lab Use:
Temp: 17 °C
- ☐ Received on Ice
- ☑ Received same day
- ☐ Preservation Appropriate

Sample Disposal:
- ☐ Return to Client
- ☐ Disposal by lab
- ☐ Archive for ____ days

Delivery Method:
- ☒ Courier
- ☐ Client
- ☐ UPS
- ☐ FedEx
- ☐ USPS
- ☐ Other: ____

Special Instructions/QC Requirements & Comments:

MSS-F001-03/13

CHAIN-OF-CUSTODY RECORD

Maryland Spectral Services, Inc.
1500 Caton Center Drive, Suite G
Baltimore, MD 21227
410-247-7600 • Fax 410-247-7602
labman@mdspectral.com

ECS Mid-Atlantic, LLC	Project Manager: Michael Hamill
Project Name: ACPS Water Sampling	Project ID: 47:1519-K
Sampler(s): ACF/MPH	P.O. Number: 47:1519-K

Matrix Codes: NW (nonpotable water), PW (potable water)

Field Sample ID	Date	Time	Water	Soil	Other	No. of Containers	Lead (200.8DW-Pb)	Copper (200.8DW-Cu)	Preservative: 1+1 HCL, H_2SO_4, Methanol, $Na_2S_2O_3$, $NaHCO_3$	Field pH, Residual Chlorine, QC Request, Trip Blank, Field Blank	MSS Lab ID
TC-156-B3405	12/20	5:33	X			1			HNO_3	pH:	9122014-15
TC-157-B3365			X			1			HNO_3	pH:	-16
TC-158-B3365			X			1			HNO_3	pH:	-17
TC-159-B3365			X			1			HNO_3	pH:	-18
TC-160-B3365			X			1			HNO_3	pH:	-19
TC-161-B3365			X			1			HNO_3	pH:	-20
TC-162-B3365			X			1			HNO_3	pH:	-21
TC-163-B3365			X			1			HNO_3	pH:	-22
TC-164-B3335		5:39	X			1			HNO_3	pH:	-23
TC-165-B3335			X			1			HNO_3	pH:	-24

Analysis Requested

Relinquished by: (Signature)	Date/Time	Received by: (Signature)	Relinquished by: (Signature)	Date/Time	Received by: (Signature)
(Printed) Anna Francioso	12/20/19 8:00	(Printed)	(Printed)		(Printed)
Relinquished by: (Signature)	Date/Time	Received by Lab: (Signature)	Turn Around Time:	Lab Use:	
(Printed)	12/20/19 1320	(Printed) Samantha Adrian	☐ Normal (7 day) ☐ 5 day ☐ 4 day ☒ 3 day ☐ Rush (2 day) ☐ Next Day ☐ Other: ____ ☐ Specific Due Date: ____	Temp: 17 °C ☐ Received on Ice ☑ Received same day ☐ Preservation Appropriate	

Delivery Method:
- ☒ Courier
- ☐ Client
- ☐ UPS
- ☐ FedEx
- ☐ USPS
- ☐ Other: ____

Special Instructions/QC Requirements & Comments:

Sample Disposal:
- ☐ Return to Client
- ☐ Disposal by lab
- ☐ Archive for ____ days

MSS-F001-03/13

CHAIN-OF-CUSTODY RECORD

Maryland Spectral Services, Inc.
1500 Caton Center Drive, Suite G
Baltimore, MD 21227
410-247-7600 • Fax 410-247-7602
labman@mdspectral.com

ECS Mid-Atlantic, LLC	Project Manager: Michael Hamill
Project Name: ACPS Water Sampling	Project ID: 47:1519-K
Sampler(s): ACF/MPH	P.O. Number: 47:1519-K

Matrix Codes: NW (nonpotable water)
PW (potable water)

Field Sample ID	Date	Time	Water	Soil	Other	No. of Containers	Lead (200.8DW-Pb)	Copper (200.8DW-Cu)	Preservative: 1+1 HCL, H_2SO_4, Methanol, $Na_2S_2O_3$, $NaHCO_3$	Field pH, Residual Chlorine, QC Request, Trip Blank, Field Blank	MSS Lab ID
TC-166-B3335	12/20		X			1			HNO_3	pH:	9122014-25
TC-167-B3335			X			1			HNO_3	pH:	-26
TC-168-B3335			X			1			HNO_3	pH:	-27
TC-194-B3335			X			1			HNO_3	pH:	-28
TC-195-B3335			X			1			HNO_3	pH:	-29
TC-196-B3315		15:46	X			1			HNO_3	pH:	-30
TC-197-B3315			X			1			HNO_3	pH:	-31
TC-198-B3315			X			1			HNO_3	pH:	-32
TC-199-B3315			X			1			HNO_3	pH:	-33
TC-200-B3315			X			1			HNO_3	pH:	-34

Analysis Requested

Relinquished by: (Signature) ACF	Date/Time 12/20/19 8:00	Received by: (Signature)	Relinquished by: (Signature)
(Printed) [redacted] Anna Francisco		(Printed)	(Printed)
Relinquished by: (Signature)	Date/Time 12/20/19 1320	Received by Lab: (Signature)	Date/Time
(Printed)		(Printed) Samantha Adrian	Received by: (Signature)
			(Printed)

Turn Around Time:
- ☐ Normal (7 day)
- ☐ 5 day
- ☐ 4 day
- ☒ 3 day
- ☐ Rush (2 day)
- ☐ Next Day
- ☐ Other: _____
- ☐ Specific Due Date: _____

Lab Use:
Temp: 17 °C
- ☐ Received on Ice
- ☐ Received same day
- ☐ Preservation Appropriate

Delivery Method:
- ☒ Courier
- ☐ Client
- ☐ UPS
- ☐ FedEx
- ☐ USPS
- ☐ Other: _____

Special Instructions/QC Requirements & Comments:

Sample Disposal:
- ☐ Return to Client
- ☐ Disposal by lab
- ☐ Archive for _____ days

MSS-F001-03/13

CHAIN-OF-CUSTODY RECORD

Maryland Spectral Services, Inc.
1500 Caton Center Drive, Suite G
Baltimore, MD 21227
410-247-7600 • Fax 410-247-7602
labman@mdspectral.com

Matrix Codes: NW (nonpotable water)
PW (potable water)

ECS Mid-Atlantic, LLC	Project Manager: Michael Hamill
Project Name: ACPS Water Sampling	Project ID: 47:1519-K
Sampler(s): ACF/MPH	P.O. Number: 47:1519-K

Field Sample ID	Date	Time	Water	Soil	Other	No. of Containers	Lead (200.8DW-Pb)	Copper (200.8DW-Cu)	Preservative: 1+1 HCL, H_2SO_4, Methanol, $Na_2S_2O_3$, $NaHCO_3$	Field pH, Residual Chlorine, QC Request, Trip Blank, Field Blank	MSS Lab ID
TC ~~10~~ K9 B21851			X			1			HNO_3	pH:	9122014-35
TC-170 B21852			X			1			HNO_3	pH:	-36
TC-171 B21853			X			1			HNO_3	pH:	-37
TC-172 B21854			X			1			HNO_3	pH:	-38
TC-173 - B217~~55~~ TDS			X			1			HNO_3	pH:	-39
TC-174 - B217~~56~~ 51			X			1			HNO_3	pH:	-40
TC-175 B21752			X			1			HNO_3	pH:	-41
TC-176-B21753			X			1			HNO_3	pH:	-42
TC-~~176~~-177-B21754			X			1			HNO_3	pH:	-43
TC-178-B21755			X			1			HNO_3	pH:	-44

Relinquished by: (Signature)	Date/Time	Received by: (Signature)	Relinquished by: (Signature)	Date/Time	Received by: (Signature)
(Printed) Catey Bourne	12/20/19	(Printed)	(Printed)		(Printed)
Relinquished by: (Signature)	Date/Time	Received by Lab: (Signature)			
(Printed)	12/20/19 1320	(Printed) Samantha Adrian			

Turn Around Time:
- ☐ Normal (7 day)
- ☐ 5 day
- ☐ 4 day
- ☒ 3 day
- ☐ Rush (2 day)
- ☐ Next Day
- ☐ Other: ____
- ☐ Specific Due Date: ____

Lab Use:
Temp: 17 °C
- ☐ Received on Ice
- ☑ Received same day
- ☐ Preservation Appropriate

Sample Disposal:
- ☐ Return to Client
- ☐ Disposal by lab
- ☐ Archive for ____ days

Delivery Method:
- ☒ Courier
- ☐ Client
- ☐ UPS
- ☐ FedEx
- ☐ USPS
- ☐ Other: ____

Special Instructions/QC Requirements & Comments:

MSS-F001-03/13

CHAIN-OF-CUSTODY RECORD

Maryland Spectral Services, Inc.
1500 Caton Center Drive, Suite G
Baltimore, MD 21227
410-247-7600 • Fax 410-247-7602
labman@mdspectral.com

ECS Mid-Atlantic, LLC	Project Manager: Michael Hamill
Project Name: ACPS Water Sampling	Project ID: 47:1519-K
Sampler(s): ACF/MPH	P.O. Number: 47:1519-K

Matrix Codes: NW (nonpotable water), PW (potable water)

Field Sample ID	Date	Time	Water	Soil	Other	No. of Containers	Lead (200.8DW-Pb)	Copper (200.8DW-Cu)	Preservative: 1+1 HCL, H_2SO_4, Methanol, $Na_2S_2O_3$, $NaHCO_3$	Field pH, Residual Chlorine, QC Request, Trip Blank, Field Blank	MSS Lab ID
[redacted]											
TC-180 B21351			X			1			HNO_3	pH:	9122014-45
TC-181 B21352			X			1			HNO_3	pH:	-46
TC-182 B21353			X			1			HNO_3	pH:	-47
TC-183 B21354			X			1			HNO_3	pH:	-48
TC-184 B21355			X			1			HNO_3	pH:	-49
TC-185 B21356			X			1			HNO_3	pH:	-50
TC-186 - B21325			X			1			HNO_3	pH:	-51
TC-187 - Hollow Glyph B214			X			1			HNO_3	pH:	-52
TC-188 - Hollow Glyph B214			X			1			HNO_3	pH:	-53
TC-[redacted]179 - B213[redacted] TB			X			1			HNO_3	pH:	-54

Relinquished by: (Signature)	Date/Time	Received by: (Signature)	Relinquished by: (Signature)	Date/Time	Received by: (Signature)
CGB	12/20/19				
(Printed) [redacted] Cates Bourne		(Printed)	(Printed)		(Printed)
Relinquished by: (Signature)	Date/Time	Received by Lab: (Signature)			
(Printed)	1320 12/20/19	(Printed) Samantha Adrian			

Turn Around Time:
- ☐ Normal (7 day)
- ☐ 5 day
- ☐ 4 day
- ☒ 3 day
- ☐ Rush (2 day)
- ☐ Next Day
- ☐ Other: _____
- ☐ Specific Due Date: _____

Lab Use:
Temp: 17 °C
- ☐ Received on Ice
- ☒ Received same day
- ☐ Preservation Appropriate

Delivery Method:
- ☒ Courier
- ☐ Client
- ☐ UPS
- ☐ FedEx
- ☐ USPS
- ☐ Other: _____

Special Instructions/QC Requirements & Comments:

Sample Disposal:
- ☐ Return to Client
- ☐ Disposal by lab
- ☐ Archive for _____ days

MSS-F001-03/13

CHAIN-OF-CUSTODY RECORD

Maryland Spectral Services, Inc.
1500 Caton Center Drive, Suite G
Baltimore, MD 21227
410-247-7600 • Fax 410-247-7602
labman@mdspectral.com

ECS Mid-Atlantic, LLC	Project Manager: Michael Hamill
Project Name: ACPS Water Sampling	Project ID: 47:1519-K
Sampler(s): ACF/MPH	P.O. Number: 47:1519-K

Matrix Codes: NW (nonpotable water), PW (potable water)

Field Sample ID	Date	Time	Water	Soil	Other	No. of Containers	Lead (200.8DW-Pb)	Copper (200.8DW-Cu)	Preservative: 1 + 1 HCL, H_2SO_4, Methanol, $Na_2S_2O_3$, $NaHCO_3$	Field pH, Residual Chlorine, QC Request, Trip Blank, Field Blank	MSS Lab ID
TC-[redacted]189-B2365			X			1			HNO_3	pH:	9122014-55
TC-[redacted]190 hall WL by E201			X			1			HNO_3	pH:	-56
TC-191 hall WL by E201			X			1			HNO_3	pH:	-57
TC-192 A3225			X			1			HNO_3	pH:	-58
			X			1			HNO_3	pH:	
			X			1			HNO_3	pH:	
			X			1			HNO_3	pH:	
			X			1			HNO_3	pH:	
			X			1			HNO_3	pH:	
			X			1			HNO_3	pH:	

Relinquished by: (Signature) CGB (Printed) [redacted] Carey Bourne	Date/Time 12/20/19	Received by: (Signature) (Printed)	Relinquished by: (Signature) (Printed)	Date/Time Received by: (Signature) (Printed)
Relinquished by: (Signature) (Printed)	Date/Time 1320 12/20/19	Received by Lab: (Signature) (Printed) Samantha Adran		

Analysis Requested

Turn Around Time:
- ☐ Normal (7 day)
- ☐ 5 day
- ☐ 4 day
- ☒ 3 day
- ☐ Rush (2 day)
- ☐ Next Day
- ☐ Other: _____
- ☐ Specific Due Date: _____

Lab Use:
Temp: 17 °C
- ☐ Received on Ice
- ☑ Received same day
- ☐ Preservation Appropriate

Sample Disposal:
- ☐ Return to Client
- ☐ Disposal by lab
- ☐ Archive for _____ days

Delivery Method:
- ☒ Courier
- ☐ Client
- ☐ UPS
- ☐ FedEx
- ☐ USPS
- ☐ Other: _____

Special Instructions/QC Requirements & Comments:

MSS-F001-03/13

CHAIN-OF-CUSTODY RECORD

Maryland Spectral Services, Inc.
1500 Caton Center Drive, Suite G
Baltimore, MD 21227
410-247-7600 • Fax 410-247-7602
labman@mdspectral.com

ECS Mid-Atlantic, LLC	Project Manager: Michael Hamill
Project Name: ACPS Water Sampling	Project ID: 47:1519-K
Sampler(s): ACF/MPH	P.O. Number: 47:1519-K

Matrix Codes: NW (nonpotable water), PW (potable water)

Field Sample ID	Date	Time	Water	Soil	Other	No. of Containers	Lead (200.8DW-Pb)	Copper (200.8DW-Cu)	Preservative: 1+1 HCL, H_2SO_4, Methanol, $Na_2S_2O_3$, $NaHCO_3$	Field pH, Residual Chlorine, QC Request, Trip Blank, Field Blank	MSS Lab ID
TC-201-B3315	12/2/19		X			1			HNO_3	pH:	9122014-59
TC-202-B3315			X			1			HNO_3	pH:	-60
TC-203-B3285		5:52	X			1			HNO_3	pH:	-61
TC-204-B3235			X			1			HNO_3	pH:	-62
TC-205-B3235			X			1			HNO_3	pH:	-63
TC-206-B3235			X			1			HNO_3	pH:	-64
TC-207-B3235			X			1			HNO_3	pH:	-65
TC-208-B3235			X			1			HNO_3	pH:	-66
TC-209-B3235			X			1			HNO_3	pH:	-67
TC-210-B3235			X			1			HNO_3	pH:	-68

Relinquished by: (Signature)	Date/Time 12/2/19 8:02	Received by: (Signature)	Relinquished by: (Signature)	Date/Time / Received by: (Signature)
(Printed) [redacted] Anna Francioso		(Printed)	(Printed)	(Printed)
Relinquished by: (Signature)	Date/Time 1320 12/2/2019	Received by Lab: (Signature)	Turn Around Time:	Lab Use:
(Printed)		(Printed) Samantha Brian	☐ Normal (7 day) ☐ 5 day ☐ 4 day ☒ 3 day ☐ Rush (2 day) ☐ Next Day ☐ Other: ____ ☐ Specific Due Date: ____	Temp: 17 °C ☐ Received on Ice ☑ Received same day ☐ Preservation Appropriate

Delivery Method:
- ☒ Courier
- ☐ Client
- ☐ UPS
- ☐ FedEx
- ☐ USPS
- ☐ Other: ____

Special Instructions/QC Requirements & Comments:

Sample Disposal:
- ☐ Return to Client
- ☐ Disposal by lab
- ☐ Archive for ____ days

MSS-F001-03/13

CHAIN-OF-CUSTODY RECORD

Maryland Spectral Services, Inc.
1500 Caton Center Drive, Suite G
Baltimore, MD 21227
410-247-7600 • Fax 410-247-7602
labman@mdspectral.com

ECS Mid-Atlantic, LLC	Project Manager: Michael Hamill
Project Name: ACPS Water Sampling	Project ID: 47:1519-K
Sampler(s): ACF/MPH	P.O. Number: 47:1519-K

Matrix Codes: NW (nonpotable water), PW (potable water)

Field Sample ID	Date	Time	Water	Soil	Other	No. of Containers	Lead (200.8DW-Pb)	Copper (200.8DW-Cu)	Preservative: 1+1 HCL, H_2SO_4, Methanol, $Na_2S_2O_3$, $NaHCO_3$	Field pH, Residual Chlorine, QC Request, Trip Blank, Field Blank	MSS Lab ID
TC-211-B3235	12/20		X			1			HNO_3	pH:	9122014-69
TC-212-B3315	"	5:58	X			1			HNO_3	pH:	-70
TC-213-B3195	"	"	X			1			HNO_3	pH:	-71
TC-214-B3199	"	"	X			1			HNO_3	pH:	-72
TC-215-B3195	"	"	X			1			HNO_3	pH:	-73
TC-216-B3195	"	"	X			1			HNO_3	pH:	-74
TC-217-B3195	"	"	X			1			HNO_3	pH:	-75
TC-218-B3195	"	"	X			1			HNO_3	pH:	-76
TC-193-B3195	"	"	X			1			HNO_3	pH:	-77
TC-~~240~~219 Hall Bubble	"		X			1			HNO_3	pH:	-78

Analysis Requested

Relinquished by: (Signature) AF	Date/Time 12/20/19 8:00	Received by: (Signature)	Relinquished by: (Signature)	Date/Time / Received by: (Signature)
(Printed) ~~Anna~~ Francesca		(Printed)	(Printed)	(Printed)
Relinquished by: (Signature)	Date/Time 1320 12/20/19	Received by Lab: (Signature)	Turn Around Time:	Lab Use:
(Printed)		(Printed) Samantha Adan	☐ Normal (7 day) ☐ 5 day ☐ 4 day ☒ 3 day ☐ Rush (2 day) ☐ Next Day ☐ Other: ____ ☐ Specific Due Date: ____	Temp: 17 °C ☐ Received on Ice ☑ Received same day ☐ Preservation Appropriate

Delivery Method:
- ☒ Courier
- ☐ Client
- ☐ UPS
- ☐ FedEx
- ☐ USPS
- ☐ Other: ____

Special Instructions/QC Requirements & Comments:

Sample Disposal:
- ☐ Return to Client
- ☐ Disposal by lab
- ☐ Archive for ____ days

MSS-F001-03/13

CHAIN-OF-CUSTODY RECORD

Maryland Spectral Services, Inc.
1500 Caton Center Drive, Suite G
Baltimore, MD 21227
410-247-7600 • Fax 410-247-7602
labman@mdspectral.com

ECS Mid-Atlantic, LLC	Project Manager: Michael Hamill
Project Name: ACPS Water Sampling	Project ID: 47:1519-K
Sampler(s): ACF/MPH	P.O. Number: 47:1519-K

Matrix Codes: NW (nonpotable water), PW (potable water)

Field Sample ID	Date	Time	Water	Soil	Other	No. of Containers	Lead (200.8DW-Pb)	Copper (200.8DW-Cu)	Preservative: 1+1 HCL, H_2SO_4, Methanol, $Na_2S_2O_3$, $NaHCO_3$	Field pH, Residual Chlorine, QC Request, Trip Blank, Field Blank	MSS Lab ID
TC-[redacted]220-HallBath	B12/20	6:16	X			1			HNO_3	pH:	9122014-79
TC-[redacted]221-[redacted]B3185			X			1			HNO_3	pH:	-80
TC-[redacted]222-B3185			X			1			HNO_3	pH:	-81
TC-[redacted]223-B3185			X			1			HNO_3	pH:	-82
TC-[redacted]224-B3185			X			1			HNO_3	pH:	-83
TC-[redacted]225-B3185			X			1			HNO_3	pH:	-84
TC-[redacted]226-B3185			X			1			HNO_3	pH:	-85
TC-[redacted]227-B3185			X			1			HNO_3	pH:	-86
TC-[redacted]228-C3095			X			1			HNO_3	pH:	-87
TC-[redacted]229-C3095			X			1			HNO_3	pH:	-88

Analysis Requested

Relinquished by: (Signature)	Date/Time	Received by: (Signature)	Relinquished by: (Signature)	Date/Time	Received by: (Signature)
(Printed) [redacted] Anna Francisca	12/20/19 8:00	(Printed)	(Printed)		(Printed)
Relinquished by: (Signature)	Date/Time	Received by Lab: (Signature)			
(Printed)	12/20/19 1320	(Printed) Samantha Adnan			

Turn Around Time:
- ☐ Normal (7 day)
- ☐ 5 day
- ☐ 4 day
- ☒ 3 day
- ☐ Rush (2 day)
- ☐ Next Day
- ☐ Other: _____
- ☐ Specific Due Date: _____

Lab Use:
Temp: 17 °C
- ☐ Received on Ice
- ☑ Received same day
- ☐ Preservation Appropriate

Sample Disposal:
- ☐ Return to Client
- ☐ Disposal by lab
- ☐ Archive for _____ days

Delivery Method:
- ☒ Courier
- ☐ Client
- ☐ UPS
- ☐ FedEx
- ☐ USPS
- ☐ Other: _____

Special Instructions/QC Requirements & Comments:

MSS-F001-03/13

Maryland spectral Services

Analytical Chemistry Services

1500 Caton Center Dr Suite G
Baltimore MD 21227
410-247-7600
www.mdspectral.com
MD DW LabID 153

27 December 2019

Michael Hamill
ECS-Chantilly
14026 Thunderbolt Place, Suite 100
Chantilly, VA 20151
RE: ACPS-TC

Enclosed are the results of analyses for samples received by the laboratory on 12/20/19 13:20.

Please visit our website at www.mdspectral.com for a complete listing of our accreditations.

If you have any questions concerning this report, please feel free to contact me.

Sincerely,



Will Brewington
President

1500 Caton Center Dr Suite G
Baltimore MD 21227
410-247-7600
www.mdspectral.com
MD DW LabID 153

Project: ACPS-TC

Project Number: 47:1519-K
Project Manager: Michael Hamill

Reported:
12/27/19 11:20

Client Sample ID	Alternate Sample ID	Laboratory ID	Matrix	Date Sampled	Date Received
TC-48-Café Bub L		9122012-01	Drinking Water	12/20/19 00:00	12/20/19 13:20
TC-49-Café Bub R		9122012-02	Drinking Water	12/20/19 04:23	12/20/19 13:20
TC-50-129 FS		9122012-03	Drinking Water	12/20/19 04:23	12/20/19 13:20
TC-51-B127S		9122012-04	Drinking Water	12/20/19 04:28	12/20/19 13:20
TC-52-B127S		9122012-05	Drinking Water	12/20/19 04:28	12/20/19 13:20
TC-53-B127S		9122012-06	Drinking Water	12/20/19 04:28	12/20/19 13:20
TC-54-B127S		9122012-07	Drinking Water	12/20/19 04:28	12/20/19 13:20
TC-55-B127S		9122012-08	Drinking Water	12/20/19 04:28	12/20/19 13:20
TC-56-Hall Bub L		9122012-09	Drinking Water	12/20/19 04:31	12/20/19 13:20
TC-57-Hall Bub R		9122012-10	Drinking Water	12/20/19 04:31	12/20/19 13:20
TC-58-B110 S		9122012-11	Drinking Water	12/20/19 04:33	12/20/19 13:20
TC-59-B110 Bottle		9122012-12	Drinking Water	12/20/19 04:33	12/20/19 13:20
TC-60-Hall Bottle		9122012-13	Drinking Water	12/20/19 04:37	12/20/19 13:20
TC-61-Hall Bub		9122012-14	Drinking Water	12/20/19 04:37	12/20/19 13:20
TC-62-B134S		9122012-15	Drinking Water	12/20/19 04:37	12/20/19 13:20
TC-63-B134S		9122012-16	Drinking Water	12/20/19 04:37	12/20/19 13:20
TC-64-131S		9122012-17	Drinking Water	12/20/19 04:41	12/20/19 13:20
TC-65-131S		9122012-18	Drinking Water	12/20/19 04:41	12/20/19 13:20
TC-66-131S		9122012-19	Drinking Water	12/20/19 04:41	12/20/19 13:20
TC-67-Hall Bub L		9122012-20	Drinking Water	12/20/19 04:45	12/20/19 13:20
TC-68-Hall Bub M		9122012-21	Drinking Water	12/20/19 04:45	12/20/19 13:20
TC-69-Hall Bub R		9122012-22	Drinking Water	12/20/19 04:45	12/20/19 13:20
TC-70-E109 S		9122012-23	Drinking Water	12/20/19 04:45	12/20/19 13:20
TC-71-E113 S		9122012-24	Drinking Water	12/20/19 04:51	12/20/19 13:20
TC-72-E115 S		9122012-25	Drinking Water	12/20/19 04:51	12/20/19 13:20



Will Brewington, President

The results in this report apply to the samples analyzed in accordance with the chain of custody document. This analytical report must be reproduced in its entirety.

1500 Caton Center Dr Suite G
Baltimore MD 21227
410-247-7600
www.mdspectral.com
MD DW LabID 153

Project: ACPS-TC

Project Number: 47:1519-K
Project Manager: Michael Hamill

Reported:
12/27/19 11:20

Client Sample ID	Alternate Sample ID	Laboratory ID	Matrix	Date Sampled	Date Received
TC-73-E115 Bub		9122012-26	Drinking Water	12/20/19 04:51	12/20/19 13:20
TC-74-E115 S		9122012-27	Drinking Water	12/20/19 04:51	12/20/19 13:20
TC-75-E118 S		9122012-28	Drinking Water	12/20/19 04:51	12/20/19 13:20
TC-76-E117 S		9122012-29	Drinking Water	12/20/19 04:51	12/20/19 13:20
TC-77-E117B S		9122012-30	Drinking Water	12/20/19 04:57	12/20/19 13:20
TC-78-E165 R		9122012-31	Drinking Water	12/20/19 04:58	12/20/19 13:20
TC-79-E165 L		9122012-32	Drinking Water	12/20/19 04:58	12/20/19 13:20
TC-80-E121A S		9122012-33	Drinking Water	12/20/19 05:01	12/20/19 13:20
TC-81-Hall Bub L		9122012-34	Drinking Water	12/20/19 05:03	12/20/19 13:20
TC-82-Hall Bub R		9122012-35	Drinking Water	12/20/19 05:03	12/20/19 13:20
TC-83-E111 S		9122012-36	Drinking Water	12/20/19 05:03	12/20/19 13:20
TC-84-E122 D		9122012-37	Drinking Water	12/20/19 05:06	12/20/19 13:20
TC-85-E123 Bub L		9122012-38	Drinking Water	12/20/19 05:06	12/20/19 13:20
TC-86-E123 Bub R		9122012-39	Drinking Water	12/20/19 05:06	12/20/19 13:20
TC-87-E124 Bub L		9122012-40	Drinking Water	12/20/19 05:08	12/20/19 13:20
TC-88-E124 Bub R		9122012-41	Drinking Water	12/20/19 05:11	12/20/19 13:20
TC-89-E125 S L		9122012-42	Drinking Water	12/20/19 05:11	12/20/19 13:20
TC-90-E125 S M		9122012-43	Drinking Water	12/20/19 05:11	12/20/19 13:20
TC-91-E125 S R		9122012-44	Drinking Water	12/20/19 05:11	12/20/19 13:20
TC-92-E125 Bub L		9122012-45	Drinking Water	12/20/19 05:11	12/20/19 13:20
TC-93-E125 Bub R		9122012-46	Drinking Water	12/20/19 05:11	12/20/19 13:20
TC-94-E125 S		9122012-47	Drinking Water	12/20/19 05:11	12/20/19 13:20
TC-95-E125 S		9122012-48	Drinking Water	12/20/19 05:11	12/20/19 13:20
TC-96-E130 S L		9122012-49	Drinking Water	12/20/19 05:15	12/20/19 13:20
TC-145-E130 S M		9122012-50	Drinking Water	12/20/19 05:15	12/20/19 13:20
TC-97--A224F S		9122012-51	Drinking Water	12/20/19 00:00	12/20/19 13:20

The results in this report apply to the samples analyzed in accordance with the chain of custody document. This analytical report must be reproduced in its entirety.

Will Brewington, President

1500 Caton Center Dr Suite G
Baltimore MD 21227
410-247-7600
www.mdspectral.com
MD DW LabID 153

Project: ACPS-TC

Project Number: 47:1519-K
Project Manager: Michael Hamill

Reported:
12/27/19 11:20

Client Sample ID	Alternate Sample ID	Laboratory ID	Matrix	Date Sampled	Date Received
TC-98-A218 TDS		9122012-52	Drinking Water	12/20/19 00:00	12/20/19 13:20
TC-99-A218 S1		9122012-53	Drinking Water	12/20/19 00:00	12/20/19 13:20
TC-100-A218 S2		9122012-54	Drinking Water	12/20/19 00:00	12/20/19 13:20
TC-101-A218 S3		9122012-55	Drinking Water	12/20/19 00:00	12/20/19 13:20
TC-102-A218 S4		9122012-56	Drinking Water	12/20/19 00:00	12/20/19 13:20
TC-103-A218 S6		9122012-57	Drinking Water	12/20/19 00:00	12/20/19 13:20
TC-104-A218 S5		9122012-58	Drinking Water	12/20/19 00:00	12/20/19 13:20
TC-105-A218 LS		9122012-59	Drinking Water	12/20/19 00:00	12/20/19 13:20
TC-106-HallW1 by A217		9122012-60	Drinking Water	12/20/19 00:00	12/20/19 13:20
TC-107-HallW2 by A217		9122012-61	Drinking Water	12/20/19 00:00	12/20/19 13:20
TC-108-A216 TDS		9122012-62	Drinking Water	12/20/19 00:00	12/20/19 13:20
TC-109-A216 S1		9122012-63	Drinking Water	12/20/19 00:00	12/20/19 13:20
TC-110-A216 S2		9122012-64	Drinking Water	12/20/19 00:00	12/20/19 13:20
TC-111-A216 S3		9122012-65	Drinking Water	12/20/19 00:00	12/20/19 13:20
TC-112-A216 S4		9122012-66	Drinking Water	12/20/19 00:00	12/20/19 13:20
TC-113-A216 S5		9122012-67	Drinking Water	12/20/19 00:00	12/20/19 13:20
TC-114-A216 S6		9122012-68	Drinking Water	12/20/19 00:00	12/20/19 13:20
TC-115-A201 S		9122012-69	Drinking Water	12/20/19 00:00	12/20/19 13:20
TC-116-A201 RS		9122012-70	Drinking Water	12/20/19 00:00	12/20/19 13:20
TC-117-HallW by A232		9122012-71	Drinking Water	12/20/19 00:00	12/20/19 13:20
TC-118-HallW by A232		9122012-72	Drinking Water	12/20/19 00:00	12/20/19 13:20
TC-119-C201 S		9122012-73	Drinking Water	12/20/19 00:00	12/20/19 13:20
TC-120-C201 RS		9122012-74	Drinking Water	12/20/19 00:00	12/20/19 13:20
TC-121-C204 S1		9122012-75	Drinking Water	12/20/19 00:00	12/20/19 13:20
TC-122-C204 S2		9122012-76	Drinking Water	12/20/19 00:00	12/20/19 13:20



Will Brewington, President

The results in this report apply to the samples analyzed in accordance with the chain of custody document. This analytical report must be reproduced in its entirety.

1500 Caton Center Dr Suite G
Baltimore MD 21227
410-247-7600
www.mdspectral.com
MD DW LabID 153

Project: ACPS-TC

Project Number: 47:1519-K
Project Manager: Michael Hamill

Reported:
12/27/19 11:20

Client Sample ID	Alternate Sample ID	Laboratory ID	Matrix	Date Sampled	Date Received
TC-123-C207 S1		9122012-77	Drinking Water	12/20/19 00:00	12/20/19 13:20
TC-124-C207 S2		9122012-78	Drinking Water	12/20/19 00:00	12/20/19 13:20
TC-125-C210 S1		9122012-79	Drinking Water	12/20/19 00:00	12/20/19 13:20
TC-126-C210 S2		9122012-80	Drinking Water	12/20/19 00:00	12/20/19 13:20
TC-127-C210 S3		9122012-81	Drinking Water	12/20/19 00:00	12/20/19 13:20
TC-128-C210 S4		9122012-82	Drinking Water	12/20/19 00:00	12/20/19 13:20
TC-129-C211 S1		9122012-83	Drinking Water	12/20/19 00:00	12/20/19 13:20
TC-130-C211 S2		9122012-84	Drinking Water	12/20/19 00:00	12/20/19 13:20
TC-131- C211 S3		9122012-85	Drinking Water	12/20/19 00:00	12/20/19 13:20
TC-132-C211 S4		9122012-86	Drinking Water	12/20/19 00:00	12/20/19 13:20
TC-133-C214 S1		9122012-87	Drinking Water	12/20/19 00:00	12/20/19 13:20
TC-134-C214 S2		9122012-88	Drinking Water	12/20/19 00:00	12/20/19 13:20
TC-135-C214 S3		9122012-89	Drinking Water	12/20/19 00:00	12/20/19 13:20
TC-136-C214 S4		9122012-90	Drinking Water	12/20/19 00:00	12/20/19 13:20
TC-137-C215 S		9122012-91	Drinking Water	12/20/19 00:00	12/20/19 13:20
TC-138-C215 RS		9122012-92	Drinking Water	12/20/19 00:00	12/20/19 13:20
TC-139-Hall W by B229		9122012-93	Drinking Water	12/20/19 00:00	12/20/19 13:20
TC-140-Hall J by B229		9122012-94	Drinking Water	12/20/19 04:23	12/20/19 13:20

The results in this report apply to the samples analyzed in accordance with the chain of custody document. This analytical report must be reproduced in its entirety.

Will Brewington, President

1500 Caton Center Dr Suite G
Baltimore MD 21227
410-247-7600
www.mdspectral.com
MD DW LabID 153

Project: ACPS-TC

Project Number: 47:1519-K
Project Manager: Michael Hamill

Reported:
12/27/19 11:20

TC-48-Café Bub L

9122012-01 (Drinking Water)
Sample Date: 12/20/19

Analyte	Result	Notes	Units	Reporting Limit (MRL)	Detection Limit (LOD)	Dilution	Prepared	Analyzed	Analyst
TOTAL METALS ANALYSIS BY EPA 200.8 Prepared by 200.8-No Digestion Metals									
Copper	**37.3**		ug/L	1.00	1.00	1	12/23/19	12/23/19 16:44	VVD
Lead	ND		ug/L	1.00	1.00	1	12/23/19	12/23/19 16:44	VVD



Will Brewington, President

The results in this report apply to the samples analyzed in accordance with the chain of custody document. This analytical report must be reproduced in its entirety.

1500 Caton Center Dr Suite G
Baltimore MD 21227
410-247-7600
www.mdspectral.com
MD DW LabID 153

Project: ACPS-TC

Project Number: 47:1519-K
Project Manager: Michael Hamill

Reported:
12/27/19 11:20

TC-49-Café Bub R

9122012-02 (Drinking Water)
Sample Date: 12/20/19

Analyte	Result	Notes	Units	Reporting Limit (MRL)	Detection Limit (LOD)	Dilution	Prepared	Analyzed	Analyst
TOTAL METALS ANALYSIS BY EPA 200.8 Prepared by 200.8-No Digestion Metals									
Copper	**45.3**		ug/L	1.00	1.00	1	12/23/19	12/23/19 16:45	VVD
Lead	ND		ug/L	1.00	1.00	1	12/23/19	12/23/19 16:45	VVD



Will Brewington, President

The results in this report apply to the samples analyzed in accordance with the chain of custody document. This analytical report must be reproduced in its entirety.

1500 Caton Center Dr Suite G
Baltimore MD 21227
410-247-7600
www.mdspectral.com
MD DW LabID 153

Project: ACPS-TC

Project Number: 47:1519-K
Project Manager: Michael Hamill

Reported:
12/27/19 11:20

TC-50-129 FS

9122012-03 (Drinking Water)
Sample Date: 12/20/19

Analyte	Result	Notes	Units	Reporting Limit (MRL)	Detection Limit (LOD)	Dilution	Prepared	Analyzed	Analyst
TOTAL METALS ANALYSIS BY EPA 200.8 Prepared by 200.8-No Digestion Metals									
Copper	**260**		ug/L	1.00	1.00	1	12/23/19	12/23/19 16:47	VVD
Lead	ND		ug/L	1.00	1.00	1	12/23/19	12/23/19 16:47	VVD



Will Brewington, President

The results in this report apply to the samples analyzed in accordance with the chain of custody document. This analytical report must be reproduced in its entirety.

1500 Caton Center Dr Suite G
Baltimore MD 21227
410-247-7600
www.mdspectral.com
MD DW LabID 153

Project: ACPS-TC

Project Number: 47:1519-K
Project Manager: Michael Hamill

Reported:
12/27/19 11:20

TC-51-B127S

9122012-04 (Drinking Water)
Sample Date: 12/20/19

Analyte	Result	Notes	Units	Reporting Limit (MRL)	Detection Limit (LOD)	Dilution	Prepared	Analyzed	Analyst
TOTAL METALS ANALYSIS BY EPA 200.8 Prepared by 200.8-No Digestion Metals									
Copper	**508**		ug/L	1.00	1.00	1	12/23/19	12/23/19 16:48	VVD
Lead	**3.19**		ug/L	1.00	1.00	1	12/23/19	12/23/19 16:48	VVD



Will Brewington, President

The results in this report apply to the samples analyzed in accordance with the chain of custody document. This analytical report must be reproduced in its entirety.

1500 Caton Center Dr Suite G
Baltimore MD 21227
410-247-7600
www.mdspectral.com
MD DW LabID 153

Project: ACPS-TC

Project Number: 47:1519-K
Project Manager: Michael Hamill

Reported:
12/27/19 11:20

TC-52-B127S

9122012-05 (Drinking Water)
Sample Date: 12/20/19

Analyte	Result	Notes	Units	Reporting Limit (MRL)	Detection Limit (LOD)	Dilution	Prepared	Analyzed	Analyst
TOTAL METALS ANALYSIS BY EPA 200.8 Prepared by 200.8-No Digestion Metals									
Copper	**719**		ug/L	1.00	1.00	1	12/23/19	12/23/19 16:53	VVD
Lead	**2.37**		ug/L	1.00	1.00	1	12/23/19	12/23/19 16:53	VVD

The results in this report apply to the samples analyzed in accordance with the chain of custody document. This analytical report must be reproduced in its entirety.

Will Brewington, President

1500 Caton Center Dr Suite G
Baltimore MD 21227
410-247-7600
www.mdspectral.com
MD DW LabID 153

Project: ACPS-TC

Project Number: 47:1519-K
Project Manager: Michael Hamill

Reported:
12/27/19 11:20

TC-53-B127S

9122012-06 (Drinking Water)
Sample Date: 12/20/19

Analyte	Result	Notes	Units	Reporting Limit (MRL)	Detection Limit (LOD)	Dilution	Prepared	Analyzed	Analyst
TOTAL METALS ANALYSIS BY EPA 200.8 Prepared by 200.8-No Digestion Metals									
Copper	**397**		ug/L	1.00	1.00	1	12/23/19	12/23/19 16:55	VVD
Lead	**1.07**		ug/L	1.00	1.00	1	12/23/19	12/23/19 16:55	VVD

The results in this report apply to the samples analyzed in accordance with the chain of custody document. This analytical report must be reproduced in its entirety.

Will Brewington, President

1500 Caton Center Dr Suite G
Baltimore MD 21227
410-247-7600
www.mdspectral.com
MD DW LabID 153

Project: ACPS-TC

Project Number: 47:1519-K
Project Manager: Michael Hamill

Reported:
12/27/19 11:20

TC-54-B127S

9122012-07 (Drinking Water)
Sample Date: 12/20/19

Analyte	Result	Notes	Units	Reporting Limit (MRL)	Detection Limit (LOD)	Dilution	Prepared	Analyzed	Analyst
TOTAL METALS ANALYSIS BY EPA 200.8 Prepared by 200.8-No Digestion Metals									
Copper	**840**		ug/L	1.00	1.00	1	12/23/19	12/23/19 16:57	VVD
Lead	**2.09**		ug/L	1.00	1.00	1	12/23/19	12/23/19 16:57	VVD

The results in this report apply to the samples analyzed in accordance with the chain of custody document. This analytical report must be reproduced in its entirety.

Will Brewington, President

1500 Caton Center Dr Suite G
Baltimore MD 21227
410-247-7600
www.mdspectral.com
MD DW LabID 153

Project: ACPS-TC

Project Number: 47:1519-K
Project Manager: Michael Hamill

Reported:
12/27/19 11:20

TC-55-B127S

9122012-08 (Drinking Water)
Sample Date: 12/20/19

Analyte	Result	Notes	Units	Reporting Limit (MRL)	Detection Limit (LOD)	Dilution	Prepared	Analyzed	Analyst
TOTAL METALS ANALYSIS BY EPA 200.8 Prepared by 200.8-No Digestion Metals									
Lead	**25.5**		ug/L	1.00	1.00	1	12/23/19	12/23/19 16:58	VVD

The results in this report apply to the samples analyzed in accordance with the chain of custody document. This analytical report must be reproduced in its entirety.

Will Brewington, President

1500 Caton Center Dr Suite G
Baltimore MD 21227
410-247-7600
www.mdspectral.com
MD DW LabID 153

Project: ACPS-TC

Project Number: 47:1519-K
Project Manager: Michael Hamill

Reported:
12/27/19 11:20

TC-55-B127S

9122012-08RE1 (Drinking Water)
Sample Date: 12/20/19

Analyte	Result	Notes	Units	Reporting Limit (MRL)	Detection Limit (LOD)	Dilution	Prepared	Analyzed	Analyst
TOTAL METALS ANALYSIS BY EPA 200.8 Prepared by 200.8-No Digestion Metals									
Copper	**1130**		ug/L	10.0	10.0	10	12/23/19	12/24/19 13:12	VVD

The results in this report apply to the samples analyzed in accordance with the chain of custody document. This analytical report must be reproduced in its entirety.

Will Brewington, President

1500 Caton Center Dr Suite G
Baltimore MD 21227
410-247-7600
www.mdspectral.com
MD DW LabID 153

Project: ACPS-TC

Project Number: 47:1519-K
Project Manager: Michael Hamill

Reported:
12/27/19 11:20

TC-56-Hall Bub L

9122012-09 (Drinking Water)
Sample Date: 12/20/19

Analyte	Result	Notes	Units	Reporting Limit (MRL)	Detection Limit (LOD)	Dilution	Prepared	Analyzed	Analyst
TOTAL METALS ANALYSIS BY EPA 200.8 Prepared by 200.8-No Digestion Metals									
Copper	**40.9**		ug/L	1.00	1.00	1	12/23/19	12/23/19 17:00	VVD
Lead	ND		ug/L	1.00	1.00	1	12/23/19	12/23/19 17:00	VVD

The results in this report apply to the samples analyzed in accordance with the chain of custody document. This analytical report must be reproduced in its entirety.

Will Brewington, President

1500 Caton Center Dr Suite G
Baltimore MD 21227
410-247-7600
www.mdspectral.com
MD DW LabID 153

Project: ACPS-TC

Project Number: 47:1519-K
Project Manager: Michael Hamill

Reported:
12/27/19 11:20

TC-57-Hall Bub R

9122012-10 (Drinking Water)
Sample Date: 12/20/19

Analyte	Result	Notes	Units	Reporting Limit (MRL)	Detection Limit (LOD)	Dilution	Prepared	Analyzed	Analyst
TOTAL METALS ANALYSIS BY EPA 200.8 Prepared by 200.8-No Digestion Metals									
Copper	**44.7**		ug/L	1.00	1.00	1	12/23/19	12/23/19 17:02	VVD
Lead	ND		ug/L	1.00	1.00	1	12/23/19	12/23/19 17:02	VVD

The results in this report apply to the samples analyzed in accordance with the chain of custody document. This analytical report must be reproduced in its entirety.

Will Brewington, President

1500 Caton Center Dr Suite G
Baltimore MD 21227
410-247-7600
www.mdspectral.com
MD DW LabID 153

Project: ACPS-TC

Project Number: 47:1519-K
Project Manager: Michael Hamill

Reported:
12/27/19 11:20

TC-58-B110 S

9122012-11 (Drinking Water)
Sample Date: 12/20/19

Analyte	Result	Notes	Units	Reporting Limit (MRL)	Detection Limit (LOD)	Dilution	Prepared	Analyzed	Analyst
TOTAL METALS ANALYSIS BY EPA 200.8 Prepared by 200.8-No Digestion Metals									
Copper	**72.0**		ug/L	1.00	1.00	1	12/23/19	12/23/19 17:13	VVD
Lead	ND		ug/L	1.00	1.00	1	12/23/19	12/23/19 17:13	VVD



Will Brewington, President

The results in this report apply to the samples analyzed in accordance with the chain of custody document. This analytical report must be reproduced in its entirety.

1500 Caton Center Dr Suite G
Baltimore MD 21227
410-247-7600
www.mdspectral.com
MD DW LabID 153

Project: ACPS-TC

Project Number: 47:1519-K
Project Manager: Michael Hamill

Reported:
12/27/19 11:20

TC-59-B110 Bottle

9122012-12 (Drinking Water)
Sample Date: 12/20/19

Analyte	Result	Notes	Units	Reporting Limit (MRL)	Detection Limit (LOD)	Dilution	Prepared	Analyzed	Analyst
TOTAL METALS ANALYSIS BY EPA 200.8 Prepared by 200.8-No Digestion Metals									
Copper	ND		ug/L	1.00	1.00	1	12/23/19	12/23/19 17:15	VVD
Lead	ND		ug/L	1.00	1.00	1	12/23/19	12/23/19 17:15	VVD



Will Brewington, President

The results in this report apply to the samples analyzed in accordance with the chain of custody document. This analytical report must be reproduced in its entirety.

1500 Caton Center Dr Suite G
Baltimore MD 21227
410-247-7600
www.mdspectral.com
MD DW LabID 153

Project: ACPS-TC

Project Number: 47:1519-K
Project Manager: Michael Hamill

Reported:
12/27/19 11:20

TC-60-Hall Bottle

9122012-13 (Drinking Water)
Sample Date: 12/20/19

Analyte	Result	Notes	Units	Reporting Limit (MRL)	Detection Limit (LOD)	Dilution	Prepared	Analyzed	Analyst
TOTAL METALS ANALYSIS BY EPA 200.8 Prepared by 200.8-No Digestion Metals									
Copper	**28.9**		ug/L	1.00	1.00	1	12/23/19	12/23/19 17:16	VVD
Lead	ND		ug/L	1.00	1.00	1	12/23/19	12/23/19 17:16	VVD



Will Brewington, President

The results in this report apply to the samples analyzed in accordance with the chain of custody document. This analytical report must be reproduced in its entirety.

1500 Caton Center Dr Suite G
Baltimore MD 21227
410-247-7600
www.mdspectral.com
MD DW LabID 153

Project: ACPS-TC

Project Number: 47:1519-K
Project Manager: Michael Hamill

Reported:
12/27/19 11:20

TC-61-Hall Bub

9122012-14 (Drinking Water)
Sample Date: 12/20/19

Analyte	Result	Notes	Units	Reporting Limit (MRL)	Detection Limit (LOD)	Dilution	Prepared	Analyzed	Analyst
TOTAL METALS ANALYSIS BY EPA 200.8 Prepared by 200.8-No Digestion Metals									
Copper	**26.5**		ug/L	1.00	1.00	1	12/23/19	12/23/19 17:18	VVD
Lead	ND		ug/L	1.00	1.00	1	12/23/19	12/23/19 17:18	VVD



Will Brewington, President

The results in this report apply to the samples analyzed in accordance with the chain of custody document. This analytical report must be reproduced in its entirety.

1500 Caton Center Dr Suite G
Baltimore MD 21227
410-247-7600
www.mdspectral.com
MD DW LabID 153

Project: ACPS-TC

Project Number: 47:1519-K
Project Manager: Michael Hamill

Reported:
12/27/19 11:20

TC-62-B134S

9122012-15 (Drinking Water)
Sample Date: 12/20/19

Analyte	Result	Notes	Units	Reporting Limit (MRL)	Detection Limit (LOD)	Dilution	Prepared	Analyzed	Analyst
TOTAL METALS ANALYSIS BY EPA 200.8 Prepared by 200.2-Digested Metals									
Copper	**307**		ug/L	1.00	1.00	1	12/24/19	12/26/19 17:20	VVD
Lead	**8.51**		ug/L	1.00	1.00	1	12/24/19	12/26/19 17:20	VVD



Will Brewington, President

The results in this report apply to the samples analyzed in accordance with the chain of custody document. This analytical report must be reproduced in its entirety.

1500 Caton Center Dr Suite G
Baltimore MD 21227
410-247-7600
www.mdspectral.com
MD DW LabID 153

Project: ACPS-TC

Project Number: 47:1519-K
Project Manager: Michael Hamill

Reported:
12/27/19 11:20

TC-63-B134S

9122012-16 (Drinking Water)
Sample Date: 12/20/19

Analyte	Result	Notes	Units	Reporting Limit (MRL)	Detection Limit (LOD)	Dilution	Prepared	Analyzed	Analyst
TOTAL METALS ANALYSIS BY EPA 200.8 Prepared by 200.8-No Digestion Metals									
Copper	**121**		ug/L	1.00	1.00	1	12/23/19	12/23/19 17:20	VVD
Lead	ND		ug/L	1.00	1.00	1	12/23/19	12/23/19 17:20	VVD

The results in this report apply to the samples analyzed in accordance with the chain of custody document. This analytical report must be reproduced in its entirety.

Will Brewington, President

1500 Caton Center Dr Suite G
Baltimore MD 21227
410-247-7600
www.mdspectral.com
MD DW LabID 153

Project: ACPS-TC

Project Number: 47:1519-K
Project Manager: Michael Hamill

Reported:
12/27/19 11:20

TC-64-131S

9122012-17 (Drinking Water)
Sample Date: 12/20/19

Analyte	Result	Notes	Units	Reporting Limit (MRL)	Detection Limit (LOD)	Dilution	Prepared	Analyzed	Analyst
TOTAL METALS ANALYSIS BY EPA 200.8 Prepared by 200.8-No Digestion Metals									
Copper	**627**		ug/L	1.00	1.00	1	12/23/19	12/23/19 17:21	VVD
Lead	ND		ug/L	1.00	1.00	1	12/23/19	12/23/19 17:21	VVD

The results in this report apply to the samples analyzed in accordance with the chain of custody document. This analytical report must be reproduced in its entirety.

Will Brewington, President

1500 Caton Center Dr Suite G
Baltimore MD 21227
410-247-7600
www.mdspectral.com
MD DW LabID 153

Project: ACPS-TC

Project Number: 47:1519-K
Project Manager: Michael Hamill

Reported:
12/27/19 11:20

TC-65-131S

9122012-18 (Drinking Water)
Sample Date: 12/20/19

Analyte	Result	Notes	Units	Reporting Limit (MRL)	Detection Limit (LOD)	Dilution	Prepared	Analyzed	Analyst
TOTAL METALS ANALYSIS BY EPA 200.8 Prepared by 200.8-No Digestion Metals									
Copper	**187**		ug/L	1.00	1.00	1	12/23/19	12/23/19 17:23	VVD
Lead	ND		ug/L	1.00	1.00	1	12/23/19	12/23/19 17:23	VVD

The results in this report apply to the samples analyzed in accordance with the chain of custody document. This analytical report must be reproduced in its entirety.

Will Brewington, President

1500 Caton Center Dr Suite G
Baltimore MD 21227
410-247-7600
www.mdspectral.com
MD DW LabID 153

Project: ACPS-TC

Project Number: 47:1519-K
Project Manager: Michael Hamill

Reported:
12/27/19 11:20

TC-66-131S

9122012-19 (Drinking Water)
Sample Date: 12/20/19

Analyte	Result	Notes	Units	Reporting Limit (MRL)	Detection Limit (LOD)	Dilution	Prepared	Analyzed	Analyst
TOTAL METALS ANALYSIS BY EPA 200.8 Prepared by 200.8-No Digestion Metals									
Copper	**204**		ug/L	1.00	1.00	1	12/23/19	12/23/19 17:25	VVD
Lead	ND		ug/L	1.00	1.00	1	12/23/19	12/23/19 17:25	VVD



Will Brewington, President

The results in this report apply to the samples analyzed in accordance with the chain of custody document. This analytical report must be reproduced in its entirety.

1500 Caton Center Dr Suite G
Baltimore MD 21227
410-247-7600
www.mdspectral.com
MD DW LabID 153

Project: ACPS-TC

Project Number: 47:1519-K
Project Manager: Michael Hamill

Reported:
12/27/19 11:20

TC-67-Hall Bub L

9122012-20 (Drinking Water)
Sample Date: 12/20/19

Analyte	Result	Notes	Units	Reporting Limit (MRL)	Detection Limit (LOD)	Dilution	Prepared	Analyzed	Analyst
TOTAL METALS ANALYSIS BY EPA 200.8 Prepared by 200.8-No Digestion Metals									
Copper	**28.8**		ug/L	1.00	1.00	1	12/23/19	12/23/19 17:26	VVD
Lead	ND		ug/L	1.00	1.00	1	12/23/19	12/23/19 17:26	VVD



Will Brewington, President

The results in this report apply to the samples analyzed in accordance with the chain of custody document. This analytical report must be reproduced in its entirety.

1500 Caton Center Dr Suite G
Baltimore MD 21227
410-247-7600
www.mdspectral.com
MD DW LabID 153

Project: ACPS-TC

Project Number: 47:1519-K
Project Manager: Michael Hamill

Reported:
12/27/19 11:20

TC-68-Hall Bub M

9122012-21 (Drinking Water)
Sample Date: 12/20/19

Analyte	Result	Notes	Units	Reporting Limit (MRL)	Detection Limit (LOD)	Dilution	Prepared	Analyzed	Analyst
TOTAL METALS ANALYSIS BY EPA 200.8 Prepared by 200.8-No Digestion Metals									
Copper	**35.7**		ug/L	1.00	1.00	1	12/23/19	12/23/19 17:28	VVD
Lead	ND		ug/L	1.00	1.00	1	12/23/19	12/23/19 17:28	VVD



Will Brewington, President

The results in this report apply to the samples analyzed in accordance with the chain of custody document. This analytical report must be reproduced in its entirety.

1500 Caton Center Dr Suite G
Baltimore MD 21227
410-247-7600
www.mdspectral.com
MD DW LabID 153

Project: ACPS-TC

Project Number: 47:1519-K
Project Manager: Michael Hamill

Reported:
12/27/19 11:20

TC-69-Hall Bub R

9122012-22 (Drinking Water)
Sample Date: 12/20/19

Analyte	Result	Notes	Units	Reporting Limit (MRL)	Detection Limit (LOD)	Dilution	Prepared	Analyzed	Analyst
TOTAL METALS ANALYSIS BY EPA 200.8 Prepared by 200.8-No Digestion Metals									
Copper	**41.3**		ug/L	1.00	1.00	1	12/23/19	12/23/19 17:39	VVD
Lead	ND		ug/L	1.00	1.00	1	12/23/19	12/23/19 17:39	VVD



Will Brewington, President

The results in this report apply to the samples analyzed in accordance with the chain of custody document. This analytical report must be reproduced in its entirety.

1500 Caton Center Dr Suite G
Baltimore MD 21227
410-247-7600
www.mdspectral.com
MD DW LabID 153

Project: ACPS-TC

Project Number: 47:1519-K
Project Manager: Michael Hamill

Reported:
12/27/19 11:20

TC-70-E109 S

9122012-23 (Drinking Water)
Sample Date: 12/20/19

Analyte	Result	Notes	Units	Reporting Limit (MRL)	Detection Limit (LOD)	Dilution	Prepared	Analyzed	Analyst
TOTAL METALS ANALYSIS BY EPA 200.8 Prepared by 200.8-No Digestion Metals									
Copper	**301**		ug/L	1.00	1.00	1	12/23/19	12/23/19 17:41	VVD
Lead	**2.75**		ug/L	1.00	1.00	1	12/23/19	12/23/19 17:41	VVD



Will Brewington, President

The results in this report apply to the samples analyzed in accordance with the chain of custody document. This analytical report must be reproduced in its entirety.

1500 Caton Center Dr Suite G
Baltimore MD 21227
410-247-7600
www.mdspectral.com
MD DW LabID 153

Project: ACPS-TC

Project Number: 47:1519-K
Project Manager: Michael Hamill

Reported:
12/27/19 11:20

TC-71-E113 S

9122012-24 (Drinking Water)
Sample Date: 12/20/19

Analyte	Result	Notes	Units	Reporting Limit (MRL)	Detection Limit (LOD)	Dilution	Prepared	Analyzed	Analyst
TOTAL METALS ANALYSIS BY EPA 200.8 Prepared by 200.8-No Digestion Metals									
Copper	**63.2**		ug/L	1.00	1.00	1	12/23/19	12/23/19 17:43	VVD
Lead	**2.01**		ug/L	1.00	1.00	1	12/23/19	12/23/19 17:43	VVD

The results in this report apply to the samples analyzed in accordance with the chain of custody document. This analytical report must be reproduced in its entirety.

Will Brewington, President

1500 Caton Center Dr Suite G
Baltimore MD 21227
410-247-7600
www.mdspectral.com
MD DW LabID 153

Project: ACPS-TC

Project Number: 47:1519-K
Project Manager: Michael Hamill

Reported:
12/27/19 11:20

TC-72-E115 S

9122012-25 (Drinking Water)
Sample Date: 12/20/19

Analyte	Result	Notes	Units	Reporting Limit (MRL)	Detection Limit (LOD)	Dilution	Prepared	Analyzed	Analyst
TOTAL METALS ANALYSIS BY EPA 200.8 Prepared by 200.8-No Digestion Metals									
Copper	**88.9**		ug/L	1.00	1.00	1	12/23/19	12/23/19 17:44	VVD
Lead	**2.16**		ug/L	1.00	1.00	1	12/23/19	12/23/19 17:44	VVD

The results in this report apply to the samples analyzed in accordance with the chain of custody document. This analytical report must be reproduced in its entirety.

Will Brewington, President

1500 Caton Center Dr Suite G
Baltimore MD 21227
410-247-7600
www.mdspectral.com
MD DW LabID 153

Project: ACPS-TC

Project Number: 47:1519-K
Project Manager: Michael Hamill

Reported:
12/27/19 11:20

TC-73-E115 Bub

9122012-26 (Drinking Water)
Sample Date: 12/20/19

Analyte	Result	Notes	Units	Reporting Limit (MRL)	Detection Limit (LOD)	Dilution	Prepared	Analyzed	Analyst
TOTAL METALS ANALYSIS BY EPA 200.8 Prepared by 200.8-No Digestion Metals									
Copper	**45.3**		ug/L	1.00	1.00	1	12/23/19	12/23/19 17:46	VVD
Lead	ND		ug/L	1.00	1.00	1	12/23/19	12/23/19 17:46	VVD



Will Brewington, President

The results in this report apply to the samples analyzed in accordance with the chain of custody document. This analytical report must be reproduced in its entirety.

1500 Caton Center Dr Suite G
Baltimore MD 21227
410-247-7600
www.mdspectral.com
MD DW LabID 153

Project: ACPS-TC

Project Number: 47:1519-K
Project Manager: Michael Hamill

Reported:
12/27/19 11:20

TC-74-E115 S

9122012-27 (Drinking Water)
Sample Date: 12/20/19

Analyte	Result	Notes	Units	Reporting Limit (MRL)	Detection Limit (LOD)	Dilution	Prepared	Analyzed	Analyst
TOTAL METALS ANALYSIS BY EPA 200.8 Prepared by 200.8-No Digestion Metals									
Copper	**109**		ug/L	1.00	1.00	1	12/23/19	12/23/19 17:47	VVD
Lead	ND		ug/L	1.00	1.00	1	12/23/19	12/23/19 17:47	VVD



Will Brewington, President

The results in this report apply to the samples analyzed in accordance with the chain of custody document. This analytical report must be reproduced in its entirety.

1500 Caton Center Dr Suite G
Baltimore MD 21227
410-247-7600
www.mdspectral.com
MD DW LabID 153

Project: ACPS-TC

Project Number: 47:1519-K
Project Manager: Michael Hamill

Reported:
12/27/19 11:20

TC-75-E118 S

9122012-28 (Drinking Water)
Sample Date: 12/20/19

Analyte	Result	Notes	Units	Reporting Limit (MRL)	Detection Limit (LOD)	Dilution	Prepared	Analyzed	Analyst
TOTAL METALS ANALYSIS BY EPA 200.8 Prepared by 200.8-No Digestion Metals									
Copper	**216**		ug/L	1.00	1.00	1	12/23/19	12/23/19 17:52	VVD
Lead	ND		ug/L	1.00	1.00	1	12/23/19	12/23/19 17:52	VVD



Will Brewington, President

The results in this report apply to the samples analyzed in accordance with the chain of custody document. This analytical report must be reproduced in its entirety.

1500 Caton Center Dr Suite G
Baltimore MD 21227
410-247-7600
www.mdspectral.com
MD DW LabID 153

Project: ACPS-TC

Project Number: 47:1519-K
Project Manager: Michael Hamill

Reported:
12/27/19 11:20

TC-76-E117 S

9122012-29 (Drinking Water)
Sample Date: 12/20/19

Analyte	Result	Notes	Units	Reporting Limit (MRL)	Detection Limit (LOD)	Dilution	Prepared	Analyzed	Analyst
TOTAL METALS ANALYSIS BY EPA 200.8 Prepared by 200.8-No Digestion Metals									
Copper	**147**		ug/L	1.00	1.00	1	12/23/19	12/23/19 17:54	VVD
Lead	ND		ug/L	1.00	1.00	1	12/23/19	12/23/19 17:54	VVD



Will Brewington, President

The results in this report apply to the samples analyzed in accordance with the chain of custody document. This analytical report must be reproduced in its entirety.

1500 Caton Center Dr Suite G
Baltimore MD 21227
410-247-7600
www.mdspectral.com
MD DW LabID 153

Project: ACPS-TC

Project Number: 47:1519-K
Project Manager: Michael Hamill

Reported:
12/27/19 11:20

TC-77-E117B S

9122012-30 (Drinking Water)
Sample Date: 12/20/19

Analyte	Result	Notes	Units	Reporting Limit (MRL)	Detection Limit (LOD)	Dilution	Prepared	Analyzed	Analyst
TOTAL METALS ANALYSIS BY EPA 200.8 Prepared by 200.8-No Digestion Metals									
Copper	**103**		ug/L	1.00	1.00	1	12/23/19	12/23/19 17:56	VVD
Lead	ND		ug/L	1.00	1.00	1	12/23/19	12/23/19 17:56	VVD



Will Brewington, President

The results in this report apply to the samples analyzed in accordance with the chain of custody document. This analytical report must be reproduced in its entirety.

1500 Caton Center Dr Suite G
Baltimore MD 21227
410-247-7600
www.mdspectral.com
MD DW LabID 153

Project: ACPS-TC

Project Number: 47:1519-K
Project Manager: Michael Hamill

Reported:
12/27/19 11:20

TC-78-E165 R

9122012-31 (Drinking Water)
Sample Date: 12/20/19

Analyte	Result	Notes	Units	Reporting Limit (MRL)	Detection Limit (LOD)	Dilution	Prepared	Analyzed	Analyst
TOTAL METALS ANALYSIS BY EPA 200.8 Prepared by 200.8-No Digestion Metals									
Copper	**164**		ug/L	1.00	1.00	1	12/23/19	12/23/19 17:57	VVD
Lead	ND		ug/L	1.00	1.00	1	12/23/19	12/23/19 17:57	VVD



Will Brewington, President

The results in this report apply to the samples analyzed in accordance with the chain of custody document. This analytical report must be reproduced in its entirety.

1500 Caton Center Dr Suite G
Baltimore MD 21227
410-247-7600
www.mdspectral.com
MD DW LabID 153

Project: ACPS-TC

Project Number: 47:1519-K
Project Manager: Michael Hamill

Reported:
12/27/19 11:20

TC-79-E165 L

9122012-32 (Drinking Water)
Sample Date: 12/20/19

Analyte	Result	Notes	Units	Reporting Limit (MRL)	Detection Limit (LOD)	Dilution	Prepared	Analyzed	Analyst
TOTAL METALS ANALYSIS BY EPA 200.8 Prepared by 200.8-No Digestion Metals									
Copper	**93.6**		ug/L	1.00	1.00	1	12/23/19	12/23/19 18:05	VVD
Lead	ND		ug/L	1.00	1.00	1	12/23/19	12/23/19 18:05	VVD



Will Brewington, President

The results in this report apply to the samples analyzed in accordance with the chain of custody document. This analytical report must be reproduced in its entirety.

1500 Caton Center Dr Suite G
Baltimore MD 21227
410-247-7600
www.mdspectral.com
MD DW LabID 153

Project: ACPS-TC

Project Number: 47:1519-K
Project Manager: Michael Hamill

Reported:
12/27/19 11:20

TC-80-E121A S

9122012-33 (Drinking Water)
Sample Date: 12/20/19

Analyte	Result	Notes	Units	Reporting Limit (MRL)	Detection Limit (LOD)	Dilution	Prepared	Analyzed	Analyst
TOTAL METALS ANALYSIS BY EPA 200.8 Prepared by 200.8-No Digestion Metals									
Copper	**85.8**		ug/L	1.00	1.00	1	12/23/19	12/23/19 18:07	VVD
Lead	ND		ug/L	1.00	1.00	1	12/23/19	12/23/19 18:07	VVD

The results in this report apply to the samples analyzed in accordance with the chain of custody document. This analytical report must be reproduced in its entirety.

Will Brewington, President

1500 Caton Center Dr Suite G
Baltimore MD 21227
410-247-7600
www.mdspectral.com
MD DW LabID 153

Project: ACPS-TC

Project Number: 47:1519-K
Project Manager: Michael Hamill

Reported:
12/27/19 11:20

TC-81-Hall Bub L

9122012-34 (Drinking Water)
Sample Date: 12/20/19

Analyte	Result	Notes	Units	Reporting Limit (MRL)	Detection Limit (LOD)	Dilution	Prepared	Analyzed	Analyst
TOTAL METALS ANALYSIS BY EPA 200.8 Prepared by 200.8-No Digestion Metals									
Copper	**32.4**		ug/L	1.00	1.00	1	12/23/19	12/23/19 18:12	VVD
Lead	ND		ug/L	1.00	1.00	1	12/23/19	12/23/19 18:12	VVD

The results in this report apply to the samples analyzed in accordance with the chain of custody document. This analytical report must be reproduced in its entirety.

Will Brewington, President

1500 Caton Center Dr Suite G
Baltimore MD 21227
410-247-7600
www.mdspectral.com
MD DW LabID 153

Project: ACPS-TC

Project Number: 47:1519-K
Project Manager: Michael Hamill

Reported:
12/27/19 11:20

TC-82-Hall Bub R

9122012-35 (Drinking Water)
Sample Date: 12/20/19

Analyte	Result	Notes	Units	Reporting Limit (MRL)	Detection Limit (LOD)	Dilution	Prepared	Analyzed	Analyst
TOTAL METALS ANALYSIS BY EPA 200.8 Prepared by 200.8-No Digestion Metals									
Copper	**27.8**		ug/L	1.00	1.00	1	12/23/19	12/23/19 18:14	VVD
Lead	ND		ug/L	1.00	1.00	1	12/23/19	12/23/19 18:14	VVD



Will Brewington, President

The results in this report apply to the samples analyzed in accordance with the chain of custody document. This analytical report must be reproduced in its entirety.

1500 Caton Center Dr Suite G
Baltimore MD 21227
410-247-7600
www.mdspectral.com
MD DW LabID 153

Project: ACPS-TC

Project Number: 47:1519-K
Project Manager: Michael Hamill

Reported:
12/27/19 11:20

TC-83-E111 S

9122012-36 (Drinking Water)
Sample Date: 12/20/19

Analyte	Result	Notes	Units	Reporting Limit (MRL)	Detection Limit (LOD)	Dilution	Prepared	Analyzed	Analyst
TOTAL METALS ANALYSIS BY EPA 200.8 Prepared by 200.8-No Digestion Metals									
Copper	**218**		ug/L	1.00	1.00	1	12/23/19	12/23/19 18:15	VVD
Lead	ND		ug/L	1.00	1.00	1	12/23/19	12/23/19 18:15	VVD

The results in this report apply to the samples analyzed in accordance with the chain of custody document. This analytical report must be reproduced in its entirety.

Will Brewington, President

1500 Caton Center Dr Suite G
Baltimore MD 21227
410-247-7600
www.mdspectral.com
MD DW LabID 153

Project: ACPS-TC

Project Number: 47:1519-K
Project Manager: Michael Hamill

Reported:
12/27/19 11:20

TC-84-E122 D

9122012-37 (Drinking Water)
Sample Date: 12/20/19

Analyte	Result	Notes	Units	Reporting Limit (MRL)	Detection Limit (LOD)	Dilution	Prepared	Analyzed	Analyst
TOTAL METALS ANALYSIS BY EPA 200.8 Prepared by 200.8-No Digestion Metals									
Copper	**156**		ug/L	1.00	1.00	1	12/23/19	12/23/19 18:17	VVD
Lead	ND		ug/L	1.00	1.00	1	12/23/19	12/23/19 18:17	VVD



Will Brewington, President

The results in this report apply to the samples analyzed in accordance with the chain of custody document. This analytical report must be reproduced in its entirety.

1500 Caton Center Dr Suite G
Baltimore MD 21227
410-247-7600
www.mdspectral.com
MD DW LabID 153

Project: ACPS-TC

Project Number: 47:1519-K
Project Manager: Michael Hamill

Reported:
12/27/19 11:20

TC-85-E123 Bub L

9122012-38 (Drinking Water)
Sample Date: 12/20/19

Analyte	Result	Notes	Units	Reporting Limit (MRL)	Detection Limit (LOD)	Dilution	Prepared	Analyzed	Analyst
TOTAL METALS ANALYSIS BY EPA 200.8 Prepared by 200.8-No Digestion Metals									
Copper	**18.3**		ug/L	1.00	1.00	1	12/23/19	12/23/19 18:19	VVD
Lead	ND		ug/L	1.00	1.00	1	12/23/19	12/23/19 18:19	VVD

The results in this report apply to the samples analyzed in accordance with the chain of custody document. This analytical report must be reproduced in its entirety.

Will Brewington, President

1500 Caton Center Dr Suite G
Baltimore MD 21227
410-247-7600
www.mdspectral.com
MD DW LabID 153

Project: ACPS-TC

Project Number: 47:1519-K
Project Manager: Michael Hamill

Reported:
12/27/19 11:20

TC-86-E123 Bub R

9122012-39 (Drinking Water)
Sample Date: 12/20/19

Analyte	Result	Notes	Units	Reporting Limit (MRL)	Detection Limit (LOD)	Dilution	Prepared	Analyzed	Analyst
TOTAL METALS ANALYSIS BY EPA 200.8 Prepared by 200.8-No Digestion Metals									
Copper	**18.3**		ug/L	1.00	1.00	1	12/23/19	12/23/19 18:20	VVD
Lead	ND		ug/L	1.00	1.00	1	12/23/19	12/23/19 18:20	VVD



Will Brewington, President

The results in this report apply to the samples analyzed in accordance with the chain of custody document. This analytical report must be reproduced in its entirety.

1500 Caton Center Dr Suite G
Baltimore MD 21227
410-247-7600
www.mdspectral.com
MD DW LabID 153

Project: ACPS-TC

Project Number: 47:1519-K
Project Manager: Michael Hamill

Reported:
12/27/19 11:20

TC-87-E124 Bub L

9122012-40 (Drinking Water)
Sample Date: 12/20/19

Analyte	Result	Notes	Units	Reporting Limit (MRL)	Detection Limit (LOD)	Dilution	Prepared	Analyzed	Analyst
TOTAL METALS ANALYSIS BY EPA 200.8 Prepared by 200.8-No Digestion Metals									
Copper	**25.4**		ug/L	1.00	1.00	1	12/23/19	12/23/19 18:22	VVD
Lead	ND		ug/L	1.00	1.00	1	12/23/19	12/23/19 18:22	VVD



Will Brewington, President

The results in this report apply to the samples analyzed in accordance with the chain of custody document. This analytical report must be reproduced in its entirety.

1500 Caton Center Dr Suite G
Baltimore MD 21227
410-247-7600
www.mdspectral.com
MD DW LabID 153

Project: ACPS-TC

Project Number: 47:1519-K
Project Manager: Michael Hamill

Reported:
12/27/19 11:20

TC-88-E124 Bub R

9122012-41 (Drinking Water)
Sample Date: 12/20/19

Analyte	Result	Notes	Units	Reporting Limit (MRL)	Detection Limit (LOD)	Dilution	Prepared	Analyzed	Analyst
TOTAL METALS ANALYSIS BY EPA 200.8 Prepared by 200.8-No Digestion Metals									
Copper	**24.5**		ug/L	1.00	1.00	1	12/23/19	12/23/19 18:24	VVD
Lead	ND		ug/L	1.00	1.00	1	12/23/19	12/23/19 18:24	VVD



Will Brewington, President

The results in this report apply to the samples analyzed in accordance with the chain of custody document. This analytical report must be reproduced in its entirety.

1500 Caton Center Dr Suite G
Baltimore MD 21227
410-247-7600
www.mdspectral.com
MD DW LabID 153

Project: ACPS-TC

Project Number: 47:1519-K
Project Manager: Michael Hamill

Reported:
12/27/19 11:20

TC-89-E125 S L

9122012-42 (Drinking Water)
Sample Date: 12/20/19

Analyte	Result	Notes	Units	Reporting Limit (MRL)	Detection Limit (LOD)	Dilution	Prepared	Analyzed	Analyst
TOTAL METALS ANALYSIS BY EPA 200.8 Prepared by 200.8-No Digestion Metals									
Copper	**170**		ug/L	1.00	1.00	1	12/23/19	12/23/19 18:35	VVD
Lead	**1.69**		ug/L	1.00	1.00	1	12/23/19	12/23/19 18:35	VVD

The results in this report apply to the samples analyzed in accordance with the chain of custody document. This analytical report must be reproduced in its entirety.

Will Brewington, President

1500 Caton Center Dr Suite G
Baltimore MD 21227
410-247-7600
www.mdspectral.com
MD DW LabID 153

Project: ACPS-TC

Project Number: 47:1519-K
Project Manager: Michael Hamill

Reported:
12/27/19 11:20

TC-90-E125 S M

9122012-43 (Drinking Water)
Sample Date: 12/20/19

Analyte	Result	Notes	Units	Reporting Limit (MRL)	Detection Limit (LOD)	Dilution	Prepared	Analyzed	Analyst
TOTAL METALS ANALYSIS BY EPA 200.8 Prepared by 200.8-No Digestion Metals									
Copper	**140**		ug/L	1.00	1.00	1	12/23/19	12/23/19 18:37	VVD
Lead	**2.14**		ug/L	1.00	1.00	1	12/23/19	12/23/19 18:37	VVD

The results in this report apply to the samples analyzed in accordance with the chain of custody document. This analytical report must be reproduced in its entirety.

Will Brewington, President

1500 Caton Center Dr Suite G
Baltimore MD 21227
410-247-7600
www.mdspectral.com
MD DW LabID 153

Project: ACPS-TC

Project Number: 47:1519-K
Project Manager: Michael Hamill

Reported:
12/27/19 11:20

TC-91-E125 S R

9122012-44 (Drinking Water)
Sample Date: 12/20/19

Analyte	Result	Notes	Units	Reporting Limit (MRL)	Detection Limit (LOD)	Dilution	Prepared	Analyzed	Analyst
TOTAL METALS ANALYSIS BY EPA 200.8 Prepared by 200.8-No Digestion Metals									
Copper	**106**		ug/L	1.00	1.00	1	12/23/19	12/23/19 18:38	VVD
Lead	**8.49**		ug/L	1.00	1.00	1	12/23/19	12/23/19 18:38	VVD

The results in this report apply to the samples analyzed in accordance with the chain of custody document. This analytical report must be reproduced in its entirety.

Will Brewington, President

1500 Caton Center Dr Suite G
Baltimore MD 21227
410-247-7600
www.mdspectral.com
MD DW LabID 153

Project: ACPS-TC

Project Number: 47:1519-K
Project Manager: Michael Hamill

Reported:
12/27/19 11:20

TC-92-E125 Bub L

9122012-45 (Drinking Water)
Sample Date: 12/20/19

Analyte	Result	Notes	Units	Reporting Limit (MRL)	Detection Limit (LOD)	Dilution	Prepared	Analyzed	Analyst
TOTAL METALS ANALYSIS BY EPA 200.8 Prepared by 200.8-No Digestion Metals									
Copper	**59.9**		ug/L	1.00	1.00	1	12/23/19	12/23/19 18:40	VVD
Lead	ND		ug/L	1.00	1.00	1	12/23/19	12/23/19 18:40	VVD

The results in this report apply to the samples analyzed in accordance with the chain of custody document. This analytical report must be reproduced in its entirety.

Will Brewington, President

1500 Caton Center Dr Suite G
Baltimore MD 21227
410-247-7600
www.mdspectral.com
MD DW LabID 153

Project: ACPS-TC

Project Number: 47:1519-K
Project Manager: Michael Hamill

Reported:
12/27/19 11:20

TC-93-E125 Bub R

9122012-46 (Drinking Water)
Sample Date: 12/20/19

Analyte	Result	Notes	Units	Reporting Limit (MRL)	Detection Limit (LOD)	Dilution	Prepared	Analyzed	Analyst
TOTAL METALS ANALYSIS BY EPA 200.8 Prepared by 200.8-No Digestion Metals									
Copper	**69.3**		ug/L	1.00	1.00	1	12/23/19	12/23/19 18:42	VVD
Lead	ND		ug/L	1.00	1.00	1	12/23/19	12/23/19 18:42	VVD



Will Brewington, President

The results in this report apply to the samples analyzed in accordance with the chain of custody document. This analytical report must be reproduced in its entirety.

1500 Caton Center Dr Suite G
Baltimore MD 21227
410-247-7600
www.mdspectral.com
MD DW LabID 153

Project: ACPS-TC

Project Number: 47:1519-K
Project Manager: Michael Hamill

Reported:
12/27/19 11:20

TC-94-E125 S

9122012-47 (Drinking Water)
Sample Date: 12/20/19

Analyte	Result	Notes	Units	Reporting Limit (MRL)	Detection Limit (LOD)	Dilution	Prepared	Analyzed	Analyst
TOTAL METALS ANALYSIS BY EPA 200.8 Prepared by 200.8-No Digestion Metals									
Copper	**310**		ug/L	1.00	1.00	1	12/23/19	12/23/19 18:43	VVD
Lead	ND		ug/L	1.00	1.00	1	12/23/19	12/23/19 18:43	VVD

The results in this report apply to the samples analyzed in accordance with the chain of custody document. This analytical report must be reproduced in its entirety.

Will Brewington, President

1500 Caton Center Dr Suite G
Baltimore MD 21227
410-247-7600
www.mdspectral.com
MD DW LabID 153

Project: ACPS-TC

Project Number: 47:1519-K
Project Manager: Michael Hamill

Reported:
12/27/19 11:20

TC-95-E125 S

9122012-48 (Drinking Water)
Sample Date: 12/20/19

Analyte	Result	Notes	Units	Reporting Limit (MRL)	Detection Limit (LOD)	Dilution	Prepared	Analyzed	Analyst
TOTAL METALS ANALYSIS BY EPA 200.8 Prepared by 200.8-No Digestion Metals									
Copper	**247**		ug/L	1.00	1.00	1	12/23/19	12/23/19 18:45	VVD
Lead	ND		ug/L	1.00	1.00	1	12/23/19	12/23/19 18:45	VVD

The results in this report apply to the samples analyzed in accordance with the chain of custody document. This analytical report must be reproduced in its entirety.

Will Brewington, President

1500 Caton Center Dr Suite G
Baltimore MD 21227
410-247-7600
www.mdspectral.com
MD DW LabID 153

Project: ACPS-TC

Project Number: 47:1519-K
Project Manager: Michael Hamill

Reported:
12/27/19 11:20

TC-96-E130 S L

9122012-49 (Drinking Water)
Sample Date: 12/20/19

Analyte	Result	Notes	Units	Reporting Limit (MRL)	Detection Limit (LOD)	Dilution	Prepared	Analyzed	Analyst
TOTAL METALS ANALYSIS BY EPA 200.8 Prepared by 200.8-No Digestion Metals									
Copper	**206**		ug/L	1.00	1.00	1	12/23/19	12/23/19 18:46	VVD
Lead	**1.23**		ug/L	1.00	1.00	1	12/23/19	12/23/19 18:46	VVD

The results in this report apply to the samples analyzed in accordance with the chain of custody document. This analytical report must be reproduced in its entirety.

Will Brewington, President

1500 Caton Center Dr Suite G
Baltimore MD 21227
410-247-7600
www.mdspectral.com
MD DW LabID 153

Project: ACPS-TC

Project Number: 47:1519-K
Project Manager: Michael Hamill

Reported:
12/27/19 11:20

TC-145-E130 S M

9122012-50 (Drinking Water)
Sample Date: 12/20/19

Analyte	Result	Notes	Units	Reporting Limit (MRL)	Detection Limit (LOD)	Dilution	Prepared	Analyzed	Analyst
TOTAL METALS ANALYSIS BY EPA 200.8 Prepared by 200.8-No Digestion Metals									
Copper	**260**		ug/L	1.00	1.00	1	12/23/19	12/23/19 18:51	VVD
Lead	**1.25**		ug/L	1.00	1.00	1	12/23/19	12/23/19 18:51	VVD

The results in this report apply to the samples analyzed in accordance with the chain of custody document. This analytical report must be reproduced in its entirety.

Will Brewington, President

1500 Caton Center Dr Suite G
Baltimore MD 21227
410-247-7600
www.mdspectral.com
MD DW LabID 153

Project: ACPS-TC

Project Number: 47:1519-K
Project Manager: Michael Hamill

Reported:
12/27/19 11:20

TC-97--A224F S

9122012-51 (Drinking Water)
Sample Date: 12/20/19

Analyte	Result	Notes	Units	Reporting Limit (MRL)	Detection Limit (LOD)	Dilution	Prepared	Analyzed	Analyst
TOTAL METALS ANALYSIS BY EPA 200.8 Prepared by 200.8-No Digestion Metals									
Copper	**192**		ug/L	1.00	1.00	1	12/23/19	12/23/19 18:53	VVD
Lead	ND		ug/L	1.00	1.00	1	12/23/19	12/23/19 18:53	VVD



Will Brewington, President

The results in this report apply to the samples analyzed in accordance with the chain of custody document. This analytical report must be reproduced in its entirety.

1500 Caton Center Dr Suite G
Baltimore MD 21227
410-247-7600
www.mdspectral.com
MD DW LabID 153

Project: ACPS-TC

Project Number: 47:1519-K
Project Manager: Michael Hamill

Reported:
12/27/19 11:20

TC-98-A218 TDS

9122012-52 (Drinking Water)
Sample Date: 12/20/19

Analyte	Result	Notes	Units	Reporting Limit (MRL)	Detection Limit (LOD)	Dilution	Prepared	Analyzed	Analyst
TOTAL METALS ANALYSIS BY EPA 200.8 Prepared by 200.8-No Digestion Metals									
Copper	**73.6**		ug/L	1.00	1.00	1	12/23/19	12/23/19 19:01	VVD
Lead	ND		ug/L	1.00	1.00	1	12/23/19	12/23/19 19:01	VVD



Will Brewington, President

The results in this report apply to the samples analyzed in accordance with the chain of custody document. This analytical report must be reproduced in its entirety.

1500 Caton Center Dr Suite G
Baltimore MD 21227
410-247-7600
www.mdspectral.com
MD DW LabID 153

Project: ACPS-TC

Project Number: 47:1519-K
Project Manager: Michael Hamill

Reported:
12/27/19 11:20

TC-99-A218 S1

9122012-53 (Drinking Water)
Sample Date: 12/20/19

Analyte	Result	Notes	Units	Reporting Limit (MRL)	Detection Limit (LOD)	Dilution	Prepared	Analyzed	Analyst
TOTAL METALS ANALYSIS BY EPA 200.8 Prepared by 200.8-No Digestion Metals									
Copper	**64.3**		ug/L	1.00	1.00	1	12/23/19	12/23/19 19:03	VVD
Lead	**1.78**		ug/L	1.00	1.00	1	12/23/19	12/23/19 19:03	VVD



Will Brewington, President

The results in this report apply to the samples analyzed in accordance with the chain of custody document. This analytical report must be reproduced in its entirety.

1500 Caton Center Dr Suite G
Baltimore MD 21227
410-247-7600
www.mdspectral.com
MD DW LabID 153

Project: ACPS-TC

Project Number: 47:1519-K
Project Manager: Michael Hamill

Reported:
12/27/19 11:20

TC-100-A218 S2

9122012-54 (Drinking Water)
Sample Date: 12/20/19

Analyte	Result	Notes	Units	Reporting Limit (MRL)	Detection Limit (LOD)	Dilution	Prepared	Analyzed	Analyst
TOTAL METALS ANALYSIS BY EPA 200.8 Prepared by 200.8-No Digestion Metals									
Copper	**56.3**		ug/L	1.00	1.00	1	12/23/19	12/23/19 19:04	VVD
Lead	ND		ug/L	1.00	1.00	1	12/23/19	12/23/19 19:04	VVD



Will Brewington, President

The results in this report apply to the samples analyzed in accordance with the chain of custody document. This analytical report must be reproduced in its entirety.

1500 Caton Center Dr Suite G
Baltimore MD 21227
410-247-7600
www.mdspectral.com
MD DW LabID 153

Project: ACPS-TC

Project Number: 47:1519-K
Project Manager: Michael Hamill

Reported:
12/27/19 11:20

TC-101-A218 S3

9122012-55 (Drinking Water)
Sample Date: 12/20/19

Analyte	Result	Notes	Units	Reporting Limit (MRL)	Detection Limit (LOD)	Dilution	Prepared	Analyzed	Analyst
TOTAL METALS ANALYSIS BY EPA 200.8 Prepared by 200.8-No Digestion Metals									
Copper	**69.9**		ug/L	1.00	1.00	1	12/23/19	12/23/19 19:06	VVD
Lead	**1.09**		ug/L	1.00	1.00	1	12/23/19	12/23/19 19:06	VVD



Will Brewington, President

The results in this report apply to the samples analyzed in accordance with the chain of custody document. This analytical report must be reproduced in its entirety.

1500 Caton Center Dr Suite G
Baltimore MD 21227
410-247-7600
www.mdspectral.com
MD DW LabID 153

Project: ACPS-TC

Project Number: 47:1519-K
Project Manager: Michael Hamill

Reported:
12/27/19 11:20

TC-102-A218 S4

9122012-56 (Drinking Water)
Sample Date: 12/20/19

Analyte	Result	Notes	Units	Reporting Limit (MRL)	Detection Limit (LOD)	Dilution	Prepared	Analyzed	Analyst
TOTAL METALS ANALYSIS BY EPA 200.8 Prepared by 200.8-No Digestion Metals									
Copper	**63.0**		ug/L	1.00	1.00	1	12/23/19	12/23/19 19:11	VVD
Lead	**2.05**		ug/L	1.00	1.00	1	12/23/19	12/23/19 19:11	VVD

The results in this report apply to the samples analyzed in accordance with the chain of custody document. This analytical report must be reproduced in its entirety.

Will Brewington, President

1500 Caton Center Dr Suite G
Baltimore MD 21227
410-247-7600
www.mdspectral.com
MD DW LabID 153

Project: ACPS-TC

Project Number: 47:1519-K
Project Manager: Michael Hamill

Reported:
12/27/19 11:20

TC-103-A218 S6

9122012-57 (Drinking Water)
Sample Date: 12/20/19

Analyte	Result	Notes	Units	Reporting Limit (MRL)	Detection Limit (LOD)	Dilution	Prepared	Analyzed	Analyst
TOTAL METALS ANALYSIS BY EPA 200.8 Prepared by 200.8-No Digestion Metals									
Copper	**77.2**		ug/L	1.00	1.00	1	12/23/19	12/23/19 19:13	VVD
Lead	**1.86**		ug/L	1.00	1.00	1	12/23/19	12/23/19 19:13	VVD

The results in this report apply to the samples analyzed in accordance with the chain of custody document. This analytical report must be reproduced in its entirety.

Will Brewington, President

1500 Caton Center Dr Suite G
Baltimore MD 21227
410-247-7600
www.mdspectral.com
MD DW LabID 153

Project: ACPS-TC

Project Number: 47:1519-K
Project Manager: Michael Hamill

Reported:
12/27/19 11:20

TC-104-A218 S5

9122012-58 (Drinking Water)
Sample Date: 12/20/19

Analyte	Result	Notes	Units	Reporting Limit (MRL)	Detection Limit (LOD)	Dilution	Prepared	Analyzed	Analyst
TOTAL METALS ANALYSIS BY EPA 200.8 Prepared by 200.8-No Digestion Metals									
Copper	**99.0**		ug/L	1.00	1.00	1	12/23/19	12/23/19 19:14	VVD
Lead	**1.76**		ug/L	1.00	1.00	1	12/23/19	12/23/19 19:14	VVD

The results in this report apply to the samples analyzed in accordance with the chain of custody document. This analytical report must be reproduced in its entirety.

Will Brewington, President

1500 Caton Center Dr Suite G
Baltimore MD 21227
410-247-7600
www.mdspectral.com
MD DW LabID 153

Project: ACPS-TC

Project Number: 47:1519-K
Project Manager: Michael Hamill

Reported:
12/27/19 11:20

TC-105-A218 LS

9122012-59 (Drinking Water)
Sample Date: 12/20/19

Analyte	Result	Notes	Units	Reporting Limit (MRL)	Detection Limit (LOD)	Dilution	Prepared	Analyzed	Analyst
TOTAL METALS ANALYSIS BY EPA 200.8 Prepared by 200.8-No Digestion Metals									
Copper	**61.8**		ug/L	1.00	1.00	1	12/23/19	12/23/19 19:16	VVD
Lead	ND		ug/L	1.00	1.00	1	12/23/19	12/23/19 19:16	VVD

The results in this report apply to the samples analyzed in accordance with the chain of custody document. This analytical report must be reproduced in its entirety.

Will Brewington, President

1500 Caton Center Dr Suite G
Baltimore MD 21227
410-247-7600
www.mdspectral.com
MD DW LabID 153

Project: ACPS-TC

Project Number: 47:1519-K
Project Manager: Michael Hamill

Reported:
12/27/19 11:20

TC-106-HallW1 by A217

9122012-60 (Drinking Water)
Sample Date: 12/20/19

Analyte	Result	Notes	Units	Reporting Limit (MRL)	Detection Limit (LOD)	Dilution	Prepared	Analyzed	Analyst
TOTAL METALS ANALYSIS BY EPA 200.8 Prepared by 200.8-No Digestion Metals									
Copper	**48.2**		ug/L	1.00	1.00	1	12/23/19	12/23/19 19:18	VVD
Lead	ND		ug/L	1.00	1.00	1	12/23/19	12/23/19 19:18	VVD



Will Brewington, President

The results in this report apply to the samples analyzed in accordance with the chain of custody document. This analytical report must be reproduced in its entirety.

1500 Caton Center Dr Suite G
Baltimore MD 21227
410-247-7600
www.mdspectral.com
MD DW LabID 153

Project: ACPS-TC

Project Number: 47:1519-K
Project Manager: Michael Hamill

Reported:
12/27/19 11:20

TC-107-HallW2 by A217

9122012-61 (Drinking Water)
Sample Date: 12/20/19

Analyte	Result	Notes	Units	Reporting Limit (MRL)	Detection Limit (LOD)	Dilution	Prepared	Analyzed	Analyst
TOTAL METALS ANALYSIS BY EPA 200.8 Prepared by 200.8-No Digestion Metals									
Copper	**47.5**		ug/L	1.00	1.00	1	12/23/19	12/23/19 19:19	VVD
Lead	ND		ug/L	1.00	1.00	1	12/23/19	12/23/19 19:19	VVD

The results in this report apply to the samples analyzed in accordance with the chain of custody document. This analytical report must be reproduced in its entirety.

Will Brewington, President

1500 Caton Center Dr Suite G
Baltimore MD 21227
410-247-7600
www.mdspectral.com
MD DW LabID 153

Project: ACPS-TC

Project Number: 47:1519-K
Project Manager: Michael Hamill

Reported:
12/27/19 11:20

TC-108-A216 TDS

9122012-62 (Drinking Water)
Sample Date: 12/20/19

Analyte	Result	Notes	Units	Reporting Limit (MRL)	Detection Limit (LOD)	Dilution	Prepared	Analyzed	Analyst
TOTAL METALS ANALYSIS BY EPA 200.8 Prepared by 200.8-No Digestion Metals									
Copper	**931**		ug/L	1.00	1.00	1	12/23/19	12/23/19 19:31	VVD
Lead	**23.6**		ug/L	1.00	1.00	1	12/23/19	12/23/19 19:31	VVD

The results in this report apply to the samples analyzed in accordance with the chain of custody document. This analytical report must be reproduced in its entirety.

Will Brewington, President

1500 Caton Center Dr Suite G
Baltimore MD 21227
410-247-7600
www.mdspectral.com
MD DW LabID 153

Project: ACPS-TC

Project Number: 47:1519-K
Project Manager: Michael Hamill

Reported:
12/27/19 11:20

TC-109-A216 S1

9122012-63 (Drinking Water)
Sample Date: 12/20/19

Analyte	Result	Notes	Units	Reporting Limit (MRL)	Detection Limit (LOD)	Dilution	Prepared	Analyzed	Analyst
TOTAL METALS ANALYSIS BY EPA 200.8 Prepared by 200.8-No Digestion Metals									
Copper	**50.5**		ug/L	1.00	1.00	1	12/23/19	12/23/19 19:32	VVD
Lead	ND		ug/L	1.00	1.00	1	12/23/19	12/23/19 19:32	VVD

The results in this report apply to the samples analyzed in accordance with the chain of custody document. This analytical report must be reproduced in its entirety.

Will Brewington, President

1500 Caton Center Dr Suite G
Baltimore MD 21227
410-247-7600
www.mdspectral.com
MD DW LabID 153

Project: ACPS-TC

Project Number: 47:1519-K
Project Manager: Michael Hamill

Reported:
12/27/19 11:20

TC-110-A216 S2

9122012-64 (Drinking Water)
Sample Date: 12/20/19

Analyte	Result	Notes	Units	Reporting Limit (MRL)	Detection Limit (LOD)	Dilution	Prepared	Analyzed	Analyst
TOTAL METALS ANALYSIS BY EPA 200.8 Prepared by 200.8-No Digestion Metals									
Copper	**57.5**		ug/L	1.00	1.00	1	12/23/19	12/23/19 19:34	VVD
Lead	**2.05**		ug/L	1.00	1.00	1	12/23/19	12/23/19 19:34	VVD

The results in this report apply to the samples analyzed in accordance with the chain of custody document. This analytical report must be reproduced in its entirety.

Will Brewington, President

1500 Caton Center Dr Suite G
Baltimore MD 21227
410-247-7600
www.mdspectral.com
MD DW LabID 153

Project: ACPS-TC

Project Number: 47:1519-K
Project Manager: Michael Hamill

Reported:
12/27/19 11:20

TC-111-A216 S3

9122012-65 (Drinking Water)
Sample Date: 12/20/19

Analyte	Result	Notes	Units	Reporting Limit (MRL)	Detection Limit (LOD)	Dilution	Prepared	Analyzed	Analyst
TOTAL METALS ANALYSIS BY EPA 200.8 Prepared by 200.8-No Digestion Metals									
Copper	**67.6**		ug/L	1.00	1.00	1	12/23/19	12/23/19 19:36	VVD
Lead	**3.00**		ug/L	1.00	1.00	1	12/23/19	12/23/19 19:36	VVD



Will Brewington, President

The results in this report apply to the samples analyzed in accordance with the chain of custody document. This analytical report must be reproduced in its entirety.

1500 Caton Center Dr Suite G
Baltimore MD 21227
410-247-7600
www.mdspectral.com
MD DW LabID 153

Project: ACPS-TC

Project Number: 47:1519-K
Project Manager: Michael Hamill

Reported:
12/27/19 11:20

TC-112-A216 S4

9122012-66 (Drinking Water)
Sample Date: 12/20/19

Analyte	Result	Notes	Units	Reporting Limit (MRL)	Detection Limit (LOD)	Dilution	Prepared	Analyzed	Analyst
TOTAL METALS ANALYSIS BY EPA 200.8 Prepared by 200.8-No Digestion Metals									
Copper	**57.9**		ug/L	1.00	1.00	1	12/23/19	12/23/19 19:37	VVD
Lead	**1.91**		ug/L	1.00	1.00	1	12/23/19	12/23/19 19:37	VVD



Will Brewington, President

The results in this report apply to the samples analyzed in accordance with the chain of custody document. This analytical report must be reproduced in its entirety.

1500 Caton Center Dr Suite G
Baltimore MD 21227
410-247-7600
www.mdspectral.com
MD DW LabID 153

Project: ACPS-TC

Project Number: 47:1519-K
Project Manager: Michael Hamill

Reported:
12/27/19 11:20

TC-113-A216 S5

9122012-67 (Drinking Water)
Sample Date: 12/20/19

Analyte	Result	Notes	Units	Reporting Limit (MRL)	Detection Limit (LOD)	Dilution	Prepared	Analyzed	Analyst
TOTAL METALS ANALYSIS BY EPA 200.8 Prepared by 200.8-No Digestion Metals									
Copper	**66.4**		ug/L	1.00	1.00	1	12/23/19	12/23/19 19:39	VVD
Lead	**2.89**		ug/L	1.00	1.00	1	12/23/19	12/23/19 19:39	VVD



Will Brewington, President

The results in this report apply to the samples analyzed in accordance with the chain of custody document. This analytical report must be reproduced in its entirety.

1500 Caton Center Dr Suite G
Baltimore MD 21227
410-247-7600
www.mdspectral.com
MD DW LabID 153

Project: ACPS-TC

Project Number: 47:1519-K
Project Manager: Michael Hamill

Reported:
12/27/19 11:20

TC-114-A216 S6

9122012-68 (Drinking Water)
Sample Date: 12/20/19

Analyte	Result	Notes	Units	Reporting Limit (MRL)	Detection Limit (LOD)	Dilution	Prepared	Analyzed	Analyst
TOTAL METALS ANALYSIS BY EPA 200.8 Prepared by 200.8-No Digestion Metals									
Copper	**47.6**		ug/L	1.00	1.00	1	12/23/19	12/23/19 19:41	VVD
Lead	**1.52**		ug/L	1.00	1.00	1	12/23/19	12/23/19 19:41	VVD



Will Brewington, President

The results in this report apply to the samples analyzed in accordance with the chain of custody document. This analytical report must be reproduced in its entirety.

1500 Caton Center Dr Suite G
Baltimore MD 21227
410-247-7600
www.mdspectral.com
MD DW LabID 153

Project: ACPS-TC

Project Number: 47:1519-K
Project Manager: Michael Hamill

Reported:
12/27/19 11:20

TC-115-A201 S

9122012-69 (Drinking Water)
Sample Date: 12/20/19

Analyte	Result	Notes	Units	Reporting Limit (MRL)	Detection Limit (LOD)	Dilution	Prepared	Analyzed	Analyst
TOTAL METALS ANALYSIS BY EPA 200.8 Prepared by 200.8-No Digestion Metals									
Copper	**187**		ug/L	1.00	1.00	1	12/23/19	12/23/19 19:42	VVD
Lead	ND		ug/L	1.00	1.00	1	12/23/19	12/23/19 19:42	VVD

The results in this report apply to the samples analyzed in accordance with the chain of custody document. This analytical report must be reproduced in its entirety.

Will Brewington, President

1500 Caton Center Dr Suite G
Baltimore MD 21227
410-247-7600
www.mdspectral.com
MD DW LabID 153

Project: ACPS-TC

Project Number: 47:1519-K
Project Manager: Michael Hamill

Reported:
12/27/19 11:20

TC-116-A201 RS

9122012-70 (Drinking Water)
Sample Date: 12/20/19

Analyte	Result	Notes	Units	Reporting Limit (MRL)	Detection Limit (LOD)	Dilution	Prepared	Analyzed	Analyst
TOTAL METALS ANALYSIS BY EPA 200.8 Prepared by 200.8-No Digestion Metals									
Copper	**145**		ug/L	1.00	1.00	1	12/23/19	12/23/19 19:44	VVD
Lead	ND		ug/L	1.00	1.00	1	12/23/19	12/23/19 19:44	VVD



Will Brewington, President

The results in this report apply to the samples analyzed in accordance with the chain of custody document. This analytical report must be reproduced in its entirety.

1500 Caton Center Dr Suite G
Baltimore MD 21227
410-247-7600
www.mdspectral.com
MD DW LabID 153

Project: ACPS-TC

Project Number: 47:1519-K
Project Manager: Michael Hamill

Reported:
12/27/19 11:20

TC-117-HallW by A232

9122012-71 (Drinking Water)
Sample Date: 12/20/19

Analyte	Result	Notes	Units	Reporting Limit (MRL)	Detection Limit (LOD)	Dilution	Prepared	Analyzed	Analyst
TOTAL METALS ANALYSIS BY EPA 200.8 Prepared by 200.8-No Digestion Metals									
Copper	**26.8**		ug/L	1.00	1.00	1	12/23/19	12/23/19 19:45	VVD
Lead	ND		ug/L	1.00	1.00	1	12/23/19	12/23/19 19:45	VVD

The results in this report apply to the samples analyzed in accordance with the chain of custody document. This analytical report must be reproduced in its entirety.

Will Brewington, President

1500 Caton Center Dr Suite G
Baltimore MD 21227
410-247-7600
www.mdspectral.com
MD DW LabID 153

Project: ACPS-TC

Project Number: 47:1519-K
Project Manager: Michael Hamill

Reported:
12/27/19 11:20

TC-118-HallW by A232

9122012-72 (Drinking Water)
Sample Date: 12/20/19

Analyte	Result	Notes	Units	Reporting Limit (MRL)	Detection Limit (LOD)	Dilution	Prepared	Analyzed	Analyst
TOTAL METALS ANALYSIS BY EPA 200.8 Prepared by 200.8-No Digestion Metals									
Copper	**24.9**		ug/L	1.00	1.00	1	12/23/19	12/24/19 15:41	VVD
Lead	ND		ug/L	1.00	1.00	1	12/23/19	12/24/19 15:41	VVD

The results in this report apply to the samples analyzed in accordance with the chain of custody document. This analytical report must be reproduced in its entirety.

Will Brewington, President

1500 Caton Center Dr Suite G
Baltimore MD 21227
410-247-7600
www.mdspectral.com
MD DW LabID 153

Project: ACPS-TC

Project Number: 47:1519-K
Project Manager: Michael Hamill

Reported:
12/27/19 11:20

TC-119-C201 S

9122012-73 (Drinking Water)
Sample Date: 12/20/19

Analyte	Result	Notes	Units	Reporting Limit (MRL)	Detection Limit (LOD)	Dilution	Prepared	Analyzed	Analyst
TOTAL METALS ANALYSIS BY EPA 200.8 Prepared by 200.8-No Digestion Metals									
Copper	**301**		ug/L	1.00	1.00	1	12/23/19	12/24/19 15:42	VVD
Lead	ND		ug/L	1.00	1.00	1	12/23/19	12/24/19 15:42	VVD

The results in this report apply to the samples analyzed in accordance with the chain of custody document. This analytical report must be reproduced in its entirety.

Will Brewington, President

1500 Caton Center Dr Suite G
Baltimore MD 21227
410-247-7600
www.mdspectral.com
MD DW LabID 153

Project: ACPS-TC

Project Number: 47:1519-K
Project Manager: Michael Hamill

Reported:
12/27/19 11:20

TC-120-C201 RS

9122012-74 (Drinking Water)
Sample Date: 12/20/19

Analyte	Result	Notes	Units	Reporting Limit (MRL)	Detection Limit (LOD)	Dilution	Prepared	Analyzed	Analyst
TOTAL METALS ANALYSIS BY EPA 200.8 Prepared by 200.8-No Digestion Metals									
Copper	**324**		ug/L	1.00	1.00	1	12/23/19	12/24/19 15:44	VVD
Lead	ND		ug/L	1.00	1.00	1	12/23/19	12/24/19 15:44	VVD



Will Brewington, President

The results in this report apply to the samples analyzed in accordance with the chain of custody document. This analytical report must be reproduced in its entirety.

1500 Caton Center Dr Suite G
Baltimore MD 21227
410-247-7600
www.mdspectral.com
MD DW LabID 153

Project: ACPS-TC

Project Number: 47:1519-K
Project Manager: Michael Hamill

Reported:
12/27/19 11:20

TC-121-C204 S1

9122012-75 (Drinking Water)
Sample Date: 12/20/19

Analyte	Result	Notes	Units	Reporting Limit (MRL)	Detection Limit (LOD)	Dilution	Prepared	Analyzed	Analyst
TOTAL METALS ANALYSIS BY EPA 200.8 Prepared by 200.8-No Digestion Metals									
Copper	**363**		ug/L	1.00	1.00	1	12/23/19	12/24/19 15:45	VVD
Lead	**2.64**		ug/L	1.00	1.00	1	12/23/19	12/24/19 15:45	VVD



Will Brewington, President

The results in this report apply to the samples analyzed in accordance with the chain of custody document. This analytical report must be reproduced in its entirety.

1500 Caton Center Dr Suite G
Baltimore MD 21227
410-247-7600
www.mdspectral.com
MD DW LabID 153

Project: ACPS-TC

Project Number: 47:1519-K
Project Manager: Michael Hamill

Reported:
12/27/19 11:20

TC-122-C204 S2

9122012-76 (Drinking Water)
Sample Date: 12/20/19

Analyte	Result	Notes	Units	Reporting Limit (MRL)	Detection Limit (LOD)	Dilution	Prepared	Analyzed	Analyst
TOTAL METALS ANALYSIS BY EPA 200.8 Prepared by 200.8-No Digestion Metals									
Copper	**467**		ug/L	1.00	1.00	1	12/23/19	12/24/19 15:47	VVD
Lead	**1.92**		ug/L	1.00	1.00	1	12/23/19	12/24/19 15:47	VVD

The results in this report apply to the samples analyzed in accordance with the chain of custody document. This analytical report must be reproduced in its entirety.

Will Brewington, President

1500 Caton Center Dr Suite G
Baltimore MD 21227
410-247-7600
www.mdspectral.com
MD DW LabID 153

Project: ACPS-TC

Project Number: 47:1519-K
Project Manager: Michael Hamill

Reported:
12/27/19 11:20

TC-123-C207 S1

9122012-77 (Drinking Water)
Sample Date: 12/20/19

Analyte	Result	Notes	Units	Reporting Limit (MRL)	Detection Limit (LOD)	Dilution	Prepared	Analyzed	Analyst
TOTAL METALS ANALYSIS BY EPA 200.8 Prepared by 200.8-No Digestion Metals									
Copper	**86.8**		ug/L	1.00	1.00	1	12/23/19	12/24/19 15:49	VVD
Lead	ND		ug/L	1.00	1.00	1	12/23/19	12/24/19 15:49	VVD

The results in this report apply to the samples analyzed in accordance with the chain of custody document. This analytical report must be reproduced in its entirety.

Will Brewington, President

1500 Caton Center Dr Suite G
Baltimore MD 21227
410-247-7600
www.mdspectral.com
MD DW LabID 153

Project: ACPS-TC

Project Number: 47:1519-K
Project Manager: Michael Hamill

Reported:
12/27/19 11:20

TC-124-C207 S2

9122012-78 (Drinking Water)
Sample Date: 12/20/19

Analyte	Result	Notes	Units	Reporting Limit (MRL)	Detection Limit (LOD)	Dilution	Prepared	Analyzed	Analyst
TOTAL METALS ANALYSIS BY EPA 200.8 Prepared by 200.8-No Digestion Metals									
Copper	**73.7**		ug/L	1.00	1.00	1	12/23/19	12/24/19 15:54	VVD
Lead	ND		ug/L	1.00	1.00	1	12/23/19	12/24/19 15:54	VVD



Will Brewington, President

The results in this report apply to the samples analyzed in accordance with the chain of custody document. This analytical report must be reproduced in its entirety.

1500 Caton Center Dr Suite G
Baltimore MD 21227
410-247-7600
www.mdspectral.com
MD DW LabID 153

Project: ACPS-TC

Project Number: 47:1519-K
Project Manager: Michael Hamill

Reported:
12/27/19 11:20

TC-125-C210 S1

9122012-79 (Drinking Water)
Sample Date: 12/20/19

Analyte	Result	Notes	Units	Reporting Limit (MRL)	Detection Limit (LOD)	Dilution	Prepared	Analyzed	Analyst
TOTAL METALS ANALYSIS BY EPA 200.8 Prepared by 200.8-No Digestion Metals									
Copper	**94.5**		ug/L	1.00	1.00	1	12/23/19	12/24/19 15:55	VVD
Lead	ND		ug/L	1.00	1.00	1	12/23/19	12/24/19 15:55	VVD

The results in this report apply to the samples analyzed in accordance with the chain of custody document. This analytical report must be reproduced in its entirety.

Will Brewington, President

1500 Caton Center Dr Suite G
Baltimore MD 21227
410-247-7600
www.mdspectral.com
MD DW LabID 153

Project: ACPS-TC

Project Number: 47:1519-K
Project Manager: Michael Hamill

Reported:
12/27/19 11:20

TC-126-C210 S2

9122012-80 (Drinking Water)
Sample Date: 12/20/19

Analyte	Result	Notes	Units	Reporting Limit (MRL)	Detection Limit (LOD)	Dilution	Prepared	Analyzed	Analyst
TOTAL METALS ANALYSIS BY EPA 200.8 Prepared by 200.8-No Digestion Metals									
Copper	**119**		ug/L	1.00	1.00	1	12/23/19	12/24/19 15:57	VVD
Lead	ND		ug/L	1.00	1.00	1	12/23/19	12/24/19 15:57	VVD



Will Brewington, President

The results in this report apply to the samples analyzed in accordance with the chain of custody document. This analytical report must be reproduced in its entirety.

1500 Caton Center Dr Suite G
Baltimore MD 21227
410-247-7600
www.mdspectral.com
MD DW LabID 153

Project: ACPS-TC

Project Number: 47:1519-K
Project Manager: Michael Hamill

Reported:
12/27/19 11:20

TC-127-C210 S3

9122012-81 (Drinking Water)
Sample Date: 12/20/19

Analyte	Result	Notes	Units	Reporting Limit (MRL)	Detection Limit (LOD)	Dilution	Prepared	Analyzed	Analyst
TOTAL METALS ANALYSIS BY EPA 200.8 Prepared by 200.8-No Digestion Metals									
Copper	**49.6**		ug/L	1.00	1.00	1	12/23/19	12/24/19 15:58	VVD
Lead	**5.06**		ug/L	1.00	1.00	1	12/23/19	12/24/19 15:58	VVD



Will Brewington, President

The results in this report apply to the samples analyzed in accordance with the chain of custody document. This analytical report must be reproduced in its entirety.

1500 Caton Center Dr Suite G
Baltimore MD 21227
410-247-7600
www.mdspectral.com
MD DW LabID 153

Project: ACPS-TC

Project Number: 47:1519-K
Project Manager: Michael Hamill

Reported:
12/27/19 11:20

TC-128-C210 S4

9122012-82 (Drinking Water)
Sample Date: 12/20/19

Analyte	Result	Notes	Units	Reporting Limit (MRL)	Detection Limit (LOD)	Dilution	Prepared	Analyzed	Analyst
TOTAL METALS ANALYSIS BY EPA 200.8 Prepared by 200.8-No Digestion Metals									
Copper	**42.9**		ug/L	1.00	1.00	1	12/23/19	12/24/19 16:07	VVD
Lead	**1.45**		ug/L	1.00	1.00	1	12/23/19	12/24/19 16:07	VVD

The results in this report apply to the samples analyzed in accordance with the chain of custody document. This analytical report must be reproduced in its entirety.

Will Brewington, President

1500 Caton Center Dr Suite G
Baltimore MD 21227
410-247-7600
www.mdspectral.com
MD DW LabID 153

Project: ACPS-TC

Project Number: 47:1519-K
Project Manager: Michael Hamill

Reported:
12/27/19 11:20

TC-129-C211 S1

9122012-83 (Drinking Water)
Sample Date: 12/20/19

Analyte	Result	Notes	Units	Reporting Limit (MRL)	Detection Limit (LOD)	Dilution	Prepared	Analyzed	Analyst
TOTAL METALS ANALYSIS BY EPA 200.8 Prepared by 200.8-No Digestion Metals									
Copper	**59.4**		ug/L	1.00	1.00	1	12/23/19	12/24/19 16:08	VVD
Lead	ND		ug/L	1.00	1.00	1	12/23/19	12/24/19 16:08	VVD

The results in this report apply to the samples analyzed in accordance with the chain of custody document. This analytical report must be reproduced in its entirety.

Will Brewington, President

1500 Caton Center Dr Suite G
Baltimore MD 21227
410-247-7600
www.mdspectral.com
MD DW LabID 153

Project: ACPS-TC

Project Number: 47:1519-K
Project Manager: Michael Hamill

Reported:
12/27/19 11:20

TC-130-C211 S2

9122012-84 (Drinking Water)
Sample Date: 12/20/19

Analyte	Result	Notes	Units	Reporting Limit (MRL)	Detection Limit (LOD)	Dilution	Prepared	Analyzed	Analyst
TOTAL METALS ANALYSIS BY EPA 200.8 Prepared by 200.8-No Digestion Metals									
Copper	**50.2**		ug/L	1.00	1.00	1	12/23/19	12/24/19 16:13	VVD
Lead	ND		ug/L	1.00	1.00	1	12/23/19	12/24/19 16:13	VVD

The results in this report apply to the samples analyzed in accordance with the chain of custody document. This analytical report must be reproduced in its entirety.

Will Brewington, President

1500 Caton Center Dr Suite G
Baltimore MD 21227
410-247-7600
www.mdspectral.com
MD DW LabID 153

Project: ACPS-TC

Project Number: 47:1519-K
Project Manager: Michael Hamill

Reported:
12/27/19 11:20

TC-131- C211 S3

9122012-85 (Drinking Water)
Sample Date: 12/20/19

Analyte	Result	Notes	Units	Reporting Limit (MRL)	Detection Limit (LOD)	Dilution	Prepared	Analyzed	Analyst
TOTAL METALS ANALYSIS BY EPA 200.8 Prepared by 200.8-No Digestion Metals									
Copper	**52.9**		ug/L	1.00	1.00	1	12/23/19	12/24/19 16:15	VVD
Lead	ND		ug/L	1.00	1.00	1	12/23/19	12/24/19 16:15	VVD

The results in this report apply to the samples analyzed in accordance with the chain of custody document. This analytical report must be reproduced in its entirety.

Will Brewington, President

1500 Caton Center Dr Suite G
Baltimore MD 21227
410-247-7600
www.mdspectral.com
MD DW LabID 153

Project: ACPS-TC

Project Number: 47:1519-K
Project Manager: Michael Hamill

Reported:
12/27/19 11:20

TC-132-C211 S4

9122012-86 (Drinking Water)
Sample Date: 12/20/19

Analyte	Result	Notes	Units	Reporting Limit (MRL)	Detection Limit (LOD)	Dilution	Prepared	Analyzed	Analyst
TOTAL METALS ANALYSIS BY EPA 200.8 Prepared by 200.8-No Digestion Metals									
Copper	**158**		ug/L	1.00	1.00	1	12/23/19	12/24/19 16:17	VVD
Lead	ND		ug/L	1.00	1.00	1	12/23/19	12/24/19 16:17	VVD



Will Brewington, President

The results in this report apply to the samples analyzed in accordance with the chain of custody document. This analytical report must be reproduced in its entirety.

1500 Caton Center Dr Suite G
Baltimore MD 21227
410-247-7600
www.mdspectral.com
MD DW LabID 153

Project: ACPS-TC

Project Number: 47:1519-K
Project Manager: Michael Hamill

Reported:
12/27/19 11:20

TC-133-C214 S1

9122012-87 (Drinking Water)
Sample Date: 12/20/19

Analyte	Result	Notes	Units	Reporting Limit (MRL)	Detection Limit (LOD)	Dilution	Prepared	Analyzed	Analyst
TOTAL METALS ANALYSIS BY EPA 200.8 Prepared by 200.8-No Digestion Metals									
Copper	**38.0**		ug/L	1.00	1.00	1	12/23/19	12/24/19 16:18	VVD
Lead	ND		ug/L	1.00	1.00	1	12/23/19	12/24/19 16:18	VVD

The results in this report apply to the samples analyzed in accordance with the chain of custody document. This analytical report must be reproduced in its entirety.

Will Brewington, President

1500 Caton Center Dr Suite G
Baltimore MD 21227
410-247-7600
www.mdspectral.com
MD DW LabID 153

Project: ACPS-TC

Project Number: 47:1519-K
Project Manager: Michael Hamill

Reported:
12/27/19 11:20

TC-134-C214 S2

9122012-88 (Drinking Water)
Sample Date: 12/20/19

Analyte	Result	Notes	Units	Reporting Limit (MRL)	Detection Limit (LOD)	Dilution	Prepared	Analyzed	Analyst
TOTAL METALS ANALYSIS BY EPA 200.8 Prepared by 200.8-No Digestion Metals									
Copper	**42.6**		ug/L	1.00	1.00	1	12/23/19	12/24/19 16:20	VVD
Lead	ND		ug/L	1.00	1.00	1	12/23/19	12/24/19 16:20	VVD

The results in this report apply to the samples analyzed in accordance with the chain of custody document. This analytical report must be reproduced in its entirety.

Will Brewington, President

1500 Caton Center Dr Suite G
Baltimore MD 21227
410-247-7600
www.mdspectral.com
MD DW LabID 153

Project: ACPS-TC

Project Number: 47:1519-K
Project Manager: Michael Hamill

Reported:
12/27/19 11:20

TC-135-C214 S3

9122012-89 (Drinking Water)
Sample Date: 12/20/19

Analyte	Result	Notes	Units	Reporting Limit (MRL)	Detection Limit (LOD)	Dilution	Prepared	Analyzed	Analyst
TOTAL METALS ANALYSIS BY EPA 200.8 Prepared by 200.8-No Digestion Metals									
Copper	**65.0**		ug/L	1.00	1.00	1	12/23/19	12/24/19 16:21	VVD
Lead	ND		ug/L	1.00	1.00	1	12/23/19	12/24/19 16:21	VVD

The results in this report apply to the samples analyzed in accordance with the chain of custody document. This analytical report must be reproduced in its entirety.

Will Brewington, President

1500 Caton Center Dr Suite G
Baltimore MD 21227
410-247-7600
www.mdspectral.com
MD DW LabID 153

Project: ACPS-TC

Project Number: 47:1519-K
Project Manager: Michael Hamill

Reported:
12/27/19 11:20

TC-136-C214 S4

9122012-90 (Drinking Water)
Sample Date: 12/20/19

Analyte	Result	Notes	Units	Reporting Limit (MRL)	Detection Limit (LOD)	Dilution	Prepared	Analyzed	Analyst
TOTAL METALS ANALYSIS BY EPA 200.8 Prepared by 200.8-No Digestion Metals									
Copper	**79.2**		ug/L	1.00	1.00	1	12/23/19	12/24/19 16:23	VVD
Lead	ND		ug/L	1.00	1.00	1	12/23/19	12/24/19 16:23	VVD

The results in this report apply to the samples analyzed in accordance with the chain of custody document. This analytical report must be reproduced in its entirety.

Will Brewington, President

1500 Caton Center Dr Suite G
Baltimore MD 21227
410-247-7600
www.mdspectral.com
MD DW LabID 153

Project: ACPS-TC

Project Number: 47:1519-K
Project Manager: Michael Hamill

Reported:
12/27/19 11:20

TC-137-C215 S

9122012-91 (Drinking Water)
Sample Date: 12/20/19

Analyte	Result	Notes	Units	Reporting Limit (MRL)	Detection Limit (LOD)	Dilution	Prepared	Analyzed	Analyst
TOTAL METALS ANALYSIS BY EPA 200.8 Prepared by 200.8-No Digestion Metals									
Copper	**199**		ug/L	1.00	1.00	1	12/23/19	12/24/19 16:25	VVD
Lead	ND		ug/L	1.00	1.00	1	12/23/19	12/24/19 16:25	VVD



Will Brewington, President

The results in this report apply to the samples analyzed in accordance with the chain of custody document. This analytical report must be reproduced in its entirety.

1500 Caton Center Dr Suite G
Baltimore MD 21227
410-247-7600
www.mdspectral.com
MD DW LabID 153

Project: ACPS-TC

Project Number: 47:1519-K
Project Manager: Michael Hamill

Reported:
12/27/19 11:20

TC-138-C215 RS

9122012-92 (Drinking Water)
Sample Date: 12/20/19

Analyte	Result	Notes	Units	Reporting Limit (MRL)	Detection Limit (LOD)	Dilution	Prepared	Analyzed	Analyst
TOTAL METALS ANALYSIS BY EPA 200.8 Prepared by 200.8-No Digestion Metals									
Copper	**214**		ug/L	1.00	1.00	1	12/23/19	12/24/19 16:36	VVD
Lead	ND		ug/L	1.00	1.00	1	12/23/19	12/24/19 16:36	VVD



Will Brewington, President

The results in this report apply to the samples analyzed in accordance with the chain of custody document. This analytical report must be reproduced in its entirety.

1500 Caton Center Dr Suite G
Baltimore MD 21227
410-247-7600
www.mdspectral.com
MD DW LabID 153

Project: ACPS-TC

Project Number: 47:1519-K
Project Manager: Michael Hamill

Reported:
12/27/19 11:20

TC-139-Hall W by B229

9122012-93 (Drinking Water)
Sample Date: 12/20/19

Analyte	Result	Notes	Units	Reporting Limit (MRL)	Detection Limit (LOD)	Dilution	Prepared	Analyzed	Analyst
TOTAL METALS ANALYSIS BY EPA 200.8 Prepared by 200.8-No Digestion Metals									
Copper	**17.5**		ug/L	1.00	1.00	1	12/23/19	12/24/19 16:38	VVD
Lead	ND		ug/L	1.00	1.00	1	12/23/19	12/24/19 16:38	VVD

The results in this report apply to the samples analyzed in accordance with the chain of custody document. This analytical report must be reproduced in its entirety.

Will Brewington, President

1500 Caton Center Dr Suite G
Baltimore MD 21227
410-247-7600
www.mdspectral.com
MD DW LabID 153

Project: ACPS-TC

Project Number: 47:1519-K
Project Manager: Michael Hamill

Reported:
12/27/19 11:20

TC-140-Hall J by B229

9122012-94 (Drinking Water)
Sample Date: 12/20/19

Analyte	Result	Notes	Units	Reporting Limit (MRL)	Detection Limit (LOD)	Dilution	Prepared	Analyzed	Analyst
TOTAL METALS ANALYSIS BY EPA 200.8 Prepared by 200.8-No Digestion Metals									
Copper	**15.1**		ug/L	1.00	1.00	1	12/23/19	12/24/19 16:39	VVD
Lead	ND		ug/L	1.00	1.00	1	12/23/19	12/24/19 16:39	VVD

The results in this report apply to the samples analyzed in accordance with the chain of custody document. This analytical report must be reproduced in its entirety.

Will Brewington, President

1500 Caton Center Dr Suite G
Baltimore MD 21227
410-247-7600
www.mdspectral.com
MD DW LabID 153

Project: ACPS-TC

Project Number: 47:1519-K
Project Manager: Michael Hamill

Reported:
12/27/19 11:20

TOTAL METALS ANALYSIS BY EPA 200.8 - Quality Control

Analyte	Result	Notes	Reporting Limit	Units	Spike Level	Source Result	%REC	%REC Limits	RPD	RPD Limit
Batch B912408 - 200.2-Digested Metals										
Blank (B912408-BLK1)					Prepared: 12/24/19 Analyzed: 12/26/19					
Copper	ND		1.00	ug/L						
Lead	ND		1.00	ug/L						
LCS (B912408-BS1)					Prepared: 12/24/19 Analyzed: 12/26/19					
Copper	10.6		1.00	ug/L	10.0		106	80-120		
Lead	9.70		1.00	ug/L	10.0		97	80-120		
Duplicate (B912408-DUP1)		**Source: 9122012-15**			Prepared: 12/24/19 Analyzed: 12/26/19					
Copper	301		1.00	ug/L		307			2	20
Lead	8.29		1.00	ug/L		8.51			3	20
Matrix Spike (B912408-MS1)		**Source: 9122012-15**			Prepared: 12/24/19 Analyzed: 12/26/19					
Copper	304		1.00	ug/L	10.0	307	NR	80-120		
Lead	18.1		1.00	ug/L	10.0	8.51	96	80-120		
Batch B912409 - 200.8-No Digestion Metals										
Blank (B912409-BLK1)					Prepared & Analyzed: 12/23/19					
Copper	ND		1.00	ug/L						
Lead	ND		1.00	ug/L						
Blank (B912409-BLK2)					Prepared & Analyzed: 12/23/19					
Copper	ND		1.00	ug/L						
Lead	ND		1.00	ug/L						
Blank (B912409-BLK3)					Prepared & Analyzed: 12/23/19					
Copper	ND		1.00	ug/L						
Lead	ND		1.00	ug/L						



Will Brewington, President

The results in this report apply to the samples analyzed in accordance with the chain of custody document. This analytical report must be reproduced in its entirety.

1500 Caton Center Dr Suite G
Baltimore MD 21227
410-247-7600
www.mdspectral.com
MD DW LabID 153

Project: ACPS-TC

Project Number: 47:1519-K
Project Manager: Michael Hamill

Reported:
12/27/19 11:20

TOTAL METALS ANALYSIS BY EPA 200.8 - Quality Control

Analyte	Result	Notes	Reporting Limit	Units	Spike Level	Source Result	%REC	%REC Limits	RPD	RPD Limit
Batch B912409 - 200.8-No Digestion Metals										
Blank (B912409-BLK4)					Prepared & Analyzed: 12/23/19					
Copper	ND		1.00	ug/L						
Lead	ND		1.00	ug/L						
Blank (B912409-BLK5)					Prepared & Analyzed: 12/23/19					
Copper	ND		1.00	ug/L						
Lead	ND		1.00	ug/L						
Blank (B912409-BLK6)					Prepared & Analyzed: 12/23/19					
Copper	ND		1.00	ug/L						
Lead	ND		1.00	ug/L						
Blank (B912409-BLK7)					Prepared & Analyzed: 12/23/19					
Copper	ND		1.00	ug/L						
Lead	ND		1.00	ug/L						
Blank (B912409-BLK8)					Prepared: 12/23/19 Analyzed: 12/24/19					
Copper	ND		1.00	ug/L						
Lead	ND		1.00	ug/L						
Blank (B912409-BLK9)					Prepared: 12/23/19 Analyzed: 12/24/19					
Copper	ND		1.00	ug/L						
Lead	ND		1.00	ug/L						
Blank (B912409-BLKA)					Prepared: 12/23/19 Analyzed: 12/24/19					
Copper	ND		1.00	ug/L						
Lead	ND		1.00	ug/L						
LCS (B912409-BS1)					Prepared & Analyzed: 12/23/19					
Copper	9.71		1.00	ug/L	10.0		97	80-120		
Lead	9.08		1.00	ug/L	10.0		91	80-120		



Will Brewington, President

The results in this report apply to the samples analyzed in accordance with the chain of custody document. This analytical report must be reproduced in its entirety.

1500 Caton Center Dr Suite G
Baltimore MD 21227
410-247-7600
www.mdspectral.com
MD DW LabID 153

Project: ACPS-TC

Project Number: 47:1519-K
Project Manager: Michael Hamill

Reported:
12/27/19 11:20

TOTAL METALS ANALYSIS BY EPA 200.8 - Quality Control

Analyte	Result	Notes	Reporting Limit	Units	Spike Level	Source Result	%REC	%REC Limits	RPD	RPD Limit
Batch B912409 - 200.8-No Digestion Metals										
LCS (B912409-BS2)					Prepared & Analyzed: 12/23/19					
Copper	9.73		1.00	ug/L	10.0		97	80-120		
Lead	9.16		1.00	ug/L	10.0		92	80-120		
LCS (B912409-BS3)					Prepared & Analyzed: 12/23/19					
Copper	9.73		1.00	ug/L	10.0		97	80-120		
Lead	9.19		1.00	ug/L	10.0		92	80-120		
LCS (B912409-BS4)					Prepared & Analyzed: 12/23/19					
Copper	9.73		1.00	ug/L	10.0		97	80-120		
Lead	9.21		1.00	ug/L	10.0		92	80-120		
LCS (B912409-BS5)					Prepared & Analyzed: 12/23/19					
Copper	9.82		1.00	ug/L	10.0		98	80-120		
Lead	9.22		1.00	ug/L	10.0		92	80-120		
LCS (B912409-BS6)					Prepared & Analyzed: 12/23/19					
Copper	9.85		1.00	ug/L	10.0		99	80-120		
Lead	9.26		1.00	ug/L	10.0		93	80-120		
LCS (B912409-BS7)					Prepared & Analyzed: 12/23/19					
Copper	9.75		1.00	ug/L	10.0		98	80-120		
Lead	9.20		1.00	ug/L	10.0		92	80-120		
LCS (B912409-BS8)					Prepared: 12/23/19 Analyzed: 12/24/19					
Copper	9.07		1.00	ug/L	10.0		91	80-120		
Lead	9.15		1.00	ug/L	10.0		91	80-120		
LCS (B912409-BS9)					Prepared: 12/23/19 Analyzed: 12/24/19					
Copper	9.41		1.00	ug/L	10.0		94	80-120		
Lead	9.29		1.00	ug/L	10.0		93	80-120		



Will Brewington, President

The results in this report apply to the samples analyzed in accordance with the chain of custody document. This analytical report must be reproduced in its entirety.

1500 Caton Center Dr Suite G
Baltimore MD 21227
410-247-7600
www.mdspectral.com
MD DW LabID 153

Project: ACPS-TC

Project Number: 47:1519-K
Project Manager: Michael Hamill

Reported:
12/27/19 11:20

TOTAL METALS ANALYSIS BY EPA 200.8 - Quality Control

Analyte	Result	Notes	Reporting Limit	Units	Spike Level	Source Result	%REC	%REC Limits	RPD	RPD Limit
Batch B912409 - 200.8-No Digestion Metals										
LCS (B912409-BSA)					Prepared: 12/23/19 Analyzed: 12/24/19					
Copper	9.55		1.00	ug/L	10.0		95	80-120		
Lead	9.27		1.00	ug/L	10.0		93	80-120		
Duplicate (B912409-DUP1)		**Source: 9122012-01**			Prepared & Analyzed: 12/23/19					
Copper	37.1		1.00	ug/L		37.3			0.4	20
Lead	ND		1.00	ug/L		ND				20
Duplicate (B912409-DUP2)		**Source: 9122012-11**			Prepared & Analyzed: 12/23/19					
Copper	72.4		1.00	ug/L		72.0			0.6	20
Lead	ND		1.00	ug/L		ND				20
Duplicate (B912409-DUP3)		**Source: 9122012-21**			Prepared & Analyzed: 12/23/19					
Copper	35.4		1.00	ug/L		35.7			0.9	20
Lead	ND		1.00	ug/L		ND				20
Duplicate (B912409-DUP4)		**Source: 9122012-31**			Prepared & Analyzed: 12/23/19					
Copper	165		1.00	ug/L		164			0.7	20
Lead	ND		1.00	ug/L		ND				20
Duplicate (B912409-DUP5)		**Source: 9122012-41**			Prepared & Analyzed: 12/23/19					
Copper	24.6		1.00	ug/L		24.5			0.6	20
Lead	ND		1.00	ug/L		ND				20
Duplicate (B912409-DUP6)		**Source: 9122012-51**			Prepared & Analyzed: 12/23/19					
Copper	192		1.00	ug/L		192			0.3	20
Lead	ND		1.00	ug/L		ND				20
Duplicate (B912409-DUP7)		**Source: 9122012-61**			Prepared & Analyzed: 12/23/19					
Copper	47.6		1.00	ug/L		47.5			0.2	20
Lead	ND		1.00	ug/L		ND				20



Will Brewington, President

The results in this report apply to the samples analyzed in accordance with the chain of custody document. This analytical report must be reproduced in its entirety.

1500 Caton Center Dr Suite G
Baltimore MD 21227
410-247-7600
www.mdspectral.com
MD DW LabID 153

Project: ACPS-TC

Project Number: 47:1519-K
Project Manager: Michael Hamill

Reported:
12/27/19 11:20

TOTAL METALS ANALYSIS BY EPA 200.8 - Quality Control

Analyte	Result	Notes	Reporting Limit	Units	Spike Level	Source Result	%REC	%REC Limits	RPD	RPD Limit
Batch B912409 - 200.8-No Digestion Metals										
Duplicate (B912409-DUP8)		**Source: 9122012-71**			Prepared: 12/23/19 Analyzed: 12/24/19					
Copper	25.8		1.00	ug/L		26.8			4	20
Lead	ND		1.00	ug/L		ND				20
Duplicate (B912409-DUP9)		**Source: 9122012-81**			Prepared: 12/23/19 Analyzed: 12/24/19					
Copper	49.7		1.00	ug/L		49.6			0.1	20
Lead	5.09		1.00	ug/L		5.06			0.5	20
Duplicate (B912409-DUPA)		**Source: 9122012-91**			Prepared: 12/23/19 Analyzed: 12/24/19					
Copper	201		1.00	ug/L		199			0.8	20
Lead	ND		1.00	ug/L		ND				20
Matrix Spike (B912409-MS1)		**Source: 9122012-01**			Prepared & Analyzed: 12/23/19					
Copper	45.8		1.00	ug/L	10.0	37.3	85	80-120		
Lead	9.16		1.00	ug/L	10.0	ND	92	80-120		
Matrix Spike (B912409-MS2)		**Source: 9122012-11**			Prepared & Analyzed: 12/23/19					
Copper	80.3		1.00	ug/L	10.0	72.0	83	80-120		
Lead	9.13		1.00	ug/L	10.0	ND	91	80-120		
Matrix Spike (B912409-MS3)		**Source: 9122012-21**			Prepared & Analyzed: 12/23/19					
Copper	43.6	QM-4X	1.00	ug/L	10.0	35.7	79	80-120		
Lead	9.04		1.00	ug/L	10.0	ND	90	80-120		
Matrix Spike (B912409-MS4)		**Source: 9122012-31**			Prepared & Analyzed: 12/23/19					
Copper	172	QM-4X	1.00	ug/L	10.0	164	77	80-120		
Lead	9.28		1.00	ug/L	10.0	ND	93	80-120		
Matrix Spike (B912409-MS5)		**Source: 9122012-41**			Prepared & Analyzed: 12/23/19					
Copper	32.9		1.00	ug/L	10.0	24.5	84	80-120		
Lead	8.95		1.00	ug/L	10.0	ND	90	80-120		

The results in this report apply to the samples analyzed in accordance with the chain of custody document. This analytical report must be reproduced in its entirety.

Will Brewington, President

1500 Caton Center Dr Suite G
Baltimore MD 21227
410-247-7600
www.mdspectral.com
MD DW LabID 153

Project: ACPS-TC

Project Number: 47:1519-K
Project Manager: Michael Hamill

Reported:
12/27/19 11:20

TOTAL METALS ANALYSIS BY EPA 200.8 - Quality Control

Analyte	Result	Notes	Reporting Limit	Units	Spike Level	Source Result	%REC	%REC Limits	RPD	RPD Limit
Batch B912409 - 200.8-No Digestion Metals										
Matrix Spike (B912409-MS6)		**Source: 9122012-51**			Prepared & Analyzed: 12/23/19					
Copper	197	QM-4X	1.00	ug/L	10.0	192	47	80-120		
Lead	9.35		1.00	ug/L	10.0	ND	93	80-120		
Matrix Spike (B912409-MS7)		**Source: 9122012-61**			Prepared & Analyzed: 12/23/19					
Copper	55.6		1.00	ug/L	10.0	47.5	81	80-120		
Lead	9.15		1.00	ug/L	10.0	ND	92	80-120		
Matrix Spike (B912409-MS8)		**Source: 9122012-71**			Prepared: 12/23/19 Analyzed: 12/24/19					
Copper	33.8	QM-4X	1.00	ug/L	10.0	26.8	70	80-120		
Lead	9.27		1.00	ug/L	10.0	ND	93	80-120		
Matrix Spike (B912409-MS9)		**Source: 9122012-81**			Prepared: 12/23/19 Analyzed: 12/24/19					
Copper	57.5	QM-4X	1.00	ug/L	10.0	49.6	78	80-120		
Lead	14.7		1.00	ug/L	10.0	5.06	96	80-120		
Matrix Spike (B912409-MSA)		**Source: 9122012-91**			Prepared: 12/23/19 Analyzed: 12/24/19					
Copper	205	QM-4X	1.00	ug/L	10.0	199	59	80-120		
Lead	9.30		1.00	ug/L	10.0	ND	93	80-120		



Will Brewington, President

The results in this report apply to the samples analyzed in accordance with the chain of custody document. This analytical report must be reproduced in its entirety.

1500 Caton Center Dr Suite G
Baltimore MD 21227
410-247-7600
www.mdspectral.com
MD DW LabID 153

Project: ACPS-TC

Project Number: 47:1519-K
Project Manager: Michael Hamill

Reported:
12/27/19 11:20

Notes and Definitions

QM-4X	The spike recovery was outside of QC acceptance limits for the MS and/or MSD due to analyte concentration at 4 times or greater the spike concentration. The QC batch was accepted based on LCS and/or LCSD recoveries within the acceptance limits.
DET	Analyte DETECTED
ND	Analyte NOT DETECTED at or above the reporting limit
NR	Not Reported
dry	Sample results reported on a dry weight basis
RPD	Relative Percent Difference
%-Solids	Percent Solids is a supportive test and as such does not require accredidation

The results in this report apply to the samples analyzed in accordance with the chain of custody document. This analytical report must be reproduced in its entirety.

Will Brewington, President

CHAIN-OF-CUSTODY RECORD

Maryland Spectral Services, Inc.
1500 Caton Center Drive, Suite G
Baltimore, MD 21227
410-247-7600 • Fax 410-247-7602
labman@mdsspectral.com

ECS Mid-Atlantic, LLC	Project Manager: Michael Hamill
Project Name: ACPS Water Sampling	Project ID: 47:1519-K
Sampler(s): ACF/MPH	P.O. Number: 47:1519-K

Matrix Codes: NW (nonpotable water), PW (potable water)

Field Sample ID	Date	Time	Water	Soil	Other	No. of Containers	Lead (200.8DW-Pb)	Copper (200.8DW-Cu)	Preservative: 1+1 HCL, H_2SO_4, Methanol, $Na_2S_2O_3$, $NaHCO_3$	Field pH, Residual Chlorine, QC Request, Trip Blank, Field Blank	MSS Lab ID
TC-48-CafeBubL	12/20	4:23	X			1			HNO_3	pH:	9122012-01
TC-49-CafeBubR			X			1			HNO_3	pH:	-02
TC-50-1295FS			X			1			HNO_3	pH:	-03
TC-51-B1275		4:28	X			1			HNO_3	pH:	-04
TC-52-B1275			X			1			HNO_3	pH:	-05
TC-53-B1275			X			1			HNO_3	pH:	-06
TC-54-B1275			X			1			HNO_3	pH:	-07
TC-55-B1275			X			1			HNO_3	pH:	-08
TC-56-HallBubL		4:31	X			1			HNO_3	pH:	-09
TC-57-HallBubR			X			1			HNO_3	pH:	-10

Relinquished by: (Signature) ACF	Date/Time 12/20/19 8:00	Received by: (Signature)	Relinquished by: (Signature)
(Printed) [redacted] AnnaFrancesa		(Printed)	(Printed)
Relinquished by: (Signature)	Date/Time 12/20/19 1320	Received by Lab: (Signature)	Date/Time
(Printed)		(Printed) Samantha Adner	Received by: (Signature) (Printed)

Delivery Method:
- [x] Courier
- [ ] Client
- [ ] UPS
- [ ] FedEx
- [ ] USPS
- [ ] Other: ____

Special Instructions/QC Requirements & Comments:

Turn Around Time:
- [ ] Normal (7 day)
- [ ] 5 day
- [ ] 4 day
- [x] 3 day
- [ ] Rush (2 day)
- [ ] Next Day
- [ ] Other: ____
- [ ] Specific Due Date: ____

Lab Use:
Temp: 17 °C
- [x] Received on Ice
- [ ] Received same day
- [ ] Preservation Appropriate

Sample Disposal:
- [ ] Return to Client
- [ ] Disposal by lab
- [ ] Archive for ____ days

MSS-F001-03/13

CHAIN-OF-CUSTODY RECORD

Maryland Spectral Services, Inc.
1500 Caton Center Drive, Suite G
Baltimore, MD 21227
410-247-7600 • Fax 410-247-7602
labman@mdspectral.com

ECS Mid-Atlantic, LLC	Project Manager: Michael Hamill
Project Name: ACPS Water Sampling	Project ID: 47:1519-K
Sampler(s): ACF/MPH	P.O. Number: 47:1519-K

Matrix Codes: NW (nonpotable water), PW (potable water)

Field Sample ID	Date	Time	Water	Soil	Other	No. of Containers	Lead (200.8DW-Pb)	Copper (200.8DW-Cu)	Preservative: 1+1 HCL, H_2SO_4, Methanol, $Na_2S_2O_3$, $NaHCO_3$	Field pH, Residual Chlorine, QC Request, Trip Blank, Field Blank	MSS Lab ID
TC-58 - B110S	12/20	4:33	X			1			HNO_3	pH:	9122012-11
TC-59 - B110Bottle			X			1			HNO_3	pH:	-12
TC-60 - HallBottle		4:37	X			1			HNO_3	pH:	-13
TC-61 - HallBub			X			1			HNO_3	pH:	-14
TC-62 - B134S			X			1			HNO_3	pH:	-15
TC-63 - B134S			X			1			HNO_3	pH:	-16
TC-64 - 1315		4:41	X			1			HNO_3	pH:	-17
TC-65 - 1315			X			1			HNO_3	pH:	-18
TC-66 - 1315			X			1			HNO_3	pH:	-19
TC-67 - HallBubL	↓	4:45	X			1			HNO_3	pH:	-20

Relinquished by: (Signature)	Date/Time	Received by: (Signature)	Relinquished by: (Signature)	Date/Time	Received by: (Signature)
(Printed) [redacted] Anna Francios	12/20/19 8:00	(Printed)	(Printed)		(Printed)
Relinquished by: (Signature)	Date/Time	Received by Lab: (Signature)	Turn Around Time:	Lab Use:	
(Printed)	12/20/19 1320	(Printed) Samantha Johnson	☐ Normal (7 day) ☐ 5 day ☐ 4 day ☒ 3 day ☐ Rush (2 day) ☐ Next Day ☐ Other: ____ ☐ Specific Due Date: ____	Temp: 17 °C ☐ Received on Ice ☑ Received same day ☐ Preservation Appropriate	

Delivery Method:	Special Instructions/QC Requirements & Comments:	Sample Disposal:
☒ Courier ☐ Client ☐ UPS ☐ FedEx ☐ USPS ☐ Other: ____		☐ Return to Client ☐ Disposal by lab ☐ Archive for ____ days

MSS-F001-03/13

CHAIN-OF-CUSTODY RECORD

Maryland Spectral Services, Inc.
1500 Caton Center Drive, Suite G
Baltimore, MD 21227
410-247-7600 • Fax 410-247-7602
labman@mdspectral.com

ECS Mid-Atlantic, LLC	Project Manager: Michael Hamill
Project Name: ACPS Water Sampling	Project ID: 47:1519-K
Sampler(s): ACF/MPH	P.O. Number: 47:1519-K

Matrix Codes: NW (nonpotable water), PW (potable water)

Field Sample ID	Date	Time	Water	Soil	Other	No. of Containers	Lead (200.8DW-Pb)	Coppers (200.8DW-Cu)	Preservative: 1+1 HCL, H_2SO_4, Methanol, $Na_2S_2O_3$, $NaHCO_3$	Field pH, Residual Chlorine, QC Request, Trip Blank, Field Blank	MSS Lab ID
TC-68-HallBubM	12/20	4:45	X			1			HNO_3	pH:	9122012-21
TC-69-HallBubR	"		X			1			HNO_3	pH:	-22
TC-70-E1095			X			1			HNO_3	pH:	-23
TC-71-E1135		4:51	X			1			HNO_3	pH:	-24
TC-72-E1155			X			1			HNO_3	pH:	-25
TC-73-E115Bub			X			1			HNO_3	pH:	-26
TC-74-E1155			X			1			HNO_3	pH:	-27
TC-75-E1185			X			1			HNO_3	pH:	-28
TC-76-E1175			X			1			HNO_3	pH:	-29
TC-77-E117Bs	"	4:57	X			1			HNO_3	pH:	-30

Analysis Requested

Relinquished by: (Signature)	Date/Time	Received by: (Signature)	Relinquished by: (Signature)	Date/Time / Received by: (Signature)
(Printed) [redacted] Anna Francisco	12/20/19 8:00	(Printed)	(Printed)	(Printed)
Relinquished by: (Signature)	Date/Time	Received by Lab: (Signature)		
(Printed)	12/20/19 1320	(Printed) Samantha Adnan		

Turn Around Time:
- ☐ Normal (7 day)
- ☐ 5 day
- ☐ 4 day
- ☒ 3 day
- ☐ Rush (2 day)
- ☐ Next Day
- ☐ Other: _____
- ☐ Specific Due Date: _____

Lab Use:
Temp: 17 °C
- ☐ Received on Ice
- ☑ Received same day
- ☐ Preservation Appropriate

Sample Disposal:
- ☐ Return to Client
- ☐ Disposal by lab
- ☐ Archive for _____ days

Delivery Method:
- ☒ Courier
- ☐ Client
- ☐ UPS
- ☐ FedEx
- ☐ USPS
- ☐ Other: _____

Special Instructions/QC Requirements & Comments:

MSS-F001-03/13

CHAIN-OF-CUSTODY RECORD

Maryland Spectral Services, Inc.
1500 Caton Center Drive, Suite G
Baltimore, MD 21227
410-247-7600 • Fax 410-247-7602
labman@mdspectral.com

ECS Mid-Atlantic, LLC	Project Manager: Michael Harnill
Project Name: ACPS Water Sampling	Project ID: 47:1519-K
Sampler(s): ACF/MPH	P.O. Number: 47:1519-K

Matrix Codes: NW (nonpotable water), PW (potable water)

Field Sample ID	Date	Time	Water	Soil	Other	No. of Containers	Lead (200.8DW-Pb)	Copper (200.8DW-Cu)	Preservative: 1+1 HCL, H_2SO_4, Methanol, $Na_2S_2O_3$, $NaHCO_3$	Field pH, Residual Chlorine, QC Request, Trip Blank, Field Blank	MSS Lab ID
TC-78-E116S R	12/20	4:58	X			1			HNO_3	pH:	9122012-31
TC-79-E116S L			X			1			HNO_3	pH:	-32
TC-80-E121AS		5:01	X			1			HNO_3	pH:	-33
TC-81-HallBubL		5:03	X			1			HNO_3	pH:	-34
TC-82-HallBubR			X			1			HNO_3	pH:	-35
TC-83-E111S			X			1			HNO_3	pH:	-36
TC-84-E122D		5:06	X			1			HNO_3	pH:	-37
TC-85-BOP E123BubL			X			1			HNO_3	pH:	-38
TC-86-E123BubR			X			1			HNO_3	pH:	-39
TC-87-E124BubL	↓	5:08	X			1			HNO_3	pH:	-40

Relinquished by: (Signature) [signature]	Date/Time 12/20/19 8:00	Received by: (Signature)	Relinquished by: (Signature)	Date/Time	Received by: (Signature)
(Printed) [redacted] Anna Francisco		(Printed)	(Printed)		(Printed)
Relinquished by: (Signature)	Date/Time 12/20/19 1320	Received by Lab: (Signature) [signature]			
(Printed)		(Printed) Samantha Adan			

Turn Around Time:
- ☐ Normal (7 day)
- ☐ 5 day
- ☐ 4 day
- ☒ 3 day
- ☐ Rush (2 day)
- ☐ Next Day
- ☐ Other: _____
- ☐ Specific Due Date: _____

Lab Use:
Temp: 17 °C
- ☐ Received on Ice
- ☑ Received same day
- ☐ Preservation Appropriate

Delivery Method:
- ☒ Courier
- ☐ Client
- ☐ UPS
- ☐ FedEx
- ☐ USPS
- ☐ Other: _____

Special Instructions/QC Requirements & Comments:

Sample Disposal:
- ☐ Return to Client
- ☐ Disposal by lab
- ☐ Archive for _____ days

MSS-F001-03/13

CHAIN-OF-CUSTODY RECORD

Maryland Spectral Services, Inc.
1500 Caton Center Drive, Suite G
Baltimore, MD 21227
410-247-7600 • Fax 410-247-7602
labman@mdspectral.com

Matrix Codes: NW (nonpotable water)
PW (potable water)

ECS Mid-Atlantic, LLC	Project Manager: Michael Hamill
Project Name: ACPS Water Sampling	Project ID: 47:1519-K
Sampler(s): ACF/MPH	P.O. Number: 47:1519-K

Field Sample ID	Date	Time	Water	Soil	Other	No. of Containers	Lead (200.8DW-Pb)	Copper (200.8DW-Cu)	Preservative: 1+1 HCL, H_2SO_4, Methanol, $Na_2S_2O_3$, $NaHCO_3$	Field pH, Residual Chlorine, QC Request, Trip Blank, Field Blank	MSS Lab ID
TC-88-E124BubR	12/1/19	5:11	X			1			HNO_3	pH:	9122012-41
TC-89-E125SL			X			1			HNO_3	pH:	-42
TC-90-E125SM			X			1			HNO_3	pH:	-43
TC-91-E125SR			X			1			HNO_3	pH:	-44
TC-92-E125 BubL			X			1			HNO_3	pH:	-45
TC-93-E125BubR			X			1			HNO_3	pH:	-46
TC-94-E125S			X			1			HNO_3	pH:	-47
TC-95-E125S			X			1			HNO_3	pH:	-48
TC-96-E130SL		5:15	X			1			HNO_3	pH:	-49
TC-145-E130SM			X			1			HNO_3	pH:	-50

Relinquished by: (Signature)	Date/Time	Received by: (Signature)	Relinquished by: (Signature)	Date/Time	Received by: (Signature)
(Printed) Anna Francica	12/20/19 8:02	(Printed)	(Printed)		(Printed)
Relinquished by: (Signature)	Date/Time	Received by Lab: (Signature)			
(Printed)	12/20/19 1320	(Printed) Samantha Ahan			

Turn Around Time:
- ☐ Normal (7 day)
- ☐ 5 day
- ☐ 4 day
- ☒ 3 day
- ☐ Rush (2 day)
- ☐ Next Day
- ☐ Other: _____
- ☐ Specific Due Date: _____

Lab Use:
Temp: 17 °C
- ☐ Received on Ice
- ☑ Received same day
- ☐ Preservation Appropriate

Sample Disposal:
- ☐ Return to Client
- ☐ Disposal by lab
- ☐ Archive for _____ days

Delivery Method:
- ☒ Courier
- ☐ Client
- ☐ UPS
- ☐ FedEx
- ☐ USPS
- ☐ Other: _____

Special Instructions/QC Requirements & Comments:

MSS-F001-03/13

CHAIN-OF-CUSTODY RECORD

ECS Mid-Atlantic, LLC	Project Manager: Michael Hamill
Project Name: ACPS Water Sampling	Project ID: 47:1519-K
Sampler(s): ACF/MPH	P.O. Number: 47:1519-K

Maryland Spectral Services, Inc.
1500 Caton Center Drive, Suite G
Baltimore, MD 21227
410-247-7600 • Fax 410-247-7602
labman@mdspectral.com

Matrix Codes: NW (nonpotable water)
PW (potable water)

Field Sample ID	Date	Time	Water	Soil	Other	No. of Containers	Lead (200.8DW-Pb)	Coppers (200.8DW-Cu)	Preservative: 1+1 HCL, H_2SO_4, Methanol, $Na_2S_2O_3$, $NaHCO_3$	Field pH, Residual Chlorine, QC Request, Trip Blank, Field Blank	MSS Lab ID
TC-97 - A224FS			X			1			HNO_3	pH:	9122012-51
TC-98 - A218 TDS			X			1			HNO_3	pH:	-52
TC-99 A218 S1			X			1			HNO_3	pH:	-53
TC-100 A218 S2			X			1			HNO_3	pH:	-54
TC-101 A218 S3			X			1			HNO_3	pH:	-55
TC-102 A218 S4			X			1			HNO_3	pH:	-56
~~TC-102 A218 S5~~			X			1			HNO_3	pH:	-57
TC-103 A218 S6			X			1			HNO_3	pH:	-58 -57
TC-104 A218 S5			X			1			HNO_3	pH:	-59 -58
TC-105 A218 LS			X			1			HNO_3	pH:	-60 -59

Relinquished by: (Signature) CGB	Date/Time 12/20/19	Received by: (Signature)	Relinquished by: (Signature)	Date/Time
(Printed) ~~Anna Brownlee~~ Catey Bourne		(Printed)	(Printed)	Received by: (Signature) SJA 12/20/19
				(Printed)
Relinquished by: (Signature)	Date/Time 12/20/19 1320	Received by Lab: (Signature)	Turn Around Time:	Lab Use:
(Printed)		(Printed) Samantha Adrian	☐ Normal (7 day) ☐ 5 day ☐ 4 day ☒ 3 day ☐ Rush (2 day) ☐ Next Day ☐ Other: ____ ☐ Specific Due Date: ____	Temp: 17 °C ☐ Received on Ice ☑ Received same day ☐ Preservation Appropriate

Delivery Method: ☒ Courier ☐ Client ☐ UPS ☐ FedEx ☐ USPS ☐ Other: ____	Special Instructions/QC Requirements & Comments:	Sample Disposal: ☐ Return to Client ☐ Disposal by lab ☐ Archive for ____ days

MSS-F001-03/13

CHAIN-OF-CUSTODY RECORD

Maryland Spectral Services, Inc.
1500 Caton Center Drive, Suite G
Baltimore, MD 21227
410-247-7600 • Fax 410-247-7602
labman@mdspectral.com

ECS Mid-Atlantic, LLC	Project Manager: Michael Hamill
Project Name: ACPS Water Sampling	Project ID: 47:1519-K
Sampler(s): ACF/MPH	P.O. Number: 47:1519-K

Matrix Codes: NW (nonpotable water), PW (potable water)

Field Sample ID	Date	Time	Water	Soil	Other	No. of Containers	Lead (200.8DW-Pb)	Copper (200.8DW-Cu)	Preservative: 1+1 HCL, H_2SO_4, Methanol, $Na_2S_2O_3$, $NaHCO_3$	Field pH, Residual Chlorine, QC Request, Trip Blank, Field Blank	MSS Lab ID
TC-106-Hall 6 by A217			X			1			HNO_3	pH:	9122012-61 -60
TC-107-Hall 2 by A217			X			1			HNO_3	pH:	-62 -61
TC-108-A216TDS			X			1			HNO_3	pH:	-63 -62
TC-109-A21651			X			1			HNO_3	pH:	-64 -63
TC-110-A21652			X			1			HNO_3	pH:	-65 -64
TC-111-A21653			X			1			HNO_3	pH:	-66 -65
TC-112-A21654			X			1			HNO_3	pH:	-67 -66
TC-113-A21655			X			1			HNO_3	pH:	-68 -67
TC-114-A21656			X			1			HNO_3	pH:	-69 -68
TC-115 A215			X			1			HNO_3	pH:	-70 -69

Analysis Requested

Relinquished by: (Signature) CGB	Date/Time 12/20/19	Received by: (Signature)	Relinquished by: (Signature)	Date/Time	Received by: (Signature) STA 12/20/19
(Printed) Category Bourne		(Printed)	(Printed)		(Printed)
Relinquished by: (Signature)	Date/Time 12/20/19 1320	Received by Lab: (Signature)	Turn Around Time:	Lab Use:
(Printed)		(Printed) Samantha Adran	☐ Normal (7 day) ☐ 5 day ☐ 4 day ☒ 3 day ☐ Rush (2 day) ☐ Next Day ☐ Other: ____ ☐ Specific Due Date: ____	Temp: 17 °C ☐ Received on Ice ☐ Received same day ☐ Preservation Appropriate

Delivery Method:
- ☒ Courier
- ☐ Client
- ☐ UPS
- ☐ FedEx
- ☐ USPS
- ☐ Other: ____

Special Instructions/QC Requirements & Comments:

Sample Disposal:
- ☐ Return to Client
- ☐ Disposal by lab
- ☐ Archive for ____ days

MSS-F001-03/13

CHAIN-OF-CUSTODY RECORD

Maryland Spectral Services, Inc.
1500 Caton Center Drive, Suite G
Baltimore, MD 21227
410-247-7600 • Fax 410-247-7602
labman@mdspectral.com

ECS Mid-Atlantic, LLC	Project Manager: Michael Hamill
Project Name: ACPS Water Sampling	Project ID: 47:1519-K
Sampler(s): ACF/MPH	P.O. Number: 47:1519-K

Matrix Codes: NW (nonpotable water), PW (potable water)

Analysis Requested: Lead (200.8DW-Pb); Copper (200.8DW-Cu)

Field Sample ID	Date	Time	Water	Soil	Other	No. of Containers	Preservative: 1+1 HCL, H_2SO_4, Methanol, $Na_2S_2O_3$, $NaHCO_3$	Field pH, Residual Chlorine, QC Request, Trip Blank, Field Blank	MSS Lab ID
TC-116 A201RS			X			1	HNO_3	pH:	9122012-71 (-70)
TC-117 Hallway by A232			X			1	HNO_3	pH:	-72 (-71)
TC-118 hallway by A232			X			1	HNO_3	pH:	-73 (-72)
TC-119 C201s			X			1	HNO_3	pH:	-74 (-73)
TC-120 C201RS			X			1	HNO_3	pH:	-75 (-74)
			~~X~~			1	HNO_3	pH:	STA 12/20/12
			~~X~~			1	HNO_3	pH:	
			~~X~~			1	HNO_3	pH:	
			~~X~~			1	HNO_3	pH:	
			~~X~~			1	HNO_3	pH:	

Relinquished by: (Signature)	Date/Time	Received by: (Signature)	Relinquished by: (Signature)	Date/Time	Received by: (Signature)
CGB	12/20/19				
(Printed) ~~Amanda Reed~~ Carey Bourne		(Printed)	(Printed)		(Printed)
Relinquished by: (Signature)	Date/Time	Received by Lab: (Signature)			
	12/20/19 1320				
(Printed)		(Printed) Samantha Moran			

Turn Around Time:
- ☐ Normal (7 day)
- ☐ 5 day
- ☐ 4 day
- ☒ 3 day
- ☐ Rush (2 day)
- ☐ Next Day
- ☐ Other: _____
- ☐ Specific Due Date: _____

Lab Use:
Temp: 17 °C
- ☐ Received on Ice
- ☑ Received same day
- ☐ Preservation Appropriate

Delivery Method:
- ☒ Courier
- ☐ Client
- ☐ UPS
- ☐ FedEx
- ☐ USPS
- ☐ Other: _____

Special Instructions/QC Requirements & Comments:

Sample Disposal:
- ☐ Return to Client
- ☐ Disposal by lab
- ☐ Archive for _____ days

MSS-F001-03/13

CHAIN-OF-CUSTODY RECORD

Maryland Spectral Services, Inc.
1500 Caton Center Drive, Suite G
Baltimore, MD 21227
410-247-7600 • Fax 410-247-7602
labman@mdspectral.com

ECS Mid-Atlantic, LLC	Project Manager: Michael Hamill
Project Name: ACPS Water Sampling	Project ID: 47:1519-K
Sampler(s): ACF/MPH	P.O. Number: 47:1519-K

Matrix Codes: NW (nonpotable water), PW (potable water)

Field Sample ID	Date	Time	Water	Soil	Other	No. of Containers	Lead (200.8DW-Pb)	Copper (200.8DW-Cu)	Preservative: 1+1 HCL, H_2SO_4, Methanol, $Na_2S_2O_3$, $NaHCO_3$	Field pH, Residual Chlorine, QC Request, Trip Blank, Field Blank	MSS Lab ID
TC-121 - C20451			X			1			HNO_3	pH:	9122012-76 -75
TC-122 - C20452			X			1			HNO_3	pH:	-77 -76
TC-123 C20751			X			1			HNO_3	pH:	-78 -77
TC-124 C20752			X			1			HNO_3	pH:	-79 -78
TC-125-C21051			X			1			HNO_3	pH:	-80 -79
TC-126-C21052			X			1			HNO_3	pH:	-81 -80
TC-127-C21053			X			1			HNO_3	pH:	-82 -81
TC-128-C21054			X			1			HNO_3	pH:	-83 -82
TC-129 C21151			X			1			HNO_3	pH:	-84 -83
TC-130 C21152			X			1			HNO_3	pH:	-85 -84

Relinquished by: (Signature) CGB	Date/Time 12/20/19	Received by: (Signature)	Relinquished by: (Signature)	Date/Time	Received by: (Signature) STA 12/20/19
(Printed) Cates Bovine		(Printed)	(Printed)		(Printed)
Relinquished by: (Signature)	Date/Time 12/20/19 1320	Received by Lab: (Signature)	Turn Around Time:	Lab Use:	
(Printed)		(Printed) Samantha Khan	☐ Normal (7 day) ☐ 5 day ☐ 4 day ☒ 3 day ☐ Rush (2 day) ☐ Next Day ☐ Other: ____ ☐ Specific Due Date: ____	Temp: 17 °C ☐ Received on Ice ☑ Received same day ☐ Preservation Appropriate	

Delivery Method: ☒ Courier ☐ Client ☐ UPS ☐ FedEx ☐ USPS ☐ Other: ____	Special Instructions/QC Requirements & Comments:	Sample Disposal: ☐ Return to Client ☐ Disposal by lab ☐ Archive for ____ days

MSS-F001-03/13

CHAIN-OF-CUSTODY RECORD

Maryland Spectral Services, Inc.
1500 Caton Center Drive, Suite G
Baltimore, MD 21227
410-247-7600 • Fax 410-247-7602
labman@mdspectral.com

ECS Mid-Atlantic, LLC	Project Manager: Michael Hamill
Project Name: ACPS Water Sampling	Project ID: 47:1519-K
Sampler(s): ACF/MPH	P.O. Number: 47:1519-K

Matrix Codes: NW (nonpotable water), PW (potable water)

Field Sample ID	Date	Time	Water	Soil	Other	No. of Containers	Lead (200.8DW-Pb)	Copper (200.8DW-Cu)	Preservative: 1 + 1 HCL, H_2SO_4, Methanol, $Na_2S_2O_3$, $NaHCO_3$	Field pH, Residual Chlorine, QC Request, Trip Blank, Field Blank	MSS Lab ID
TC-131 C211S3			X			1			HNO_3	pH:	9122012-86
TC-132 C211S4			X			1			HNO_3	pH:	-87
TC-133 - C214S1			X			1			HNO_3	pH:	-88
TC-134 - C214S2			X			1			HNO_3	pH:	-89
TC-135 - C214S3			X			1			HNO_3	pH:	-90
TC-136 - C214S4			X			1			HNO_3	pH:	-91
TC-137 C215S			X			1			HNO_3	pH:	-92
TC-138 C215RS			X			1			HNO_3	pH:	-93
TC-139 ~~B229~~ hall J by B229			X			1			HNO_3	pH:	-94
TC-140 hall J by B229			X			1			HNO_3	pH:	-95

-85 -86 -87 -88 -89 -90 -91 -92 -93 -94

Analysis Requested

Relinquished by: (Signature)	Date/Time	Received by: (Signature)	Relinquished by: (Signature)	Date/Time	Received by: (Signature)
(Printed) Cathy Bourne	12/20/19	(Printed)	(Printed)		(Printed) STA 12/20/19
Relinquished by: (Signature)	Date/Time	Received by Lab: (Signature)			
(Printed)	12/20/19 1320	(Printed) Samantha Adrian			

Turn Around Time:
- ☐ Normal (7 day)
- ☐ 5 day
- ☐ 4 day
- ☒ 3 day
- ☐ Rush (2 day)
- ☐ Next Day
- ☐ Other: _____
- ☐ Specific Due Date: _____

Lab Use:
Temp: 17 °C
- ☐ Received on Ice
- ☑ Received same day
- ☐ Preservation Appropriate

Sample Disposal:
- ☐ Return to Client
- ☐ Disposal by lab
- ☐ Archive for _____ days

Delivery Method:
- ☒ Courier
- ☐ Client
- ☐ UPS
- ☐ FedEx
- ☐ USPS
- ☐ Other: _____

Special Instructions/QC Requirements & Comments:

MSS-F001-03/13

Maryland spectral Services

Analytical Chemistry Services

1500 Caton Center Dr Suite G
Baltimore MD 21227
410-247-7600
www.mdspectral.com
MD DW LabID 153

26 December 2019

Michael Hamill
ECS-Chantilly
14026 Thunderbolt Place, Suite 100
Chantilly, VA 20151
RE: ACPS-TC

Enclosed are the results of analyses for samples received by the laboratory on 12/20/19 13:20.

Please visit our website at www.mdspectral.com for a complete listing of our accreditations.

If you have any questions concerning this report, please feel free to contact me.

Sincerely,



Cory Koons
Laboratory Manager

1500 Caton Center Dr Suite G
Baltimore MD 21227
410-247-7600
www.mdspectral.com
MD DW LabID 153

Project: ACPS-TC

Project Number: 47:1519-K
Project Manager: Michael Hamill

Reported:
12/26/19 15:34

Client Sample ID	Alternate Sample ID	Laboratory ID	Matrix	Date Sampled	Date Received
TC-230-C309 S		9122015-01	Drinking Water	12/20/19 00:00	12/20/19 13:20
TC-231-C309 S		9122015-02	Drinking Water	12/20/19 00:00	12/20/19 13:20
TC-232-C309 S		9122015-03	Drinking Water	12/20/19 00:00	12/20/19 13:20
TC-233-C309 S		9122015-04	Drinking Water	12/20/19 00:00	12/20/19 13:20
TC-234-A325 TDS		9122015-05	Drinking Water	12/20/19 00:00	12/20/19 13:20
TC-235A325 L S		9122015-06	Drinking Water	12/20/19 00:00	12/20/19 13:20
TC-236-Hallway by A332		9122015-07	Drinking Water	12/20/19 00:00	12/20/19 13:20
TC-237-Hallway by A332		9122015-08	Drinking Water	12/20/19 00:00	12/20/19 13:20
TC-238-A330 TDS		9122015-09	Drinking Water	12/20/19 00:00	12/20/19 13:20
TC-239-A327 TDS		9122015-10	Drinking Water	12/20/19 00:00	12/20/19 13:20
TC-241-A318 S		9122015-11	Drinking Water	12/20/19 00:00	12/20/19 13:20
TC-242-A318 TDS		9122015-12	Drinking Water	12/20/19 00:00	12/20/19 13:20
TC-243-A317 S1		9122015-13	Drinking Water	12/20/19 00:00	12/20/19 13:20
TC-244-A317 S2		9122015-14	Drinking Water	12/20/19 00:00	12/20/19 13:20
TC-245-A317 S3		9122015-15	Drinking Water	12/20/19 00:00	12/20/19 13:20
TC-246-A317 S4		9122015-16	Drinking Water	12/20/19 00:00	12/20/19 13:20
TC-247-A317 S5		9122015-17	Drinking Water	12/20/19 00:00	12/20/19 13:20
TC-248-A317 S6		9122015-18	Drinking Water	12/20/19 00:00	12/20/19 13:20
TC-249-A317 LS		9122015-19	Drinking Water	12/20/19 00:00	12/20/19 13:20
TC-250-Hall W U by A317		9122015-20	Drinking Water	12/20/19 00:00	12/20/19 13:20
TC-251-Hall W L by A317		9122015-21	Drinking Water	12/20/19 00:00	12/20/19 13:20
TC-252-A313 TDS		9122015-22	Drinking Water	12/20/19 00:00	12/20/19 13:20
TC-253-A313 S1		9122015-23	Drinking Water	12/20/19 00:00	12/20/19 13:20
TC-254-A313 S2		9122015-24	Drinking Water	12/20/19 00:00	12/20/19 13:20
TC-255-A313 S3		9122015-25	Drinking Water	12/20/19 00:00	12/20/19 13:20



Cory Koons, Laboratory Manager

The results in this report apply to the samples analyzed in accordance with the chain of custody document. This analytical report must be reproduced in its entirety.

1500 Caton Center Dr Suite G
Baltimore MD 21227
410-247-7600
www.mdspectral.com
MD DW LabID 153

Project: ACPS-TC

Project Number: 47:1519-K
Project Manager: Michael Hamill

Reported:
12/26/19 15:34

Client Sample ID	Alternate Sample ID	Laboratory ID	Matrix	Date Sampled	Date Received
TC-256-A313 S4		9122015-26	Drinking Water	12/20/19 00:00	12/20/19 13:20
TC-257-A313 S5		9122015-27	Drinking Water	12/20/19 00:00	12/20/19 13:20
TC-258-A313 S6		9122015-28	Drinking Water	12/20/19 00:00	12/20/19 13:20
TC-259-A301 S		9122015-29	Drinking Water	12/20/19 00:00	12/20/19 13:20
TC-240-A 301 RS		9122015-30	Drinking Water	12/20/19 00:00	12/20/19 13:20



Cory Koons, Laboratory Manager

The results in this report apply to the samples analyzed in accordance with the chain of custody document. This analytical report must be reproduced in its entirety.

1500 Caton Center Dr Suite G
Baltimore MD 21227
410-247-7600
www.mdspectral.com
MD DW LabID 153

Project: ACPS-TC

Project Number: 47:1519-K
Project Manager: Michael Hamill

Reported:
12/26/19 15:34

TC-230-C309 S

9122015-01 (Drinking Water)
Sample Date: 12/20/19

Analyte	Result	Notes	Units	Reporting Limit (MRL)	Detection Limit (LOD)	Dilution	Prepared	Analyzed	Analyst
TOTAL METALS ANALYSIS BY EPA 200.8 Prepared by 200.8-No Digestion Metals									
Copper	**515**		ug/L	1.00	1.00	1	12/24/19	12/24/19 13:28	VVD
Lead	**1.01**		ug/L	1.00	1.00	1	12/24/19	12/24/19 13:28	VVD

Cory Koons, Laboratory Manager

The results in this report apply to the samples analyzed in accordance with the chain of custody document. This analytical report must be reproduced in its entirety.

1500 Caton Center Dr Suite G
Baltimore MD 21227
410-247-7600
www.mdspectral.com
MD DW LabID 153

Project: ACPS-TC

Project Number: 47:1519-K
Project Manager: Michael Hamill

Reported:
12/26/19 15:34

TC-231-C309 S

9122015-02 (Drinking Water)
Sample Date: 12/20/19

Analyte	Result	Notes	Units	Reporting Limit (MRL)	Detection Limit (LOD)	Dilution	Prepared	Analyzed	Analyst
TOTAL METALS ANALYSIS BY EPA 200.8 Prepared by 200.8-No Digestion Metals									
Copper	**43.4**		ug/L	1.00	1.00	1	12/24/19	12/24/19 13:30	VVD
Lead	**1.09**		ug/L	1.00	1.00	1	12/24/19	12/24/19 13:30	VVD



Cory Koons, Laboratory Manager

The results in this report apply to the samples analyzed in accordance with the chain of custody document. This analytical report must be reproduced in its entirety.

1500 Caton Center Dr Suite G
Baltimore MD 21227
410-247-7600
www.mdspectral.com
MD DW LabID 153

Project: ACPS-TC

Project Number: 47:1519-K
Project Manager: Michael Hamill

Reported:
12/26/19 15:34

TC-232-C309 S

9122015-03 (Drinking Water)
Sample Date: 12/20/19

Analyte	Result	Notes	Units	Reporting Limit (MRL)	Detection Limit (LOD)	Dilution	Prepared	Analyzed	Analyst
TOTAL METALS ANALYSIS BY EPA 200.8 Prepared by 200.8-No Digestion Metals									
Copper	**93.8**		ug/L	1.00	1.00	1	12/24/19	12/24/19 13:32	VVD
Lead	ND		ug/L	1.00	1.00	1	12/24/19	12/24/19 13:32	VVD



Cory Koons, Laboratory Manager

The results in this report apply to the samples analyzed in accordance with the chain of custody document. This analytical report must be reproduced in its entirety.

1500 Caton Center Dr Suite G
Baltimore MD 21227
410-247-7600
www.mdspectral.com
MD DW LabID 153

Project: ACPS-TC

Project Number: 47:1519-K
Project Manager: Michael Hamill

Reported:
12/26/19 15:34

TC-233-C309 S

9122015-04 (Drinking Water)
Sample Date: 12/20/19

Analyte	Result	Notes	Units	Reporting Limit (MRL)	Detection Limit (LOD)	Dilution	Prepared	Analyzed	Analyst
TOTAL METALS ANALYSIS BY EPA 200.8 Prepared by 200.8-No Digestion Metals									
Copper	**226**		ug/L	1.00	1.00	1	12/24/19	12/24/19 13:33	VVD
Lead	**1.92**		ug/L	1.00	1.00	1	12/24/19	12/24/19 13:33	VVD

Cory Koons, Laboratory Manager

The results in this report apply to the samples analyzed in accordance with the chain of custody document. This analytical report must be reproduced in its entirety.

1500 Caton Center Dr Suite G
Baltimore MD 21227
410-247-7600
www.mdspectral.com
MD DW LabID 153

Project: ACPS-TC

Project Number: 47:1519-K
Project Manager: Michael Hamill

Reported:
12/26/19 15:34

TC-234-A325 TDS

9122015-05 (Drinking Water)
Sample Date: 12/20/19

Analyte	Result	Notes	Units	Reporting Limit (MRL)	Detection Limit (LOD)	Dilution	Prepared	Analyzed	Analyst
TOTAL METALS ANALYSIS BY EPA 200.8 Prepared by 200.8-No Digestion Metals									
Copper	**110**		ug/L	1.00	1.00	1	12/24/19	12/24/19 13:35	VVD
Lead	**1.19**		ug/L	1.00	1.00	1	12/24/19	12/24/19 13:35	VVD

Cory Koons, Laboratory Manager

The results in this report apply to the samples analyzed in accordance with the chain of custody document. This analytical report must be reproduced in its entirety.

1500 Caton Center Dr Suite G
Baltimore MD 21227
410-247-7600
www.mdspectral.com
MD DW LabID 153

Project: ACPS-TC

Project Number: 47:1519-K
Project Manager: Michael Hamill

Reported:
12/26/19 15:34

TC-235A325 L S

9122015-06 (Drinking Water)
Sample Date: 12/20/19

Analyte	Result	Notes	Units	Reporting Limit (MRL)	Detection Limit (LOD)	Dilution	Prepared	Analyzed	Analyst
TOTAL METALS ANALYSIS BY EPA 200.8 Prepared by 200.8-No Digestion Metals									
Copper	**165**		ug/L	1.00	1.00	1	12/24/19	12/24/19 13:37	VVD
Lead	ND		ug/L	1.00	1.00	1	12/24/19	12/24/19 13:37	VVD



Cory Koons, Laboratory Manager

The results in this report apply to the samples analyzed in accordance with the chain of custody document. This analytical report must be reproduced in its entirety.

1500 Caton Center Dr Suite G
Baltimore MD 21227
410-247-7600
www.mdspectral.com
MD DW LabID 153

Project: ACPS-TC

Project Number: 47:1519-K
Project Manager: Michael Hamill

Reported:
12/26/19 15:34

TC-236-Hallway by A332

9122015-07 (Drinking Water)
Sample Date: 12/20/19

Analyte	Result	Notes	Units	Reporting Limit (MRL)	Detection Limit (LOD)	Dilution	Prepared	Analyzed	Analyst
TOTAL METALS ANALYSIS BY EPA 200.8 Prepared by 200.8-No Digestion Metals									
Copper	**31.4**		ug/L	1.00	1.00	1	12/24/19	12/24/19 13:41	VVD
Lead	ND		ug/L	1.00	1.00	1	12/24/19	12/24/19 13:41	VVD



Cory Koons, Laboratory Manager

The results in this report apply to the samples analyzed in accordance with the chain of custody document. This analytical report must be reproduced in its entirety.

1500 Caton Center Dr Suite G
Baltimore MD 21227
410-247-7600
www.mdspectral.com
MD DW LabID 153

Project: ACPS-TC

Project Number: 47:1519-K
Project Manager: Michael Hamill

Reported:
12/26/19 15:34

TC-237-Hallway by A332

9122015-08 (Drinking Water)
Sample Date: 12/20/19

Analyte	Result	Notes	Units	Reporting Limit (MRL)	Detection Limit (LOD)	Dilution	Prepared	Analyzed	Analyst
TOTAL METALS ANALYSIS BY EPA 200.8 Prepared by 200.8-No Digestion Metals									
Copper	**29.5**		ug/L	1.00	1.00	1	12/24/19	12/24/19 13:43	VVD
Lead	ND		ug/L	1.00	1.00	1	12/24/19	12/24/19 13:43	VVD



Cory Koons, Laboratory Manager

The results in this report apply to the samples analyzed in accordance with the chain of custody document. This analytical report must be reproduced in its entirety.

1500 Caton Center Dr Suite G
Baltimore MD 21227
410-247-7600
www.mdspectral.com
MD DW LabID 153

Project: ACPS-TC

Project Number: 47:1519-K
Project Manager: Michael Hamill

Reported:
12/26/19 15:34

TC-238-A330 TDS

9122015-09 (Drinking Water)
Sample Date: 12/20/19

Analyte	Result	Notes	Units	Reporting Limit (MRL)	Detection Limit (LOD)	Dilution	Prepared	Analyzed	Analyst
TOTAL METALS ANALYSIS BY EPA 200.8 Prepared by 200.8-No Digestion Metals									
Copper	**80.0**		ug/L	1.00	1.00	1	12/24/19	12/24/19 13:45	VVD
Lead	ND		ug/L	1.00	1.00	1	12/24/19	12/24/19 13:45	VVD



Cory Koons, Laboratory Manager

The results in this report apply to the samples analyzed in accordance with the chain of custody document. This analytical report must be reproduced in its entirety.

1500 Caton Center Dr Suite G
Baltimore MD 21227
410-247-7600
www.mdspectral.com
MD DW LabID 153

Project: ACPS-TC

Project Number: 47:1519-K
Project Manager: Michael Hamill

Reported:
12/26/19 15:34

TC-239-A327 TDS

9122015-10 (Drinking Water)
Sample Date: 12/20/19

Analyte	Result	Notes	Units	Reporting Limit (MRL)	Detection Limit (LOD)	Dilution	Prepared	Analyzed	Analyst
TOTAL METALS ANALYSIS BY EPA 200.8 Prepared by 200.8-No Digestion Metals									
Copper	**34.1**		ug/L	1.00	1.00	1	12/24/19	12/24/19 13:46	VVD
Lead	ND		ug/L	1.00	1.00	1	12/24/19	12/24/19 13:46	VVD



Cory Koons, Laboratory Manager

The results in this report apply to the samples analyzed in accordance with the chain of custody document. This analytical report must be reproduced in its entirety.

1500 Caton Center Dr Suite G
Baltimore MD 21227
410-247-7600
www.mdspectral.com
MD DW LabID 153

Project: ACPS-TC

Project Number: 47:1519-K
Project Manager: Michael Hamill

Reported:
12/26/19 15:34

TC-241-A318 S

9122015-11 (Drinking Water)
Sample Date: 12/20/19

Analyte	Result	Notes	Units	Reporting Limit (MRL)	Detection Limit (LOD)	Dilution	Prepared	Analyzed	Analyst
TOTAL METALS ANALYSIS BY EPA 200.8 Prepared by 200.8-No Digestion Metals									
Copper	**339**		ug/L	1.00	1.00	1	12/24/19	12/24/19 13:55	VVD
Lead	ND		ug/L	1.00	1.00	1	12/24/19	12/24/19 13:55	VVD



Cory Koons, Laboratory Manager

The results in this report apply to the samples analyzed in accordance with the chain of custody document. This analytical report must be reproduced in its entirety.

1500 Caton Center Dr Suite G
Baltimore MD 21227
410-247-7600
www.mdspectral.com
MD DW LabID 153

Project: ACPS-TC

Project Number: 47:1519-K
Project Manager: Michael Hamill

Reported:
12/26/19 15:34

TC-242-A318 TDS

9122015-12 (Drinking Water)
Sample Date: 12/20/19

Analyte	Result	Notes	Units	Reporting Limit (MRL)	Detection Limit (LOD)	Dilution	Prepared	Analyzed	Analyst
TOTAL METALS ANALYSIS BY EPA 200.8 Prepared by 200.8-No Digestion Metals									
Copper	**290**		ug/L	1.00	1.00	1	12/24/19	12/24/19 13:56	VVD
Lead	**3.06**		ug/L	1.00	1.00	1	12/24/19	12/24/19 13:56	VVD

Cory Koons, Laboratory Manager

The results in this report apply to the samples analyzed in accordance with the chain of custody document. This analytical report must be reproduced in its entirety.

1500 Caton Center Dr Suite G
Baltimore MD 21227
410-247-7600
www.mdspectral.com
MD DW LabID 153

Project: ACPS-TC

Project Number: 47:1519-K
Project Manager: Michael Hamill

Reported:
12/26/19 15:34

TC-243-A317 S1

9122015-13 (Drinking Water)
Sample Date: 12/20/19

Analyte	Result	Notes	Units	Reporting Limit (MRL)	Detection Limit (LOD)	Dilution	Prepared	Analyzed	Analyst
TOTAL METALS ANALYSIS BY EPA 200.8 Prepared by 200.8-No Digestion Metals									
Copper	**59.2**		ug/L	1.00	1.00	1	12/24/19	12/24/19 14:01	VVD
Lead	**2.83**		ug/L	1.00	1.00	1	12/24/19	12/24/19 14:01	VVD

Cory Koons, Laboratory Manager

The results in this report apply to the samples analyzed in accordance with the chain of custody document. This analytical report must be reproduced in its entirety.

1500 Caton Center Dr Suite G
Baltimore MD 21227
410-247-7600
www.mdspectral.com
MD DW LabID 153

Project: ACPS-TC

Project Number: 47:1519-K
Project Manager: Michael Hamill

Reported:
12/26/19 15:34

TC-244-A317 S2

9122015-14 (Drinking Water)
Sample Date: 12/20/19

Analyte	Result	Notes	Units	Reporting Limit (MRL)	Detection Limit (LOD)	Dilution	Prepared	Analyzed	Analyst
TOTAL METALS ANALYSIS BY EPA 200.8 Prepared by 200.8-No Digestion Metals									
Copper	**79.6**		ug/L	1.00	1.00	1	12/24/19	12/24/19 14:03	VVD
Lead	**5.28**		ug/L	1.00	1.00	1	12/24/19	12/24/19 14:03	VVD



Cory Koons, Laboratory Manager

The results in this report apply to the samples analyzed in accordance with the chain of custody document. This analytical report must be reproduced in its entirety.

1500 Caton Center Dr Suite G
Baltimore MD 21227
410-247-7600
www.mdspectral.com
MD DW LabID 153

Project: ACPS-TC

Project Number: 47:1519-K
Project Manager: Michael Hamill

Reported:
12/26/19 15:34

TC-245-A317 S3

9122015-15 (Drinking Water)
Sample Date: 12/20/19

Analyte	Result	Notes	Units	Reporting Limit (MRL)	Detection Limit (LOD)	Dilution	Prepared	Analyzed	Analyst
TOTAL METALS ANALYSIS BY EPA 200.8 Prepared by 200.8-No Digestion Metals									
Copper	**58.4**		ug/L	1.00	1.00	1	12/24/19	12/24/19 14:04	VVD
Lead	**3.67**		ug/L	1.00	1.00	1	12/24/19	12/24/19 14:04	VVD

Cory Koons, Laboratory Manager

The results in this report apply to the samples analyzed in accordance with the chain of custody document. This analytical report must be reproduced in its entirety.

1500 Caton Center Dr Suite G
Baltimore MD 21227
410-247-7600
www.mdspectral.com
MD DW LabID 153

Project: ACPS-TC

Project Number: 47:1519-K
Project Manager: Michael Hamill

Reported:
12/26/19 15:34

TC-246-A317 S4

9122015-16 (Drinking Water)
Sample Date: 12/20/19

Analyte	Result	Notes	Units	Reporting Limit (MRL)	Detection Limit (LOD)	Dilution	Prepared	Analyzed	Analyst
TOTAL METALS ANALYSIS BY EPA 200.8 Prepared by 200.8-No Digestion Metals									
Copper	**61.9**		ug/L	1.00	1.00	1	12/24/19	12/24/19 14:06	VVD
Lead	**3.24**		ug/L	1.00	1.00	1	12/24/19	12/24/19 14:06	VVD

Cory Koons, Laboratory Manager

The results in this report apply to the samples analyzed in accordance with the chain of custody document. This analytical report must be reproduced in its entirety.

1500 Caton Center Dr Suite G
Baltimore MD 21227
410-247-7600
www.mdspectral.com
MD DW LabID 153

Project: ACPS-TC

Project Number: 47:1519-K
Project Manager: Michael Hamill

Reported:
12/26/19 15:34

TC-247-A317 S5

9122015-17 (Drinking Water)
Sample Date: 12/20/19

Analyte	Result	Notes	Units	Reporting Limit (MRL)	Detection Limit (LOD)	Dilution	Prepared	Analyzed	Analyst
TOTAL METALS ANALYSIS BY EPA 200.8 Prepared by 200.8-No Digestion Metals									
Copper	**80.7**		ug/L	1.00	1.00	1	12/24/19	12/24/19 14:08	VVD
Lead	**4.41**		ug/L	1.00	1.00	1	12/24/19	12/24/19 14:08	VVD

Cory Koons, Laboratory Manager

The results in this report apply to the samples analyzed in accordance with the chain of custody document. This analytical report must be reproduced in its entirety.

1500 Caton Center Dr Suite G
Baltimore MD 21227
410-247-7600
www.mdspectral.com
MD DW LabID 153

Project: ACPS-TC

Project Number: 47:1519-K
Project Manager: Michael Hamill

Reported:
12/26/19 15:34

TC-248-A317 S6

9122015-18 (Drinking Water)
Sample Date: 12/20/19

Analyte	Result	Notes	Units	Reporting Limit (MRL)	Detection Limit (LOD)	Dilution	Prepared	Analyzed	Analyst
TOTAL METALS ANALYSIS BY EPA 200.8 Prepared by 200.8-No Digestion Metals									
Copper	**143**		ug/L	1.00	1.00	1	12/24/19	12/24/19 14:09	VVD
Lead	**6.41**		ug/L	1.00	1.00	1	12/24/19	12/24/19 14:09	VVD

Cory Koons, Laboratory Manager

The results in this report apply to the samples analyzed in accordance with the chain of custody document. This analytical report must be reproduced in its entirety.

1500 Caton Center Dr Suite G
Baltimore MD 21227
410-247-7600
www.mdspectral.com
MD DW LabID 153

Project: ACPS-TC

Project Number: 47:1519-K
Project Manager: Michael Hamill

Reported:
12/26/19 15:34

TC-249-A317 LS

9122015-19 (Drinking Water)
Sample Date: 12/20/19

Analyte	Result	Notes	Units	Reporting Limit (MRL)	Detection Limit (LOD)	Dilution	Prepared	Analyzed	Analyst
TOTAL METALS ANALYSIS BY EPA 200.8 Prepared by 200.8-No Digestion Metals									
Copper	**135**		ug/L	1.00	1.00	1	12/24/19	12/24/19 14:11	VVD
Lead	**2.34**		ug/L	1.00	1.00	1	12/24/19	12/24/19 14:11	VVD

Cory Koons, Laboratory Manager

The results in this report apply to the samples analyzed in accordance with the chain of custody document. This analytical report must be reproduced in its entirety.

1500 Caton Center Dr Suite G
Baltimore MD 21227
410-247-7600
www.mdspectral.com
MD DW LabID 153

Project: ACPS-TC

Project Number: 47:1519-K
Project Manager: Michael Hamill

Reported:
12/26/19 15:34

TC-250-Hall W U by A317

9122015-20 (Drinking Water)
Sample Date: 12/20/19

Analyte	Result	Notes	Units	Reporting Limit (MRL)	Detection Limit (LOD)	Dilution	Prepared	Analyzed	Analyst
TOTAL METALS ANALYSIS BY EPA 200.8 Prepared by 200.8-No Digestion Metals									
Copper	**47.1**		ug/L	1.00	1.00	1	12/24/19	12/24/19 14:13	VVD
Lead	ND		ug/L	1.00	1.00	1	12/24/19	12/24/19 14:13	VVD

Cory Koons, Laboratory Manager

The results in this report apply to the samples analyzed in accordance with the chain of custody document. This analytical report must be reproduced in its entirety.

1500 Caton Center Dr Suite G
Baltimore MD 21227
410-247-7600
www.mdspectral.com
MD DW LabID 153

Project: ACPS-TC

Project Number: 47:1519-K
Project Manager: Michael Hamill

Reported:
12/26/19 15:34

TC-251-Hall W L by A317

9122015-21 (Drinking Water)
Sample Date: 12/20/19

Analyte	Result	Notes	Units	Reporting Limit (MRL)	Detection Limit (LOD)	Dilution	Prepared	Analyzed	Analyst
TOTAL METALS ANALYSIS BY EPA 200.8 Prepared by 200.8-No Digestion Metals									
Copper	**50.1**		ug/L	1.00	1.00	1	12/24/19	12/24/19 14:24	VVD
Lead	ND		ug/L	1.00	1.00	1	12/24/19	12/24/19 14:24	VVD

Cory Koons, Laboratory Manager

The results in this report apply to the samples analyzed in accordance with the chain of custody document. This analytical report must be reproduced in its entirety.

1500 Caton Center Dr Suite G
Baltimore MD 21227
410-247-7600
www.mdspectral.com
MD DW LabID 153

Project: ACPS-TC

Project Number: 47:1519-K
Project Manager: Michael Hamill

Reported:
12/26/19 15:34

TC-252-A313 TDS

9122015-22 (Drinking Water)
Sample Date: 12/20/19

Analyte	Result	Notes	Units	Reporting Limit (MRL)	Detection Limit (LOD)	Dilution	Prepared	Analyzed	Analyst
TOTAL METALS ANALYSIS BY EPA 200.8 Prepared by 200.8-No Digestion Metals									
Copper	**61.1**		ug/L	1.00	1.00	1	12/24/19	12/24/19 14:26	VVD
Lead	ND		ug/L	1.00	1.00	1	12/24/19	12/24/19 14:26	VVD



Cory Koons, Laboratory Manager

The results in this report apply to the samples analyzed in accordance with the chain of custody document. This analytical report must be reproduced in its entirety.

1500 Caton Center Dr Suite G
Baltimore MD 21227
410-247-7600
www.mdspectral.com
MD DW LabID 153

Project: ACPS-TC

Project Number: 47:1519-K
Project Manager: Michael Hamill

Reported:
12/26/19 15:34

TC-253-A313 S1

9122015-23 (Drinking Water)
Sample Date: 12/20/19

Analyte	Result	Notes	Units	Reporting Limit (MRL)	Detection Limit (LOD)	Dilution	Prepared	Analyzed	Analyst
TOTAL METALS ANALYSIS BY EPA 200.8 Prepared by 200.8-No Digestion Metals									
Copper	**59.7**		ug/L	1.00	1.00	1	12/24/19	12/24/19 14:27	VVD
Lead	ND		ug/L	1.00	1.00	1	12/24/19	12/24/19 14:27	VVD



Cory Koons, Laboratory Manager

The results in this report apply to the samples analyzed in accordance with the chain of custody document. This analytical report must be reproduced in its entirety.

1500 Caton Center Dr Suite G
Baltimore MD 21227
410-247-7600
www.mdspectral.com
MD DW LabID 153

Project: ACPS-TC

Project Number: 47:1519-K
Project Manager: Michael Hamill

Reported:
12/26/19 15:34

TC-254-A313 S2

9122015-24 (Drinking Water)
Sample Date: 12/20/19

Analyte	Result	Notes	Units	Reporting Limit (MRL)	Detection Limit (LOD)	Dilution	Prepared	Analyzed	Analyst
TOTAL METALS ANALYSIS BY EPA 200.8 Prepared by 200.8-No Digestion Metals									
Copper	**82.8**		ug/L	1.00	1.00	1	12/24/19	12/24/19 14:29	VVD
Lead	**2.26**		ug/L	1.00	1.00	1	12/24/19	12/24/19 14:29	VVD

Cory Koons, Laboratory Manager

The results in this report apply to the samples analyzed in accordance with the chain of custody document. This analytical report must be reproduced in its entirety.

1500 Caton Center Dr Suite G
Baltimore MD 21227
410-247-7600
www.mdspectral.com
MD DW LabID 153

Project: ACPS-TC

Project Number: 47:1519-K
Project Manager: Michael Hamill

Reported:
12/26/19 15:34

TC-255-A313 S3

9122015-25 (Drinking Water)
Sample Date: 12/20/19

Analyte	Result	Notes	Units	Reporting Limit (MRL)	Detection Limit (LOD)	Dilution	Prepared	Analyzed	Analyst
TOTAL METALS ANALYSIS BY EPA 200.8 Prepared by 200.8-No Digestion Metals									
Copper	**93.9**		ug/L	1.00	1.00	1	12/24/19	12/24/19 14:31	VVD
Lead	**2.86**		ug/L	1.00	1.00	1	12/24/19	12/24/19 14:31	VVD

Cory Koons, Laboratory Manager

The results in this report apply to the samples analyzed in accordance with the chain of custody document. This analytical report must be reproduced in its entirety.

1500 Caton Center Dr Suite G
Baltimore MD 21227
410-247-7600
www.mdspectral.com
MD DW LabID 153

Project: ACPS-TC

Project Number: 47:1519-K
Project Manager: Michael Hamill

Reported:
12/26/19 15:34

TC-256-A313 S4

9122015-26 (Drinking Water)
Sample Date: 12/20/19

Analyte	Result	Notes	Units	Reporting Limit (MRL)	Detection Limit (LOD)	Dilution	Prepared	Analyzed	Analyst
TOTAL METALS ANALYSIS BY EPA 200.8 Prepared by 200.8-No Digestion Metals									
Copper	**65.8**		ug/L	1.00	1.00	1	12/24/19	12/24/19 14:32	VVD
Lead	**3.43**		ug/L	1.00	1.00	1	12/24/19	12/24/19 14:32	VVD



Cory Koons, Laboratory Manager

The results in this report apply to the samples analyzed in accordance with the chain of custody document. This analytical report must be reproduced in its entirety.

1500 Caton Center Dr Suite G
Baltimore MD 21227
410-247-7600
www.mdspectral.com
MD DW LabID 153

Project: ACPS-TC

Project Number: 47:1519-K
Project Manager: Michael Hamill

Reported:
12/26/19 15:34

TC-257-A313 S5

9122015-27 (Drinking Water)
Sample Date: 12/20/19

Analyte	Result	Notes	Units	Reporting Limit (MRL)	Detection Limit (LOD)	Dilution	Prepared	Analyzed	Analyst
TOTAL METALS ANALYSIS BY EPA 200.8 Prepared by 200.8-No Digestion Metals									
Copper	**54.1**		ug/L	1.00	1.00	1	12/24/19	12/24/19 14:34	VVD
Lead	**2.89**		ug/L	1.00	1.00	1	12/24/19	12/24/19 14:34	VVD

Cory Koons, Laboratory Manager

The results in this report apply to the samples analyzed in accordance with the chain of custody document. This analytical report must be reproduced in its entirety.

1500 Caton Center Dr Suite G
Baltimore MD 21227
410-247-7600
www.mdspectral.com
MD DW LabID 153

Project: ACPS-TC

Project Number: 47:1519-K
Project Manager: Michael Hamill

Reported:
12/26/19 15:34

TC-258-A313 S6

9122015-28 (Drinking Water)
Sample Date: 12/20/19

Analyte	Result	Notes	Units	Reporting Limit (MRL)	Detection Limit (LOD)	Dilution	Prepared	Analyzed	Analyst
TOTAL METALS ANALYSIS BY EPA 200.8 Prepared by 200.8-No Digestion Metals									
Copper	**70.8**		ug/L	1.00	1.00	1	12/24/19	12/24/19 14:36	VVD
Lead	**1.15**		ug/L	1.00	1.00	1	12/24/19	12/24/19 14:36	VVD



Cory Koons, Laboratory Manager

The results in this report apply to the samples analyzed in accordance with the chain of custody document. This analytical report must be reproduced in its entirety.

1500 Caton Center Dr Suite G
Baltimore MD 21227
410-247-7600
www.mdspectral.com
MD DW LabID 153

Project: ACPS-TC

Project Number: 47:1519-K
Project Manager: Michael Hamill

Reported:
12/26/19 15:34

TC-259-A301 S

9122015-29 (Drinking Water)
Sample Date: 12/20/19

Analyte	Result	Notes	Units	Reporting Limit (MRL)	Detection Limit (LOD)	Dilution	Prepared	Analyzed	Analyst
TOTAL METALS ANALYSIS BY EPA 200.8 Prepared by 200.8-No Digestion Metals									
Copper	**225**		ug/L	1.00	1.00	1	12/24/19	12/24/19 14:41	VVD
Lead	ND		ug/L	1.00	1.00	1	12/24/19	12/24/19 14:41	VVD



Cory Koons, Laboratory Manager

The results in this report apply to the samples analyzed in accordance with the chain of custody document. This analytical report must be reproduced in its entirety.

1500 Caton Center Dr Suite G
Baltimore MD 21227
410-247-7600
www.mdspectral.com
MD DW LabID 153

Project: ACPS-TC

Project Number: 47:1519-K
Project Manager: Michael Hamill

Reported:
12/26/19 15:34

TC-240-A 301 RS

9122015-30 (Drinking Water)
Sample Date: 12/20/19

Analyte	Result	Notes	Units	Reporting Limit (MRL)	Detection Limit (LOD)	Dilution	Prepared	Analyzed	Analyst
TOTAL METALS ANALYSIS BY EPA 200.8 Prepared by 200.8-No Digestion Metals									
Copper	**202**		ug/L	1.00	1.00	1	12/24/19	12/24/19 14:42	VVD
Lead	ND		ug/L	1.00	1.00	1	12/24/19	12/24/19 14:42	VVD

Cory Koons, Laboratory Manager

The results in this report apply to the samples analyzed in accordance with the chain of custody document. This analytical report must be reproduced in its entirety.

1500 Caton Center Dr Suite G
Baltimore MD 21227
410-247-7600
www.mdspectral.com
MD DW LabID 153

Project: ACPS-TC

Project Number: 47:1519-K
Project Manager: Michael Hamill

Reported:
12/26/19 15:34

TOTAL METALS ANALYSIS BY EPA 200.8 - Quality Control

Analyte	Result	Notes	Reporting Limit	Units	Spike Level	Source Result	%REC	%REC Limits	RPD	RPD Limit
Batch B912411 - 200.8-No Digestion Metals										
Blank (B912411-BLK1)					Prepared & Analyzed: 12/24/19					
Copper	ND		1.00	ug/L						
Lead	ND		1.00	ug/L						
Blank (B912411-BLK2)					Prepared & Analyzed: 12/24/19					
Copper	ND		1.00	ug/L						
Lead	ND		1.00	ug/L						
Blank (B912411-BLK3)					Prepared & Analyzed: 12/24/19					
Copper	ND		1.00	ug/L						
Lead	ND		1.00	ug/L						
LCS (B912411-BS1)					Prepared & Analyzed: 12/24/19					
Copper	9.86		1.00	ug/L	10.0		99	80-120		
Lead	9.43		1.00	ug/L	10.0		94	80-120		
LCS (B912411-BS2)					Prepared & Analyzed: 12/24/19					
Copper	9.66		1.00	ug/L	10.0		97	80-120		
Lead	9.33		1.00	ug/L	10.0		93	80-120		
LCS (B912411-BS3)					Prepared & Analyzed: 12/24/19					
Copper	9.22		1.00	ug/L	10.0		92	80-120		
Lead	9.22		1.00	ug/L	10.0		92	80-120		
Duplicate (B912411-DUP1)		**Source: 9122015-01**			Prepared & Analyzed: 12/24/19					
Copper	513		1.00	ug/L		515			0.3	20
Lead	1.02		1.00	ug/L		1.01			0.9	20
Duplicate (B912411-DUP2)		**Source: 9122015-11**			Prepared & Analyzed: 12/24/19					
Copper	341		1.00	ug/L		339			0.5	20
Lead	ND		1.00	ug/L		ND				20



Cory Koons, Laboratory Manager

The results in this report apply to the samples analyzed in accordance with the chain of custody document. This analytical report must be reproduced in its entirety.

1500 Caton Center Dr Suite G
Baltimore MD 21227
410-247-7600
www.mdspectral.com
MD DW LabID 153

Project: ACPS-TC

Project Number: 47:1519-K
Project Manager: Michael Hamill

Reported:
12/26/19 15:34

TOTAL METALS ANALYSIS BY EPA 200.8 - Quality Control

Analyte	Result	Notes	Reporting Limit	Units	Spike Level	Source Result	%REC	%REC Limits	RPD	RPD Limit
Batch B912411 - 200.8-No Digestion Metals										
Duplicate (B912411-DUP3)		**Source: 9122015-21**			Prepared & Analyzed: 12/24/19					
Copper	50.4		1.00	ug/L		50.1			0.6	20
Lead	ND		1.00	ug/L		ND				20
Matrix Spike (B912411-MS1)		**Source: 9122015-01**			Prepared & Analyzed: 12/24/19					
Copper	511	QM-4X	1.00	ug/L	10.0	515	NR	80-120		
Lead	10.7		1.00	ug/L	10.0	1.01	97	80-120		
Matrix Spike (B912411-MS2)		**Source: 9122015-11**			Prepared & Analyzed: 12/24/19					
Copper	341	QM-4X	1.00	ug/L	10.0	339	23	80-120		
Lead	9.46		1.00	ug/L	10.0	ND	95	80-120		
Matrix Spike (B912411-MS3)		**Source: 9122015-21**			Prepared & Analyzed: 12/24/19					
Copper	57.6	QM-4X	1.00	ug/L	10.0	50.1	75	80-120		
Lead	8.83		1.00	ug/L	10.0	ND	88	80-120		



Cory Koons, Laboratory Manager

The results in this report apply to the samples analyzed in accordance with the chain of custody document. This analytical report must be reproduced in its entirety.

1500 Caton Center Dr Suite G
Baltimore MD 21227
410-247-7600
www.mdspectral.com
MD DW LabID 153

Project: ACPS-TC

Project Number: 47:1519-K
Project Manager: Michael Hamill

Reported:
12/26/19 15:34

Notes and Definitions

QM-4X	The spike recovery was outside of QC acceptance limits for the MS and/or MSD due to analyte concentration at 4 times or greater the spike concentration. The QC batch was accepted based on LCS and/or LCSD recoveries within the acceptance limits.
DET	Analyte DETECTED
ND	Analyte NOT DETECTED at or above the reporting limit
NR	Not Reported
dry	Sample results reported on a dry weight basis
RPD	Relative Percent Difference
%-Solids	Percent Solids is a supportive test and as such does not require accredidation



Cory Koons, Laboratory Manager

The results in this report apply to the samples analyzed in accordance with the chain of custody document. This analytical report must be reproduced in its entirety.

ECS Mid-Atlantic, LLC	Project Manager: Michael Hamill
Project Name: ACPS Water Sampling	Project ID: 47:1519-K
Sampler(s): ACF/MPH	P.O. Number: 47:1519-K

CHAIN-OF-CUSTODY RECORD

Maryland Spectral Services, Inc.
1500 Caton Center Drive, Suite G
Baltimore, MD 21227
410-247-7600 • Fax 410-247-7602
labman@mdspectral.com

Matrix Codes: NW (nonpotable water)
PW (potable water)

Field Sample ID	Date	Time	Water	Soil	Other	No. of Containers	Lead (200.8DW-Pb)	Copper (200.8DW-Cu)	Preservative: 1 + 1 HCL, H_2SO_4, Methanol, $Na_2S_2O_3$, $NaHCO_3$	Field pH, Residual Chlorine, QC Request, Trip Blank, Field Blank	MSS Lab ID
TC-230-C309S	12/20	6:24	X			1			HNO_3	pH:	9122015-01
TC-231-C309S			X			1			HNO_3	pH:	-02
TC-232-C309S			X			1			HNO_3	pH:	-03
TC-233-C309S			X			1			HNO_3	pH:	-04
TC-234-A325TDS			X			1			HNO_3	pH:	-05
TC-235-A325S			X			1			HNO_3	pH:	-06
TC-236-Hallway by A332			X			1			HNO_3	pH:	-07
TC-237-Hall WC by A337			X			1			HNO_3	pH:	-08
TC-238-A330TDS			X			1			HNO_3	pH:	-09
TC-239-A327TDS			X			1			HNO_3	pH:	-10

Analysis Requested

Relinquished by: (Signature)	Date/Time	Received by: (Signature)	Relinquished by: (Signature)	Date/Time	Received by: (Signature)
(Printed) [redacted] Anna Francisco	12/20/19 8:05	(Printed)	(Printed)		(Printed)
Relinquished by: (Signature)	Date/Time	Received by Lab: (Signature)			
(Printed)	12/20/19 1320	(Printed) Samantha Adrian			

Turn Around Time:
- ☐ Normal (7 day)
- ☐ 5 day
- ☐ 4 day
- ☒ 3 day
- ☐ Rush (2 day)
- ☐ Next Day
- ☐ Other: _____
- ☐ Specific Due Date: _____

Lab Use:
Temp: 17 °C
- ☐ Received on Ice
- ☑ Received same day
- ☐ Preservation Appropriate

Sample Disposal:
- ☐ Return to Client
- ☐ Disposal by lab
- ☐ Archive for _____ days

Delivery Method:
- ☒ Courier
- ☐ Client
- ☐ UPS
- ☐ FedEx
- ☐ USPS
- ☐ Other: _____

Special Instructions/QC Requirements & Comments:

MSS-F001-03/13

CHAIN-OF-CUSTODY RECORD

ECS Mid-Atlantic, LLC	Project Manager: Michael Hamill
Project Name: ACPS Water Sampling	Project ID: 47:1519-K
Sampler(s): ACF/MPH	P.O. Number: 47:1519-K

Maryland Spectral Services, Inc.
1500 Caton Center Drive, Suite G
Baltimore, MD 21227
410-247-7600 • Fax 410-247-7602
labman@mdspectral.com

Matrix Codes: NW (nonpotable water) PW (potable water)

Field Sample ID	Date	Time	Water	Soil	Other	No. of Containers	Analysis Requested: Lead (200.8DW-Pb)	Analysis Requested: Copper (200.8DW-Cu)	Preservative: 1+1 HCL, H_2SO_4, Methanol, $Na_2S_2O_3$, $NaHCO_3$	Field pH, Residual Chlorine, QC Request, Trip Blank, Field Blank	MSS Lab ID
TC-241-A3185	12/20		X			1			HNO_3	pH:	9122015-11
TC-242-A317tds			X			1			HNO_3	pH:	-12
TC-243-A31751			X			1			HNO_3	pH:	-13
TC-244-A31752			X			1			HNO_3	pH:	-14
TC-245-A31753			X			1			HNO_3	pH:	-15
TC-246-A31754			X			1			HNO_3	pH:	-16
TC-247-A31755			X			1			HNO_3	pH:	-17
TC-248-A31756			X			1			HNO_3	pH:	-18
TC-249-A31725			X			1			HNO_3	pH:	-19
TC-250-hall wu by A317			X			1			HNO_3	pH:	-20

Relinquished by: (Signature) CGB	Date/Time 12/20/19	Received by: (Signature)	Relinquished by: (Signature)	Date/Time	Received by: (Signature)
(Printed) [redacted] Categ Bourne		(Printed)	(Printed)		(Printed)
Relinquished by: (Signature)	Date/Time 1320 12/20/19	Received by Lab: (Signature)	Turn Around Time:	Lab Use:	
(Printed)		(Printed) Samantha Adrian	☐ Normal (7 day) ☐ 5 day ☐ 4 day ☒ 3 day ☐ Rush (2 day) ☐ Next Day ☐ Other: ____ ☐ Specific Due Date: ____	Temp: 17 °C ☐ Received on Ice ☑ Received same day ☐ Preservation Appropriate	

Delivery Method:
☒ Courier
☐ Client
☐ UPS
☐ FedEx
☐ USPS
☐ Other: ____

Special Instructions/QC Requirements & Comments:

Sample Disposal:
☐ Return to Client
☐ Disposal by lab
☐ Archive for ____ days

MSS-F001-03/13

ECS Mid-Atlantic, LLC	Project Manager: Michael Hamill
Project Name: ACPS Water Sampling	Project ID: 47:1519-K
Sampler(s): ACF/MPH	P.O. Number: 47:1519-K

CHAIN-OF-CUSTODY RECORD

Maryland Spectral Services, Inc.
1500 Caton Center Drive, Suite G
Baltimore, MD 21227
410-247-7600 • Fax 410-247-7602
labman@mdsspectral.com

Matrix Codes: NW (nonpotable water)
PW (potable water)

Analysis Requested: Lead (200.8DW-Pb); Copper (200.8DW-Cu)

Field Sample ID	Date	Time	Water	Soil	Other	No. of Containers	Preservative: 1+1 HCL, H_2SO_4, Methanol, $Na_2S_2O_3$, $NaHCO_3$	Field pH, Residual Chlorine, QC Request, Trip Blank, Field Blank	MSS Lab ID
TC-251-hall wL by A317	12/20		X			1	HNO_3	pH:	9122015-21
TC-252 - A313 TDS			X			1	HNO_3	pH:	-22
TC-253 - A31351			X			1	HNO_3	pH:	-23
TC-254 - A31352			X			1	HNO_3	pH:	-24
TC-255 - A31353			X			1	HNO_3	pH:	-25
TC-256 A31354			X			1	HNO_3	pH:	-26
TC-257 - A31355			X			1	HNO_3	pH:	-27
TC-258 - A31356			X			1	HNO_3	pH:	-28
TC-259 A301S			X			1	HNO_3	pH:	-29
TC-~~260~~ 240 A301RS			X			1	HNO_3	pH:	-30

Relinquished by: (Signature)	Date/Time	Received by: (Signature)	Relinquished by: (Signature)	Date/Time	Received by: (Signature)
CGB	12/20/19				
(Printed) Cates Bourne		(Printed)	(Printed)		(Printed)
Relinquished by: (Signature)	Date/Time	Received by Lab: (Signature)			
	12/20/19 1320				
(Printed)		(Printed) Samantha Adhan			

Turn Around Time:
- ☐ Normal (7 day)
- ☐ 5 day
- ☐ 4 day
- ☒ 3 day
- ☐ Rush (2 day)
- ☐ Next Day
- ☐ Other: _____
- ☐ Specific Due Date: _____

Lab Use:
Temp: 17 °C
- ☐ Received on Ice
- ☒ Received same day
- ☐ Preservation Appropriate

Sample Disposal:
- ☐ Return to Client
- ☐ Disposal by lab
- ☐ Archive for _____ days

Delivery Method:
- ☒ Courier
- ☐ Client
- ☐ UPS
- ☐ FedEx
- ☐ USPS
- ☐ Other: _____

Special Instructions/QC Requirements & Comments:

MSS-F001-03/13

Maryland spectral Services

Analytical Chemistry Services

1500 Caton Center Dr Suite G
Baltimore MD 21227
410-247-7600
www.mdspectral.com
MD DW LabID 153

24 December 2019

Michael Hamill
ECS-Chantilly
14026 Thunderbolt Place, Suite 100
Chantilly, VA 20151
RE: ACPS-TC

Enclosed are the results of analyses for samples received by the laboratory on 12/19/19 17:50.

Please visit our website at www.mdspectral.com for a complete listing of our accreditations.

If you have any questions concerning this report, please feel free to contact me.

Sincerely,



Will Brewington
President

1500 Caton Center Dr Suite G
Baltimore MD 21227
410-247-7600
www.mdspectral.com
MD DW LabID 153

Project: ACPS-TC

Project Number: 47:1519-K
Project Manager: Michael Hamill

Reported:
12/24/19 13:54

Client Sample ID	Alternate Sample ID	Laboratory ID	Matrix	Date Sampled	Date Received
TC-01-C109-S		9121928-01	Drinking Water	12/19/19 04:10	12/19/19 17:50
TC-02-C109-S		9121928-02	Drinking Water	12/19/19 04:11	12/19/19 17:50
TC-03-C109-S		9121928-03	Drinking Water	12/19/19 04:12	12/19/19 17:50
TC-04-C109-S		9121928-04	Drinking Water	12/19/19 04:12	12/19/19 17:50
TC-05-C109-Bath S		9121928-05	Drinking Water	12/19/19 04:15	12/19/19 17:50
TC-06-C109-Bath S		9121928-06	Drinking Water	12/19/19 04:16	12/19/19 17:50
TC-07-C109-S		9121928-07	Drinking Water	12/19/19 04:17	12/19/19 17:50
TC-08-C100S		9121928-08	Drinking Water	12/19/19 04:17	12/19/19 17:50
TC-09-C100S		9121928-09	Drinking Water	12/19/19 04:18	12/19/19 17:50
TC-10-C100S		9121928-10	Drinking Water	12/19/19 04:19	12/19/19 17:50
TC-11-C100S		9121928-11	Drinking Water	12/19/19 04:20	12/19/19 17:50
TC-12-C100S		9121928-12	Drinking Water	12/19/19 04:21	12/19/19 17:50
TC-13-C100S		9121928-13	Drinking Water	12/19/19 04:22	12/19/19 17:50
TC-14-C100S		9121928-14	Drinking Water	12/19/19 04:23	12/19/19 17:50
TC-15-C100S		9121928-15	Drinking Water	12/19/19 04:24	12/19/19 17:50
TC-16-C100S		9121928-16	Drinking Water	12/19/19 04:25	12/19/19 17:50
TC-17-C100S		9121928-17	Drinking Water	12/19/19 04:26	12/19/19 17:50
TC-18-C100S		9121928-18	Drinking Water	12/19/19 04:27	12/19/19 17:50
TC-19-C100S		9121928-19	Drinking Water	12/19/19 04:28	12/19/19 17:50
TC-20-C100S		9121928-20	Drinking Water	12/19/19 04:29	12/19/19 17:50
TC-21-C100S		9121928-21	Drinking Water	12/19/19 04:30	12/19/19 17:50
TC-22-C100S		9121928-22	Drinking Water	12/19/19 04:31	12/19/19 17:50
TC-23-C100S		9121928-23	Drinking Water	12/19/19 04:31	12/19/19 17:50
TC-24-C100S		9121928-24	Drinking Water	12/19/19 04:32	12/19/19 17:50
TC-25-C100S		9121928-25	Drinking Water	12/19/19 04:32	12/19/19 17:50



Will Brewington, President

The results in this report apply to the samples analyzed in accordance with the chain of custody document. This analytical report must be reproduced in its entirety.

1500 Caton Center Dr Suite G
Baltimore MD 21227
410-247-7600
www.mdspectral.com
MD DW LabID 153

Project: ACPS-TC

Project Number: 47:1519-K
Project Manager: Michael Hamill

Reported:
12/24/19 13:54

Client Sample ID	Alternate Sample ID	Laboratory ID	Matrix	Date Sampled	Date Received
TC-26-C100S		9121928-26	Drinking Water	12/19/19 04:32	12/19/19 17:50
TC-27-C100GS		9121928-27	Drinking Water	12/19/19 04:34	12/19/19 17:50
TC-28-C100HS		9121928-28	Drinking Water	12/19/19 04:35	12/19/19 17:50
TC-29-C116S		9121928-29	Drinking Water	12/19/19 04:36	12/19/19 17:50
TC-30-SSC-S		9121928-30	Drinking Water	12/19/19 04:37	12/19/19 17:50
TC-31-Dressing S		9121928-31	Drinking Water	12/19/19 04:40	12/19/19 17:50
TC-32-Dressing S		9121928-32	Drinking Water	12/19/19 04:41	12/19/19 17:50
TC-33-Hall L B		9121928-33	Drinking Water	12/19/19 04:44	12/19/19 17:50
TC-34-Hall R B		9121928-34	Drinking Water	12/19/19 04:44	12/19/19 17:50
TC-35-Hall Bub L		9121928-35	Drinking Water	12/19/19 04:47	12/19/19 17:50
TC-36-Hall Bub R		9121928-36	Drinking Water	12/19/19 04:47	12/19/19 17:50
TC-37-Hall Bottle		9121928-37	Drinking Water	12/19/19 04:48	12/19/19 17:50
TC-38-Hall Bub R2		9121928-38	Drinking Water	12/19/19 04:49	12/19/19 17:50
TC-39-Hall Bub L		9121928-39	Drinking Water	12/19/19 04:50	12/19/19 17:50
TC-40-Hall Bub R		9121928-40	Drinking Water	12/19/19 04:50	12/19/19 17:50
TC-41-Office Bub L		9121928-41	Drinking Water	12/19/19 04:52	12/19/19 17:50
TC-42-Office Bub R		9121928-42	Drinking Water	12/19/19 04:53	12/19/19 17:50
TC-43-A108S		9121928-43	Drinking Water	12/19/19 04:54	12/19/19 17:50
TC-44-A106S		9121928-44	Drinking Water	12/19/19 04:55	12/19/19 17:50
TC-45-Office Bath L		9121928-45	Drinking Water	12/19/19 04:57	12/19/19 17:50
TC-46-Office Bath R		9121928-46	Drinking Water	12/19/19 04:57	12/19/19 17:50
TC-47-A102J		9121928-47	Drinking Water	12/19/19 05:00	12/19/19 17:50



Will Brewington, President

The results in this report apply to the samples analyzed in accordance with the chain of custody document. This analytical report must be reproduced in its entirety.

1500 Caton Center Dr Suite G
Baltimore MD 21227
410-247-7600
www.mdspectral.com
MD DW LabID 153

Project: ACPS-TC

Project Number: 47:1519-K
Project Manager: Michael Hamill

Reported:
12/24/19 13:54

TC-01-C109-S

9121928-01 (Drinking Water)
Sample Date: 12/19/19

Analyte	Result	Notes	Units	Reporting Limit (MRL)	Detection Limit (LOD)	Dilution	Prepared	Analyzed	Analyst
TOTAL METALS ANALYSIS BY EPA 200.8 Prepared by 200.8-No Digestion Metals									
Copper	**131**		ug/L	1.00	1.00	1	12/21/19	12/22/19 01:54	VVD
Lead	ND		ug/L	1.00	1.00	1	12/21/19	12/22/19 01:54	VVD

The results in this report apply to the samples analyzed in accordance with the chain of custody document. This analytical report must be reproduced in its entirety.

Will Brewington, President

1500 Caton Center Dr Suite G
Baltimore MD 21227
410-247-7600
www.mdspectral.com
MD DW LabID 153

Project: ACPS-TC

Project Number: 47:1519-K
Project Manager: Michael Hamill

Reported:
12/24/19 13:54

TC-02-C109-S

9121928-02 (Drinking Water)
Sample Date: 12/19/19

Analyte	Result	Notes	Units	Reporting Limit (MRL)	Detection Limit (LOD)	Dilution	Prepared	Analyzed	Analyst
TOTAL METALS ANALYSIS BY EPA 200.8 Prepared by 200.8-No Digestion Metals									
Copper	**23.1**		ug/L	1.00	1.00	1	12/21/19	12/22/19 01:56	VVD
Lead	ND		ug/L	1.00	1.00	1	12/21/19	12/22/19 01:56	VVD

The results in this report apply to the samples analyzed in accordance with the chain of custody document. This analytical report must be reproduced in its entirety.

Will Brewington, President

1500 Caton Center Dr Suite G
Baltimore MD 21227
410-247-7600
www.mdspectral.com
MD DW LabID 153

Project: ACPS-TC

Project Number: 47:1519-K
Project Manager: Michael Hamill

Reported:
12/24/19 13:54

TC-03-C109-S

9121928-03 (Drinking Water)
Sample Date: 12/19/19

Analyte	Result	Notes	Units	Reporting Limit (MRL)	Detection Limit (LOD)	Dilution	Prepared	Analyzed	Analyst
TOTAL METALS ANALYSIS BY EPA 200.8 Prepared by 200.8-No Digestion Metals									
Copper	**174**		ug/L	1.00	1.00	1	12/21/19	12/22/19 01:58	VVD
Lead	ND		ug/L	1.00	1.00	1	12/21/19	12/22/19 01:58	VVD

The results in this report apply to the samples analyzed in accordance with the chain of custody document. This analytical report must be reproduced in its entirety.

Will Brewington, President

1500 Caton Center Dr Suite G
Baltimore MD 21227
410-247-7600
www.mdspectral.com
MD DW LabID 153

Project: ACPS-TC

Project Number: 47:1519-K
Project Manager: Michael Hamill

Reported:
12/24/19 13:54

TC-04-C109-S

9121928-04 (Drinking Water)
Sample Date: 12/19/19

Analyte	Result	Notes	Units	Reporting Limit (MRL)	Detection Limit (LOD)	Dilution	Prepared	Analyzed	Analyst
TOTAL METALS ANALYSIS BY EPA 200.8 Prepared by 200.8-No Digestion Metals									
Copper	**107**		ug/L	1.00	1.00	1	12/21/19	12/22/19 02:03	VVD
Lead	ND		ug/L	1.00	1.00	1	12/21/19	12/22/19 02:03	VVD



Will Brewington, President

The results in this report apply to the samples analyzed in accordance with the chain of custody document. This analytical report must be reproduced in its entirety.

1500 Caton Center Dr Suite G
Baltimore MD 21227
410-247-7600
www.mdspectral.com
MD DW LabID 153

Project: ACPS-TC

Project Number: 47:1519-K
Project Manager: Michael Hamill

Reported:
12/24/19 13:54

TC-05-C109-Bath S

9121928-05 (Drinking Water)
Sample Date: 12/19/19

Analyte	Result	Notes	Units	Reporting Limit (MRL)	Detection Limit (LOD)	Dilution	Prepared	Analyzed	Analyst
TOTAL METALS ANALYSIS BY EPA 200.8 Prepared by 200.8-No Digestion Metals									
Copper	**228**		ug/L	1.00	1.00	1	12/21/19	12/22/19 02:04	VVD
Lead	ND		ug/L	1.00	1.00	1	12/21/19	12/22/19 02:04	VVD



Will Brewington, President

The results in this report apply to the samples analyzed in accordance with the chain of custody document. This analytical report must be reproduced in its entirety.

1500 Caton Center Dr Suite G
Baltimore MD 21227
410-247-7600
www.mdspectral.com
MD DW LabID 153

Project: ACPS-TC

Project Number: 47:1519-K
Project Manager: Michael Hamill

Reported:
12/24/19 13:54

TC-06-C109-Bath S

9121928-06 (Drinking Water)
Sample Date: 12/19/19

Analyte	Result	Notes	Units	Reporting Limit (MRL)	Detection Limit (LOD)	Dilution	Prepared	Analyzed	Analyst
TOTAL METALS ANALYSIS BY EPA 200.8 Prepared by 200.8-No Digestion Metals									
Copper	**232**		ug/L	1.00	1.00	1	12/21/19	12/22/19 02:06	VVD
Lead	ND		ug/L	1.00	1.00	1	12/21/19	12/22/19 02:06	VVD

The results in this report apply to the samples analyzed in accordance with the chain of custody document. This analytical report must be reproduced in its entirety.

Will Brewington, President

1500 Caton Center Dr Suite G
Baltimore MD 21227
410-247-7600
www.mdspectral.com
MD DW LabID 153

Project: ACPS-TC

Project Number: 47:1519-K
Project Manager: Michael Hamill

Reported:
12/24/19 13:54

TC-07-C109-S

9121928-07 (Drinking Water)
Sample Date: 12/19/19

Analyte	Result	Notes	Units	Reporting Limit (MRL)	Detection Limit (LOD)	Dilution	Prepared	Analyzed	Analyst
TOTAL METALS ANALYSIS BY EPA 200.8 Prepared by 200.8-No Digestion Metals									
Copper	**108**		ug/L	1.00	1.00	1	12/21/19	12/22/19 02:07	VVD
Lead	ND		ug/L	1.00	1.00	1	12/21/19	12/22/19 02:07	VVD

The results in this report apply to the samples analyzed in accordance with the chain of custody document. This analytical report must be reproduced in its entirety.

Will Brewington, President

1500 Caton Center Dr Suite G
Baltimore MD 21227
410-247-7600
www.mdspectral.com
MD DW LabID 153

Project: ACPS-TC

Project Number: 47:1519-K
Project Manager: Michael Hamill

Reported:
12/24/19 13:54

TC-08-C100S

9121928-08 (Drinking Water)
Sample Date: 12/19/19

Analyte	Result	Notes	Units	Reporting Limit (MRL)	Detection Limit (LOD)	Dilution	Prepared	Analyzed	Analyst
TOTAL METALS ANALYSIS BY EPA 200.8 Prepared by 200.8-No Digestion Metals									
Copper	**83.5**		ug/L	1.00	1.00	1	12/21/19	12/22/19 02:09	VVD
Lead	ND		ug/L	1.00	1.00	1	12/21/19	12/22/19 02:09	VVD



Will Brewington, President

The results in this report apply to the samples analyzed in accordance with the chain of custody document. This analytical report must be reproduced in its entirety.

1500 Caton Center Dr Suite G
Baltimore MD 21227
410-247-7600
www.mdspectral.com
MD DW LabID 153

Project: ACPS-TC

Project Number: 47:1519-K
Project Manager: Michael Hamill

Reported:
12/24/19 13:54

TC-09-C100S

9121928-09 (Drinking Water)
Sample Date: 12/19/19

Analyte	Result	Notes	Units	Reporting Limit (MRL)	Detection Limit (LOD)	Dilution	Prepared	Analyzed	Analyst
TOTAL METALS ANALYSIS BY EPA 200.8 Prepared by 200.8-No Digestion Metals									
Copper	**106**		ug/L	1.00	1.00	1	12/21/19	12/22/19 02:11	VVD
Lead	ND		ug/L	1.00	1.00	1	12/21/19	12/22/19 02:11	VVD

The results in this report apply to the samples analyzed in accordance with the chain of custody document. This analytical report must be reproduced in its entirety.

Will Brewington, President

1500 Caton Center Dr Suite G
Baltimore MD 21227
410-247-7600
www.mdspectral.com
MD DW LabID 153

Project: ACPS-TC

Project Number: 47:1519-K
Project Manager: Michael Hamill

Reported:
12/24/19 13:54

TC-10-C100S

9121928-10 (Drinking Water)
Sample Date: 12/19/19

Analyte	Result	Notes	Units	Reporting Limit (MRL)	Detection Limit (LOD)	Dilution	Prepared	Analyzed	Analyst
TOTAL METALS ANALYSIS BY EPA 200.8 Prepared by 200.8-No Digestion Metals									
Copper	**129**		ug/L	1.00	1.00	1	12/21/19	12/22/19 02:12	VVD
Lead	ND		ug/L	1.00	1.00	1	12/21/19	12/22/19 02:12	VVD

The results in this report apply to the samples analyzed in accordance with the chain of custody document. This analytical report must be reproduced in its entirety.

Will Brewington, President

1500 Caton Center Dr Suite G
Baltimore MD 21227
410-247-7600
www.mdspectral.com
MD DW LabID 153

Project: ACPS-TC

Project Number: 47:1519-K
Project Manager: Michael Hamill

Reported:
12/24/19 13:54

TC-11-C100S

9121928-11 (Drinking Water)
Sample Date: 12/19/19

Analyte	Result	Notes	Units	Reporting Limit (MRL)	Detection Limit (LOD)	Dilution	Prepared	Analyzed	Analyst
TOTAL METALS ANALYSIS BY EPA 200.8 Prepared by 200.8-No Digestion Metals									
Copper	**193**		ug/L	1.00	1.00	1	12/21/19	12/22/19 02:24	VVD
Lead	ND		ug/L	1.00	1.00	1	12/21/19	12/22/19 02:24	VVD

The results in this report apply to the samples analyzed in accordance with the chain of custody document. This analytical report must be reproduced in its entirety.

Will Brewington, President

1500 Caton Center Dr Suite G
Baltimore MD 21227
410-247-7600
www.mdspectral.com
MD DW LabID 153

Project: ACPS-TC

Project Number: 47:1519-K
Project Manager: Michael Hamill

Reported:
12/24/19 13:54

TC-12-C100S

9121928-12 (Drinking Water)
Sample Date: 12/19/19

Analyte	Result	Notes	Units	Reporting Limit (MRL)	Detection Limit (LOD)	Dilution	Prepared	Analyzed	Analyst
TOTAL METALS ANALYSIS BY EPA 200.8 Prepared by 200.8-No Digestion Metals									
Copper	**85.6**		ug/L	1.00	1.00	1	12/21/19	12/22/19 02:25	VVD
Lead	ND		ug/L	1.00	1.00	1	12/21/19	12/22/19 02:25	VVD

The results in this report apply to the samples analyzed in accordance with the chain of custody document. This analytical report must be reproduced in its entirety.

Will Brewington, President

1500 Caton Center Dr Suite G
Baltimore MD 21227
410-247-7600
www.mdspectral.com
MD DW LabID 153

Project: ACPS-TC

Project Number: 47:1519-K
Project Manager: Michael Hamill

Reported:
12/24/19 13:54

TC-13-C100S

9121928-13 (Drinking Water)
Sample Date: 12/19/19

Analyte	Result	Notes	Units	Reporting Limit (MRL)	Detection Limit (LOD)	Dilution	Prepared	Analyzed	Analyst
TOTAL METALS ANALYSIS BY EPA 200.8 Prepared by 200.8-No Digestion Metals									
Copper	**65.6**		ug/L	1.00	1.00	1	12/21/19	12/22/19 02:27	VVD
Lead	ND		ug/L	1.00	1.00	1	12/21/19	12/22/19 02:27	VVD



Will Brewington, President

The results in this report apply to the samples analyzed in accordance with the chain of custody document. This analytical report must be reproduced in its entirety.

1500 Caton Center Dr Suite G
Baltimore MD 21227
410-247-7600
www.mdspectral.com
MD DW LabID 153

Project: ACPS-TC

Project Number: 47:1519-K
Project Manager: Michael Hamill

Reported:
12/24/19 13:54

TC-14-C100S

9121928-14 (Drinking Water)
Sample Date: 12/19/19

Analyte	Result	Notes	Units	Reporting Limit (MRL)	Detection Limit (LOD)	Dilution	Prepared	Analyzed	Analyst
TOTAL METALS ANALYSIS BY EPA 200.8 Prepared by 200.8-No Digestion Metals									
Copper	**69.5**		ug/L	1.00	1.00	1	12/21/19	12/22/19 02:28	VVD
Lead	ND		ug/L	1.00	1.00	1	12/21/19	12/22/19 02:28	VVD

The results in this report apply to the samples analyzed in accordance with the chain of custody document. This analytical report must be reproduced in its entirety.

Will Brewington, President

1500 Caton Center Dr Suite G
Baltimore MD 21227
410-247-7600
www.mdspectral.com
MD DW LabID 153

Project: ACPS-TC

Project Number: 47:1519-K
Project Manager: Michael Hamill

Reported:
12/24/19 13:54

TC-15-C100S

9121928-15 (Drinking Water)
Sample Date: 12/19/19

Analyte	Result	Notes	Units	Reporting Limit (MRL)	Detection Limit (LOD)	Dilution	Prepared	Analyzed	Analyst
TOTAL METALS ANALYSIS BY EPA 200.8 Prepared by 200.8-No Digestion Metals									
Copper	**147**		ug/L	1.00	1.00	1	12/21/19	12/22/19 02:30	VVD
Lead	ND		ug/L	1.00	1.00	1	12/21/19	12/22/19 02:30	VVD

The results in this report apply to the samples analyzed in accordance with the chain of custody document. This analytical report must be reproduced in its entirety.

Will Brewington, President

1500 Caton Center Dr Suite G
Baltimore MD 21227
410-247-7600
www.mdspectral.com
MD DW LabID 153

Project: ACPS-TC

Project Number: 47:1519-K
Project Manager: Michael Hamill

Reported:
12/24/19 13:54

TC-16-C100S

9121928-16 (Drinking Water)
Sample Date: 12/19/19

Analyte	Result	Notes	Units	Reporting Limit (MRL)	Detection Limit (LOD)	Dilution	Prepared	Analyzed	Analyst
TOTAL METALS ANALYSIS BY EPA 200.8 Prepared by 200.8-No Digestion Metals									
Copper	**377**		ug/L	1.00	1.00	1	12/21/19	12/22/19 02:32	VVD
Lead	ND		ug/L	1.00	1.00	1	12/21/19	12/22/19 02:32	VVD



Will Brewington, President

The results in this report apply to the samples analyzed in accordance with the chain of custody document. This analytical report must be reproduced in its entirety.

1500 Caton Center Dr Suite G
Baltimore MD 21227
410-247-7600
www.mdspectral.com
MD DW LabID 153

Project: ACPS-TC

Project Number: 47:1519-K
Project Manager: Michael Hamill

Reported:
12/24/19 13:54

TC-17-C100S

9121928-17 (Drinking Water)
Sample Date: 12/19/19

Analyte	Result	Notes	Units	Reporting Limit (MRL)	Detection Limit (LOD)	Dilution	Prepared	Analyzed	Analyst
TOTAL METALS ANALYSIS BY EPA 200.8 Prepared by 200.8-No Digestion Metals									
Copper	**153**		ug/L	1.00	1.00	1	12/21/19	12/22/19 02:33	VVD
Lead	ND		ug/L	1.00	1.00	1	12/21/19	12/22/19 02:33	VVD



Will Brewington, President

The results in this report apply to the samples analyzed in accordance with the chain of custody document. This analytical report must be reproduced in its entirety.

1500 Caton Center Dr Suite G
Baltimore MD 21227
410-247-7600
www.mdspectral.com
MD DW LabID 153

Project: ACPS-TC

Project Number: 47:1519-K
Project Manager: Michael Hamill

Reported:
12/24/19 13:54

TC-18-C100S

9121928-18 (Drinking Water)
Sample Date: 12/19/19

Analyte	Result	Notes	Units	Reporting Limit (MRL)	Detection Limit (LOD)	Dilution	Prepared	Analyzed	Analyst
TOTAL METALS ANALYSIS BY EPA 200.8 Prepared by 200.8-No Digestion Metals									
Copper	**271**		ug/L	1.00	1.00	1	12/21/19	12/22/19 02:35	VVD
Lead	ND		ug/L	1.00	1.00	1	12/21/19	12/22/19 02:35	VVD



Will Brewington, President

The results in this report apply to the samples analyzed in accordance with the chain of custody document. This analytical report must be reproduced in its entirety.

1500 Caton Center Dr Suite G
Baltimore MD 21227
410-247-7600
www.mdspectral.com
MD DW LabID 153

Project: ACPS-TC

Project Number: 47:1519-K
Project Manager: Michael Hamill

Reported:
12/24/19 13:54

TC-19-C100S

9121928-19 (Drinking Water)
Sample Date: 12/19/19

Analyte	Result	Notes	Units	Reporting Limit (MRL)	Detection Limit (LOD)	Dilution	Prepared	Analyzed	Analyst
TOTAL METALS ANALYSIS BY EPA 200.8 Prepared by 200.8-No Digestion Metals									
Copper	**111**		ug/L	1.00	1.00	1	12/21/19	12/22/19 02:36	VVD
Lead	ND		ug/L	1.00	1.00	1	12/21/19	12/22/19 02:36	VVD

The results in this report apply to the samples analyzed in accordance with the chain of custody document. This analytical report must be reproduced in its entirety.

Will Brewington, President

1500 Caton Center Dr Suite G
Baltimore MD 21227
410-247-7600
www.mdspectral.com
MD DW LabID 153

Project: ACPS-TC

Project Number: 47:1519-K
Project Manager: Michael Hamill

Reported:
12/24/19 13:54

TC-20-C100S

9121928-20 (Drinking Water)
Sample Date: 12/19/19

Analyte	Result	Notes	Units	Reporting Limit (MRL)	Detection Limit (LOD)	Dilution	Prepared	Analyzed	Analyst
TOTAL METALS ANALYSIS BY EPA 200.8 Prepared by 200.8-No Digestion Metals									
Copper	**119**		ug/L	1.00	1.00	1	12/21/19	12/22/19 02:41	VVD
Lead	ND		ug/L	1.00	1.00	1	12/21/19	12/22/19 02:41	VVD



Will Brewington, President

The results in this report apply to the samples analyzed in accordance with the chain of custody document. This analytical report must be reproduced in its entirety.

1500 Caton Center Dr Suite G
Baltimore MD 21227
410-247-7600
www.mdspectral.com
MD DW LabID 153

Project: ACPS-TC

Project Number: 47:1519-K
Project Manager: Michael Hamill

Reported:
12/24/19 13:54

TC-21-C100S

9121928-21 (Drinking Water)
Sample Date: 12/19/19

Analyte	Result	Notes	Units	Reporting Limit (MRL)	Detection Limit (LOD)	Dilution	Prepared	Analyzed	Analyst
TOTAL METALS ANALYSIS BY EPA 200.8 Prepared by 200.8-No Digestion Metals									
Copper	**265**		ug/L	1.00	1.00	1	12/21/19	12/22/19 02:49	VVD
Lead	ND		ug/L	1.00	1.00	1	12/21/19	12/22/19 02:49	VVD

The results in this report apply to the samples analyzed in accordance with the chain of custody document. This analytical report must be reproduced in its entirety.

Will Brewington, President

1500 Caton Center Dr Suite G
Baltimore MD 21227
410-247-7600
www.mdspectral.com
MD DW LabID 153

Project: ACPS-TC

Project Number: 47:1519-K
Project Manager: Michael Hamill

Reported:
12/24/19 13:54

TC-22-C100S

9121928-22 (Drinking Water)
Sample Date: 12/19/19

Analyte	Result	Notes	Units	Reporting Limit (MRL)	Detection Limit (LOD)	Dilution	Prepared	Analyzed	Analyst
TOTAL METALS ANALYSIS BY EPA 200.8 Prepared by 200.8-No Digestion Metals									
Copper	**427**		ug/L	1.00	1.00	1	12/21/19	12/22/19 02:51	VVD
Lead	ND		ug/L	1.00	1.00	1	12/21/19	12/22/19 02:51	VVD



Will Brewington, President

The results in this report apply to the samples analyzed in accordance with the chain of custody document. This analytical report must be reproduced in its entirety.

1500 Caton Center Dr Suite G
Baltimore MD 21227
410-247-7600
www.mdspectral.com
MD DW LabID 153

Project: ACPS-TC

Project Number: 47:1519-K
Project Manager: Michael Hamill

Reported:
12/24/19 13:54

TC-23-C100S

9121928-23 (Drinking Water)
Sample Date: 12/19/19

Analyte	Result	Notes	Units	Reporting Limit (MRL)	Detection Limit (LOD)	Dilution	Prepared	Analyzed	Analyst
TOTAL METALS ANALYSIS BY EPA 200.8 Prepared by 200.8-No Digestion Metals									
Copper	**68.2**		ug/L	1.00	1.00	1	12/21/19	12/22/19 02:53	VVD
Lead	ND		ug/L	1.00	1.00	1	12/21/19	12/22/19 02:53	VVD



Will Brewington, President

The results in this report apply to the samples analyzed in accordance with the chain of custody document. This analytical report must be reproduced in its entirety.

1500 Caton Center Dr Suite G
Baltimore MD 21227
410-247-7600
www.mdspectral.com
MD DW LabID 153

Project: ACPS-TC

Project Number: 47:1519-K
Project Manager: Michael Hamill

Reported:
12/24/19 13:54

TC-24-C100S

9121928-24 (Drinking Water)
Sample Date: 12/19/19

Analyte	Result	Notes	Units	Reporting Limit (MRL)	Detection Limit (LOD)	Dilution	Prepared	Analyzed	Analyst
TOTAL METALS ANALYSIS BY EPA 200.8 Prepared by 200.8-No Digestion Metals									
Copper	**42.8**		ug/L	1.00	1.00	1	12/21/19	12/22/19 02:54	VVD
Lead	ND		ug/L	1.00	1.00	1	12/21/19	12/22/19 02:54	VVD

The results in this report apply to the samples analyzed in accordance with the chain of custody document. This analytical report must be reproduced in its entirety.

Will Brewington, President

1500 Caton Center Dr Suite G
Baltimore MD 21227
410-247-7600
www.mdspectral.com
MD DW LabID 153

Project: ACPS-TC

Project Number: 47:1519-K
Project Manager: Michael Hamill

Reported:
12/24/19 13:54

TC-25-C100S

9121928-25 (Drinking Water)
Sample Date: 12/19/19

Analyte	Result	Notes	Units	Reporting Limit (MRL)	Detection Limit (LOD)	Dilution	Prepared	Analyzed	Analyst
TOTAL METALS ANALYSIS BY EPA 200.8 Prepared by 200.8-No Digestion Metals									
Copper	**86.7**		ug/L	1.00	1.00	1	12/21/19	12/22/19 02:56	VVD
Lead	ND		ug/L	1.00	1.00	1	12/21/19	12/22/19 02:56	VVD



Will Brewington, President

The results in this report apply to the samples analyzed in accordance with the chain of custody document. This analytical report must be reproduced in its entirety.

1500 Caton Center Dr Suite G
Baltimore MD 21227
410-247-7600
www.mdspectral.com
MD DW LabID 153

Project: ACPS-TC

Project Number: 47:1519-K
Project Manager: Michael Hamill

Reported:
12/24/19 13:54

TC-26-C100S

9121928-26 (Drinking Water)
Sample Date: 12/19/19

Analyte	Result	Notes	Units	Reporting Limit (MRL)	Detection Limit (LOD)	Dilution	Prepared	Analyzed	Analyst
TOTAL METALS ANALYSIS BY EPA 200.8 Prepared by 200.8-No Digestion Metals									
Copper	**298**		ug/L	1.00	1.00	1	12/21/19	12/22/19 03:01	VVD
Lead	ND		ug/L	1.00	1.00	1	12/21/19	12/22/19 03:01	VVD

The results in this report apply to the samples analyzed in accordance with the chain of custody document. This analytical report must be reproduced in its entirety.

Will Brewington, President

1500 Caton Center Dr Suite G
Baltimore MD 21227
410-247-7600
www.mdspectral.com
MD DW LabID 153

Project: ACPS-TC

Project Number: 47:1519-K
Project Manager: Michael Hamill

Reported:
12/24/19 13:54

TC-27-C100GS

9121928-27 (Drinking Water)
Sample Date: 12/19/19

Analyte	Result	Notes	Units	Reporting Limit (MRL)	Detection Limit (LOD)	Dilution	Prepared	Analyzed	Analyst
TOTAL METALS ANALYSIS BY EPA 200.8 Prepared by 200.8-No Digestion Metals									
Copper	**63.3**		ug/L	1.00	1.00	1	12/21/19	12/22/19 03:02	VVD
Lead	ND		ug/L	1.00	1.00	1	12/21/19	12/22/19 03:02	VVD

The results in this report apply to the samples analyzed in accordance with the chain of custody document. This analytical report must be reproduced in its entirety.

Will Brewington, President

1500 Caton Center Dr Suite G
Baltimore MD 21227
410-247-7600
www.mdspectral.com
MD DW LabID 153

Project: ACPS-TC

Project Number: 47:1519-K
Project Manager: Michael Hamill

Reported:
12/24/19 13:54

TC-28-C100HS

9121928-28 (Drinking Water)
Sample Date: 12/19/19

Analyte	Result	Notes	Units	Reporting Limit (MRL)	Detection Limit (LOD)	Dilution	Prepared	Analyzed	Analyst
TOTAL METALS ANALYSIS BY EPA 200.8 Prepared by 200.8-No Digestion Metals									
Copper	**243**		ug/L	1.00	1.00	1	12/21/19	12/22/19 03:04	VVD
Lead	ND		ug/L	1.00	1.00	1	12/21/19	12/22/19 03:04	VVD



Will Brewington, President

The results in this report apply to the samples analyzed in accordance with the chain of custody document. This analytical report must be reproduced in its entirety.

1500 Caton Center Dr Suite G
Baltimore MD 21227
410-247-7600
www.mdspectral.com
MD DW LabID 153

Project: ACPS-TC

Project Number: 47:1519-K
Project Manager: Michael Hamill

Reported:
12/24/19 13:54

TC-29-C116S

9121928-29 (Drinking Water)
Sample Date: 12/19/19

Analyte	Result	Notes	Units	Reporting Limit (MRL)	Detection Limit (LOD)	Dilution	Prepared	Analyzed	Analyst
TOTAL METALS ANALYSIS BY EPA 200.8 Prepared by 200.8-No Digestion Metals									
Copper	**227**		ug/L	1.00	1.00	1	12/21/19	12/22/19 03:06	VVD
Lead	ND		ug/L	1.00	1.00	1	12/21/19	12/22/19 03:06	VVD

The results in this report apply to the samples analyzed in accordance with the chain of custody document. This analytical report must be reproduced in its entirety.

Will Brewington, President

1500 Caton Center Dr Suite G
Baltimore MD 21227
410-247-7600
www.mdspectral.com
MD DW LabID 153

Project: ACPS-TC

Project Number: 47:1519-K
Project Manager: Michael Hamill

Reported:
12/24/19 13:54

TC-30-SSC-S

9121928-30 (Drinking Water)
Sample Date: 12/19/19

Analyte	Result	Notes	Units	Reporting Limit (MRL)	Detection Limit (LOD)	Dilution	Prepared	Analyzed	Analyst
TOTAL METALS ANALYSIS BY EPA 200.8 Prepared by 200.8-No Digestion Metals									
Copper	**317**		ug/L	1.00	1.00	1	12/21/19	12/22/19 03:07	VVD
Lead	ND		ug/L	1.00	1.00	1	12/21/19	12/22/19 03:07	VVD

The results in this report apply to the samples analyzed in accordance with the chain of custody document. This analytical report must be reproduced in its entirety.

Will Brewington, President

1500 Caton Center Dr Suite G
Baltimore MD 21227
410-247-7600
www.mdspectral.com
MD DW LabID 153

Project: ACPS-TC

Project Number: 47:1519-K
Project Manager: Michael Hamill

Reported:
12/24/19 13:54

TC-31-Dressing S

9121928-31 (Drinking Water)
Sample Date: 12/19/19

Analyte	Result	Notes	Units	Reporting Limit (MRL)	Detection Limit (LOD)	Dilution	Prepared	Analyzed	Analyst
TOTAL METALS ANALYSIS BY EPA 200.8 Prepared by 200.8-No Digestion Metals									
Copper	**173**		ug/L	1.00	1.00	1	12/21/19	12/22/19 03:15	VVD
Lead	ND		ug/L	1.00	1.00	1	12/21/19	12/22/19 03:15	VVD



Will Brewington, President

The results in this report apply to the samples analyzed in accordance with the chain of custody document. This analytical report must be reproduced in its entirety.

1500 Caton Center Dr Suite G
Baltimore MD 21227
410-247-7600
www.mdspectral.com
MD DW LabID 153

Project: ACPS-TC

Project Number: 47:1519-K
Project Manager: Michael Hamill

Reported:
12/24/19 13:54

TC-32-Dressing S

9121928-32 (Drinking Water)
Sample Date: 12/19/19

Analyte	Result	Notes	Units	Reporting Limit (MRL)	Detection Limit (LOD)	Dilution	Prepared	Analyzed	Analyst
TOTAL METALS ANALYSIS BY EPA 200.8 Prepared by 200.8-No Digestion Metals									
Copper	**106**		ug/L	1.00	1.00	1	12/21/19	12/22/19 03:20	VVD
Lead	ND		ug/L	1.00	1.00	1	12/21/19	12/22/19 03:20	VVD



Will Brewington, President

The results in this report apply to the samples analyzed in accordance with the chain of custody document. This analytical report must be reproduced in its entirety.

1500 Caton Center Dr Suite G
Baltimore MD 21227
410-247-7600
www.mdspectral.com
MD DW LabID 153

Project: ACPS-TC

Project Number: 47:1519-K
Project Manager: Michael Hamill

Reported:
12/24/19 13:54

TC-33-Hall L B

9121928-33 (Drinking Water)
Sample Date: 12/19/19

Analyte	Result	Notes	Units	Reporting Limit (MRL)	Detection Limit (LOD)	Dilution	Prepared	Analyzed	Analyst
TOTAL METALS ANALYSIS BY EPA 200.8 Prepared by 200.8-No Digestion Metals									
Copper	**72.6**		ug/L	1.00	1.00	1	12/21/19	12/22/19 03:22	VVD
Lead	ND		ug/L	1.00	1.00	1	12/21/19	12/22/19 03:22	VVD

The results in this report apply to the samples analyzed in accordance with the chain of custody document. This analytical report must be reproduced in its entirety.

Will Brewington, President

1500 Caton Center Dr Suite G
Baltimore MD 21227
410-247-7600
www.mdspectral.com
MD DW LabID 153

Project: ACPS-TC

Project Number: 47:1519-K
Project Manager: Michael Hamill

Reported:
12/24/19 13:54

TC-34-Hall R B

9121928-34 (Drinking Water)
Sample Date: 12/19/19

Analyte	Result	Notes	Units	Reporting Limit (MRL)	Detection Limit (LOD)	Dilution	Prepared	Analyzed	Analyst
TOTAL METALS ANALYSIS BY EPA 200.8 Prepared by 200.8-No Digestion Metals									
Copper	**75.6**		ug/L	1.00	1.00	1	12/21/19	12/22/19 03:24	VVD
Lead	ND		ug/L	1.00	1.00	1	12/21/19	12/22/19 03:24	VVD

The results in this report apply to the samples analyzed in accordance with the chain of custody document. This analytical report must be reproduced in its entirety.

Will Brewington, President

1500 Caton Center Dr Suite G
Baltimore MD 21227
410-247-7600
www.mdspectral.com
MD DW LabID 153

Project: ACPS-TC

Project Number: 47:1519-K
Project Manager: Michael Hamill

Reported:
12/24/19 13:54

TC-35-Hall Bub L

9121928-35 (Drinking Water)
Sample Date: 12/19/19

Analyte	Result	Notes	Units	Reporting Limit (MRL)	Detection Limit (LOD)	Dilution	Prepared	Analyzed	Analyst
TOTAL METALS ANALYSIS BY EPA 200.8 Prepared by 200.8-No Digestion Metals									
Copper	**27.7**		ug/L	1.00	1.00	1	12/21/19	12/22/19 03:25	VVD
Lead	ND		ug/L	1.00	1.00	1	12/21/19	12/22/19 03:25	VVD

The results in this report apply to the samples analyzed in accordance with the chain of custody document. This analytical report must be reproduced in its entirety.

Will Brewington, President

1500 Caton Center Dr Suite G
Baltimore MD 21227
410-247-7600
www.mdspectral.com
MD DW LabID 153

Project: ACPS-TC

Project Number: 47:1519-K
Project Manager: Michael Hamill

Reported:
12/24/19 13:54

TC-36-Hall Bub R

9121928-36 (Drinking Water)
Sample Date: 12/19/19

Analyte	Result	Notes	Units	Reporting Limit (MRL)	Detection Limit (LOD)	Dilution	Prepared	Analyzed	Analyst
TOTAL METALS ANALYSIS BY EPA 200.8 Prepared by 200.8-No Digestion Metals									
Copper	**27.8**		ug/L	1.00	1.00	1	12/21/19	12/22/19 03:27	VVD
Lead	ND		ug/L	1.00	1.00	1	12/21/19	12/22/19 03:27	VVD



Will Brewington, President

The results in this report apply to the samples analyzed in accordance with the chain of custody document. This analytical report must be reproduced in its entirety.

1500 Caton Center Dr Suite G
Baltimore MD 21227
410-247-7600
www.mdspectral.com
MD DW LabID 153

Project: ACPS-TC

Project Number: 47:1519-K
Project Manager: Michael Hamill

Reported:
12/24/19 13:54

TC-37-Hall Bottle

9121928-37 (Drinking Water)
Sample Date: 12/19/19

Analyte	Result	Notes	Units	Reporting Limit (MRL)	Detection Limit (LOD)	Dilution	Prepared	Analyzed	Analyst
TOTAL METALS ANALYSIS BY EPA 200.8 Prepared by 200.8-No Digestion Metals									
Copper	**14.5**		ug/L	1.00	1.00	1	12/21/19	12/22/19 03:29	VVD
Lead	ND		ug/L	1.00	1.00	1	12/21/19	12/22/19 03:29	VVD



Will Brewington, President

The results in this report apply to the samples analyzed in accordance with the chain of custody document. This analytical report must be reproduced in its entirety.

1500 Caton Center Dr Suite G
Baltimore MD 21227
410-247-7600
www.mdspectral.com
MD DW LabID 153

Project: ACPS-TC

Project Number: 47:1519-K
Project Manager: Michael Hamill

Reported:
12/24/19 13:54

TC-38-Hall Bub R2

9121928-38 (Drinking Water)
Sample Date: 12/19/19

Analyte	Result	Notes	Units	Reporting Limit (MRL)	Detection Limit (LOD)	Dilution	Prepared	Analyzed	Analyst
TOTAL METALS ANALYSIS BY EPA 200.8 Prepared by 200.8-No Digestion Metals									
Copper	**15.3**		ug/L	1.00	1.00	1	12/21/19	12/22/19 03:30	VVD
Lead	ND		ug/L	1.00	1.00	1	12/21/19	12/22/19 03:30	VVD

The results in this report apply to the samples analyzed in accordance with the chain of custody document. This analytical report must be reproduced in its entirety.

Will Brewington, President

1500 Caton Center Dr Suite G
Baltimore MD 21227
410-247-7600
www.mdspectral.com
MD DW LabID 153

Project: ACPS-TC

Project Number: 47:1519-K
Project Manager: Michael Hamill

Reported:
12/24/19 13:54

TC-39-Hall Bub L

9121928-39 (Drinking Water)
Sample Date: 12/19/19

Analyte	Result	Notes	Units	Reporting Limit (MRL)	Detection Limit (LOD)	Dilution	Prepared	Analyzed	Analyst
TOTAL METALS ANALYSIS BY EPA 200.8 Prepared by 200.8-No Digestion Metals									
Copper	**21.3**		ug/L	1.00	1.00	1	12/21/19	12/22/19 03:32	VVD
Lead	ND		ug/L	1.00	1.00	1	12/21/19	12/22/19 03:32	VVD

The results in this report apply to the samples analyzed in accordance with the chain of custody document. This analytical report must be reproduced in its entirety.

Will Brewington, President

1500 Caton Center Dr Suite G
Baltimore MD 21227
410-247-7600
www.mdspectral.com
MD DW LabID 153

Project: ACPS-TC

Project Number: 47:1519-K
Project Manager: Michael Hamill

Reported:
12/24/19 13:54

TC-40-Hall Bub R

9121928-40 (Drinking Water)
Sample Date: 12/19/19

Analyte	Result	Notes	Units	Reporting Limit (MRL)	Detection Limit (LOD)	Dilution	Prepared	Analyzed	Analyst
TOTAL METALS ANALYSIS BY EPA 200.8 Prepared by 200.8-No Digestion Metals									
Copper	**23.6**		ug/L	1.00	1.00	1	12/21/19	12/22/19 03:33	VVD
Lead	ND		ug/L	1.00	1.00	1	12/21/19	12/22/19 03:33	VVD



Will Brewington, President

The results in this report apply to the samples analyzed in accordance with the chain of custody document. This analytical report must be reproduced in its entirety.

1500 Caton Center Dr Suite G
Baltimore MD 21227
410-247-7600
www.mdspectral.com
MD DW LabID 153

Project: ACPS-TC

Project Number: 47:1519-K
Project Manager: Michael Hamill

Reported:
12/24/19 13:54

TC-41-Office Bub L

9121928-41 (Drinking Water)
Sample Date: 12/19/19

Analyte	Result	Notes	Units	Reporting Limit (MRL)	Detection Limit (LOD)	Dilution	Prepared	Analyzed	Analyst
TOTAL METALS ANALYSIS BY EPA 200.8 Prepared by 200.8-No Digestion Metals									
Copper	**114**		ug/L	1.00	1.00	1	12/21/19	12/22/19 03:45	VVD
Lead	ND		ug/L	1.00	1.00	1	12/21/19	12/22/19 03:45	VVD

The results in this report apply to the samples analyzed in accordance with the chain of custody document. This analytical report must be reproduced in its entirety.

Will Brewington, President

1500 Caton Center Dr Suite G
Baltimore MD 21227
410-247-7600
www.mdspectral.com
MD DW LabID 153

Project: ACPS-TC

Project Number: 47:1519-K
Project Manager: Michael Hamill

Reported:
12/24/19 13:54

TC-42-Office Bub R

9121928-42 (Drinking Water)
Sample Date: 12/19/19

Analyte	Result	Notes	Units	Reporting Limit (MRL)	Detection Limit (LOD)	Dilution	Prepared	Analyzed	Analyst
TOTAL METALS ANALYSIS BY EPA 200.8 Prepared by 200.8-No Digestion Metals									
Copper	**107**		ug/L	1.00	1.00	1	12/21/19	12/22/19 03:47	VVD
Lead	ND		ug/L	1.00	1.00	1	12/21/19	12/22/19 03:47	VVD



Will Brewington, President

The results in this report apply to the samples analyzed in accordance with the chain of custody document. This analytical report must be reproduced in its entirety.

1500 Caton Center Dr Suite G
Baltimore MD 21227
410-247-7600
www.mdspectral.com
MD DW LabID 153

Project: ACPS-TC

Project Number: 47:1519-K
Project Manager: Michael Hamill

Reported:
12/24/19 13:54

TC-43-A108S

9121928-43 (Drinking Water)
Sample Date: 12/19/19

Analyte	Result	Notes	Units	Reporting Limit (MRL)	Detection Limit (LOD)	Dilution	Prepared	Analyzed	Analyst
TOTAL METALS ANALYSIS BY EPA 200.8 Prepared by 200.8-No Digestion Metals									
Copper	**72.5**		ug/L	1.00	1.00	1	12/21/19	12/22/19 03:48	VVD
Lead	ND		ug/L	1.00	1.00	1	12/21/19	12/22/19 03:48	VVD



Will Brewington, President

The results in this report apply to the samples analyzed in accordance with the chain of custody document. This analytical report must be reproduced in its entirety.

1500 Caton Center Dr Suite G
Baltimore MD 21227
410-247-7600
www.mdspectral.com
MD DW LabID 153

Project: ACPS-TC

Project Number: 47:1519-K
Project Manager: Michael Hamill

Reported:
12/24/19 13:54

TC-44-A106S

9121928-44 (Drinking Water)
Sample Date: 12/19/19

Analyte	Result	Notes	Units	Reporting Limit (MRL)	Detection Limit (LOD)	Dilution	Prepared	Analyzed	Analyst
TOTAL METALS ANALYSIS BY EPA 200.8 Prepared by 200.8-No Digestion Metals									
Copper	**225**		ug/L	1.00	1.00	1	12/21/19	12/22/19 03:50	VVD
Lead	ND		ug/L	1.00	1.00	1	12/21/19	12/22/19 03:50	VVD



Will Brewington, President

The results in this report apply to the samples analyzed in accordance with the chain of custody document. This analytical report must be reproduced in its entirety.

1500 Caton Center Dr Suite G
Baltimore MD 21227
410-247-7600
www.mdspectral.com
MD DW LabID 153

Project: ACPS-TC

Project Number: 47:1519-K
Project Manager: Michael Hamill

Reported:
12/24/19 13:54

TC-45-Office Bath L

9121928-45 (Drinking Water)
Sample Date: 12/19/19

Analyte	Result	Notes	Units	Reporting Limit (MRL)	Detection Limit (LOD)	Dilution	Prepared	Analyzed	Analyst
TOTAL METALS ANALYSIS BY EPA 200.8 Prepared by 200.8-No Digestion Metals									
Copper	**164**		ug/L	1.00	1.00	1	12/21/19	12/22/19 03:51	VVD
Lead	ND		ug/L	1.00	1.00	1	12/21/19	12/22/19 03:51	VVD



Will Brewington, President

The results in this report apply to the samples analyzed in accordance with the chain of custody document. This analytical report must be reproduced in its entirety.

1500 Caton Center Dr Suite G
Baltimore MD 21227
410-247-7600
www.mdspectral.com
MD DW LabID 153

Project: ACPS-TC

Project Number: 47:1519-K
Project Manager: Michael Hamill

Reported:
12/24/19 13:54

TC-46-Office Bath R

9121928-46 (Drinking Water)
Sample Date: 12/19/19

Analyte	Result	Notes	Units	Reporting Limit (MRL)	Detection Limit (LOD)	Dilution	Prepared	Analyzed	Analyst
TOTAL METALS ANALYSIS BY EPA 200.8 Prepared by 200.8-No Digestion Metals									
Copper	**155**		ug/L	1.00	1.00	1	12/21/19	12/22/19 03:53	VVD
Lead	ND		ug/L	1.00	1.00	1	12/21/19	12/22/19 03:53	VVD

The results in this report apply to the samples analyzed in accordance with the chain of custody document. This analytical report must be reproduced in its entirety.

Will Brewington, President

1500 Caton Center Dr Suite G
Baltimore MD 21227
410-247-7600
www.mdspectral.com
MD DW LabID 153

Project: ACPS-TC

Project Number: 47:1519-K
Project Manager: Michael Hamill

Reported:
12/24/19 13:54

TC-47-A102J

9121928-47 (Drinking Water)
Sample Date: 12/19/19

Analyte	Result	Notes	Units	Reporting Limit (MRL)	Detection Limit (LOD)	Dilution	Prepared	Analyzed	Analyst
TOTAL METALS ANALYSIS BY EPA 200.8 Prepared by 200.8-No Digestion Metals									
Copper	**253**		ug/L	1.00	1.00	1	12/21/19	12/22/19 03:55	VVD
Lead	ND		ug/L	1.00	1.00	1	12/21/19	12/22/19 03:55	VVD



Will Brewington, President

The results in this report apply to the samples analyzed in accordance with the chain of custody document. This analytical report must be reproduced in its entirety.

1500 Caton Center Dr Suite G
Baltimore MD 21227
410-247-7600
www.mdspectral.com
MD DW LabID 153

Project: ACPS-TC

Project Number: 47:1519-K
Project Manager: Michael Hamill

Reported:
12/24/19 13:54

TOTAL METALS ANALYSIS BY EPA 200.8 - Quality Control

Analyte	Result	Notes	Reporting Limit	Units	Spike Level	Source Result	%REC	%REC Limits	RPD	RPD Limit
Batch B912391 - 200.8-No Digestion Metals										
Blank (B912391-BLK1)					Prepared: 12/21/19 Analyzed: 12/22/19					
Copper	ND		1.00	ug/L						
Lead	ND		1.00	ug/L						
Blank (B912391-BLK2)					Prepared: 12/21/19 Analyzed: 12/22/19					
Copper	ND		1.00	ug/L						
Lead	ND		1.00	ug/L						
Blank (B912391-BLK3)					Prepared: 12/21/19 Analyzed: 12/22/19					
Copper	ND		1.00	ug/L						
Lead	ND		1.00	ug/L						
Blank (B912391-BLK4)					Prepared: 12/21/19 Analyzed: 12/22/19					
Copper	ND		1.00	ug/L						
Lead	ND		1.00	ug/L						
Blank (B912391-BLK5)					Prepared: 12/21/19 Analyzed: 12/22/19					
Copper	ND		1.00	ug/L						
Lead	ND		1.00	ug/L						
LCS (B912391-BS1)					Prepared: 12/21/19 Analyzed: 12/22/19					
Copper	9.67		1.00	ug/L	10.0		97	80-120		
Lead	9.26		1.00	ug/L	10.0		93	80-120		
LCS (B912391-BS2)					Prepared: 12/21/19 Analyzed: 12/22/19					
Copper	9.64		1.00	ug/L	10.0		96	80-120		
Lead	9.29		1.00	ug/L	10.0		93	80-120		
LCS (B912391-BS3)					Prepared: 12/21/19 Analyzed: 12/22/19					
Copper	9.63		1.00	ug/L	10.0		96	80-120		
Lead	9.30		1.00	ug/L	10.0		93	80-120		



Will Brewington, President

The results in this report apply to the samples analyzed in accordance with the chain of custody document. This analytical report must be reproduced in its entirety.

1500 Caton Center Dr Suite G
Baltimore MD 21227
410-247-7600
www.mdspectral.com
MD DW LabID 153

Project: ACPS-TC

Project Number: 47:1519-K
Project Manager: Michael Hamill

Reported:
12/24/19 13:54

TOTAL METALS ANALYSIS BY EPA 200.8 - Quality Control

Analyte	Result	Notes	Reporting Limit	Units	Spike Level	Source Result	%REC	%REC Limits	RPD	RPD Limit
Batch B912391 - 200.8-No Digestion Metals										
LCS (B912391-BS4)					Prepared: 12/21/19 Analyzed: 12/22/19					
Copper	9.73		1.00	ug/L	10.0		97	80-120		
Lead	9.31		1.00	ug/L	10.0		93	80-120		
LCS (B912391-BS5)					Prepared: 12/21/19 Analyzed: 12/22/19					
Copper	9.58		1.00	ug/L	10.0		96	80-120		
Lead	9.27		1.00	ug/L	10.0		93	80-120		
Duplicate (B912391-DUP1)		**Source: 9121928-01**			Prepared: 12/21/19 Analyzed: 12/22/19					
Copper	131		1.00	ug/L		131			0.4	20
Lead	ND		1.00	ug/L		ND				20
Duplicate (B912391-DUP2)		**Source: 9121928-11**			Prepared: 12/21/19 Analyzed: 12/22/19					
Copper	192		1.00	ug/L		193			0.4	20
Lead	ND		1.00	ug/L		ND				20
Duplicate (B912391-DUP3)		**Source: 9121928-21**			Prepared: 12/21/19 Analyzed: 12/22/19					
Copper	264		1.00	ug/L		265			0.5	20
Lead	ND		1.00	ug/L		ND				20
Duplicate (B912391-DUP4)		**Source: 9121928-31**			Prepared: 12/21/19 Analyzed: 12/22/19					
Copper	173		1.00	ug/L		173			0.1	20
Lead	ND		1.00	ug/L		ND				20
Duplicate (B912391-DUP5)		**Source: 9121928-41**			Prepared: 12/21/19 Analyzed: 12/22/19					
Copper	115		1.00	ug/L		114			0.4	20
Lead	ND		1.00	ug/L		ND				20
Matrix Spike (B912391-MS1)		**Source: 9121928-01**			Prepared: 12/21/19 Analyzed: 12/22/19					
Copper	140		1.00	ug/L	10.0	131	87	80-120		
Lead	10.3		1.00	ug/L	10.0	ND	103	80-120		

The results in this report apply to the samples analyzed in accordance with the chain of custody document. This analytical report must be reproduced in its entirety.

Will Brewington, President

1500 Caton Center Dr Suite G
Baltimore MD 21227
410-247-7600
www.mdspectral.com
MD DW LabID 153

Project: ACPS-TC

Project Number: 47:1519-K
Project Manager: Michael Hamill

Reported:
12/24/19 13:54

TOTAL METALS ANALYSIS BY EPA 200.8 - Quality Control

Analyte	Result	Notes	Reporting Limit	Units	Spike Level	Source Result	%REC	%REC Limits	RPD	RPD Limit
Batch B912391 - 200.8-No Digestion Metals										
Matrix Spike (B912391-MS2)		**Source: 9121928-11**			Prepared: 12/21/19 Analyzed: 12/22/19					
Copper	199	QM-4X	1.00	ug/L	10.0	193	58	80-120		
Lead	10.2		1.00	ug/L	10.0	ND	102	80-120		
Matrix Spike (B912391-MS3)		**Source: 9121928-21**			Prepared: 12/21/19 Analyzed: 12/22/19					
Copper	269	QM-4X	1.00	ug/L	10.0	265	43	80-120		
Lead	9.70		1.00	ug/L	10.0	ND	97	80-120		
Matrix Spike (B912391-MS4)		**Source: 9121928-31**			Prepared: 12/21/19 Analyzed: 12/22/19					
Copper	177	QM-4X	1.00	ug/L	10.0	173	47	80-120		
Lead	9.51		1.00	ug/L	10.0	ND	95	80-120		
Matrix Spike (B912391-MS5)		**Source: 9121928-41**			Prepared: 12/21/19 Analyzed: 12/22/19					
Copper	121	QM-4X	1.00	ug/L	10.0	114	70	80-120		
Lead	9.52		1.00	ug/L	10.0	ND	95	80-120		

The results in this report apply to the samples analyzed in accordance with the chain of custody document. This analytical report must be reproduced in its entirety.

Will Brewington, President

1500 Caton Center Dr Suite G
Baltimore MD 21227
410-247-7600
www.mdspectral.com
MD DW LabID 153

Project: ACPS-TC

Project Number: 47:1519-K
Project Manager: Michael Hamill

Reported:
12/24/19 13:54

Notes and Definitions

QM-4X	The spike recovery was outside of QC acceptance limits for the MS and/or MSD due to analyte concentration at 4 times or greater the spike concentration. The QC batch was accepted based on LCS and/or LCSD recoveries within the acceptance limits.
DET	Analyte DETECTED
ND	Analyte NOT DETECTED at or above the reporting limit
NR	Not Reported
dry	Sample results reported on a dry weight basis
RPD	Relative Percent Difference
%-Solids	Percent Solids is a supportive test and as such does not require accredidation

The results in this report apply to the samples analyzed in accordance with the chain of custody document. This analytical report must be reproduced in its entirety.

Will Brewington, President

CHAIN-OF-CUSTODY RECORD

Maryland Spectral Services, Inc.
1500 Caton Center Drive, Suite G
Baltimore, MD 21227
410-247-7600 • Fax 410-247-7602
labman@mdspectral.com

ECS Mid-Atlantic, LLC	Project Manager: Michael Hamill
Project Name: ACPS Water Sampling	Project ID: 47:1519-K
Sampler(s): ACF/MPH	P.O. Number: 47:1519-K

Matrix Codes: NW (nonpotable water), PW (potable water)

Field Sample ID	Date	Time	Water	Soil	Other	No. of Containers	Lead (200.8DW-Pb)	Copper (200.8DW-Cu)	Preservative: 1 + 1 HCL, H_2SO_4, Methanol, $Na_2S_2O_3$, $NaHCO_3$	Field pH, Residual Chlorine, QC Request, Trip Blank, Field Blank	MSS Lab ID
TC-1-C109-S	12/19	4:10	X			1			HNO_3	pH:	9121928-01
TC-2-C109-S		4:11	X			1			HNO_3	pH:	-02
TC-3-C109-S		4:12	X			1			HNO_3	pH:	-03
TC-4-C109-S		4:12	X			1			HNO_3	pH:	-04
TC-5-C109-BathS		4:15	X			1			HNO_3	pH:	-05
TC-6-C109-BathS		4:16	X			1			HNO_3	pH:	-06
TC-7-C109-S		4:17	X			1			HNO_3	pH:	-07
TC-8-C100S		4:17	X			1			HNO_3	pH:	-08
TC-9-C100S		4:18	X			1			HNO_3	pH:	-09
TC-10-C100S		4:19	X			1			HNO_3	pH:	-10

Relinquished by: (Signature) Anna Francese	Date/Time 12/19/19 8:00	Received by: (Signature)	Relinquished by: (Signature)	Date/Time / Received by: (Signature)
(Printed) Anna Francese		(Printed)	(Printed)	(Printed)
Relinquished by: (Signature)	Date/Time 12/19/19 1750	Received by Lab: (Signature)	Turn Around Time:	Lab Use:
(Printed)		(Printed) Samantha Dhan	☐ Normal (7 day) ☐ 5 day ☐ 4 day ☒ 3 day ☐ Rush (2 day) ☐ Next Day ☐ Other: ____ ☐ Specific Due Date: ____	Temp: 19 °C ☐ Received on Ice ☑ Received same day ☐ Preservation Appropriate

Delivery Method:
- ☒ Courier
- ☐ Client
- ☐ UPS
- ☐ FedEx
- ☐ USPS
- ☐ Other: ____

Special Instructions/QC Requirements & Comments:

Sample Disposal:
- ☐ Return to Client
- ☐ Disposal by lab
- ☐ Archive for ____ days

MSS-F001-03/13

CHAIN-OF-CUSTODY RECORD

Maryland Spectral Services, Inc.
1500 Caton Center Drive, Suite G
Baltimore, MD 21227
410-247-7600 • Fax 410-247-7602
labman@mdspectral.com

ECS Mid-Atlantic, LLC	Project Manager: Michael Hamill
Project Name: ACPS Water Sampling	Project ID: 47:1519-K
Sampler(s): ACF/MPH	P.O. Number: 47:1519-K

Matrix Codes: NW (nonpotable water), PW (potable water)

Field Sample ID	Date	Time	Water	Soil	Other	No. of Containers	Lead (200.8DW-Pb)	Copper (200.8DW-Cu)	Preservative: 1+1 HCL, H_2SO_4, Methanol, $Na_2S_2O_3$, $NaHCO_3$	Field pH, Residual Chlorine, QC Request, Trip Blank, Field Blank	MSS Lab ID
TC-11-C100S	12/19	4:20	X			1			HNO_3	pH:	9121928-11
TC-12-C100S		4:21	X			1			HNO_3	pH:	-12
TC-13-C100S		4:22	X			1			HNO_3	pH:	-13
TC-14-C100S		4:23	X			1			HNO_3	pH:	-14
TC-15-C100S		4:24	X			1			HNO_3	pH:	-15
TC-16-C100S		4:25	X			1			HNO_3	pH:	-16
TC-17-C100S		4:26	X			1			HNO_3	pH:	-17
TC-18-C100S		4:27	X			1			HNO_3	pH:	-18
TC-19-C100S		4:28	X			1			HNO_3	pH:	-19
TC-20-C100S		4:29	X			1			HNO_3	pH:	-20

Relinquished by: (Signature)	Date/Time	Received by: (Signature)	Relinquished by: (Signature)	Date/Time	Received by: (Signature)
(Printed) Anna Francisco	12/19/19 8:00	(Printed)	(Printed)		(Printed)
Relinquished by: (Signature)	Date/Time	Received by Lab: (Signature)			
(Printed)	12/19/19 1750	(Printed) Samantha Adams			

Turn Around Time:
- ☐ Normal (7 day)
- ☐ 5 day
- ☐ 4 day
- ☒ 3 day
- ☐ Rush (2 day)
- ☐ Next Day
- ☐ Other: _____
- ☐ Specific Due Date: _____

Lab Use:
Temp: 19 °C
- ☐ Received on Ice
- ☑ Received same day
- ☐ Preservation Appropriate

Delivery Method:
- ☒ Courier
- ☐ Client
- ☐ UPS
- ☐ FedEx
- ☐ USPS
- ☐ Other: _____

Special Instructions/QC Requirements & Comments:

Sample Disposal:
- ☐ Return to Client
- ☐ Disposal by lab
- ☐ Archive for _____ days

MSS-F001-03/13

CHAIN-OF-CUSTODY RECORD

Maryland Spectral Services, Inc.
1500 Caton Center Drive, Suite G
Baltimore, MD 21227
410-247-7600 • Fax 410-247-7602
labman@mdsspectral.com

ECS Mid-Atlantic, LLC	Project Manager: Michael Hamill
Project Name: ACPS Water Sampling	Project ID: 47:1519-K
Sampler(s): ACF/MPH	P.O. Number: 47:1519-K

Matrix Codes: NW (nonpotable water)
PW (potable water)

Field Sample ID	Date	Time	Water	Soil	Other	No. of Containers	Lead (200.8DW-Pb)	Copper (200.8DW-Cu)	Preservative: 1+1 HCL, H_2SO_4, Methanol, $Na_2S_2O_3$, $NaHCO_3$	Field pH, Residual Chlorine, QC Request, Trip Blank, Field Blank	MSS Lab ID
TC-21-C100S	12/19	4:30	X			1			HNO_3	pH:	9121928-21
TC-22-C100S		4:31	X			1			HNO_3	pH:	-22
TC-23-C100S		4:31	X			1			HNO_3	pH:	-23
TC-24-C100S		4:32	X			1			HNO_3	pH:	-24
TC-25-C100S		4:32	X			1			HNO_3	pH:	-25
TC-26-C100S		4:32	X			1			HNO_3	pH:	-26
TC-27-C100G5		4:34	X			1			HNO_3	pH:	-27
TC-28-C100H5		4:35	X			1			HNO_3	pH:	-28
TC-29-C116S		4:36	X			1			HNO_3	pH:	-29
TC-30-SSC-S		4:37	X			1			HNO_3	pH:	-30

Analysis Requested

Relinquished by: (Signature)	Date/Time 12/19/19 8:00	Received by: (Signature)	Relinquished by: (Signature)	Date/Time	Received by: (Signature)	
(Printed) [redacted] Anna Francisca		(Printed)	(Printed)		(Printed)	
Relinquished by: (Signature)	Date/Time 12/19/19 1750	Received by Lab: (Signature)	Turn Around Time:	Lab Use:		
(Printed)		(Printed) Samantha Thar	☐ Normal (7 day) ☐ 5 day ☐ 4 day ☒ 3 day ☐ Rush (2 day) ☐ Next Day ☐ Other: ____ ☐ Specific Due Date: ____	Temp: 19 °C ☐ Received on Ice ☒ Received same day ☐ Preservation Appropriate		

Delivery Method:	Special Instructions/QC Requirements & Comments:	Sample Disposal:
☒ Courier ☐ Client ☐ UPS ☐ FedEx ☐ USPS ☐ Other: ____		☐ Return to Client ☐ Disposal by lab ☐ Archive for ____ days

MSS-F001-03/13

CHAIN-OF-CUSTODY RECORD

Maryland Spectral Services, Inc.
1500 Caton Center Drive, Suite G
Baltimore, MD 21227
410-247-7600 • Fax 410-247-7602
labman@mdspectral.com

ECS Mid-Atlantic, LLC	Project Manager: Michael Hamill
Project Name: ACPS Water Sampling	Project ID: 47:1519-K
Sampler(s): ACF/MPH	P.O. Number: 47:1519-K

Matrix Codes: NW (nonpotable water), PW (potable water)

Field Sample ID	Date	Time	Water	Soil	Other	No. of Containers	Lead (200.8DW-Pb)	Copper (200.8DW-Cu)	Preservative: 1+1 HCL, H_2SO_4, Methanol, $Na_2S_2O_3$, $NaHCO_3$	Field pH, Residual Chlorine, QC Request, Trip Blank, Field Blank	MSS Lab ID
TC-31-DressingS	12/19	4:40	X			1			HNO_3	pH:	9121928-31
TC-32-DressingS		4:41	X			1			HNO_3	pH:	-32
TC-33 - HallBB		4:44	X			1			HNO_3	pH:	-33
TC-34 - HallRB		4:44	X			1			HNO_3	pH:	-34
TC-35 - HallBubL		4:47	X			1			HNO_3	pH:	-35
TC-36- HallBubR		4:47	X			1			HNO_3	pH:	-36
TC-37 - HallBottle		4:48	X			1			HNO_3	pH:	-37
TC-38 - HallBubR2		4:49	X			1			HNO_3	pH:	-38
TC-39 - HallBubL		4:50	X			1			HNO_3	pH:	-39
TC-40 - HallBubR	↓	4:50	X			1			HNO_3	pH:	-40

Analysis Requested

Relinquished by: (Signature) AF	Date/Time 12/19/19 8:00	Received by: (Signature)	Relinquished by: (Signature)	Date/Time	Received by: (Signature)
(Printed) [redacted] Anna Francesa		(Printed)	(Printed)		(Printed)
Relinquished by: (Signature)	Date/Time 1750 12/19/19	Received by Lab: (Signature)	Turn Around Time:	Lab Use:	
(Printed)		(Printed) Samantha Adams	☐ Normal (7 day) ☐ 5 day ☐ 4 day ☒ 3 day ☐ Rush (2 day) ☐ Next Day ☐ Other: ____ ☐ Specific Due Date: ____	Temp: 19 °C ☐ Received on Ice ☑ Received same day ☐ Preservation Appropriate	

Delivery Method:
- ☒ Courier
- ☐ Client
- ☐ UPS
- ☐ FedEx
- ☐ USPS
- ☐ Other: ____

Special Instructions/QC Requirements & Comments:

Sample Disposal:
- ☐ Return to Client
- ☐ Disposal by lab
- ☐ Archive for ____ days

MSS-F001-03/13

CHAIN-OF-CUSTODY RECORD

ECS Mid-Atlantic, LLC	Project Manager: Michael Hamill
Project Name: ACPS Water Sampling	Project ID: 47:1519-K
Sampler(s): ACF/MPH	P.O. Number: 47:1519-K

Analysis Requested

Maryland Spectral Services, Inc.
1500 Caton Center Drive, Suite G
Baltimore, MD 21227
410-247-7600 • Fax 410-247-7602
labman@mdspectral.com

Matrix Codes: NW (nonpotable water)
PW (potable water)

Field Sample ID	Date	Time	Water	Soil	Other	No. of Containers	Lead (200.8DW-Pb)	Copper (200.8DW-Cu)	Preservative: 1 + 1 HCL, H_2SO_4, Methanol, $Na_2S_2O_3$, $NaHCO_3$	Field pH, Residual Chlorine, QC Request, Trip Blank, Field Blank	MSS Lab ID
TC-41 - Office Bob L	12/19	4:52	X			1			HNO_3	pH:	9121928-41
TC-43 - A1085		4:54	X			1			HNO_3	pH:	-43
TC-44 - A1065		4:55	X			1			HNO_3	pH:	-44
TC-45 - Office Bath L		4:52	X			1			HNO_3	pH:	-45
TC-46 - Office Bath R		4:57	X			1			HNO_3	pH:	-46
TC-47 - A1025		5:00	X			1			HNO_3	pH:	-47
~~TC-48~~			~~X~~			~~1~~			HNO_3	pH:	
~~TC-49~~			~~X~~			~~1~~			HNO_3	pH:	
~~TC-50~~			~~X~~			~~1~~			HNO_3	pH:	
TC - 42 - Office Bob R		4:53	X			1			HNO_3	pH:	9121928-42

Relinquished by: (Signature) ACF	Date/Time 12/19/19 8:00	Received by: (Signature)	Relinquished by: (Signature)	Date/Time	Received by: (Signature)
(Printed) ~~Anna Francisco~~ Anna Francisco		(Printed)	(Printed)		(Printed)
Relinquished by: (Signature)	Date/Time 1750 12/19/19	Received by Lab: (Signature)			
(Printed)		(Printed) Samantha Khan			

Turn Around Time:
- ☐ Normal (7 day)
- ☐ 5 day
- ☐ 4 day
- ☒ 3 day
- ☐ Rush (2 day)
- ☐ Next Day
- ☐ Other: _____
- ☐ Specific Due Date: _____

Lab Use:
Temp: 19 °C
- ☐ Received on Ice
- ☑ Received same day
- ☐ Preservation Appropriate

Delivery Method:
- ☒ Courier
- ☐ Client
- ☐ UPS
- ☐ FedEx
- ☐ USPS
- ☐ Other: _____

Special Instructions/QC Requirements & Comments:

Sample Disposal:
- ☐ Return to Client
- ☐ Disposal by lab
- ☐ Archive for _____ days

MSS-F001-03/13