LEAD AND COPPER IN DRINKING WATER SAMPLING

PATRICK HENRY K-8

4643 TANEY AVE
ALEXANDRIA, VIRGINIA 22301

ECS PROJECT NO. 47:11652-E6

FOR: ALEXANDRIA CITY PUBLIC SCHOOLS

FEBRUARY 5, 2026

February 5, 2026

Mr. Lee Conroy
Alexandria City Public Schools
2000 North Beauregard Street
Alexandria, Virginia 22311
lee.conroy@acps.k12.va.us

ECS Project No. 47:11652-E6

Reference: Lead and Copper in Drinking Water Sampling, Patrick Henry K-8, 4643 Taney Ave, Alexandria, Virginia 22304

Dear Mr. Conroy:

ECS Mid-Atlantic, LLC (ECS) is pleased to provide Alexandria City Public Schools with the results of the Lead and Copper in Drinking Water Sampling performed at Patrick Henry K-8 located at 4643 Taney Ave in Alexandria, Virginia. This report summarizes our observations, analytical results, findings, and recommendations related to the work performed. The work described in this report was performed by ECS in general accordance with the Scope of Services described in ECS Proposal Number 47:41573 and the terms and conditions of the agreement authorizing those services.

ECS appreciates this opportunity to provide Alexandria City Public Schools with our services. If we can be of further assistance to you, please do not hesitate to contact us.

Sincerely,

ECS Mid-Atlantic, LLC

William T. Sargent
Environmental Staff Project Manager
wsargent@ecslimited.com
703-471-8400

Christopher J. Chapman, CIH
Director of Industrial Hygiene
cchapman@ecslimited.com
804-353-6333

TABLE OF CONTENTS

PAGE

1.0 PROJECT DESCRIPTION 1

2.0 PURPOSE 1

3.0 METHODOLOGY 1

3.1 Lead and Copper in Drinking Water 1

4.0 RESULTS 2

4.1 Lead in Drinking Water 2

4.2 Copper in Drinking Water 2

5.0 RECOMMENDATIONS AND REGULATORY REQUIREMENTS 2

5.1 Lead in Drinking Water 2

5.2 Copper in Drinking Water 3

6.0 LIMITATIONS 4

TABLE OF APPENDICES

Appendix I: Drawings

Appendix II: Site Photographs

Appendix III: Lead and Copper in Drinking Water Results

Appendix IV: Laboratory Reports

1.0 PROJECT DESCRIPTION

The subject property consists of Patrick Henry K-8, a three-story school building located at 4643 Taney Ave in Alexandria, Virginia. The building is currently occupied, and is used by Alexandria City Public Schools (ACPS) as a school and office facility. The site is located within Alexandria and is under the jurisdiction of the City of Alexandria, Virginia, federal Environmental Protection Agency (EPA), and the Commonwealth of Virginia - Code of Regulations for drinking water.

The site receives water from Virginia American Water, which is classified as a public drinking water system by the EPA under the Safe Drinking Water Act (SDWA). Because the site is connected to a public water system, the site is not independently regulated as a water supplier by the EPA.

2.0 PURPOSE

The purpose of this water sampling event was to provide periodic - proactive re-testing of select drinking water sources within the school. This was not a comprehensive sampling of all potable drinking water sources in the school.

U.S. EPA created the Lead and Copper Rule under the Safe Drinking Water Act (SDWA). U.S. EPA established a lead action level of 15 ppb (parts per billion) or 0.015 milligrams per liter (mg/L).

The Code of Virginia § 22.1-135.1 currently requires Virginia school boards to develop and implement a plan to test, and if necessary, remediate potable water sources identified by the US EPA as a high priority. Each local school board shall submit testing plans and laboratory results to the Department of Health. If potable water sources are detected at or above 10 parts per billion (0.010 mg/L), the school board shall notify parents of such results.

The US EPA's *3Ts for Reducing Lead in Drinking Water in Schools: Revised Technical Guidance (EPA 815-B-18-007*) was created to provide recommendations on how to address lead in drinking water in schools and child-care facilities. The procedures and response actions outlined in the EPA's 3Ts document are recommendations, not requirements. The EPA's 3Ts guidance document does not set action levels for lead in drinking water, but it does reference the action levels created for public water systems in the EPA's LCR. The results of this water sampling event will be compared to the action levels set in the EPA's LCR.

3.0 METHODOLOGY

ECS performed the authorized Scope of Services in general accordance with our proposal, standard industry practice(s) and methods specified by regulation(s) for sampling drinking water.

3.1 Lead and Copper in Drinking Water

Sample protocols were performed following the guidance of the US EPA document, *3Ts for Reducing Lead in Drinking Water in Schools: Revised Technical Guidance (EPA 815-B-18-007*).

ECS coordinated the water sampling with ACPS officials, and it is ECS's understanding that all of the water sources sampled were not in use at least eight hours prior to sampling. ACPS personnel granted ECS access to the building. ECS attempted to sample approximately 20% of the accessible

potable water sources within the building, with a minimum of five samples per school building and a minimum of two samples per floor. During sampling, initial draw samples were collected. The samples were collected in 250 mL bottles with a nitric acid preservative. These water bottles were provided to ECS by Maryland Spectral Services, Inc. The water samples were provided with unique identification labels which include the school initials, a sequential number identifier, and sample location identifier.

The collected samples were sealed and transported by courier to Maryland Spectral Services located in Baltimore, Maryland under chain of custody protocol for analysis per EPA Methodology for lead in drinking water.

Please note that efforts were made to collect samples from selected outlets in accordance with the methodology described above. Some areas within the building were locked. ECS was not able to sample outlets in the locked areas.

4.0 RESULTS

The following is a summary of laboratory results, findings and observations.

4.1 Lead in Drinking Water

None of the water samples collected were reported to have concentrations above the EPA lead action level of 15 ug/L or the VA action level of 10 ug/L. In total, forty (40) water samples were collected from the building. A table of the collected samples and the associated analytical results can be found in the appendices. The reported concentrations were all below the detection limit. A copy of the laboratory analytical results and chain of custody are attached to this report. A sketch identifying the approximate location of each water sample can also be found in the appendices.

4.2 Copper in Drinking Water

None of the water samples collected were reported to have concentrations above the EPA copper action level of 1.3 mg/L (PPM) or 1300 ug/L. In total, forty (40) water samples were collected from the building. A table of the collected samples and the associated analytical results can be found in the appendices. The reported concentrations ranged from 1.80 to 957 ug/L. A copy of the laboratory analytical results and chain of custody are attached to this report. A sketch identifying the approximate location of each water sample can also be found in the appendices.

5.0 RECOMMENDATIONS AND REGULATORY REQUIREMENTS

Based on our understanding of the purpose of the Lead and Copper in Drinking Water Sampling, the results of laboratory analysis, and our findings and observations, ECS presents the following recommendations.

5.1 Lead in Drinking Water

The sample results were below the action level, and no further testing or remediation is indicated at this time.

No specific time frame is given in which follow-up testing for the schools needs to be performed. As good practice, ECS recommends performing follow-up periodic testing every three years. If additional guidelines or regulations are enacted at a state or federal level, the frequency of testing should be modified to reflect these changes.

In the US EPA 3Ts document, routine control measures are recommended as general good practice for over-all drinking water safety. The routine control measures that should be conducted to prevent exposure to elevated levels of lead, include the following:

- Clean debris from all accessible screens frequently. If you discovered sediments in faucet screens, have the sediments tested for lead and continue to clean your screens frequently, even if the analysis finds no lead.
- Use only cold water for food and beverage preparation. Hot water will dissolve lead more quickly than cold water and is likely to contain increased lead levels. If hot water is needed, it should be taken from the cold water tap and heated on a stove or in a microwave oven.
- Instruct the users (students and staff) to run the water before drinking or staff could run the water before students arrive, so they are drinking water that has not been in contact with the faucet interior since faucets are often a major source of lead in drinking water.
- Placard bathroom sinks with notices that water should not be consumed. You should use pictures if there are small children using bathrooms.
- US EPA recommends public notification of the findings of this sample event to the public and school staff. EPA has described different procedures for dissemination of this information which are described in Section III.6 of the 3 Ts document. The school should review the different methods described and choose the most appropriate method for the school.

5.2 Copper in Drinking Water

The sample results were below the action level, and no further testing or remediation is indicated at this time.

No specific time frame is given in which follow-up testing for the schools needs to be performed. As good practice, ECS recommends performing follow-up periodic testing every three years. If additional guidelines or regulations are enacted at a state or federal level, the frequency of testing should be modified to reflect these changes.

In the US EPA 3Ts document, routine control measures are recommended as general good practice for over-all drinking water safety. The routine control measures that should be conducted to prevent exposure to elevated levels of lead, include the following:

- Clean debris from all accessible screens frequently. If you discovered sediments in faucet screens, have the sediments tested for lead and continue to clean your screens frequently, even if the analysis finds no lead.
- Use only cold water for food and beverage preparation. Hot water will dissolve lead more quickly than cold water and is likely to contain increased lead levels. If hot water is needed, it should be taken from the cold water tap and heated on a stove or in a microwave oven.

- Instruct the users (students and staff) to run the water before drinking or staff could run the water before students arrive, so they are drinking water that has not been in contact with the faucet interior since faucets are often a major source of lead in drinking water.
- Placard bathroom sinks with notices that water should not be consumed. You should use pictures if there are small children using bathrooms.
- US EPA recommends public notification of the findings of this sample event to the public and school staff. EPA has described different procedures for dissemination of this information which are described in Section III.6 of the 3 Ts document. The school should review the different methods described and choose the most appropriate method for the school.

6.0 LIMITATIONS

The conclusions and recommendations presented within this report are based upon a reasonable level of assessment within normal bounds and standards of professional practice for a site in this particular geographic setting. ECS is not responsible or liable for the discovery and elimination of hazards that may potentially cause damage, accidents, or injuries.

The observations, conclusions, and recommendations pertaining to environmental conditions at the subject site are necessarily limited to conditions observed, and/or materials reviewed at the time this study was undertaken. No warranty, expressed or implied, is made with regard to the conclusions and recommendations presented within this report. This report is provided for the exclusive use of the client. This report is not intended to be used or relied upon in connection with other projects or by other unidentified third parties without the written consent of ECS and the client.

Our recommendations are in part based on federal, state, and local regulations and guidelines. ECS does not assume the responsibility of the person(s) in charge of the site, or otherwise undertake responsibility for reporting to any local, state, or federal public agencies, any conditions at the site that may present a potential danger to public health, safety, or the environment. Under this scope of services, ECS assumes no responsibility regarding any response actions initiated as a result of these findings. General compliance with regulations and response actions are the sole responsibility of the Client and should be conducted in accordance with local, state, and/or federal requirements.

Appendix I: Drawings



Legend:

- Approximate Water Sample Location
- Elevated Copper
- Elevated Lead
- Elevated Lead and Copper

Patrick Henry K-8 School
4643 Taney Ave
Alexandria, VA 22304

Sample Location Diagram
First Floor

Scale	NTS
Project No.	47:11652-E6
Date	1/4/2026

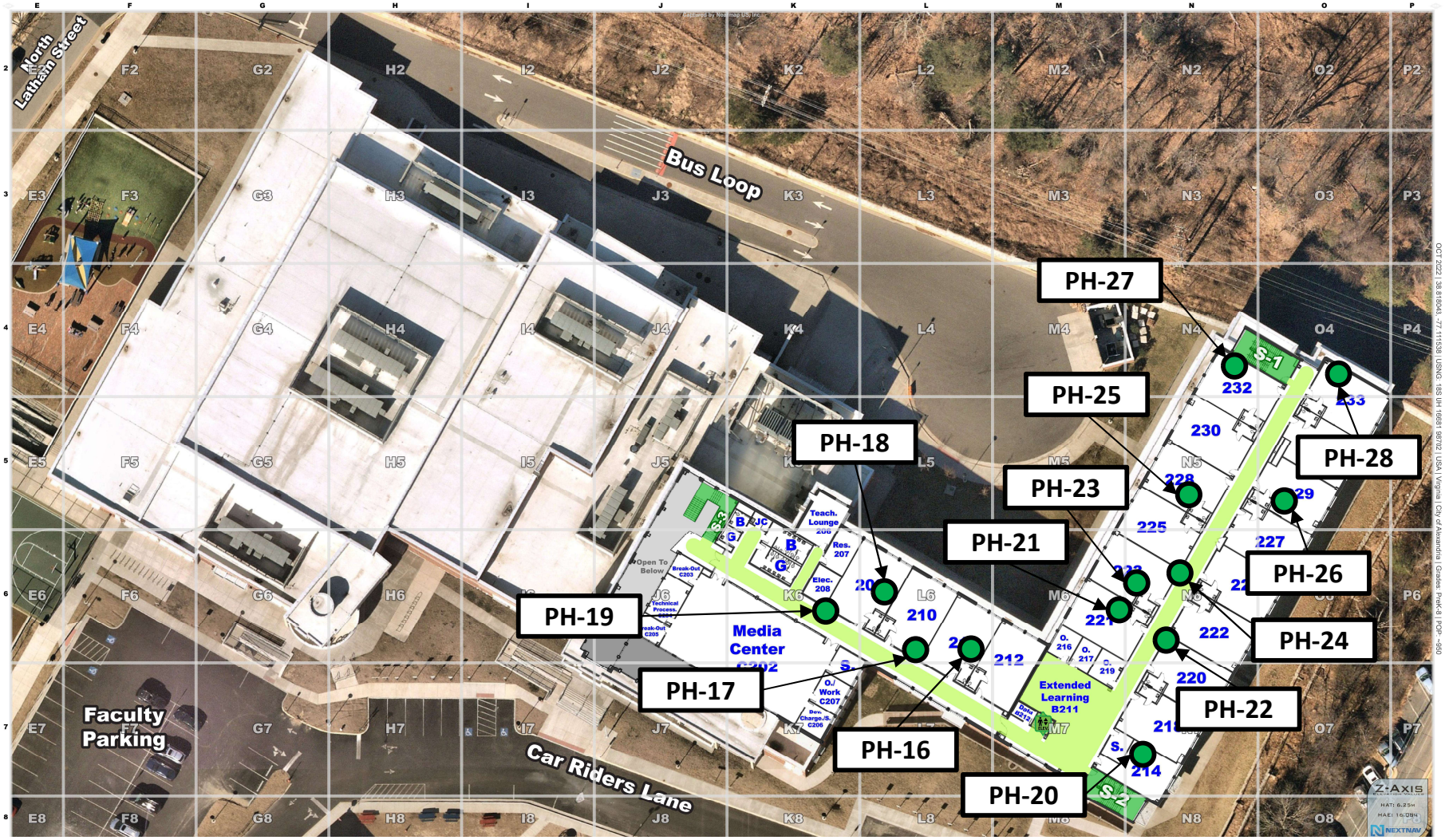

Legend:

- Approximate Water Sample Location
- Elevated Copper
- Elevated Lead
- Elevated Lead and Copper

Patrick Henry K-8 School
4643 Taney Ave
Alexandria, VA 22304

Sample Location Diagram
First Floor

Scale	NTS
Project No.	47:11652-E6
Date	1/4/2026

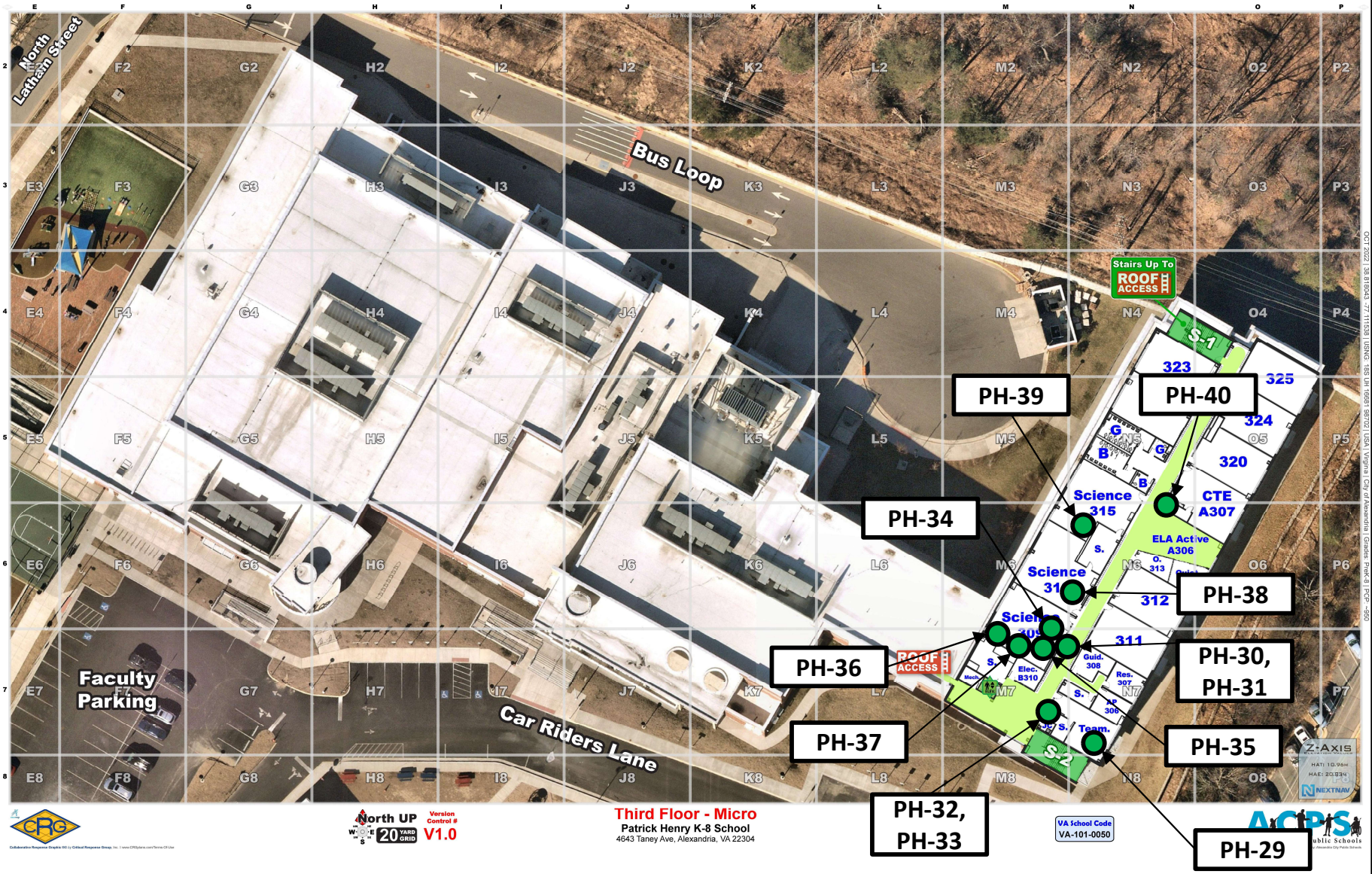

Legend:

- Approximate Water Sample Location
- Elevated Copper
- Elevated Lead
- Elevated Lead and Copper

Patrick Henry K-8 School
4643 Taney Ave
Alexandria, VA 22304

Sample Location Diagram
First Floor

Scale
NTS

Project No.
47:11652-E6

Date
1/4/2026

Appendix II: Site Photographs



1 - ECS Sample #PH-01



2 - ECS Sample #PH-02



3 - ECS Sample #PH-03



4 - ECS Sample #PH-04



5 - ECS Sample #PH-05



6 - ECS Sample #PH-06



7 - ECS Sample #PH-07



8 - ECS Sample #PH-08



9 - ECS Sample #PH-09



10 - ECS Sample #PH-10



11 - ECS Sample #PH-11



12 - ECS Sample #PH-12



13 - ECS Sample #PH-13



14 - ECS Sample #PH-14



15 - ECS Sample #PH-16



16 - ECS Sample #PH-16



17 - ECS Sample #PH-18



18 - ECS Sample #PH-19



19 - ECS Sample #PH-20



20 - ECS Sample #PH-21



21 - ECS Sample #PH-22



22 - ECS Sample #PH-23



23 - ECS Sample #PH-24



24 - ECS Sample #PH-25



25 - ECS Sample #PH-26



26 - ECS Sample #PH-27



27 - ECS Sample #PH-28



28 - ECS Sample #PH-29



29 - ECS Sample #PH-30



30 - ECS Sample #PH-31



31 - ECS Sample #PH-32



32 - ECS Sample #PH-33



33 - ECS Sample #PH-34



34 - ECS Sample #PH-35



35 - ECS Sample #PH-36



36 - ECS Sample #PH-37



37 - ECS Sample #PH-38



38 - ECS Sample #PH-39



39 - ECS Sample #PH-40

Appendix III: Lead and Copper in Drinking Water Results

Patrick Henry K-8 Water Sampling
4643 Taney Avenue, Alexandria, Virginia 22304
ECS Project No. 47:11652-E6
Site Visit: January 14 and 16, 2025

Copper and Lead Drinking Water Results Table		
Sample Number	**Copper Result (ug/L)**	**Lead Result (ug/L)**
PH-01	614.0	ND
PH-02	393.0	ND
PH-03	204.0	ND
PH-04	251.0	ND
PH-05	213.0	ND
PH-06	742.0	ND
PH-07	530.0	ND
PH-08	565.0	ND
PH-09	575.0	ND
PH-10	957.0	ND
PH-11	353.0	ND
PH-12	301.0	ND
PH-13	393.0	ND
PH-14	312.0	ND
PH-15	534.0	ND
PH-16	270.0	ND
PH-17	449.0	ND
PH-18	486.0	ND

Table Notes:
Red = Above the EPA Action Level
Orange = Exceeds VA Action Level for Lead
ND = Not Detected

Sample Number	Copper Result (ug/L)	Lead Result (ug/L)
PH-19	573.0	ND
PH-20	474.0	ND
PH-21	273.0	ND
PH-22	231.0	ND
PH-23	239.0	ND
PH-24	2.15	ND
PH-25	249.0	ND
PH-26	306.0	ND
PH-27	251.0	ND
PH-28	353.0	ND
PH-29	328.0	ND
PH-30	474.0	ND
PH-31	463.0	ND
PH-32	481.0	ND
PH-33	491.0	ND
PH-34	290.0	ND
PH-35	382.0	ND
PH-36	326.0	ND
PH-37	336.0	ND

Table Notes:
Red = Above the EPA Action Level
Orange = Exceeds VA Action Level for Lead
ND = Not Detected

Sample Number	Copper Result (ug/L)	Lead Result (ug/L)
PH-38	281.0	ND
PH-39	537.0	ND
PH-40	1.80	ND
The EPA's Lead and Copper Rule set an action level of 15 µg/L for lead and an action level of 1300 µg/L for copper. Note these levels are related to public water systems (PWSs). The Code of Virginia requires school boards notify parents if testing results exceed 10 µg/L of Lead (Pb).		

Table Notes:
Red = Above the EPA Action Level
Orange = Exceeds VA Action Level for Lead
ND = Not Detected

Appendix IV: Laboratory Reports

Maryland spectral Services

Analytical Chemistry Services

1500 Caton Center Dr Suite G
Baltimore MD 21227
410-247-7600
www.mdspectral.com
VELAP ID 460040

14 January 2026

William Sargent
ECS-Chantilly
14026 Thunderbolt Place, Suite 100
Chantilly, VA 20151

RE: ACPS PATRICK HENRY DRINKING WATER

Enclosed are the results of analyses for samples received by the laboratory on 01/07/26 13:40.

Maryland Spectral Services, Inc. is a TNI 2016 Standard accredited laboratory and as such, all analyses performed at Maryland Spectral Services included in this report are 2016 TNI certified except as indicated at the end of this report. Please visit our website at www.mdspectral.com for a complete listing of our TNI 2016 Standard accreditations.

If you have any questions concerning this report, please feel free to contact me.

Sincerely,



Rabecka Koons
Quality Assurance Officer

Maryland spectral Services

Analytical Chemistry Services

1500 Caton Center Dr Suite G
Baltimore MD 21227
410-247-7600
www.mdspectral.com

Analytical Results

Project: ACPS PATRICK HENRY DRINKING WATER

Project Number: 47:11652-E6:84
Project Manager: William Sargent

Reported:
01/14/26 15:07

Client Sample ID	Alternate Sample ID	Laboratory ID	Matrix	Date Sampled	Date Received
PH-01		6010745-01	Drinking Water	01/06/26 05:03	01/07/26 13:40
PH-02		6010745-02	Drinking Water	01/06/26 05:05	01/07/26 13:40
PH-03		6010745-03	Drinking Water	01/06/26 05:08	01/07/26 13:40
PH-04		6010745-04	Drinking Water	01/06/26 05:10	01/07/26 13:40
PH-05		6010745-05	Drinking Water	01/06/26 05:12	01/07/26 13:40
PH-06		6010745-06	Drinking Water	01/06/26 05:15	01/07/26 13:40
PH-07		6010745-07	Drinking Water	01/06/26 05:16	01/07/26 13:40
PH-08		6010745-08	Drinking Water	01/06/26 05:17	01/07/26 13:40
PH-09		6010745-09	Drinking Water	01/06/26 05:20	01/07/26 13:40
PH-10		6010745-10	Drinking Water	01/06/26 05:22	01/07/26 13:40
PH-11		6010745-11	Drinking Water	01/06/26 05:25	01/07/26 13:40
PH-12		6010745-12	Drinking Water	01/06/26 05:27	01/07/26 13:40
PH-13		6010745-13	Drinking Water	01/06/26 05:30	01/07/26 13:40
PH-14		6010745-14	Drinking Water	01/06/26 05:32	01/07/26 13:40
PH-15		6010745-15	Drinking Water	01/06/26 05:35	01/07/26 13:40
PH-16		6010745-16	Drinking Water	01/06/26 05:37	01/07/26 13:40
PH-17		6010745-17	Drinking Water	01/06/26 05:40	01/07/26 13:40
PH-18		6010745-18	Drinking Water	01/06/26 05:42	01/07/26 13:40
PH-19		6010745-19	Drinking Water	01/06/26 05:45	01/07/26 13:40

The results in this report apply to the samples analyzed in accordance with the chain of custody document. This analytical report must be reproduced in its entirety.

Rabecka Koons, Quality Assurance Officer

All analyses performed at Maryland Spectral Services included in the report are TNI certified except as indicated at the end of the report.

1500 Caton Center Dr Suite G
Baltimore MD 21227
410-247-7600
www.mdspectral.com

Analytical Results

Project: ACPS PATRICK HENRY DRINKING WATER

Project Number: 47:11652-E6:84
Project Manager: William Sargent

Reported:
01/14/26 15:07

PH-01

6010745-01 (Drinking Water)
Sampled on: 01/06/26 05:03

Analyte	Result	Notes	Units	Reporting Limit (MRL)	Detection Limit (LOD)	Dilution	Prepared	Analyzed	Analyst
Total Metals Analysis by EPA 200.8DW Prepared by 200.8-No Digestion Metals									
Copper	**614**		ug/L	1.00	1.00	1	01/13/26	01/13/26 20:48	AWH
Lead	ND		ug/L	1.00	1.00	1	01/13/26	01/13/26 20:48	AWH

The results in this report apply to the samples analyzed in accordance with the chain of custody document. This analytical report must be reproduced in its entirety.

Rabecka Koons, Quality Assurance Officer

All analyses performed at Maryland Spectral Services included in the report are TNI certified except as indicated at the end of the report.

Maryland spectral Services

Analytical Chemistry Services

1500 Caton Center Dr Suite G
Baltimore MD 21227
410-247-7600
www.mdspectral.com

Analytical Results

Project: ACPS PATRICK HENRY DRINKING WATER

Project Number: 47:11652-E6:84
Project Manager: William Sargent

Reported:
01/14/26 15:07

PH-02

6010745-02 (Drinking Water)
Sampled on: 01/06/26 05:05

Analyte	Result	Notes	Units	Reporting Limit (MRL)	Detection Limit (LOD)	Dilution	Prepared	Analyzed	Analyst
Total Metals Analysis by EPA 200.8DW Prepared by 200.8-No Digestion Metals									
Copper	**393**		ug/L	1.00	1.00	1	01/13/26	01/13/26 20:57	AWH
Lead	ND		ug/L	1.00	1.00	1	01/13/26	01/13/26 20:57	AWH

The results in this report apply to the samples analyzed in accordance with the chain of custody document. This analytical report must be reproduced in its entirety.

Rabecka Koons, Quality Assurance Officer

All analyses performed at Maryland Spectral Services included in the report are TNI certified except as indicated at the end of the report.

Maryland spectral Services

Analytical Chemistry Services

1500 Caton Center Dr Suite G
Baltimore MD 21227
410-247-7600
www.mdspectral.com

Analytical Results

Project: ACPS PATRICK HENRY DRINKING WATER

Project Number: 47:11652-E6:84
Project Manager: William Sargent

Reported:
01/14/26 15:07

PH-03

6010745-03 (Drinking Water)
Sampled on: 01/06/26 05:08

Analyte	Result	Notes	Units	Reporting Limit (MRL)	Detection Limit (LOD)	Dilution	Prepared	Analyzed	Analyst
Total Metals Analysis by EPA 200.8DW Prepared by 200.8-No Digestion Metals									
Copper	**204**		ug/L	1.00	1.00	1	01/13/26	01/13/26 21:12	AWH
Lead	ND		ug/L	1.00	1.00	1	01/13/26	01/13/26 21:12	AWH

The results in this report apply to the samples analyzed in accordance with the chain of custody document. This analytical report must be reproduced in its entirety.

Rabecka Koons, Quality Assurance Officer

All analyses performed at Maryland Spectral Services included in the report are TNI certified except as indicated at the end of the report.

1500 Caton Center Dr Suite G
Baltimore MD 21227
410-247-7600
www.mdspectral.com

Analytical Results

Project: ACPS PATRICK HENRY DRINKING WATER

Project Number: 47:11652-E6:84
Project Manager: William Sargent

Reported:
01/14/26 15:07

PH-04

6010745-04 (Drinking Water)
Sampled on: 01/06/26 05:10

Analyte	Result	Notes	Units	Reporting Limit (MRL)	Detection Limit (LOD)	Dilution	Prepared	Analyzed	Analyst
Total Metals Analysis by EPA 200.8DW Prepared by 200.8-No Digestion Metals									
Copper	**251**		ug/L	1.00	1.00	1	01/13/26	01/13/26 21:21	AWH
Lead	ND		ug/L	1.00	1.00	1	01/13/26	01/13/26 21:21	AWH

The results in this report apply to the samples analyzed in accordance with the chain of custody document. This analytical report must be reproduced in its entirety.

Rabecka Koons, Quality Assurance Officer

All analyses performed at Maryland Spectral Services included in the report are TNI certified except as indicated at the end of the report.

1500 Caton Center Dr Suite G
Baltimore MD 21227
410-247-7600
www.mdspectral.com

Analytical Results

Project: ACPS PATRICK HENRY DRINKING WATER

Project Number: 47:11652-E6:84
Project Manager: William Sargent

Reported:
01/14/26 15:07

PH-05

6010745-05 (Drinking Water)
Sampled on: 01/06/26 05:12

Analyte	Result	Notes	Units	Reporting Limit (MRL)	Detection Limit (LOD)	Dilution	Prepared	Analyzed	Analyst
Total Metals Analysis by EPA 200.8DW Prepared by 200.8-No Digestion Metals									
Copper	**213**		ug/L	1.00	1.00	1	01/13/26	01/13/26 21:30	AWH
Lead	ND		ug/L	1.00	1.00	1	01/13/26	01/13/26 21:30	AWH

The results in this report apply to the samples analyzed in accordance with the chain of custody document. This analytical report must be reproduced in its entirety.

Rabecka Koons, Quality Assurance Officer

All analyses performed at Maryland Spectral Services included in the report are TNI certified except as indicated at the end of the report.

1500 Caton Center Dr Suite G
Baltimore MD 21227
410-247-7600
www.mdspectral.com

Analytical Results

Project: ACPS PATRICK HENRY DRINKING WATER

Project Number: 47:11652-E6:84
Project Manager: William Sargent

Reported:
01/14/26 15:07

PH-06

6010745-06 (Drinking Water)
Sampled on: 01/06/26 05:15

Analyte	Result	Notes	Units	Reporting Limit (MRL)	Detection Limit (LOD)	Dilution	Prepared	Analyzed	Analyst
Total Metals Analysis by EPA 200.8DW Prepared by 200.8-No Digestion Metals									
Copper	**742**		ug/L	1.00	1.00	1	01/13/26	01/13/26 21:39	AWH
Lead	ND		ug/L	1.00	1.00	1	01/13/26	01/13/26 21:39	AWH

The results in this report apply to the samples analyzed in accordance with the chain of custody document. This analytical report must be reproduced in its entirety.

Rabecka Koons, Quality Assurance Officer

All analyses performed at Maryland Spectral Services included in the report are TNI certified except as indicated at the end of the report.

1500 Caton Center Dr Suite G
Baltimore MD 21227
410-247-7600
www.mdspectral.com

Analytical Results

Project: ACPS PATRICK HENRY DRINKING WATER

Project Number: 47:11652-E6:84
Project Manager: William Sargent

Reported:
01/14/26 15:07

PH-07

6010745-07 (Drinking Water)
Sampled on: 01/06/26 05:16

Analyte	Result	Notes	Units	Reporting Limit (MRL)	Detection Limit (LOD)	Dilution	Prepared	Analyzed	Analyst
Total Metals Analysis by EPA 200.8DW Prepared by 200.8-No Digestion Metals									
Copper	**530**		ug/L	1.00	1.00	1	01/13/26	01/13/26 21:48	AWH
Lead	ND		ug/L	1.00	1.00	1	01/13/26	01/13/26 21:48	AWH

The results in this report apply to the samples analyzed in accordance with the chain of custody document. This analytical report must be reproduced in its entirety.

Rabecka Koons, Quality Assurance Officer

All analyses performed at Maryland Spectral Services included in the report are TNI certified except as indicated at the end of the report.

1500 Caton Center Dr Suite G
Baltimore MD 21227
410-247-7600
www.mdspectral.com

Analytical Results

Project: ACPS PATRICK HENRY DRINKING WATER

Project Number: 47:11652-E6:84
Project Manager: William Sargent

Reported:
01/14/26 15:07

PH-08

6010745-08 (Drinking Water)
Sampled on: 01/06/26 05:17

Analyte	Result	Notes	Units	Reporting Limit (MRL)	Detection Limit (LOD)	Dilution	Prepared	Analyzed	Analyst
Total Metals Analysis by EPA 200.8DW Prepared by 200.8-No Digestion Metals									
Copper	**565**		ug/L	1.00	1.00	1	01/13/26	01/13/26 21:57	AWH
Lead	ND		ug/L	1.00	1.00	1	01/13/26	01/13/26 21:57	AWH

The results in this report apply to the samples analyzed in accordance with the chain of custody document. This analytical report must be reproduced in its entirety.

Rabecka Koons, Quality Assurance Officer

All analyses performed at Maryland Spectral Services included in the report are TNI certified except as indicated at the end of the report.

1500 Caton Center Dr Suite G
Baltimore MD 21227
410-247-7600
www.mdspectral.com

Analytical Results

Project: ACPS PATRICK HENRY DRINKING WATER

Project Number: 47:11652-E6:84
Project Manager: William Sargent

Reported:
01/14/26 15:07

PH-09

6010745-09 (Drinking Water)
Sampled on: 01/06/26 05:20

Analyte	Result	Notes	Units	Reporting Limit (MRL)	Detection Limit (LOD)	Dilution	Prepared	Analyzed	Analyst
Total Metals Analysis by EPA 200.8DW Prepared by 200.8-No Digestion Metals									
Copper	**575**		ug/L	1.00	1.00	1	01/13/26	01/13/26 22:06	AWH
Lead	ND		ug/L	1.00	1.00	1	01/13/26	01/13/26 22:06	AWH



The results in this report apply to the samples analyzed in accordance with the chain of custody document. This analytical report must be reproduced in its entirety.

Rabecka Koons, Quality Assurance Officer

All analyses performed at Maryland Spectral Services included in the report are TNI certified except as indicated at the end of the report.

1500 Caton Center Dr Suite G
Baltimore MD 21227
410-247-7600
www.mdspectral.com

Analytical Results

Project: ACPS PATRICK HENRY DRINKING WATER

Project Number: 47:11652-E6:84
Project Manager: William Sargent

Reported:
01/14/26 15:07

PH-10

6010745-10 (Drinking Water)
Sampled on: 01/06/26 05:22

Analyte	Result	Notes	Units	Reporting Limit (MRL)	Detection Limit (LOD)	Dilution	Prepared	Analyzed	Analyst
Total Metals Analysis by EPA 200.8DW Prepared by 200.8-No Digestion Metals									
Copper	**957**		ug/L	1.00	1.00	1	01/13/26	01/13/26 22:15	AWH
Lead	ND		ug/L	1.00	1.00	1	01/13/26	01/13/26 22:15	AWH

The results in this report apply to the samples analyzed in accordance with the chain of custody document. This analytical report must be reproduced in its entirety.

Rabecka Koons, Quality Assurance Officer

All analyses performed at Maryland Spectral Services included in the report are TNI certified except as indicated at the end of the report.

1500 Caton Center Dr Suite G
Baltimore MD 21227
410-247-7600
www.mdspectral.com

Analytical Results

Project: ACPS PATRICK HENRY DRINKING WATER

Project Number: 47:11652-E6:84
Project Manager: William Sargent

Reported:
01/14/26 15:07

PH-11

6010745-11 (Drinking Water)
Sampled on: 01/06/26 05:25

Analyte	Result	Notes	Units	Reporting Limit (MRL)	Detection Limit (LOD)	Dilution	Prepared	Analyzed	Analyst
Total Metals Analysis by EPA 200.8DW Prepared by 200.8-No Digestion Metals									
Copper	**353**		ug/L	1.00	1.00	1	01/13/26	01/13/26 22:24	AWH
Lead	ND		ug/L	1.00	1.00	1	01/13/26	01/13/26 22:24	AWH

The results in this report apply to the samples analyzed in accordance with the chain of custody document. This analytical report must be reproduced in its entirety.

Rabecka Koons, Quality Assurance Officer

All analyses performed at Maryland Spectral Services included in the report are TNI certified except as indicated at the end of the report.

1500 Caton Center Dr Suite G
Baltimore MD 21227
410-247-7600
www.mdspectral.com

Analytical Results

Project: ACPS PATRICK HENRY DRINKING WATER

Project Number: 47:11652-E6:84
Project Manager: William Sargent

Reported:
01/14/26 15:07

PH-12

6010745-12 (Drinking Water)
Sampled on: 01/06/26 05:27

Analyte	Result	Notes	Units	Reporting Limit (MRL)	Detection Limit (LOD)	Dilution	Prepared	Analyzed	Analyst
Total Metals Analysis by EPA 200.8DW Prepared by 200.8-No Digestion Metals									
Copper	**301**		ug/L	1.00	1.00	1	01/13/26	01/13/26 22:34	AWH
Lead	ND		ug/L	1.00	1.00	1	01/13/26	01/13/26 22:34	AWH

The results in this report apply to the samples analyzed in accordance with the chain of custody document. This analytical report must be reproduced in its entirety.

Rabecka Koons, Quality Assurance Officer

All analyses performed at Maryland Spectral Services included in the report are TNI certified except as indicated at the end of the report.

1500 Caton Center Dr Suite G
Baltimore MD 21227
410-247-7600
www.mdspectral.com

Analytical Results

Project: ACPS PATRICK HENRY DRINKING WATER

Project Number: 47:11652-E6:84
Project Manager: William Sargent

Reported:
01/14/26 15:07

PH-13

6010745-13 (Drinking Water)
Sampled on: 01/06/26 05:30

Analyte	Result	Notes	Units	Reporting Limit (MRL)	Detection Limit (LOD)	Dilution	Prepared	Analyzed	Analyst
Total Metals Analysis by EPA 200.8DW Prepared by 200.8-No Digestion Metals									
Copper	**393**		ug/L	1.00	1.00	1	01/13/26	01/13/26 22:48	AWH
Lead	ND		ug/L	1.00	1.00	1	01/13/26	01/13/26 22:48	AWH

The results in this report apply to the samples analyzed in accordance with the chain of custody document. This analytical report must be reproduced in its entirety.

Rabecka Koons, Quality Assurance Officer

All analyses performed at Maryland Spectral Services included in the report are TNI certified except as indicated at the end of the report.

1500 Caton Center Dr Suite G
Baltimore MD 21227
410-247-7600
www.mdspectral.com

Analytical Results

Project: ACPS PATRICK HENRY DRINKING WATER

Project Number: 47:11652-E6:84
Project Manager: William Sargent

Reported:
01/14/26 15:07

PH-14

6010745-14 (Drinking Water)
Sampled on: 01/06/26 05:32

Analyte	Result	Notes	Units	Reporting Limit (MRL)	Detection Limit (LOD)	Dilution	Prepared	Analyzed	Analyst
Total Metals Analysis by EPA 200.8DW Prepared by 200.8-No Digestion Metals									
Copper	**312**		ug/L	1.00	1.00	1	01/13/26	01/13/26 22:57	AWH
Lead	ND		ug/L	1.00	1.00	1	01/13/26	01/13/26 22:57	AWH

The results in this report apply to the samples analyzed in accordance with the chain of custody document. This analytical report must be reproduced in its entirety.

Rabecka Koons, Quality Assurance Officer

All analyses performed at Maryland Spectral Services included in the report are TNI certified except as indicated at the end of the report.

Maryland spectral Services

Analytical Chemistry Services

1500 Caton Center Dr Suite G
Baltimore MD 21227
410-247-7600
www.mdspectral.com

Analytical Results

Project: ACPS PATRICK HENRY DRINKING WATER

Project Number: 47:11652-E6:84
Project Manager: William Sargent

Reported:
01/14/26 15:07

PH-15

6010745-15 (Drinking Water)
Sampled on: 01/06/26 05:35

Analyte	Result	Notes	Units	Reporting Limit (MRL)	Detection Limit (LOD)	Dilution	Prepared	Analyzed	Analyst
Total Metals Analysis by EPA 200.8DW Prepared by 200.8-No Digestion Metals									
Copper	**534**		ug/L	1.00	1.00	1	01/13/26	01/13/26 23:07	AWH
Lead	ND		ug/L	1.00	1.00	1	01/13/26	01/13/26 23:07	AWH

The results in this report apply to the samples analyzed in accordance with the chain of custody document. This analytical report must be reproduced in its entirety.

Rabecka Koons, Quality Assurance Officer

All analyses performed at Maryland Spectral Services included in the report are TNI certified except as indicated at the end of the report.

Maryland spectral Services

Analytical Chemistry Services

1500 Caton Center Dr Suite G
Baltimore MD 21227
410-247-7600
www.mdspectral.com

Analytical Results

Project: ACPS PATRICK HENRY DRINKING WATER

Project Number: 47:11652-E6:84
Project Manager: William Sargent

Reported:
01/14/26 15:07

PH-16

6010745-16 (Drinking Water)
Sampled on: 01/06/26 05:37

Analyte	Result	Notes	Units	Reporting Limit (MRL)	Detection Limit (LOD)	Dilution	Prepared	Analyzed	Analyst
Total Metals Analysis by EPA 200.8DW Prepared by 200.8-No Digestion Metals									
Copper	**270**		ug/L	1.00	1.00	1	01/13/26	01/13/26 23:16	AWH
Lead	ND		ug/L	1.00	1.00	1	01/13/26	01/13/26 23:16	AWH

The results in this report apply to the samples analyzed in accordance with the chain of custody document. This analytical report must be reproduced in its entirety.

Rabecka Koons, Quality Assurance Officer

All analyses performed at Maryland Spectral Services included in the report are TNI certified except as indicated at the end of the report.

Maryland spectral Services

Analytical Chemistry Services

1500 Caton Center Dr Suite G
Baltimore MD 21227
410-247-7600
www.mdspectral.com

Analytical Results

Project: ACPS PATRICK HENRY DRINKING WATER

Project Number: 47:11652-E6:84
Project Manager: William Sargent

Reported:
01/14/26 15:07

PH-17

6010745-17 (Drinking Water)
Sampled on: 01/06/26 05:40

Analyte	Result	Notes	Units	Reporting Limit (MRL)	Detection Limit (LOD)	Dilution	Prepared	Analyzed	Analyst
Total Metals Analysis by EPA 200.8DW Prepared by 200.8-No Digestion Metals									
Copper	**449**		ug/L	1.00	1.00	1	01/13/26	01/13/26 23:25	AWH
Lead	ND		ug/L	1.00	1.00	1	01/13/26	01/13/26 23:25	AWH

The results in this report apply to the samples analyzed in accordance with the chain of custody document. This analytical report must be reproduced in its entirety.

Rabecka Koons, Quality Assurance Officer

All analyses performed at Maryland Spectral Services included in the report are TNI certified except as indicated at the end of the report.

Maryland spectral Services

Analytical Chemistry Services

1500 Caton Center Dr Suite G
Baltimore MD 21227
410-247-7600
www.mdspectral.com

Analytical Results

Project: ACPS PATRICK HENRY DRINKING WATER

Project Number: 47:11652-E6:84
Project Manager: William Sargent

Reported:
01/14/26 15:07

PH-18

6010745-18 (Drinking Water)
Sampled on: 01/06/26 05:42

Analyte	Result	Notes	Units	Reporting Limit (MRL)	Detection Limit (LOD)	Dilution	Prepared	Analyzed	Analyst
Total Metals Analysis by EPA 200.8DW Prepared by 200.8-No Digestion Metals									
Copper	**486**		ug/L	1.00	1.00	1	01/13/26	01/13/26 23:34	AWH
Lead	ND		ug/L	1.00	1.00	1	01/13/26	01/13/26 23:34	AWH

The results in this report apply to the samples analyzed in accordance with the chain of custody document. This analytical report must be reproduced in its entirety.

Rabecka Koons, Quality Assurance Officer

All analyses performed at Maryland Spectral Services included in the report are TNI certified except as indicated at the end of the report.

1500 Caton Center Dr Suite G
Baltimore MD 21227
410-247-7600
www.mdspectral.com

Analytical Results

Project: ACPS PATRICK HENRY DRINKING WATER

Project Number: 47:11652-E6:84
Project Manager: William Sargent

Reported:
01/14/26 15:07

PH-19

6010745-19 (Drinking Water)
Sampled on: 01/06/26 05:45

Analyte	Result	Notes	Units	Reporting Limit (MRL)	Detection Limit (LOD)	Dilution	Prepared	Analyzed	Analyst
Total Metals Analysis by EPA 200.8DW Prepared by 200.8-No Digestion Metals									
Copper	**573**		ug/L	1.00	1.00	1	01/13/26	01/13/26 23:43	AWH
Lead	ND		ug/L	1.00	1.00	1	01/13/26	01/13/26 23:43	AWH

The results in this report apply to the samples analyzed in accordance with the chain of custody document. This analytical report must be reproduced in its entirety.

Rabecka Koons, Quality Assurance Officer

All analyses performed at Maryland Spectral Services included in the report are TNI certified except as indicated at the end of the report.

1500 Caton Center Dr Suite G
Baltimore MD 21227
410-247-7600
www.mdspectral.com

Analytical Results

Project: ACPS PATRICK HENRY DRINKING WATER

Project Number: 47:11652-E6:84
Project Manager: William Sargent

Reported:
01/14/26 15:07

Total Metals Analysis by EPA 200.8DW - Quality Control

Analyte	Result	Reporting Limit	Units	Spike Level	Source Result	%REC	%REC Limits	RPD	RPD Limit	Notes
Batch BJA0298 - 200.8-No Digestion Metals										
Blank (BJA0298-BLK1)				Prepared & Analyzed: 01/13/26						
Copper	ND	1.00	ug/L							
Lead	ND	1.00	ug/L							
Blank (BJA0298-BLK2)				Prepared & Analyzed: 01/13/26						
Copper	ND	1.00	ug/L							
Lead	ND	1.00	ug/L							
LCS (BJA0298-BS1)				Prepared & Analyzed: 01/13/26						
Copper	10.2	1.00	ug/L	10.00		102	85-115			
Lead	10.3	1.00	ug/L	10.00		103	85-115			
LCS (BJA0298-BS2)				Prepared & Analyzed: 01/13/26						
Copper	10.4	1.00	ug/L	10.00		104	85-115			
Lead	10.7	1.00	ug/L	10.00		107	85-115			
Duplicate (BJA0298-DUP1)	**Source: 6010745-01**			Prepared & Analyzed: 01/13/26						
Copper	620	1.00	ug/L		614			0.9	20	
Lead	ND	1.00	ug/L		ND				20	
Duplicate (BJA0298-DUP2)	**Source: 6010745-11**			Prepared & Analyzed: 01/13/26						
Copper	381	1.00	ug/L		353			7	20	
Lead	2.55	1.00	ug/L		ND				20	
Matrix Spike (BJA0298-MS1)	**Source: 6010745-01**			Prepared & Analyzed: 01/13/26						
Copper	619	1.00	ug/L	10.00	614	40	70-130			QM-4X
Lead	11.3	1.00	ug/L	10.00	ND	113	70-130			
Matrix Spike (BJA0298-MS2)	**Source: 6010745-11**			Prepared & Analyzed: 01/13/26						
Copper	376	1.00	ug/L	10.00	353	223	70-130			QM-4X
Lead	10.4	1.00	ug/L	10.00	ND	104	70-130			

The results in this report apply to the samples analyzed in accordance with the chain of custody document. This analytical report must be reproduced in its entirety.

Rabecka Koons, Quality Assurance Officer

All analyses performed at Maryland Spectral Services included in the report are TNI certified except as indicated at the end of the report.

1500 Caton Center Dr Suite G
Baltimore MD 21227
410-247-7600
www.mdspectral.com

Analytical Results

Project: ACPS PATRICK HENRY DRINKING WATER

Project Number: 47:11652-E6:84
Project Manager: William Sargent

Reported:
01/14/26 15:07

Notes and Definitions

QM-4X	The spike recovery was outside of QC acceptance limits for the MS and/or MSD due to analyte concentration at 4 times or greater the spike concentration. The QC batch was accepted based on LCS and/or LCSD recoveries within the acceptance limits.
RE	Sample reanalyses are done at the laboratory's discretion as a mechanism to improve data quality. Any client requested reanalysis will be identified with a sample qualifier.
ND	Analyte NOT DETECTED at or above the detection limit
dry	Sample results reported on a dry weight basis
RPD	Relative Percent Difference
%-Solids	Percent Solids is a supportive test and as such does not require accredidation

If this report contains any samples analyzed for gasoline range organics (GRO) by EPA Method 8015C and no trip blank was shipped, stored, and received with the sample(s) as required by Section 3.1 of the EPA Method, the sample analysis contained in this report cannot exclude the possibility that any reportable GRO measurement was due to environmental contamination of the sample during shipping or storage.

The results in this report apply to the samples analyzed in accordance with the chain of custody document. This analytical report must be reproduced in its entirety.

Rabecka Koons, Quality Assurance Officer

All analyses performed at Maryland Spectral Services included in the report are TNI certified except as indicated at the end of the report.

Company Name:	Project Manager:
ECS Mid-Atlantic LLC	William Sargent
Project Name:	Project ID:
ACPS Patrick Henry Drinking Water	47:11652-E6:84
Sampler(s):	P.O. Number:
William Sargent	
State of Origin: VA	

CHAIN-OF-CUSTODY RECORD

Maryland Spectral Services, Inc.
1500 Caton Center Drive, Suite G
Baltimore, MD 21227
410-247-7600 * Fax 410-247-7602
reporting@mdspectral.com

Matrix Codes: NPW - non-potable water
DW - drinking water

Analysis Requested

Field Sample ID:	Date	Time	DW	NPW	Soil	Other	Grab	Composite	# of containers	Lead in Water	Copper in Water	Preservative	Field Notes	MSS Lab ID
PH-01	1.6.25	5:03	✓						1	X	X	HNO3		6010745-01 A
PH-02	1.6.25	5:05	✓						1	X	X	HNO3		-02
PH-03	1.6.25	5:08	✓						3	X	X	HNO3		-03
PH-04	1.6.25	5:10	✓						1	X	X	HNO3		-04
PH-05	1.6.25	5:12	✓						1	X	X	HNO3		-05
PH-06	1.6.25	5:15	✓						1	X	X	HNO3		-06
PH-07	1.6.25	5:16	✓						1	X	X	HNO3		-07
PH-08	1.6.25	5:17	✓						1	X	X	HNO3		-08
PH-09	1.6.25	5:20	✓						1	X	X	HNO3		-09
PH-10	1.6.25	5:22	✓						1	X	X	HNO3		-10

Relinquished by: *(Signature)* Sarala Grayson Funk	Date /Time 1/6/26	Relinquished by: *(Signature)*	
(Printed) Sarala Grayson-Funk		*(Printed)*	
Relinquished by: *(Signature)*	Date /Time 13:40	Received by lab: *(Signature)*	
(Printed)	1-7-26	*(Printed)* Lori Foster	

Please indicate if any of the following certifications are required:
- ☐ Virginia VELAP
- ☐ Pennsylvania NELAP
- ☐ West Virginia DEP
- ☐ MD Drinking Water
- ☒ VA Drinking Water
- ☐ Other _____

Turn Around Time:
- ☐ Normal (7 day)
- ☑ 5 day
- ☐ 4 day
- ☐ 3 day
- ☐ Rush (2 day)
- ☐ Next Day
- ☐ Other: _____
- ☐ Specific Due Date: _____

Delivery Method:
- ☒ Courier
- ☐ Client
- ☐ UPS
- ☐ Fed Ex
- ☐ USPS
- ☐ Other _____

Lab Use: -01
Temp: 17.8 °C
- ☐ Received on Ice
- ☐ Received Same Day
- ☑ T-41 ☐ T-45

Sample Disposal:
- ☐ Return to Client
- ☐ Disposal by lab
- ☐ Archive for __ days

Special Instructions / QC Requirements & Comments:
send results to wsargent@ecslimited.com

Company Name:	Project Manager:
ECS Mid-Atlantic LLC	William Sargent
Project Name:	Project ID:
ACPS Patrick Henry Drinking Water	47:11652-E6:84
Sampler(s):	P.O. Number:
William Sargent	
State of Origin: VA	

CHAIN-OF-CUSTODY RECORD

Maryland Spectral Services, Inc.
1500 Caton Center Drive, Suite G
Baltimore, MD 21227
410-247-7600 * Fax 410-247-7602
reporting@mdspectral.com

Matrix Codes: NPW - non-potable water
DW - drinking water

Analysis Requested: Lead in water; Copper in water

Field Sample ID:	Date	Time	DW	NPW	Soil	Other	Grab	Composite	# of containers	Preservative	Field Notes	MSS Lab ID
PH-11	1.6.25	5:25	✓						1	HNO3		6010745-11 A
PH-12	1.6.25	5:27	✓						1	HNO3		-12
PH-13	1.6.25	5:30	✓						1	HNO3		-13
PH-14	1.6.25	5:32	✓						1	HNO3		-14
PH-15	1.6.25	5:35	✓						1	HNO3		-15
PH-16	1.6.25	5:37	✓						1	HNO3		-16
PH-17	1.6.25	5:40	✓						1	HNO3		-17
PH-18	1.6.25	5:42	✓						1	HNO3		-18
PH-19	1.6.25	5:45	✓						1	HNO3		-19
										HNO3		

Relinquished by: *(Signature)*	Date /Time	Relinquished by: *(Signature)*
(Printed)		*(Printed)*
Relinquished by: *(Signature)*	Date /Time 13:40	Received by lab: *(Signature)*
(Printed)	1-7-26	*(Printed)* Lori Foster

Special Instructions / QC Requirements & Comments:
Send results to wsargent@ecslimited.com

Please indicate if any of the following certifications are required:
- ☐ Virginia VELAP
- ☐ Pennsylvania NELAP
- ☐ West Virginia DEP
- ☐ MD Drinking Water
- ☒ VA Drinking Water
- ☐ Other _____

Turn Around Time:
- ☐ Normal (7 day)
- ☑ 5 day
- ☐ 4 day
- ☐ 3 day
- ☐ Rush (2 day)
- ☐ Next Day
- ☐ Other: _____
- ☐ Specific Due Date: _____

Delivery Method:
- ☒ Courier
- ☐ Client
- ☐ UPS
- ☐ Fed Ex
- ☐ USPS
- ☐ Other _____

Lab Use:
Temp: 17.8 - 0.1 °C
- ☐ Received on Ice
- ☐ Received Same Day
- ☑ T-41 ☐ T-45

Sample Disposal:
- ☐ Return to Client
- ☐ Disposal by lab
- ☐ Archive for ___ days

Maryland spectral Services

Analytical Chemistry Services

1500 Caton Center Dr Suite G
Baltimore MD 21227
410-247-7600
www.mdspectral.com
VELAP ID 460040

16 January 2026

William Sargent
ECS-Chantilly
14026 Thunderbolt Place, Suite 100
Chantilly, VA 20151
RE: ACPS PATRICK HENRY DRINKING WATER

Enclosed are the results of analyses for samples received by the laboratory on 01/09/26 15:15.

Maryland Spectral Services, Inc. is a TNI 2016 Standard accredited laboratory and as such, all analyses performed at Maryland Spectral Services included in this report are 2016 TNI certified except as indicated at the end of this report. Please visit our website at www.mdspectral.com for a complete listing of our TNI 2016 Standard accreditations.

If you have any questions concerning this report, please feel free to contact me.

Sincerely,



Will Brewington
President

Maryland spectral Services

Analytical Chemistry Services

1500 Caton Center Dr Suite G
Baltimore MD 21227
410-247-7600
www.mdspectral.com

Analytical Results

Project: ACPS PATRICK HENRY DRINKING WATER

Project Number: 47:11652-E6:84
Project Manager: William Sargent

Reported:
01/16/26 15:45

Client Sample ID	Alternate Sample ID	Laboratory ID	Matrix	Date Sampled	Date Received
PH-20		6010943-01	Drinking Water	01/09/26 05:00	01/09/26 15:15
PH-21		6010943-02	Drinking Water	01/09/26 05:02	01/09/26 15:15
PH-22		6010943-03	Drinking Water	01/09/26 05:03	01/09/26 15:15
PH-23		6010943-04	Drinking Water	01/09/26 05:05	01/09/26 15:15
PH-24		6010943-05	Drinking Water	01/09/26 05:06	01/09/26 15:15
PH-25		6010943-06	Drinking Water	01/09/26 05:08	01/09/26 15:15
PH-26		6010943-07	Drinking Water	01/09/26 05:09	01/09/26 15:15
PH-27		6010943-08	Drinking Water	01/09/26 05:11	01/09/26 15:15
PH-28		6010943-09	Drinking Water	01/09/26 05:12	01/09/26 15:15
PH-29		6010943-10	Drinking Water	01/09/26 05:15	01/09/26 15:15
PH-30		6010943-11	Drinking Water	01/09/26 05:17	01/09/26 15:15
PH-31		6010943-12	Drinking Water	01/09/26 05:18	01/09/26 15:15
PH-32		6010943-13	Drinking Water	01/09/26 05:20	01/09/26 15:15
PH-33		6010943-14	Drinking Water	01/09/26 05:21	01/09/26 15:15
PH-34		6010943-15	Drinking Water	01/09/26 05:23	01/09/26 15:15
PH-35		6010943-16	Drinking Water	01/09/26 05:23	01/09/26 15:15
PH-36		6010943-17	Drinking Water	01/09/26 05:25	01/09/26 15:15
PH-37		6010943-18	Drinking Water	01/09/26 05:25	01/09/26 15:15
PH-38		6010943-19	Drinking Water	01/09/26 05:27	01/09/26 15:15
PH-39		6010943-20	Drinking Water	01/09/26 05:28	01/09/26 15:15
PH-40		6010943-21	Drinking Water	01/09/26 05:30	01/09/26 15:15

The results in this report apply to the samples analyzed in accordance with the chain of custody document. This analytical report must be reproduced in its entirety.

Will Brewington, President

All analyses performed at Maryland Spectral Services included in the report are TNI certified except as indicated at the end of the report.

Maryland spectral Services

Analytical Chemistry Services

1500 Caton Center Dr Suite G
Baltimore MD 21227
410-247-7600
www.mdspectral.com

Analytical Results

Project: ACPS PATRICK HENRY DRINKING WATER

Project Number: 47:11652-E6:84
Project Manager: William Sargent

Reported:
01/16/26 15:45

PH-20

6010943-01 (Drinking Water)
Sampled on: 01/09/26 05:00

Analyte	Result	Notes	Units	Reporting Limit (MRL)	Detection Limit (LOD)	Dilution	Prepared	Analyzed	Analyst
Total Metals Analysis by EPA 200.8DW Prepared by 200.8-No Digestion Metals									
Copper	**474**		ug/L	1.00	1.00	1	01/16/26	01/16/26 12:32	AWH
Lead	ND		ug/L	1.00	1.00	1	01/16/26	01/16/26 12:32	AWH

The results in this report apply to the samples analyzed in accordance with the chain of custody document. This analytical report must be reproduced in its entirety.

Will Brewington, President

All analyses performed at Maryland Spectral Services included in the report are TNI certified except as indicated at the end of the report.

1500 Caton Center Dr Suite G
Baltimore MD 21227
410-247-7600
www.mdspectral.com

Analytical Results

Project: ACPS PATRICK HENRY DRINKING WATER

Project Number: 47:11652-E6:84
Project Manager: William Sargent

Reported:
01/16/26 15:45

PH-21

6010943-02 (Drinking Water)
Sampled on: 01/09/26 05:02

Analyte	Result	Notes	Units	Reporting Limit (MRL)	Detection Limit (LOD)	Dilution	Prepared	Analyzed	Analyst
Total Metals Analysis by EPA 200.8DW Prepared by 200.8-No Digestion Metals									
Copper	**273**		ug/L	1.00	1.00	1	01/16/26	01/16/26 12:35	AWH
Lead	ND		ug/L	1.00	1.00	1	01/16/26	01/16/26 12:35	AWH

The results in this report apply to the samples analyzed in accordance with the chain of custody document. This analytical report must be reproduced in its entirety.

Will Brewington, President

All analyses performed at Maryland Spectral Services included in the report are TNI certified except as indicated at the end of the report.

1500 Caton Center Dr Suite G
Baltimore MD 21227
410-247-7600
www.mdspectral.com

Analytical Results

Project: ACPS PATRICK HENRY DRINKING WATER

Project Number: 47:11652-E6:84
Project Manager: William Sargent

Reported:
01/16/26 15:45

PH-22

6010943-03 (Drinking Water)
Sampled on: 01/09/26 05:03

Analyte	Result	Notes	Units	Reporting Limit (MRL)	Detection Limit (LOD)	Dilution	Prepared	Analyzed	Analyst
Total Metals Analysis by EPA 200.8DW Prepared by 200.8-No Digestion Metals									
Copper	**231**		ug/L	1.00	1.00	1	01/16/26	01/16/26 12:38	AWH
Lead	ND		ug/L	1.00	1.00	1	01/16/26	01/16/26 12:38	AWH

The results in this report apply to the samples analyzed in accordance with the chain of custody document. This analytical report must be reproduced in its entirety.

Will Brewington, President

All analyses performed at Maryland Spectral Services included in the report are TNI certified except as indicated at the end of the report.

1500 Caton Center Dr Suite G
Baltimore MD 21227
410-247-7600
www.mdspectral.com

Analytical Results

Project: ACPS PATRICK HENRY DRINKING WATER

Project Number: 47:11652-E6:84
Project Manager: William Sargent

Reported:
01/16/26 15:45

PH-23

6010943-04 (Drinking Water)
Sampled on: 01/09/26 05:05

Analyte	Result	Notes	Units	Reporting Limit (MRL)	Detection Limit (LOD)	Dilution	Prepared	Analyzed	Analyst
Total Metals Analysis by EPA 200.8DW Prepared by 200.8-No Digestion Metals									
Copper	**239**		ug/L	1.00	1.00	1	01/16/26	01/16/26 12:41	AWH
Lead	ND		ug/L	1.00	1.00	1	01/16/26	01/16/26 12:41	AWH

The results in this report apply to the samples analyzed in accordance with the chain of custody document. This analytical report must be reproduced in its entirety.

Will Brewington, President

All analyses performed at Maryland Spectral Services included in the report are TNI certified except as indicated at the end of the report.

1500 Caton Center Dr Suite G
Baltimore MD 21227
410-247-7600
www.mdspectral.com

Analytical Results

Project: ACPS PATRICK HENRY DRINKING WATER

Project Number: 47:11652-E6:84
Project Manager: William Sargent

Reported:
01/16/26 15:45

PH-24

6010943-05 (Drinking Water)
Sampled on: 01/09/26 05:06

Analyte	Result	Notes	Units	Reporting Limit (MRL)	Detection Limit (LOD)	Dilution	Prepared	Analyzed	Analyst
Total Metals Analysis by EPA 200.8DW Prepared by 200.8-No Digestion Metals									
Copper	**2.15**		ug/L	1.00	1.00	1	01/16/26	01/16/26 12:44	AWH
Lead	ND		ug/L	1.00	1.00	1	01/16/26	01/16/26 12:44	AWH

The results in this report apply to the samples analyzed in accordance with the chain of custody document. This analytical report must be reproduced in its entirety.

Will Brewington, President

All analyses performed at Maryland Spectral Services included in the report are TNI certified except as indicated at the end of the report.

1500 Caton Center Dr Suite G
Baltimore MD 21227
410-247-7600
www.mdspectral.com

Analytical Results

Project: ACPS PATRICK HENRY DRINKING WATER

Project Number: 47:11652-E6:84
Project Manager: William Sargent

Reported:
01/16/26 15:45

PH-25

6010943-06 (Drinking Water)
Sampled on: 01/09/26 05:08

Analyte	Result	Notes	Units	Reporting Limit (MRL)	Detection Limit (LOD)	Dilution	Prepared	Analyzed	Analyst
Total Metals Analysis by EPA 200.8DW Prepared by 200.8-No Digestion Metals									
Copper	**249**		ug/L	1.00	1.00	1	01/16/26	01/16/26 12:46	AWH
Lead	ND		ug/L	1.00	1.00	1	01/16/26	01/16/26 12:46	AWH

The results in this report apply to the samples analyzed in accordance with the chain of custody document. This analytical report must be reproduced in its entirety.

Will Brewington, President

All analyses performed at Maryland Spectral Services included in the report are TNI certified except as indicated at the end of the report.

Maryland spectral Services

Analytical Chemistry Services

1500 Caton Center Dr Suite G
Baltimore MD 21227
410-247-7600
www.mdspectral.com

Analytical Results

Project: ACPS PATRICK HENRY DRINKING WATER

Project Number: 47:11652-E6:84
Project Manager: William Sargent

Reported:
01/16/26 15:45

PH-26

6010943-07 (Drinking Water)
Sampled on: 01/09/26 05:09

Analyte	Result	Notes	Units	Reporting Limit (MRL)	Detection Limit (LOD)	Dilution	Prepared	Analyzed	Analyst
Total Metals Analysis by EPA 200.8DW Prepared by 200.8-No Digestion Metals									
Copper	**306**		ug/L	1.00	1.00	1	01/16/26	01/16/26 13:00	AWH
Lead	ND		ug/L	1.00	1.00	1	01/16/26	01/16/26 13:00	AWH

The results in this report apply to the samples analyzed in accordance with the chain of custody document. This analytical report must be reproduced in its entirety.

Will Brewington, President

All analyses performed at Maryland Spectral Services included in the report are TNI certified except as indicated at the end of the report.

1500 Caton Center Dr Suite G
Baltimore MD 21227
410-247-7600
www.mdspectral.com

Analytical Results

Project: ACPS PATRICK HENRY DRINKING WATER

Project Number: 47:11652-E6:84
Project Manager: William Sargent

Reported:
01/16/26 15:45

PH-27

6010943-08 (Drinking Water)
Sampled on: 01/09/26 05:11

Analyte	Result	Notes	Units	Reporting Limit (MRL)	Detection Limit (LOD)	Dilution	Prepared	Analyzed	Analyst
Total Metals Analysis by EPA 200.8DW Prepared by 200.8-No Digestion Metals									
Copper	**251**		ug/L	1.00	1.00	1	01/16/26	01/16/26 13:03	AWH
Lead	ND		ug/L	1.00	1.00	1	01/16/26	01/16/26 13:03	AWH

The results in this report apply to the samples analyzed in accordance with the chain of custody document. This analytical report must be reproduced in its entirety.

Will Brewington, President

All analyses performed at Maryland Spectral Services included in the report are TNI certified except as indicated at the end of the report.

Maryland spectral Services

Analytical Chemistry Services

1500 Caton Center Dr Suite G
Baltimore MD 21227
410-247-7600
www.mdspectral.com

Analytical Results

Project: ACPS PATRICK HENRY DRINKING WATER

Project Number: 47:11652-E6:84
Project Manager: William Sargent

Reported:
01/16/26 15:45

PH-28

6010943-09 (Drinking Water)
Sampled on: 01/09/26 05:12

Analyte	Result	Notes	Units	Reporting Limit (MRL)	Detection Limit (LOD)	Dilution	Prepared	Analyzed	Analyst
Total Metals Analysis by EPA 200.8DW Prepared by 200.8-No Digestion Metals									
Copper	**353**		ug/L	1.00	1.00	1	01/16/26	01/16/26 13:06	AWH
Lead	ND		ug/L	1.00	1.00	1	01/16/26	01/16/26 13:06	AWH

The results in this report apply to the samples analyzed in accordance with the chain of custody document. This analytical report must be reproduced in its entirety.

Will Brewington, President

All analyses performed at Maryland Spectral Services included in the report are TNI certified except as indicated at the end of the report.

Maryland spectral Services

Analytical Chemistry Services

1500 Caton Center Dr Suite G
Baltimore MD 21227
410-247-7600
www.mdspectral.com

Analytical Results

Project: ACPS PATRICK HENRY DRINKING WATER

Project Number: 47:11652-E6:84
Project Manager: William Sargent

Reported:
01/16/26 15:45

PH-29

6010943-10 (Drinking Water)
Sampled on: 01/09/26 05:15

Analyte	Result	Notes	Units	Reporting Limit (MRL)	Detection Limit (LOD)	Dilution	Prepared	Analyzed	Analyst
Total Metals Analysis by EPA 200.8DW Prepared by 200.8-No Digestion Metals									
Copper	**328**		ug/L	1.00	1.00	1	01/16/26	01/16/26 13:09	AWH
Lead	ND		ug/L	1.00	1.00	1	01/16/26	01/16/26 13:09	AWH

The results in this report apply to the samples analyzed in accordance with the chain of custody document. This analytical report must be reproduced in its entirety.

Will Brewington, President

All analyses performed at Maryland Spectral Services included in the report are TNI certified except as indicated at the end of the report.

1500 Caton Center Dr Suite G
Baltimore MD 21227
410-247-7600
www.mdspectral.com

Analytical Results

Project: ACPS PATRICK HENRY DRINKING WATER

Project Number: 47:11652-E6:84
Project Manager: William Sargent

Reported:
01/16/26 15:45

PH-30

6010943-11 (Drinking Water)
Sampled on: 01/09/26 05:17

Analyte	Result	Notes	Units	Reporting Limit (MRL)	Detection Limit (LOD)	Dilution	Prepared	Analyzed	Analyst
Total Metals Analysis by EPA 200.8DW Prepared by 200.8-No Digestion Metals									
Copper	**474**		ug/L	1.00	1.00	1	01/16/26	01/16/26 13:22	AWH
Lead	ND		ug/L	1.00	1.00	1	01/16/26	01/16/26 13:22	AWH

The results in this report apply to the samples analyzed in accordance with the chain of custody document. This analytical report must be reproduced in its entirety.

Will Brewington, President

All analyses performed at Maryland Spectral Services included in the report are TNI certified except as indicated at the end of the report.

1500 Caton Center Dr Suite G
Baltimore MD 21227
410-247-7600
www.mdspectral.com

Analytical Results

Project: ACPS PATRICK HENRY DRINKING WATER

Project Number: 47:11652-E6:84
Project Manager: William Sargent

Reported:
01/16/26 15:45

PH-31

6010943-12 (Drinking Water)
Sampled on: 01/09/26 05:18

Analyte	Result	Notes	Units	Reporting Limit (MRL)	Detection Limit (LOD)	Dilution	Prepared	Analyzed	Analyst
Total Metals Analysis by EPA 200.8DW Prepared by 200.8-No Digestion Metals									
Copper	**463**		ug/L	1.00	1.00	1	01/16/26	01/16/26 13:25	AWH
Lead	ND		ug/L	1.00	1.00	1	01/16/26	01/16/26 13:25	AWH

The results in this report apply to the samples analyzed in accordance with the chain of custody document. This analytical report must be reproduced in its entirety.

Will Brewington, President

All analyses performed at Maryland Spectral Services included in the report are TNI certified except as indicated at the end of the report.

1500 Caton Center Dr Suite G
Baltimore MD 21227
410-247-7600
www.mdspectral.com

Analytical Results

Project: ACPS PATRICK HENRY DRINKING WATER

Project Number: 47:11652-E6:84
Project Manager: William Sargent

Reported:
01/16/26 15:45

PH-32

6010943-13 (Drinking Water)
Sampled on: 01/09/26 05:20

Analyte	Result	Notes	Units	Reporting Limit (MRL)	Detection Limit (LOD)	Dilution	Prepared	Analyzed	Analyst
Total Metals Analysis by EPA 200.8DW Prepared by 200.8-No Digestion Metals									
Copper	**481**		ug/L	1.00	1.00	1	01/16/26	01/16/26 13:33	AWH
Lead	ND		ug/L	1.00	1.00	1	01/16/26	01/16/26 13:33	AWH

The results in this report apply to the samples analyzed in accordance with the chain of custody document. This analytical report must be reproduced in its entirety.

Will Brewington, President

All analyses performed at Maryland Spectral Services included in the report are TNI certified except as indicated at the end of the report.

1500 Caton Center Dr Suite G
Baltimore MD 21227
410-247-7600
www.mdspectral.com

Analytical Results

Project: ACPS PATRICK HENRY DRINKING WATER

Project Number: 47:11652-E6:84
Project Manager: William Sargent

Reported:
01/16/26 15:45

PH-33

6010943-14 (Drinking Water)
Sampled on: 01/09/26 05:21

Analyte	Result	Notes	Units	Reporting Limit (MRL)	Detection Limit (LOD)	Dilution	Prepared	Analyzed	Analyst
Total Metals Analysis by EPA 200.8DW Prepared by 200.8-No Digestion Metals									
Copper	**491**		ug/L	1.00	1.00	1	01/16/26	01/16/26 13:36	AWH
Lead	ND		ug/L	1.00	1.00	1	01/16/26	01/16/26 13:36	AWH

The results in this report apply to the samples analyzed in accordance with the chain of custody document. This analytical report must be reproduced in its entirety.

Will Brewington, President

All analyses performed at Maryland Spectral Services included in the report are TNI certified except as indicated at the end of the report.

1500 Caton Center Dr Suite G
Baltimore MD 21227
410-247-7600
www.mdspectral.com

Analytical Results

Project: ACPS PATRICK HENRY DRINKING WATER

Project Number: 47:11652-E6:84
Project Manager: William Sargent

Reported:
01/16/26 15:45

PH-34

6010943-15 (Drinking Water)
Sampled on: 01/09/26 05:23

Analyte	Result	Notes	Units	Reporting Limit (MRL)	Detection Limit (LOD)	Dilution	Prepared	Analyzed	Analyst
Total Metals Analysis by EPA 200.8DW Prepared by 200.8-No Digestion Metals									
Copper	**290**		ug/L	1.00	1.00	1	01/16/26	01/16/26 13:39	AWH
Lead	ND		ug/L	1.00	1.00	1	01/16/26	01/16/26 13:39	AWH

The results in this report apply to the samples analyzed in accordance with the chain of custody document. This analytical report must be reproduced in its entirety.

Will Brewington, President

All analyses performed at Maryland Spectral Services included in the report are TNI certified except as indicated at the end of the report.

Maryland spectral Services

Analytical Chemistry Services

1500 Caton Center Dr Suite G
Baltimore MD 21227
410-247-7600
www.mdspectral.com

Analytical Results

Project: ACPS PATRICK HENRY DRINKING WATER

Project Number: 47:11652-E6:84
Project Manager: William Sargent

Reported:
01/16/26 15:45

PH-35

6010943-16 (Drinking Water)
Sampled on: 01/09/26 05:23

Analyte	Result	Notes	Units	Reporting Limit (MRL)	Detection Limit (LOD)	Dilution	Prepared	Analyzed	Analyst
Total Metals Analysis by EPA 200.8DW Prepared by 200.8-No Digestion Metals									
Copper	**382**		ug/L	1.00	1.00	1	01/16/26	01/16/26 13:42	AWH
Lead	ND		ug/L	1.00	1.00	1	01/16/26	01/16/26 13:42	AWH

The results in this report apply to the samples analyzed in accordance with the chain of custody document. This analytical report must be reproduced in its entirety.

Will Brewington, President

All analyses performed at Maryland Spectral Services included in the report are TNI certified except as indicated at the end of the report.

Analytical Results

1500 Caton Center Dr Suite G
Baltimore MD 21227
410-247-7600
www.mdspectral.com

Project: ACPS PATRICK HENRY DRINKING WATER

Project Number: 47:11652-E6:84
Project Manager: William Sargent

Reported:
01/16/26 15:45

PH-36

6010943-17 (Drinking Water)
Sampled on: 01/09/26 05:25

Analyte	Result	Notes	Units	Reporting Limit (MRL)	Detection Limit (LOD)	Dilution	Prepared	Analyzed	Analyst
Total Metals Analysis by EPA 200.8DW Prepared by 200.8-No Digestion Metals									
Copper	**326**		ug/L	1.00	1.00	1	01/16/26	01/16/26 13:45	AWH
Lead	ND		ug/L	1.00	1.00	1	01/16/26	01/16/26 13:45	AWH

The results in this report apply to the samples analyzed in accordance with the chain of custody document. This analytical report must be reproduced in its entirety.

Will Brewington, President

All analyses performed at Maryland Spectral Services included in the report are TNI certified except as indicated at the end of the report.

1500 Caton Center Dr Suite G
Baltimore MD 21227
410-247-7600
www.mdspectral.com

Analytical Results

Project: ACPS PATRICK HENRY DRINKING WATER

Project Number: 47:11652-E6:84
Project Manager: William Sargent

Reported:
01/16/26 15:45

PH-37

6010943-18 (Drinking Water)
Sampled on: 01/09/26 05:25

Analyte	Result	Notes	Units	Reporting Limit (MRL)	Detection Limit (LOD)	Dilution	Prepared	Analyzed	Analyst
Total Metals Analysis by EPA 200.8DW Prepared by 200.8-No Digestion Metals									
Copper	**336**		ug/L	1.00	1.00	1	01/16/26	01/16/26 13:48	AWH
Lead	ND		ug/L	1.00	1.00	1	01/16/26	01/16/26 13:48	AWH

The results in this report apply to the samples analyzed in accordance with the chain of custody document. This analytical report must be reproduced in its entirety.

Will Brewington, President

All analyses performed at Maryland Spectral Services included in the report are TNI certified except as indicated at the end of the report.

1500 Caton Center Dr Suite G
Baltimore MD 21227
410-247-7600
www.mdspectral.com

Analytical Results

Project: ACPS PATRICK HENRY DRINKING WATER

Project Number: 47:11652-E6:84
Project Manager: William Sargent

Reported:
01/16/26 15:45

PH-38

6010943-19 (Drinking Water)
Sampled on: 01/09/26 05:27

Analyte	Result	Notes	Units	Reporting Limit (MRL)	Detection Limit (LOD)	Dilution	Prepared	Analyzed	Analyst
Total Metals Analysis by EPA 200.8DW Prepared by 200.8-No Digestion Metals									
Copper	**281**		ug/L	1.00	1.00	1	01/16/26	01/16/26 13:50	AWH
Lead	ND		ug/L	1.00	1.00	1	01/16/26	01/16/26 13:50	AWH

The results in this report apply to the samples analyzed in accordance with the chain of custody document. This analytical report must be reproduced in its entirety.

Will Brewington, President

All analyses performed at Maryland Spectral Services included in the report are TNI certified except as indicated at the end of the report.

Analytical Results

1500 Caton Center Dr Suite G
Baltimore MD 21227
410-247-7600
www.mdspectral.com

Project: ACPS PATRICK HENRY DRINKING WATER

Project Number: 47:11652-E6:84
Project Manager: William Sargent

Reported:
01/16/26 15:45

PH-39

6010943-20 (Drinking Water)
Sampled on: 01/09/26 05:28

Analyte	Result	Notes	Units	Reporting Limit (MRL)	Detection Limit (LOD)	Dilution	Prepared	Analyzed	Analyst
Total Metals Analysis by EPA 200.8DW Prepared by 200.8-No Digestion Metals									
Copper	**537**		ug/L	1.00	1.00	1	01/16/26	01/16/26 13:53	AWH
Lead	ND		ug/L	1.00	1.00	1	01/16/26	01/16/26 13:53	AWH

The results in this report apply to the samples analyzed in accordance with the chain of custody document. This analytical report must be reproduced in its entirety.

Will Brewington, President

All analyses performed at Maryland Spectral Services included in the report are TNI certified except as indicated at the end of the report.

1500 Caton Center Dr Suite G
Baltimore MD 21227
410-247-7600
www.mdspectral.com

Analytical Results

Project: ACPS PATRICK HENRY DRINKING WATER

Project Number: 47:11652-E6:84
Project Manager: William Sargent

Reported:
01/16/26 15:45

PH-40

6010943-21 (Drinking Water)
Sampled on: 01/09/26 05:30

Analyte	Result	Notes	Units	Reporting Limit (MRL)	Detection Limit (LOD)	Dilution	Prepared	Analyzed	Analyst
Total Metals Analysis by EPA 200.8DW Prepared by 200.8-No Digestion Metals									
Copper	**1.80**		ug/L	1.00	1.00	1	01/16/26	01/16/26 14:12	AWH
Lead	ND		ug/L	1.00	1.00	1	01/16/26	01/16/26 14:12	AWH

The results in this report apply to the samples analyzed in accordance with the chain of custody document. This analytical report must be reproduced in its entirety.

Will Brewington, President

All analyses performed at Maryland Spectral Services included in the report are TNI certified except as indicated at the end of the report.

1500 Caton Center Dr Suite G
Baltimore MD 21227
410-247-7600
www.mdspectral.com

Analytical Results

Project: ACPS PATRICK HENRY DRINKING WATER

Project Number: 47:11652-E6:84
Project Manager: William Sargent

Reported:
01/16/26 15:45

Total Metals Analysis by EPA 200.8DW - Quality Control

Analyte	Result	Reporting Limit	Units	Spike Level	Source Result	%REC	%REC Limits	RPD	RPD Limit	Notes
Batch BJA0393 - 200.8-No Digestion Metals										
Blank (BJA0393-BLK1)				Prepared & Analyzed: 01/16/26						
Copper	ND	1.00	ug/L							
Lead	ND	1.00	ug/L							
Blank (BJA0393-BLK2)				Prepared & Analyzed: 01/16/26						
Copper	ND	1.00	ug/L							
Lead	ND	1.00	ug/L							
Blank (BJA0393-BLK3)				Prepared & Analyzed: 01/16/26						
Copper	ND	1.00	ug/L							
Lead	ND	1.00	ug/L							
LCS (BJA0393-BS1)				Prepared & Analyzed: 01/16/26						
Copper	9.41	1.00	ug/L	10.00		94	85-115			
Lead	9.93	1.00	ug/L	10.00		99	85-115			
LCS (BJA0393-BS2)				Prepared & Analyzed: 01/16/26						
Copper	9.64	1.00	ug/L	10.00		96	85-115			
Lead	10.2	1.00	ug/L	10.00		102	85-115			
LCS (BJA0393-BS3)				Prepared & Analyzed: 01/16/26						
Copper	10.4	1.00	ug/L	10.00		104	85-115			
Lead	11.0	1.00	ug/L	10.00		110	85-115			
Duplicate (BJA0393-DUP1)		**Source: 6010943-01**		Prepared & Analyzed: 01/16/26						
Copper	474	1.00	ug/L		474			0.04	20	
Lead	ND	1.00	ug/L		ND				20	
Duplicate (BJA0393-DUP2)		**Source: 6010943-11**		Prepared & Analyzed: 01/16/26						
Copper	474	1.00	ug/L		474			0.1	20	
Lead	ND	1.00	ug/L		ND				20	

The results in this report apply to the samples analyzed in accordance with the chain of custody document. This analytical report must be reproduced in its entirety.

Will Brewington, President

All analyses performed at Maryland Spectral Services included in the report are TNI certified except as indicated at the end of the report.

1500 Caton Center Dr Suite G
Baltimore MD 21227
410-247-7600
www.mdspectral.com

Analytical Results

Project: ACPS PATRICK HENRY DRINKING WATER

Project Number: 47:11652-E6:84
Project Manager: William Sargent

Reported:
01/16/26 15:45

Total Metals Analysis by EPA 200.8DW - Quality Control

Analyte	Result	Reporting Limit	Units	Spike Level	Source Result	%REC	%REC Limits	RPD	RPD Limit	Notes
Batch BJA0393 - 200.8-No Digestion Metals										
Duplicate (BJA0393-DUP3)		**Source: 6010943-21**		Prepared & Analyzed: 01/16/26						
Copper	1.82	1.00	ug/L		1.80			1	20	
Lead	ND	1.00	ug/L		ND				20	
Matrix Spike (BJA0393-MS1)		**Source: 6010943-01**		Prepared & Analyzed: 01/16/26						
Copper	474	1.00	ug/L	10.00	474	1	70-130			QM-4X
Lead	10.4	1.00	ug/L	10.00	ND	104	70-130			
Matrix Spike (BJA0393-MS2)		**Source: 6010943-11**		Prepared & Analyzed: 01/16/26						
Copper	471	1.00	ug/L	10.00	474	NR	70-130			QM-4X
Lead	9.94	1.00	ug/L	10.00	ND	99	70-130			
Matrix Spike (BJA0393-MS3)		**Source: 6010943-21**		Prepared & Analyzed: 01/16/26						
Copper	10.5	1.00	ug/L	10.00	1.80	87	70-130			
Lead	9.80	1.00	ug/L	10.00	ND	98	70-130			

The results in this report apply to the samples analyzed in accordance with the chain of custody document. This analytical report must be reproduced in its entirety.

Will Brewington, President

All analyses performed at Maryland Spectral Services included in the report are TNI certified except as indicated at the end of the report.

1500 Caton Center Dr Suite G
Baltimore MD 21227
410-247-7600
www.mdspectral.com

Analytical Results

Project: ACPS PATRICK HENRY DRINKING WATER

Project Number: 47:11652-E6:84
Project Manager: William Sargent

Reported:
01/16/26 15:45

Notes and Definitions

QM-4X	The spike recovery was outside of QC acceptance limits for the MS and/or MSD due to analyte concentration at 4 times or greater the spike concentration. The QC batch was accepted based on LCS and/or LCSD recoveries within the acceptance limits.
RE	Sample reanalyses are done at the laboratory's discretion as a mechanism to improve data quality. Any client requested reanalysis will be identified with a sample qualifier.
ND	Analyte NOT DETECTED at or above the detection limit
dry	Sample results reported on a dry weight basis
RPD	Relative Percent Difference
%-Solids	Percent Solids is a supportive test and as such does not require accredidation

If this report contains any samples analyzed for gasoline range organics (GRO) by EPA Method 8015C and no trip blank was shipped, stored, and received with the sample(s) as required by Section 3.1 of the EPA Method, the sample analysis contained in this report cannot exclude the possibility that any reportable GRO measurement was due to environmental contamination of the sample during shipping or storage.

The results in this report apply to the samples analyzed in accordance with the chain of custody document. This analytical report must be reproduced in its entirety.

Will Brewington, President

All analyses performed at Maryland Spectral Services included in the report are TNI certified except as indicated at the end of the report.

Company Name: ECS Mid-Atlantic LLC	Project Manager:
Project Name: ACPS Patrick Henry Water Sampling	Project ID:
Sampler(s): William Sargent	P.O. Number: 47:11652-E6:84
State of Origin: Virginia	

CHAIN-OF-CUSTODY RECORD

Maryland Spectral Services, Inc.
1500 Caton Center Drive, Suite G
Baltimore, MD 21227
410-247-7600 * Fax 410-247-7602
reporting@mdspectral.com

Matrix Codes: NPW - non-potable water; DW - drinking water

Field Sample ID:	Date	Time	DW	NPW	Soil	Other	Grab	Composite	# of containers	Analysis Requested: Lead in drinking water	Analysis Requested: Copper in drinking water	Preservative	Field Notes	MSS Lab ID
PH-20	1/9/26	5:00AM	X						1	X	X	HNO_3		6010943-01 A
PH-21	1/9/26	5:02AM	X						1	X	X	HNO_3		-02
PH-22	1/9/26	5:03AM	X						1	X	X	HNO_3		-03
PH-23	1/9/26	5:05AM	X						1	X	X	HNO_3		-04
PH-24	1/9/26	5:06AM	X						1	X	X	HNO_3		-05
PH-25	1/9/26	5:08AM	X						1	X	X	HNO_3		-06
PH-26	1/9/26	5:09AM	X						1	X	X	HNO_3		-07
PH-27	1/9/26	5:11AM	X						1	X	X	HNO_3		-08
PH-28	1/9/26	5:12AM	X						1	X	X	HNO_3		-09
PH-29	1/9/26	5:15AM	X						1	X	X	HNO_3		-10

Relinquished by: (Signature)	Date /Time	Relinquished by: (Signature)
(Printed) William Sargent	1/9/25 7:00AM	(Printed)
Relinquished by: (Signature)	Date /Time 1-9-26 15:15	Received by lab: (Signature)
(Printed)		(Printed) Lori Foster

Special Instructions / QC Requirements & Comments:

Please indicate if any of the following certifications are required:
- ☐ Virginia VELAP
- ☐ Pennsylvania NELAP
- ☐ West Virginia DEP
- ☐ MD Drinking Water
- ☑ VA Drinking Water
- ☐ Other _____

Turn Around Time:
- ☐ Normal (7 day)
- ☑ 5 day
- ☐ 4 day
- ☐ 3 day
- ☐ Rush (2 day)
- ☐ Next Day
- ☐ Other: _____
- ☐ Specific Due Date: _____

Delivery Method:
- ☒ Courier
- ☐ Client
- ☐ UPS
- ☐ Fed Ex
- ☐ USPS
- ☐ Other _____

Lab Use: 2.5.0.1
Temp: 2 °C
- ☐ Received on Ice
- ☑ Received Same Day
- ☑ T-41 ☐ T-45

Sample Disposal:
- ☐ Return to Client
- ☐ Disposal by lab
- ☐ Archive for __ days

Company Name: ECS Mid-Atlantic LLC	Project Manager:
Project Name: ACPS Patrick Henry Water Sampling	Project ID:
Sampler(s): William Sargent	P.O. Number: 47:11652-E6:84
State of Origin: Virginia	

CHAIN-OF-CUSTODY RECORD

Maryland Spectral Services, Inc.
1500 Caton Center Drive, Suite G
Baltimore, MD 21227
410-247-7600 * Fax 410-247-7602
reporting@mdspectral.com

Matrix Codes: NPW - non-potable water; DW - drinking water

Analysis Requested: Lead in drinking water; Copper in drinking water

Field Sample ID:	Date	Time	DW	NPW	Soil	Other	Grab	Composite	# of containers	Preservative	Field Notes	MSS Lab ID
PH-30	1/9/26	5:17AM	X						1	HNO_3		6010943-11 A
PH-31	1/9/26	5:18AM	X						1	HNO_3		-12
PH-32	1/9/26	5:20AM	X						1	HNO_3		-13
PH-33	1/9/26	5:21AM	X						1	HNO_3		-14
PH-34	1/9/26	5:23AM	X						1	HNO_3		-15
PH-35	1/9/26	5:23AM	X						1	HNO_3		-16
PH-36	1/9/26	5:25AM	X						1	HNO_3		-17
PH-37	1/9/26	5:25AM	X						1	HNO_3		-18
PH-38	1/9/26	5:27AM	X						1	HNO_3		-19
PH-39	1/9/26	5:28AM	X						1	HNO_3		-20

Relinquished by: (Signature)	Date /Time	Relinquished by: (Signature)
(Printed) William Sargent	1/9/25 7:00 AM	(Printed)
Relinquished by: (Signature)	Date /Time	Received by lab: (Signature)
(Printed)	1-9-26 15:15	(Printed) Lori Foster

Special Instructions / QC Requirements & Comments:
Send to wsargent@ecslimited.com

Please indicate if any of the following certifications are required:
- ☐ Virginia VELAP
- ☐ Pennsylvania NELAP
- ☐ West Virginia DEP
- ☐ MD Drinking Water
- ☑ VA Drinking Water
- ☐ Other _____

Turn Around Time:
- ☐ Normal (7 day)
- ☑ 5 day
- ☐ 4 day
- ☐ 3 day
- ☐ Rush (2 day)
- ☐ Next Day
- ☐ Other: _____
- ☐ Specific Due Date: _____

Delivery Method:
- ☒ Courier
- ☐ Client
- ☐ UPS
- ☐ Fed Ex
- ☐ USPS
- ☐ Other _____

Lab Use: 20.5-0.1
Temp: 2 °C
- ☐ Received on Ice
- ☑ Received Same Day
  - ☑ T-41 ☐ T-45

Sample Disposal:
- ☐ Return to Client
- ☐ Disposal by lab
- ☐ Archive for __ days

Company Name: ECS Mid-Atlantic LLC	Project Manager:
Project Name: ACPS Patrick Henry Water Sampling	Project ID:
Sampler(s): William Sargent	P.O. Number: 47:11652-E6:84
State of Origin: Virginia	

CHAIN-OF-CUSTODY RECORD

Maryland Spectral Services, Inc.
1500 Caton Center Drive, Suite G
Baltimore, MD 21227
410-247-7600 * Fax 410-247-7602
reporting@mdspectral.com

Matrix Codes: NPW - non-potable water
DW - drinking water

Analysis Requested: Lead in Drinking Water; Copper in Drinking Water

Field Sample ID:	Date	Time	DW	NPW	Soil	Other	Grab	Composite	# of containers	Preservative	Field Notes	MSS Lab ID
PH-40	1/9/26	5:30AM	X						1	HNO_3		6010943-21 A

Relinquished by: (Signature)	Date /Time	Relinquished by: (Signature)
(Printed) William Sargent	1/9/26 7:00 AM	(Printed)
Relinquished by: (Signature)	Date /Time	Received by lab: (Signature)
(Printed)	1-9-26 15:15	(Printed) Lori Foster

Special Instructions / QC Requirements & Comments:

Please indicate if any of the following certifications are required:
- ☐ Virginia VELAP
- ☐ Pennsylvania NELAP
- ☐ West Virginia DEP
- ☐ MD Drinking Water
- ☑ VA Drinking Water
- ☐ Other _____

Turn Around Time:
- ☐ Normal (7 day)
- ☑ 5 day
- ☐ 4 day
- ☐ 3 day
- ☐ Rush (2 day)
- ☐ Next Day
- ☐ Other: _____
- ☐ Specific Due Date: _____

Delivery Method:
- ☒ Courier
- ☐ Client
- ☐ UPS
- ☐ Fed Ex
- ☐ USPS
- ☐ Other _____

Lab Use:
Temp: 20.5-0.1 °C
- ☐ Received on Ice
- ☑ Received Same Day
  - ☑ T-41
  - ☐ T-45

Sample Disposal:
- ☐ Return to Client
- ☐ Disposal by lab
- ☐ Archive for __ days