

GENESEE VALLEY CENTRAL SCHOOL DISTRICT
FINANCIAL STATEMENTS
AND SUPPLEMENTARY INFORMATION

FOR THE FISCAL YEAR ENDED JUNE 30, 2025

WITH
REPORT OF CERTIFIED PUBLIC ACCOUNTANTS

GENESEE VALLEY CENTRAL SCHOOL DISTRICT
TABLE OF CONTENTS

	<u>Schedule</u>	<u>Page</u>
Independent Auditor’s Report		1-3
Management’s Discussion and Analysis		4-10
Government-wide Financial Statements		
Statement of Net Position	1	11
Statement of Activities	2	12
Fund Financial Statements		
Combined Balance Sheet - Governmental Funds.....	3	13
Combined Statement of Revenue, Expenditures and Changes in Fund Equity - Governmental Funds	4	14
Reconciliation of Governmental Funds Balance Sheet to the Statement of Net Position.....	5	15
Reconciliation of Governmental Funds Revenue, Expenditures and Changes in Fund Equity to the Statement of Activities.....	6	16
Notes to Financial Statements		17-35
Supplementary Information		
Combining Schedule of Revenue and Expenditures and Changes in Fund Equity - Budget and Actual - Governmental Funds	SS1&SS1A	36-37
Schedule of Change from Adopted Budget to Final Budget and the Real Property Tax Limit.....	SS2	38
Schedule of Project Expenditures - Capital Projects Fund.....	SS3	39
Budget Comparison Statement for State and Other Grant Programs - Special Aid and Food Service Funds	SS4A	40
Notes to Schedule of Expenditures of Federal Awards.....	SS4B	41
Schedule of Expenditures of Federal Awards	SS4C	41
Schedule of Net Investment in Capital Assets and Right-to-Use Assets.....	SS5	42
Schedule of Changes in the District’s Net OPEB Liability and Related Ratios.....	SS6	43
Schedule of District Contributions – OPEB	SS7	44
Schedule of District Contributions – New York State Teachers’ Retirement System (NYSTRS) and New York State and Local Employees’ Retirement System (NYSLERS)	SS8	45
Schedule of District’s Proportionate Share of Net Pension Asset - New York State Teachers’ Retirement System (NYSTRS) and District’s Proportionate Share of Net Pension Liability – New York State and Local Employees’ Retirement Systems (NYSLERS)	SS9	46
Independent Auditor’s Report on Internal Control over Financial Reporting and on Compliance and Other Matters Based on an Audit of Financial Statements Performed in Accordance with "Government Auditing Standards"		47-48
Schedule of Findings and Questioned Costs		49-50
Schedule of Prior Audit Findings		51

INDEPENDENT AUDITOR'S REPORT

**To the President and Members of
The Board of Education
Genesee Valley Central School District
Belmont, New York**

Report on the Audit of the Financial Statements

Opinions

We have audited the accompanying financial statements of the governmental activities and each major fund of **Genesee Valley Central School District** as of and for the year ended June 30, 2025, and the related notes to the financial statements, which collectively comprise **Genesee Valley Central School District's** basic financial statements as listed in the table of contents.

In our opinion, the financial statements referred to above present fairly, in all material respects, the respective financial position of the governmental activities, each major fund, and the aggregate remaining fund information of the **Genesee Valley Central School District**, as of June 30, 2025, and the respective changes in financial position for the year then ended in accordance with accounting principles generally accepted in the United States of America.

Basis for Opinions

We conducted our audit in accordance with auditing standards generally accepted in the United States of America and the standards applicable to financial audits contained in Government Auditing Standards, issued by the Comptroller General of the United States. Our responsibilities under those standards are further described in the Auditor's Responsibilities for the Audit of the Financial Statements section of our report. We are required to be independent of the **Genesee Valley Central School District** and to meet our other ethical responsibilities, in accordance with the relevant ethical requirements relating to our audit. We believe that the audit evidence we have obtained is sufficient and appropriate to provide a basis for our audit opinions.

Change in Accounting Principle

As described in Note 7 to the financial statements, during the current year the District adopted new accounting standard, GASB Statement No. 101, Compensated Absences, which resulted in a prior period adjustment. Our opinion is not modified with respect to this matter.

Report on Summarized Comparative Information

We have previously audited the **Genesee Valley Central School District's** June 30, 2024 financial statements, and our report dated September 10, 2024, expressed unmodified opinions on the respective financial statements of the governmental activities, each major fund, and aggregate remaining fund information. In our opinion, the summarized comparative information presented herein as of and for the year ended June 30, 2024, is consistent, in all material respects, with the audited financial statements from which it has been derived.

Responsibilities of Management for the Financial Statements

Management is responsible for the preparation and fair presentation of the financial statements in accordance with accounting principles generally accepted in the United States of America, and for the design, implementation, and maintenance of internal control relevant to the preparation and fair presentation of financial statements that are free from material misstatement, whether due to fraud or error.

In preparing the financial statements, management is required to evaluate whether there are conditions or events, considered in the aggregate, that raise substantial doubt about the **Genesee Valley Central School District's** ability to continue as a going concern for twelve months beyond the financial statement date, including any currently known information that may raise substantial doubt shortly thereafter.

Auditor's Responsibilities for the Audit of the Financial Statements

Our objectives are to obtain reasonable assurance about whether the financial statements as a whole are free from material misstatement, whether due to fraud or error, and to issue an auditor's report that includes our opinions. Reasonable assurance is a high level of assurance but is not absolute assurance and therefore is not a guarantee that an audit conducted in accordance with generally accepted auditing standards and Government Auditing Standards will always detect a material misstatement when it exists. The risk of not detecting a material misstatement resulting from fraud is higher than for one resulting from error, as fraud may involve collusion, forgery, intentional omissions, misrepresentations, or the override of internal control. Misstatements are considered material if there is a substantial likelihood that, individually or in the aggregate, they would influence the judgment made by a reasonable user based on the financial statements.

In performing an audit in accordance with generally accepted auditing standards and Government Auditing Standards, we:

- Exercise professional judgment and maintain professional skepticism throughout the audit.
- Identify and assess the risks of material misstatement of the financial statements, whether due to fraud or error, and design and perform audit procedures responsive to those risks. Such procedures include examining, on a test basis, evidence regarding the amounts and disclosures in the financial statements.
- Obtain an understanding of internal control relevant to the audit in order to design audit procedures that are appropriate in the circumstances, but not for the purpose of expressing an opinion on the effectiveness of the **Genesee Valley Central School District's** internal control. Accordingly, no such opinion is expressed.
- Evaluate the appropriateness of accounting policies used and the reasonableness of significant accounting estimates made by management, as well as evaluate the overall presentation of the financial statements.
- Conclude whether, in our judgment, there are conditions or events, considered in the aggregate, that raise substantial doubt about **Genesee Valley Central School District's** ability to continue as a going concern for a reasonable period of time.

We are required to communicate with those charged with governance regarding, among other matters, the planned scope and timing of the audit, significant audit findings, and certain internal control-related matters that we identified during the audit.

Required Supplementary Information

Accounting principles generally accepted in the United States of America require that the management's discussion and analysis (pages 3-10) and budgetary comparison information (pages 36-37) schedule of changes in District's net OPEB liability and related ratios (page 43), schedule of District contributions – OPEB (page 44), schedule of the District contributions for defined benefit pension plans (page 45) and the schedule of the District's proportionate share of the net pension asset/liability (page 46) be presented to supplement the basic financial statements. Such information is the responsibility of management and, although not a part of the basic financial statements, is required by the Governmental Accounting Standards Board who considers it to be an essential part of financial reporting for placing the basic financial statements in an appropriate operational, economic, or historical context. We have applied certain limited procedures to the required supplementary information in accordance with auditing standards generally accepted in the United States of America, which consisted of inquiries of management about the methods of preparing the information and comparing the information for consistency with management's responses to our inquiries, the basic financial statements, and other knowledge we obtained during our audit of the basic financial statements. We do not express an opinion or provide any assurance on the information because the limited procedures do not provide us with sufficient evidence to express an opinion or provide any assurance.

Supplementary Information

Our audit was conducted for the purpose of forming opinions on the financial statements that collectively comprise the **Genesee Valley Central School District's** basic financial statements. The accompanying combining and individual fund financial statements and other schedules listed in the table of contents are presented for purposes of additional analysis and are not a required part of the basic financial statements. The schedule of expenditures of federal awards, as required by Title 2 U.S. Code of Federal Regulations Part 200, Uniform Administrative Requirements, Cost Principles, and Audit Requirements for Federal Awards, is also presented for purposes of additional analysis and is not a required part of the basic financial statements. Such information is the responsibility of management and was derived from and relates directly to the underlying accounting and other records used to prepare the basic financial statements. The information has been subjected to the auditing procedures applied in the audit of the basic financial statements and certain additional procedures, including comparing and reconciling such information directly to the underlying accounting and other records used to prepare the basic financial statements or to the basic financial statements themselves, and other additional procedures in accordance with auditing standards generally accepted in the United States of America. In our opinion, the combining and individual fund financial statements, other schedules, and the schedule of expenditures of federal awards are fairly stated, in all material respects, in relation to the basic financial statements as a whole.

Other Reporting Required by Government Auditing Standards

In accordance with Government Auditing Standards, we have also issued our report dated September 9, 2025, on our consideration of the ***Genesee Valley Central School District's*** internal control over financial reporting and on our tests of its compliance with certain provisions of laws, regulations, contracts, and grant agreements and other matters. The purpose of that report is solely to describe the scope of our testing of internal control over financial reporting and compliance and the results of that testing, and not to provide an opinion on the effectiveness of the ***Genesee Valley Central School District's*** internal control over financial reporting or on compliance. That report is an integral part of an audit performed in accordance with Government Auditing Standards in considering ***Genesee Valley Central School District's*** internal control over financial reporting and compliance.

Buffamante Whipple Buttafaro PC

BUFFAMANTE WHIPPLE BUTTAFARO, P.C.

**Olean, New York
September 9, 2025**

I. Discussion and Analysis

The following is a discussion and analysis of the **Genesee Valley Central School District's** financial performance for the year ended June 30, 2025. This section is a summary of the District's financial activities based on currently known facts, decisions, or conditions. It is based on both the government-wide and fund-based financial statements. The results of the current year are discussed in comparison with the prior year, with an emphasis placed on the current year. This section is only an introduction and should be read in conjunction with the District's financial statements, which follows this section.

II. Financial Highlights

The following items are the financial highlights experienced by the **Genesee Valley Central School District** during the fiscal year ended June 30, 2025:

- Overall net position from operations of the District increased during the current year in the amount of \$1,249,000 as compared to an increase of \$830,000 during the prior fiscal year.
- The District's total revenue increased 1% from \$21,356,000 during June 30, 2024 to \$21,643,000 during June 30, 2025. This increase was primarily the result of an increase in tuition from other schools related to special education services, which was partially offset by a decrease in Pandemic related Federal grants.
- The District's total expenses decreased approximately \$132,000 from \$20,526,000 during the year ended June 30, 2024 to \$20,394,000 during the year ended June 30, 2025. This decrease was primarily related to a decrease in pension expense due to actuarial updates, along with decreases in contractual costs and materials and supplies purchased with Pandemic funds in the prior year. These decreases were partially offset by increases in salaries and health insurance costs, along with increase in maintenance related costs.
- The District's had capital outlays during the current year in the amount of approximately \$745,000 which was primarily related to the capital outlay project, capital improvements related to the District's new capital project, bus purchase, and equipment purchases and right-to-use additions.

III. Overview of the Financial Statements

This annual report consists of three parts: MD&A (this section), the basic financial statements, and required supplementary information. The basic financial statements include two kinds of statements that present different views of **Genesee Valley Central School District**.

**III. Overview of the Financial Statements
(continued)**

A. Reporting the School District as a Whole (District-wide Financial Statements):

The district-wide statements report information about the School District as a whole using accounting methods similar to those used by private-sector companies. Activities that are fiduciary in nature are not included in these statements.

1. Statement of Net Position

The Statement of Net Position (page 11) shows the "assets" (what is owned), "liabilities" (what is owed) and the "net position" (the resources that would remain if all obligations were settled) of the District. The Statement categorizes assets to show that some assets are very liquid, such as cash and cash equivalents. Some assets are restricted for certain purposes or reserved for emergencies and cash flow purposes. Some assets are invested in "fixed" or "capital" assets, such as buildings, equipment and other long-lived property; and some assets are available to fund budgets of the following year.

2. Statement of Activities

The Statement of Activities (page 12) shows the amounts of program-specific and general District revenue used to support the District's various functions.

The Statement of Net Position and Statement of Activities divide the activities of the District into two categories: governmental activities (the school functions, including general support, instruction, transportation, administration, etc.; property taxes, state and federal revenue usually support most of these functions) and proprietary activities. The District only had governmental activities during the current fiscal year.

The two district-wide statements report the School District's net position and how they have changed. Net Position – the difference between the District's assets and liabilities – is one way to measure the District's financial health or position. Over time, increases or decreases in the District's net position are an indicator of whether its financial position is improving or deteriorating, respectively. To assess the District's overall health, you need to consider additional non-financial factors such as changes in the District's property tax base and the condition of school buildings and other facilities.

III. Overview of the Financial Statements (continued)

B. Reporting the District's Most Significant Funds (Fund Financial Statements):

The fund financial statements provide more detailed information about the District's funds, focusing on its most significant or major funds – not the District as a whole. Funds are accounting devices the District uses to keep track of specific sources of funding and spending on particular programs. Significance of funds is determined based on the proportional size of the funds, the relative importance of the activities of the funds to the District's operations, and the existence of legal budget requirements. Internal Service funds are never reported as major funds, but are combined and presented in a separate column.

The District has two kinds of funds:

1. Governmental Funds

Most of the District's basic services are included in governmental funds, which generally focus on (1) how cash and other financial assets that can readily be converted to cash flow in and out and the balances left at year-end that are available for spending. Consequently the governmental funds

III. Overview of the Financial Statements (continued)

B. Reporting the District's Most Significant Funds (Fund Financial Statements)(continued):

1. Governmental Funds (continued)

statements provide a detailed short-term view that helps you determine whether there are more or fewer financial resources that can be spent in the near future to finance the District's programs. Because this information does not encompass the additional long-term focus of the district-wide statements, additional information at the bottom of the governmental funds statements explains the relationship (or differences) between them.

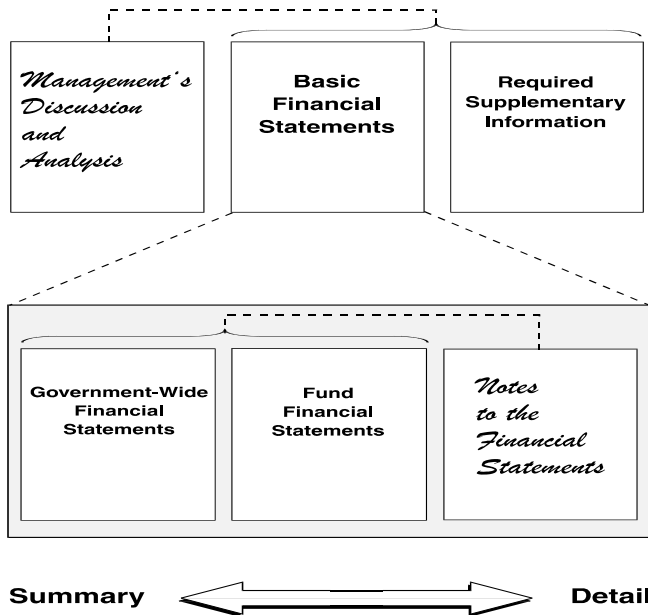
2. Fiduciary Funds

The District does not have activities that qualify for reporting as a fiduciary fund.

Figure A-1 - Major Features of the District-Wide Statements and Fund Financial Statements

	District-Wide	Fund Financial Statements	
		Governmental Funds	Fiduciary Funds
Scope	Entire district (except fiduciary funds)	The activities of the District that are not proprietary or fiduciary, such as special education and building maintenance	Funds used to account for resources held for the benefit of parties outside the District.
Required financial statements	Statement of Net Position Statement of Activities	Balance Sheet Statement of Revenue, Expenditures, and Changes in Fund Balances	Statement of Fiduciary Net Position Statement of Changes in Fiduciary Net Position
Accounting basis and measurement focus	Accrual accounting and economic resources focus	Modified accrual accounting and current financial focus	Accrual accounting and economic resources focus
Type of asset/liability information	All assets and liabilities, both financial and capital, short-term and long-term	Generally, all assets expected to be used up and liabilities that come due during the year or soon thereafter; no capital assets or right-to-use assets or long-term liabilities included	All assets and liabilities, both short-term and long-term; funds do not currently contain capital assets or right to use assets, although they can
Type of inflow/outflow information	All revenues and expenses during the year, regardless of when cash is received or paid	Revenues for which cash is received during or soon after the end of the year; expenditures when goods or services have been received and the related liability is due and payable	All additions and deductions during the year, regardless of when cash is received or paid

Figure A-2 - Required Components of the District's Annual Financial Report



IV. Financial Analysis of the School District as a Whole (continued)

Changes in Net Position (continued)

The total cost of all programs and services of the District decreased 1% to \$20,394,000. The District's expenses cover a range of services, with 72% related to instruction and 18% related to general support. Figure A-4 through figure A-8 and the narrative that follows considers the operations of governmental activities, along with revenue and net costs percentages for governmental activities.

Governmental Activities

Revenue of the District's governmental activities increased approximately 1%, while total expenses decreased 1%. The District's total net position increased approximately \$1,249,000 from operations during the fiscal year ended June 30, 2025.

Figure A-5 presents the major sources of revenue of the District. Revenue of the District totaled \$21,643,000 for the fiscal year ended June 30, 2025. The most significant changes in the District's governmental revenue are more thoroughly discussed as follows:

- Property tax revenue, which represents approximately 15% of the District's total revenue for governmental activities, increased approximately 2% during the year ended June 30, 2025 related to an increase in the tax levy.
- The District's most significant revenue is state sources which represent \$14,081,000 or 64% of total governmental revenue. The District's state sources decreased approximately 2% which was primarily related to a decrease in BOCES aid.
- During the year ended June 30, 2025, the District saw an increase in program revenue which mostly resulted from an increased in charges for services of \$1,160,000 which was partially offset by a decrease in operating grants in the amount of \$738,000. The increase in charges for services was primarily related to tuition charged to other districts for special education services provided by the District, while the decrease in operating grants was related to a decrease in Pandemic related Federal grants.

IV. Financial Analysis of the School District as a Whole

Net Position

The District's total reporting entity net position was approximately \$18,024,000. The components of net position include: invested in capital and right-to-use assets, net of related debt, of \$10,799,000; restricted net position of \$4,531,000; and unrestricted net position of \$2,694,000 as of June 30, 2025.

Changes in Net Position

The District's total government-wide revenue increased by approximately 1% to \$21,643,000. Approximately 15%, 10% and 64% of total revenue is derived from the property taxes, operating grants and state aid, respectively. The remaining 11% comes from federal aid, use of money and property, miscellaneous, charges for services and other operating grants and contributions.

IV. Financial Analysis of the School District as a Whole (continued)

Expenses

Figure A-8 presents the cost of each of the District's largest expenditure-types, which include; general support, instruction, transportation, debt service and cost of sales; as well as each expenditure-type's net cost (total cost less fees generated by the activities and intergovernmental aid). The net cost shows the financial burden that was placed on the District's taxpayers and NYS by each of these functions. Total costs of the District's governmental activities were \$20,394,000. The most significant changes in the District's governmental expenses are more thoroughly discussed as follows:

- The District's general support increased by approximately \$216,000 or 6% which was primarily related to increases in maintenance related expenses. These increases were partially offset by decreases in pension expense resulting from actuarial updates.
- The District's instruction costs decreased by approximately \$285,000 or 2%. This decrease was related to a decrease in pension expense resulting from actuarial updates and a decrease in material and supply purchases from Pandemic funding which were partially offset by increases in salaries and health insurances costs.
- Debt service of the District decreased approximately \$82,000 during the year ended June 30, 2025, which primarily resulted from a decrease in interest costs.
- Transportation costs of the District decreased 4% or \$37,000 during the year ended June 30, 2025. This decrease was primarily related to a decrease in pension expense resulting from actuarial updates which were partially offset by increases in salaries and health insurance.
- The District's cost of sales (food service fund) totaled \$667,000 during the current year as compared to \$611,000 during the fiscal year ended June 30, 2024. This increase was primarily related to an increase in food costs and salaries and benefits.
- The District received approximately \$3,669,000 of operating grants and charges for services from its state and federal grants and tuition and transportation aid which subsidized certain programs of the District.
- Most of the District's net costs (\$16.7 million) were financed by state aid and real property taxes.

Figure A-3 – Condensed Statement of Net Position

*Genesee Valley Central School District
Condensed Statement of Net Position (in thousands of dollars)*

	Governmental Activities and Total District-wide		
	2025	2024	% Change
Assets			
Current and other assets	\$ 9,512	\$ 8,819	8%
Capital and right-to-use assets	27,492	28,730	-4%
Total assets	<u>37,004</u>	<u>37,549</u>	<u>-1%</u>
Deferred outflows of resources			
Deferred outflows related to pensions and OPEB	3,251	3,642	-11%
Total deferred outflows of resources and assets	<u>\$ 40,255</u>	<u>\$ 41,191</u>	<u>-2%</u>
Liabilities			
Other liabilities	\$ 897	\$ 882	2%
Long-term liabilities	19,962	22,088	-10%
Total liabilities	<u>20,859</u>	<u>22,970</u>	<u>-9%</u>
Deferred inflows of resources			
Deferred inflows related to pensions and OPEB	1,372	976	41%
Total deferred inflows of resources and liabilities	<u>22,231</u>	<u>23,946</u>	<u>-7%</u>
Net position			
Net investment in capital and right-to-use assets	10,799	9,504	14%
Restricted	4,531	4,404	3%
Unrestricted	2,694	3,337	-19%
Total net position	<u>18,024</u>	<u>17,245</u>	<u>5%</u>
Total liabilities, deferred inflows of resources, and net position	<u>\$ 40,255</u>	<u>\$ 41,191</u>	<u>-2%</u>

Figure A-4 – Changes in Net Position

*Genesee Valley Central School District
Changes in Net Position from Operating Results (in thousands of Dollars)*

	Governmental Activities and Total District-wide		
	2025	2024	% Change
Revenue			
Program revenue			
Charges for services	\$ 1,519	\$ 359	323%
Operating grants and contributions	2,150	2,888	-26%
General revenue			
Real property taxes	3,147	3,100	1%
Use of money & property	112	128	-13%
Sale of property & comp for loss	(10)	17	-158%
State sources	14,081	14,312	-2%
Federal sources	95	77	23%
Miscellaneous	549	475	16%
Total revenue	<u>21,643</u>	<u>21,356</u>	<u>1%</u>
Expenses			
General support	3,878	3,662	6%
Instruction	14,478	14,763	-2%
Transportation	921	958	-4%
Debt service - interest	450	532	-15%
Cost of sales	667	611	9%
Total expenses	<u>20,394</u>	<u>20,526</u>	<u>-1%</u>
Change in net position	<u>\$ 1,249</u>	<u>\$ 830</u>	

Figure A-5 – Sources of Revenue

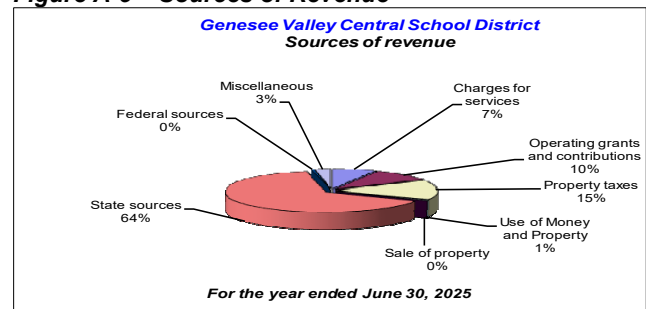


Figure A-6 Expenses

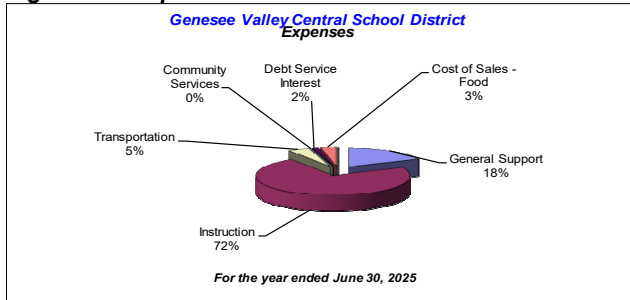


Figure A-7 – Expenditures Supported with Program Revenue

	Governmental Activities & Total District			
	2025		2024	
Expenditures supported with general revenue (from taxes & other sources)	\$ 16,725	82%	\$ 17,279	84%
Expenditures supported with program revenue	3,669	18%	3,247	16%
Total expenditures related to governmental activities	\$ 20,394	100%	\$ 20,526	100%

Figure A-8 – Net Cost of Governmental Activities

	Total cost of services			Net cost of services		
	2025	2024	Change	2025	2024	Change
General support	\$ 3,878	\$ 3,662	\$ 216	\$ 3,878	\$ 3,662	\$ 216
Instruction	14,478	14,763	(285)	11,614	12,267	(653)
Transportation	921	958	(37)	863	910	(47)
Debt service - interest	450	532	(82)	450	532	(82)
Cost of sales - food	667	611	56	(80)	(92)	12
Total	\$ 20,394	\$ 20,526	\$ (132)	\$ 16,725	\$ 17,279	\$ (554)

V. Financial Analysis of the School District's Funds

It is important to note that variances between years for the governmental fund financial statements (Balance Sheets and Statement of Revenue, Expenditures and Changes in Fund Equity) are not the same as variances between years for the District-wide financial statements (Statement of Net Position and Statement of Activities). The District's governmental funds are presented on the current financial resources measurement focus and the modified accrual basis of accounting, while the statement of net position is presented on the full accrual method of accounting. Therefore, governmental funds do not include long-term

V. Financial Analysis of the School District's Funds

Debt liabilities for the funds' projects and capital assets purchased by the funds. Governmental funds will include the proceeds received from the issuance of debt, the current payments for capital assets, and the current payments for debt. Below is a description of the most significant changes to the fund financial statements from that reported in the previous year.

General Fund

- The District's general revenues and other sources exceeded expenses and other uses by approximately \$8,000.
- The District's general fund unassigned fund balance equated to approximately \$1,072,000 as of June 30, 2025.
- The District established many fund balance reserves during the year ended June 30, 2025, and had a total restricted fund balance that approximated \$4,343,000.
- The District's total assets increased approximately \$69,000 as of June 30, 2025 primarily as the result of an increase in due from other governments partially offset by a decrease in cash. The District's liabilities increased approximately \$61,000 related to an increase in due to retirement systems.
- Total revenue in the District's general fund increased \$1,041,000, which was primarily related to an increase in tuition from other schools for special education services. Total expenditures in the District's general fund increased \$208,000 primarily as a result of an increase in salaries and benefits, maintenance costs and the purchase of a new bus. These increases were partially offset by a decrease in interfund transfers to the capital projects fund.

Food Service Fund

- The District's food service fund experienced a \$81,000 increase in fund equity during the current fiscal year.
- Revenue in the District's food service fund was \$748,000 during 2025 as compared with \$703,000 in 2024. Revenue increased as a result of an increase in participation. Expenditures increased approximately \$56,000 as compared to the prior year. Expenditures increased as a result of increases in food costs and salaries and benefits.

Special Aid Fund

- The District's special aid fund revenue and expenditures decreased approximately \$785,000 or 35% which was primarily related to a decrease in Pandemic related Federal grants.

Capital Projects Fund

- The District had expenditures and other uses in the amount of \$453,000 in capital projects during the year ended June 30, 2025 related the costs associated with District's new capital project, capital outlay project and smart bond act purchases.

VI. General Fund Budgetary Highlights

Over the course of the year, the District makes many budget transfers, which is the common method utilized to manage the budget throughout the year. Actual expenditures were approximately \$1,192,000 below the revised budget. The most significant variances were in the areas of instruction, transportation and employee benefits which totaled \$482,000, \$226,000 and \$338,000 respectively, below that budgeted. On the other hand, resources available for appropriations were approximately \$310,000 above the final budgeted amount. Significant variance of revenue items consisted of local sources which were \$435,000, above that budgeted.

Figure A-9 – Budget vs. Actual Comparison

<i>Genesee Valley Central School District</i>				
<i>General Fund - Budget vs Actual Comparison (in thousands of dollars)</i>				
	Revised Budget	Actual	Difference	%
Revenue				
Local sources	\$ 4,641	\$ 5,076	\$ 435	9%
State sources	14,221	14,081	(140)	-1%
Federal sources	80	95	15	19%
Other sources	-	-	-	n/a
Total revenue	\$ 18,942	\$ 19,252	\$ 310	2%
Expenditures				
General support	\$ 3,169	\$ 3,023	\$ 146	5%
Instruction	9,082	8,600	482	5%
Transportation	999	773	226	23%
Employee benefits	4,098	3,760	338	8%
Debt service	2,988	2,988	-	0%
Operating transfers	100	100	-	0%
Total expenditures	\$ 20,436	\$ 19,244	\$ 1,192	6%

VII. Capital and Right-to Use Assets and Debt Administration

Capital and Right-to-Use Assets

As depicted in Figure A-10, as of June 30, 2025, the District had invested approximately \$27,492,000 in a broad range of capital assets, including reconstruction projects, transportation vehicles, computer equipment, and other equipment, including right-to-use technology equipment. Capital additions made during the year ended June 30, 2025, totaled approximately \$745,000 and consisted primarily of the costs associated a capital outlay project, 2023 capital improvement project, bus purchase, equipment purchases and right-to-use assets. More detailed information about the District's capital assets is presented in the notes of the financial statements.

VII. Capital and Right-to-use Assets and Debt Administration (continued)

Long-term Debt

As depicted in Figure A-11, as of June 30, 2025, the District had approximately \$19,963,000 in bonds, other post-employment benefits, net pension liabilities and compensated absences, a decrease of approximately \$2,126,000 as compared with the previous year. The decrease in bonds payable was the result of the District making regularly scheduled debt payments. Other post-employment benefits increased as a result of actuarial update. Compensated absences increased related to the implementation of a new accounting standard, GASB 101. The District also had a decrease in pension liabilities as a result of new actuarial updates resulting in TRS being recorded as a net pension asset in the current year.

Figure A-10 – Capital and Right-to-Use Assets

<i>Genesee Valley Central School District</i>			
<i>Capital and Right-to-Use Assets (net of depreciation/amortization)</i>			
	Governmental Activities & Total District-wide		
	2025	2024	Change
Land	\$ 344,731	\$ 344,731	0%
Buildings	49,782,201	49,782,201	0%
Construction in progress	578,871	126,035	359%
Equipment	7,142,185	6,949,782	3%
Accumulated depreciation/amortization	(30,355,871)	(28,472,935)	7%
Total Capital and Right-to-use Assets, net	\$ 27,492,117	\$ 28,729,814	-4%

Figure A-11 – Outstanding Long-term Liabilities

<i>Genesee Valley Central School District</i>			
<i>Outstanding Long-Term Debt and Liabilities</i>			
	Governmental Activities & Total District-wide		
	2025	2024	Change
Bonds payable	\$ 16,692,988	\$ 19,225,904	-13%
Net pension liabilities	1,105,494	1,406,563	-21%
Other post-employment benefits	1,392,951	1,197,641	16%
Compensated absences	771,795	258,918	198%
Total Long-Term Debt	\$ 19,963,228	\$ 22,089,026	-10%

VIII. Factors Bearing on the District's Future

At the time these financial statements were prepared and audited, the District was aware of the following existing circumstances that could significantly affect its financial health in the future:

- The District remains uncertain as to the level of Federal and State funding in the upcoming years.
- The Rockefeller Institute conducted a study to assess the State's Foundation Aid educational funding formula which was published in December 2024. Although, minimal adjustments to the foundation aid formula were made to 2025-26 aid, any modifications to the formula in the future could have an impact on future state aid that is distributed to the District.

IX. Contacting the District's Financial Management

This financial report is designed to provide citizens, taxpayers, customers and investors and creditors with a general overview of the finances of the District and to demonstrate our accountability with the money we receive. If you have any questions about this report or need additional financial information, please contact:

Genesee Valley Central School District
Attention: Ms. Erin Ostrander, Business Official
1 Jaguar Drive
Belmont, New York 14813

GENESEE VALLEY CENTRAL SCHOOL DISTRICT
STATEMENT OF NET POSITION
AS OF JUNE 30, 2025

Schedule 1

Page 11

	<u>2025</u>	<u>2024</u>
Assets		
Cash		
Unrestricted	\$ 832,503	\$ 2,014,152
Restricted	4,531,005	4,404,354
Receivables		
State and federal aid	866,856	1,254,489
Due from other governments	1,701,188	103,019
Inventories	19,515	14,361
Net pension asset - NYS Teachers' Retirement System	882,790	-
Cash to be used for capital assets	678,002	1,028,864
Capital assets and right-to-use assets, net	27,492,117	28,729,814
Total assets	<u>37,003,976</u>	<u>37,549,053</u>
Deferred Outflows of Resources		
Deferred outflows related to pensions	2,680,403	3,192,149
Deferred outflows related to OPEB	571,000	450,159
Total assets and deferred outflows of resources	<u>\$ 40,255,379</u>	<u>\$ 41,191,361</u>
Liabilities		
Current liabilities		
Accounts payable	\$ 28,969	\$ 67,100
Accrued liabilities	13,166	11,320
Accrued interest	24,000	29,000
Due to retirement systems	823,851	760,130
Unearned revenue	6,346	13,935
Long-term liabilities		
Portion due or payable within one year		
Bonds payable	2,395,000	2,300,000
Portion due or payable after one year		
Bonds payable	14,297,988	16,925,904
Net pension liability - NYS Teachers' Retirement System	-	334,994
Net pension liability - NYS Employees' Retirement System	1,105,494	1,071,569
Other post-employment benefits	1,392,951	1,197,641
Compensated absences	771,795	258,918
Total liabilities	<u>20,859,560</u>	<u>22,970,511</u>
Deferred Inflows of Resources		
Deferred inflows related to pensions	1,225,355	792,678
Deferred inflows related to OPEB	145,909	182,470
Total liabilities and deferred inflows of resources	<u>22,230,824</u>	<u>23,945,659</u>
Net Position		
Net investment in capital assets and right-to-use assets	10,799,129	9,503,910
Restricted	4,531,005	4,404,354
Unrestricted	2,694,421	3,337,438
Total net position	<u>18,024,555</u>	<u>17,245,702</u>
Total liabilities, deferred inflows of resources and net position	<u>\$ 40,255,379</u>	<u>\$ 41,191,361</u>

GENESEE VALLEY CENTRAL SCHOOL DISTRICT
STATEMENT OF ACTIVITIES
FOR THE YEAR ENDED JUNE 30, 2025

Schedule 2

Page 12

			Program Revenues		2025	2024
	Expenses	Indirect Expenses Allocation	Charges for Services	Operating Grants	Net (Expense) Revenue and Changes in Net Position	Net (Expense) Revenue and Changes in Net Position
Functions/Programs						
General support	\$ 3,435,624	\$ 442,230	\$ -	\$ -	\$ (3,877,854)	\$ (3,661,815)
Instruction	13,054,434	1,424,317	1,432,044	1,432,888	(11,613,819)	(12,266,510)
Pupil transportation	820,170	100,678	47,486	10,350	(863,012)	(910,283)
Debt service	449,915	-	-	-	(449,915)	(531,555)
Food service program	666,521	-	39,773	706,791	80,043	91,739
Depreciation and amortization	1,967,225	(1,967,225)	-	-	-	-
Total functions and programs	\$ 20,393,889	\$ -	\$ 1,519,303	\$ 2,150,029	(16,724,557)	(17,278,424)
General Revenues						
Real property taxes					3,146,678	3,100,183
Use of money and property					111,761	128,181
Sale of property and compensation for loss					(9,901)	16,815
Miscellaneous					549,084	474,793
State sources					14,081,447	14,312,004
Federal sources					94,576	76,907
Total general revenues					17,973,645	18,108,883
Change in net position					1,249,088	830,459
Net position - beginning of year					17,245,702	16,415,243
Prior period adjustment					(470,235)	-
Net position - end of year					\$ 18,024,555	\$ 17,245,702

GENESEE VALLEY CENTRAL SCHOOL DISTRICT
COMBINED BALANCE SHEET – GOVERNMENTAL FUNDS
AS OF JUNE 30, 2025

Schedule 3

Page 13

	Governmental Funds						2025	2024
	General	Special Aid	Food Service	Debt Service	Capital Projects	Miscellaneous Special Revenue	(Memo only) Total	(Memo only) Total
Assets								
Unrestricted cash	\$ 10,062	\$ 437,096	\$ 380,500	\$ -	\$ -	\$ -	\$ 827,658	\$ 2,022,406
Restricted cash	4,342,911	-	-	-	678,002	192,939	5,213,852	5,424,964
Due from other funds	1,298,481	32,712	190	153,424	-	13,772	1,498,579	1,437,616
State and federal aid receivable	286,527	524,767	55,562	-	-	-	866,856	1,254,489
Due from other governments	1,700,837	-	351	-	-	-	1,701,188	103,019
Inventories	-	-	19,515	-	-	-	19,515	14,361
Total assets	<u>\$ 7,638,818</u>	<u>\$ 994,575</u>	<u>\$ 456,118</u>	<u>\$ 153,424</u>	<u>\$ 678,002</u>	<u>\$ 206,711</u>	<u>\$ 10,127,648</u>	<u>\$ 10,256,855</u>
Liabilities and Fund Equity								
Liabilities								
Accounts payable	\$ 28,969	\$ -	\$ -	\$ -	\$ -	\$ -	\$ 28,969	\$ 67,100
Accrued liabilities	12,719	-	447	-	-	-	13,166	11,320
Due to other funds	292,761	994,529	-	57,865	153,424	-	1,498,579	1,437,616
Unearned revenue	6,300	46	-	-	-	-	6,346	13,935
Due to Teachers' Retirement System	701,045	-	-	-	-	-	701,045	653,899
Due to Employees' Retirement System	122,806	-	-	-	-	-	122,806	106,231
Total liabilities	<u>1,164,600</u>	<u>994,575</u>	<u>447</u>	<u>57,865</u>	<u>153,424</u>	<u>-</u>	<u>2,370,911</u>	<u>2,290,101</u>
Fund Equity								
Nonspendable	-	-	19,515	-	-	-	19,515	14,361
Restricted	4,342,911	-	-	95,559	-	92,535	4,531,005	4,404,354
Committed	-	-	-	-	-	114,176	114,176	96,154
Assigned	1,059,008	-	436,156	-	524,578	-	2,019,742	2,203,600
Unassigned	1,072,299	-	-	-	-	-	1,072,299	1,248,285
Total fund equity	<u>6,474,218</u>	<u>-</u>	<u>455,671</u>	<u>95,559</u>	<u>524,578</u>	<u>206,711</u>	<u>7,756,737</u>	<u>7,966,754</u>
Total liabilities and fund equity	<u>\$ 7,638,818</u>	<u>\$ 994,575</u>	<u>\$ 456,118</u>	<u>\$ 153,424</u>	<u>\$ 678,002</u>	<u>\$ 206,711</u>	<u>\$ 10,127,648</u>	<u>\$ 10,256,855</u>

GENESEE VALLEY CENTRAL SCHOOL DISTRICT
COMBINED STATEMENT OF REVENUE, EXPENDITURES AND
CHANGES IN FUND EQUITY – GOVERNMENTAL FUNDS
FOR THE YEAR ENDED JUNE 30, 2025

Schedule 4

Page 14

	Governmental Funds						2025	2024
	General	Special Aid	Food Service	Debt Service	Capital Projects	Miscellaneous Special Revenue	(Memo only) Total	(Memo only) Total
Revenue								
Real property taxes	\$ 3,146,678	\$ -	\$ -	\$ -	\$ -	\$ -	\$ 3,146,678	\$ 3,100,183
Charges for services	1,479,530	-	-	-	-	-	1,479,530	316,778
Use of money and property	108,609	-	1,019	1	1,974	158	111,761	128,181
Sale of property compensation for loss	5,235	-	-	-	-	-	5,235	16,815
Miscellaneous	336,272	-	12,567	-	-	212,812	561,651	488,670
State sources	14,081,447	524,335	153,817	-	-	-	14,759,599	15,018,374
Federal sources	94,576	918,903	527,163	-	-	-	1,540,642	2,225,387
Surplus food	-	-	25,811	-	-	-	25,811	33,552
Sales (school food service)	-	-	27,206	-	-	-	27,206	28,547
Total revenue	19,252,347	1,443,238	747,583	1	1,974	212,970	21,658,113	21,356,487
Expenditures								
General support	3,023,414	-	199,837	-	-	-	3,223,251	2,942,249
Instruction	8,600,154	1,257,590	-	-	-	-	9,857,744	9,977,274
Pupil transportation	773,107	10,350	-	-	-	-	783,457	637,948
Employee benefits	3,759,813	175,298	139,419	-	-	-	4,074,530	3,932,062
Debt service								
Principal	2,300,000	-	-	-	-	-	2,300,000	2,195,000
Interest	687,831	-	-	-	-	-	687,831	777,031
Capital outlay	-	-	-	-	452,836	-	452,836	226,035
Cost of sales	-	-	322,446	-	-	-	322,446	311,477
Other expenses	-	-	4,819	-	-	161,216	166,035	198,715
Total expenditures	19,144,319	1,443,238	666,521	-	452,836	161,216	21,868,130	21,197,791
Excess (deficiency) of revenue over expenditures	108,028	-	81,062	1	(450,862)	51,754	(210,017)	158,696
Other sources and uses								
Operating transfers in	-	-	-	-	100,000	-	100,000	1,106,792
Operating transfers out	(100,000)	-	-	-	-	-	(100,000)	(1,106,792)
Total other sources (uses)	(100,000)	-	-	-	100,000	-	-	-
Excess (deficiency) of revenue and other sources over expenditures and other uses	8,028	-	81,062	1	(350,862)	51,754	(210,017)	158,696
Fund equity, beginning of year	6,466,190	-	374,609	95,558	875,440	154,957	7,966,754	7,808,058
Fund equity, end of year	\$ 6,474,218	\$ -	\$ 455,671	\$ 95,559	\$ 524,578	\$ 206,711	\$ 7,756,737	\$ 7,966,754

**GENESEE VALLEY CENTRAL SCHOOL DISTRICT
RECONCILIATION OF GOVERNMENTAL FUNDS
BALANCE SHEET TO THE STATEMENT OF NET POSITION
AS OF JUNE 30, 2025**

Total fund balances - governmental funds \$ 7,756,737

Amounts reported for governmental activities in the statement of net position are different because:

Capital and right-to-use assets used in governmental activities are not financial resources and therefore are not reported as assets in governmental funds. Capital and right-to-use assets consist of the following at year-end:

Cost of the assets	\$ 57,847,988	
Accumulated depreciation/amortization	<u>(30,355,871)</u>	27,492,117

District's proportionate share of the net pension assets are reported on the statement of net position, whereas in the governmental funds pension costs are based on required contributions.	882,790
--	---------

Interest on long-term liabilities is not accrued in governmental funds, but rather is recognized as an expenditure when due.	(24,000)
--	----------

Deferred inflows/outflows of resources related to actuarial pension differences are reported on the statement of net position and amortized over the average members' years of service. In the governmental funds pension expense is based on required contributions.	1,455,048
---	-----------

Deferred inflows/outflows of resources related to actuarial OPEB differences are reported on the statement of net position and amortized over the average members' years of service. In the governmental funds OPEB expense is based on required contributions.	425,091
---	---------

Long-term liabilities, including bonds payable, are not due and payable in the current period and therefore are not reported as liabilities in the funds. Long-term liabilities at year-end consist of the following:

Bonds payable	(16,692,988)	
Net pension liability - ERS	(1,105,494)	
Other post-employment benefits	(1,392,951)	
Compensated absences	<u>(771,795)</u>	<u>(19,963,228)</u>

Total net position - governmental activities \$ 18,024,555

	Total Governmental Funds	Long-term Asset and Outflow Transactions	Long-term Liability and Inflow Transactions	Reclassification and Eliminations	Statement of Net Position
Assets					
Cash	\$ 6,041,510	\$ -	\$ -	\$ (678,002)	\$ 5,363,508
Due from other funds	1,498,579	-	-	(1,498,579)	-
State and federal aid receivable	866,856	-	-	-	866,856
Due from other governments	1,701,188	-	-	-	1,701,188
Inventories	19,515	-	-	-	19,515
Net pension asset - TRS	-	882,790	-	-	882,790
Cash to be used for capital assets	-	-	-	678,002	678,002
Capital assets and right-to-use assets, net	-	27,492,117	-	-	27,492,117
Total assets	10,127,648	28,374,907	-	(1,498,579)	37,003,976
Deferred Outflows of Resources					
Deferred outflows related to pensions	-	2,680,403	-	-	2,680,403
Deferred outflows related to OPEB	-	571,000	-	-	571,000
Total assets and deferred outflows of resources	\$ 10,127,648	\$ 31,626,310	\$ -	\$ (1,498,579)	\$ 40,255,379
Liabilities, Deferred Inflows of Resources and Fund Equity/Net Position					
Liabilities					
Accounts payable	\$ 28,969	\$ -	\$ -	\$ -	\$ 28,969
Accrued liabilities	13,166	-	-	-	13,166
Accrued interest	-	-	24,000	-	24,000
Due to other funds	1,498,579	-	-	(1,498,579)	-
Unearned revenue	6,346	-	-	-	6,346
Due to retirement systems	823,851	-	-	-	823,851
Bonds payable	-	-	16,692,988	-	16,692,988
Net pension liability-ERS	-	-	1,105,494	-	1,105,494
Other post-employment benefits	-	-	1,392,951	-	1,392,951
Compensated absences	-	-	771,795	-	771,795
Total liabilities	2,370,911	-	19,987,228	(1,498,579)	20,859,560
Deferred Inflows of Resources					
Deferred inflows related to pensions	-	-	1,225,355	-	1,225,355
Deferred inflows related to OPEB	-	-	145,909	-	145,909
Total liabilities and deferred inflows of resources	2,370,911	-	21,358,492	(1,498,579)	22,230,824
Fund equity and net position	7,756,737	31,626,310	(21,358,492)	-	18,024,555
Total liabilities, deferred inflows of resources and fund equity/net position	\$ 10,127,648	\$ 31,626,310	\$ -	\$ (1,498,579)	\$ 40,255,379

GENESEE VALLEY CENTRAL SCHOOL DISTRICT
RECONCILIATION OF GOVERNMENTAL FUNDS REVENUE, EXPENDITURES
AND CHANGES IN FUND EQUITY TO THE STATEMENT OF ACTIVITIES
FOR THE YEAR ENDED JUNE 30, 2025

Total net change in fund balances - governmental funds		\$ (210,017)
Amounts reported for governmental activities in the statement of activities are different because:		
Capital outlays are reported in governmental funds as expenditures. However, in the statement of activities, the cost of those assets is allocated over their estimated useful lives as depreciation/amortization expense. Activity for the current fiscal year ended was as follows:		
Capital outlays	\$ 744,664	
Depreciation/amortization expense	<u>(1,967,225)</u>	(1,222,561)
Lose from the disposal of assets are reported as expense in the governmental funds, whereas in the statement of activities a gain or loss on sale is reported.		(15,136)
Repayment of bond principal, including payment towards the refunding of bonds, lease principal and bond anticipation notes principal is an expenditure the governmental funds but the repayment reduces long-term liabilities in the statement of net position.		2,300,000
Interest on long-term debt in the statement of activities differs from the amount reported in the governmental funds because interest is recognized as an expenditure in the funds when it is due, and thus required the use of current financial resources. In the statement of activities, however, interest expense and bond premium amortization is recognized as the interest accrues, regardless of when it is due. In addition, premiums on bond anticipation notes and bonds are recorded as revenue in the governmental funds, whereas in the statement of activities, premiums are amortized into interest expense.		237,916
District's proportionate share of actuarial calculated pension expense and net amortization of deferred amounts are recorded in the statement of activities, whereas in the governmental funds pension expense is based on the District's based on District's required contribution pension plans.		239,436
District's actuarial calculated OPEB expense and net amortization of deferred outflows and inflows related to OPEB are recorded in the statement of activities, whereas in the governmental funds OPEB expense is based on the District's required contributions to the OPEB plan.		(37,908)
In the statement of activities, certain operating expenses - compensated absences are measured by the amounts earned during the year. In the governmental funds, however, expenditures for these items are measured by the amount of financial resources used (essentially, the amounts actually paid). This year compensated absences changed by this amount.		<u>(42,642)</u>
Change in net position of governmental activities		<u><u>\$ 1,249,088</u></u>

	Total Governmental Funds	Long-term Asset and Outflow Transactions	Long-term Liability and Inflow Transactions	Reclassification and Eliminations	Statement of Activities Totals
Revenue					
Real property taxes	\$ 3,146,678	\$ -	\$ -	\$ -	\$ 3,146,678
Charges for services	1,479,530	-	-	(1,479,530)	-
Use of money and property	111,761	-	-	-	111,761
Sale of property compensation for loss	5,235	(15,136)	-	-	(9,901)
Miscellaneous	561,651	-	-	(12,567)	549,084
State sources	14,759,599	-	-	(678,152)	14,081,447
Federal sources	1,540,642	-	-	(1,446,066)	94,576
Surplus food	25,811	-	-	(25,811)	-
Sales (school food service)	27,206	-	-	(27,206)	-
Total revenue	21,658,113	(15,136)	-	(3,669,332)	17,973,645
Expenditures					
General support	3,223,251	431,712	-	222,891	3,877,854
Instruction	9,857,744	1,298,104	42,642	415,329	11,613,819
Pupil transportation	783,457	(54,419)	-	133,974	863,012
Employee benefits	4,074,530	-	(201,528)	(3,873,002)	-
Debt service	2,987,831	-	(2,537,916)	-	449,915
Capital outlay	452,836	(452,836)	-	-	-
Cost of sales	322,446	-	-	(402,489)	(80,043)
Other expenses	166,035	-	-	(166,035)	-
Total expenditures	21,868,130	1,222,561	(2,696,802)	(3,669,332)	16,724,557
Excess (deficiency) of revenue over expenditures	(210,017)	(1,237,697)	2,696,802	-	1,249,088
Other sources and uses					
Operating transfers in	100,000	-	-	(100,000)	-
Operating transfers out	(100,000)	-	-	100,000	-
Total other sources (uses)	-	-	-	-	-
Net change for year	\$ (210,017)	\$ (1,237,697)	\$ 2,696,802	\$ -	\$ 1,249,088

**GENESEE VALLEY CENTRAL SCHOOL DISTRICT
NOTES TO FINANCIAL STATEMENTS
FOR THE YEAR ENDED JUNE 30, 2025**

Page 17

NOTE 1 - SUMMARY OF SIGNIFICANT ACCOUNTING POLICIES

I. Significant Accounting Policies

The accompanying financial statements of the **Genesee Valley Central School District** have been prepared in conformity with generally accepted accounting principles (GAAP) for governments as prescribed by the Governmental Accounting Standards Board (GASB) which is the standard setting body for establishing governmental accounting and financial reporting principles.

A. Reporting Entity

The financial statements include all funds and account groups of the School District as well as the component units and other organizational entities determined to be includable in the School District's financial reporting entity.

The decision to include a potential component unit in the School District's reporting entity is based on several criteria including legal standing, fiscal dependency, and financial accountability. Based on the application of these criteria, the following is a brief review of certain entities included in the School District's reporting entity:

1. The Extraclassroom Activity Funds

The extraclassroom activity funds of the **Genesee Valley Central School District** represent funds of the students of the School District. The Board of Education exercises general oversight of these funds and has adopted the guidance prescribed by the New York State Education Department for safeguarding, accounting and auditing of extraclassroom activity funds. As a result, these funds do not meet the criteria required to be reported as fiduciary funds and are reported in a governmental fund. The cash and investment balances as well as revenues and expenditures are reported in a miscellaneous special revenue fund of the District. Under previous guidance the cash and investment balances were reported as agency funds. The audited financial statements (cash basis) of the extraclassroom activity funds are available at the District's offices.

NOTE 1 - SUMMARY OF SIGNIFICANT ACCOUNTING POLICIES (continued)

B. Joint Venture

The **Genesee Valley Central School District** is one of 22 component school districts in the Cattaraugus-Allegany Board of Cooperative Educational Services (BOCES). A BOCES is a voluntary, cooperative association of school districts in a geographic area that share planning, services, and programs which provide educational and support activities.

BOCES are organized under Section 1950 of the Education Law. A BOCES Board is considered a corporate body. All BOCES property is held by the BOCES Board as a corporation (Section 1950(6)). In addition, BOCES Boards also are considered municipal corporations to permit them to contract with other municipalities on a cooperative basis under Section 119-n(a) of the General Municipal Law.

A BOCES budget is comprised of separate budgets for administrative, program, and capital costs. Each component school district's share of the administrative and capital cost is determined by resident public school district enrollment as defined in Education Law, Section 1950(4)(b)(7).

There is no authority or process by which a school district can terminate its status as a BOCES component. In addition, component school districts pay tuition or a service fee for programs in which its students participate. Members of a BOCES Board are nominated and elected by their component member boards in accordance with provisions of Section 1950 of the Education Law.

During the year, the District was billed approximately \$2,458,000 for BOCES administration and program costs. The District's share of BOCES aid, rentals and refunds amounted to approximately \$1,438,000 for the year ended June 30, 2025. Financial statements for the Cattaraugus-Allegany BOCES are available at the BOCES administrative offices in Olean, New York.

NOTE 1 - SUMMARY OF SIGNIFICANT ACCOUNTING POLICIES (continued)

C. Basis of Presentation

1. District-wide Statements

The Statement of Net Position and the Statement of Activities present financial information about the District's governmental activities. These statements include the financial activities of the overall government in its entirety, except those that are fiduciary. Eliminations have been made to minimize double counting of transactions. Governmental activities generally are financed through taxes, state aid, intergovernmental revenues, and other exchange and non-exchange transactions. Operating grants include operating-specific and discretionary (either operating or capital) grants.

The Statement of Activities presents a comparison between direct expenses and program revenues for each function of the District's governmental activities. Direct expenses are those that are specifically associated with and are clearly identifiable to a particular function. Program revenues include charges paid by the recipients of goods or services offered by the programs, and grants and contributions that are restricted to meeting the operational or capital requirements of a particular program. Revenues that are not classified as program revenues, including all taxes, are presented as general revenues.

2. Fund Financial Statements

The fund statements provide information about the District's funds, including fiduciary funds. Separate statements for each fund category (governmental and fiduciary) are presented. The emphasis of fund financial statements is on major governmental funds, each displayed in a separate column.

The District reports the following major governmental funds:

General - is the general operating fund and is used to account for all financial transactions except those required to be accounted for in another fund.

Special Aid - is used to account for the proceeds of specific revenue sources such as Federal and State grants that are legally restricted to expenditures for specified purposes, whose funds are restricted as to use. These legal restrictions may be imposed by either governments that provide the funds or outside parties.

NOTE 1 - SUMMARY OF SIGNIFICANT ACCOUNTING POLICIES (continued)

C. Basis of Presentation (continued)

2. Fund Financial Statements (continued)

Food Service – is used to account for all revenue and expenditures pertaining to the cafeteria operations.

Capital Projects - is used to account for the financial resources used for acquisition, construction, or major repair of capital facilities.

Debt Service - is used to account for the accumulation of resources and the payment of general long-term debt principal and interest.

Miscellaneous Special Revenue – is used to account for and report those revenues that are restricted (scholarship) and committed (extraclassroom activities) to expenditures for specified purposes.

3. Fiduciary Fund Types

Fiduciary funds are used to account for resources held for the benefit of parties outside the government. These activities are not included in the District-wide financial statements because their resources do not belong to the District, and are not available to be used. The District does not have any activities that qualify for reporting as a fiduciary.

D. Measurement Focus and Basis of Accounting

The District-wide and fiduciary fund financial statements are reported using the economic resources measurement focus and the accrual basis of accounting. Revenues are recorded when earned and expenses are recorded at the time liabilities are incurred, regardless of when the related cash transaction takes place. Non-exchange transactions, in which the District gives or receives value without directly receiving or giving equal value in exchange, include property taxes, grants and donations. On an accrual basis, revenue from property taxes is recognized in the fiscal year for which the taxes are levied. Revenue from grants and donations is recognized in the fiscal year in which all eligibility requirements have been satisfied.

**GENESEE VALLEY CENTRAL SCHOOL DISTRICT
NOTES TO FINANCIAL STATEMENTS
FOR THE YEAR ENDED JUNE 30, 2025**

NOTE 1 - SUMMARY OF SIGNIFICANT ACCOUNTING POLICIES (continued)

D. Measurement Focus and Basis of Accounting (continued)

The governmental fund statements are reported using the current financial resources measurement focus and the modified accrual basis of accounting. Under this method, revenues are recognized when measurable and available. The District considers all revenues reported in the governmental funds to be available if the revenues are collected within the current period or soon enough thereafter to be used to pay liabilities of the current period, except for real property taxes, which are considered to be available if they are collected within 60 days after the end of the fiscal year.

Expenditures are recorded when the related fund liability is incurred, except for principal and interest on general long-term debt, claims and judgments, and compensated absences, which are recognized as expenditures to the extent they have matured. General capital and right-to-use asset acquisitions are reported as expenditures in governmental funds. Proceeds of general long-term debt and acquisitions under leases are reported as other financing sources.

E. Cash and Cash Equivalents

For financial statement purposes, all highly liquid investments of three months or less are considered as cash equivalents. New York State law governs the District's investment policies. Resources must be deposited in FDIC-insured commercial banks or trust companies located within the State. Permissible investments include obligations of the United States Treasury, United States Agencies, repurchase agreements and obligations of New York State or its localities. Collateral is required for demand and time deposits and certificates of deposit not covered by FDIC insurance.

F. Inventory

Inventories of food in the School Food Service Fund are recorded at cost on a first-in, first-out basis or in the case of surplus food, at stated value which approximates market. Purchases of inventoriable items in other funds are recorded as expenditures at the time of purchase.

G. Investments

Investments are stated at current market value.

NOTE 1 - SUMMARY OF SIGNIFICANT ACCOUNTING POLICIES (continued)

H. Capital Assets

Capital assets are reported at actual cost. Donated assets are reported at estimated fair market value at the time received. Capitalization thresholds (the dollar value above which asset acquisitions are added to the capital asset accounts), depreciation methods, and estimated useful lives of capital assets reported in the District-wide statements as follows:

	Capitalization Threshold	Depreciation Method	Estimated Useful Life
Buildings	\$ 2,000	Straight-line	40 years
Land improvements	\$ 2,000	Straight-line	25-30 years
Furniture and equipment	\$ 2,000	Straight-line	5-20 years
Transportation vehicles	\$ 2,000	Straight-line	8 years

I. Due To/From Other Funds

The amounts reported on the Statement of Net Position for due to and from other funds represents amounts due between different fund types (governmental activities, and fiduciary funds). Eliminations have been made for amounts due to and due from within the same fund type. A detailed description of the individual fund balances at year-end is provided subsequently in these notes.

J. Compensated Absences

The liability for compensated absences reported in the government-wide financial statements consists of unpaid accumulated sick, personal and vacation time. Eligibility and the accumulation of time is specified in collective bargaining agreements and in individual employment contracts. Some earned benefits may be forfeited if not taken within varying time periods. Employees are compensated for unused accumulated time through payment upon retirement, termination or death up at rates and subject to limits as specified in employment agreements. In the district-wide financial statements, the District recognizes a liability for compensated absences, including sick and vacation leave, when employees have earned the right to leave and it is more than likely than not that the leave will be used for time off or otherwise paid at retirement. The liability is measured at the employee's rate of pay at the reporting date, including salary related payments such as social security and Medicare taxes. The District has recorded an estimated liability in the District-wide financial statement amounting to \$771,795 to recognize the cost of compensated absences.

NOTE 1 - SUMMARY OF SIGNIFICANT ACCOUNTING POLICIES (continued)

K. Unearned Revenue

Unearned revenue is reported on the District's combined balance sheet. Unearned revenue arises when potential revenue does not meet both the measurable and available criteria for recognition in the current period. Unearned revenue also arises when resources are received by the District before it has a legal claim to them, as when grant monies are received prior to the incurrence of qualifying expenditures. In subsequent periods, when both recognition criteria are met, or when the District has legal claim to the resources, the liability for deferred revenue is removed and revenue is recognized.

L. Deferred Inflows and Outflows of Resources

In addition to assets, the Statement of Net Position will sometimes report a separate section for deferred outflows of resources. This separate financial statement element, deferred outflows of resources, represents a consumption of net position that applies to a future period and so will not be recognized as an outflow of resources (expense/expenditure) until then.

The District has three items that qualify for reporting in this category. The first item is related to pensions reported in the district-wide Statement of Net Position. This represents the effect of the net change in the District's proportion of the collective net pension asset or liability and difference during the measurement period between the District's contributions and its proportion share of total contributions to the pension systems not included in pension expense. Next is the District contributions to the pension systems (TRS and ERS Systems) subsequent to the measurement date. Lastly, the third item relates to OPEB reporting in the district-wide Statement of Net Position. This represents the effect of the net changes of assumptions or other inputs and OPEB benefits paid subsequent to the measurement date.

In addition to liabilities, the statement of net position will sometimes report a separate section for deferred inflows of resources. This separate financial statement element, deferred inflows of resources, represents an acquisition of net position that applies to a future period(s) and so will not be recognized as an inflow of resources (revenue) until that time. The District has two items that qualify for reporting in this category. The first item is related to pensions reported in the district-wide Statement of Net Position. This represents the effect of the net change in the District's proportion of the collective net pension liability (TRS

NOTE 1 - SUMMARY OF SIGNIFICANT ACCOUNTING POLICIES (continued)

L. Deferred Inflows and Outflows of Resources (continued)

and ERS Systems) and difference during the measurement periods between the District's contributions and its proportion share of total contributions to the pension systems not included in pension expense. The second item is related to OPEB reported in the district-wide Statement of Net Position. This represents the effect of the net changes of assumptions or other inputs and the net change in actual and expected experience.

M. Post-Employment Benefits

In addition to the retirement benefits described in Note 3, the District provides post-employment health insurance coverage to its retired employees and their survivors in accordance with the provisions of the employment contracts negotiated between the School District and its employee groups. Substantially all of these employees, upon reaching normal retirement age while working for the District, will have the District pay their health insurance premiums from their retirement incentive benefits (until exhausted) in accordance with their respective employment contract.

N. Fund Equity

1. Governmental Funds

The Governmental Accounting Standards Board (GASB) has issued Statement No. 54, *Fund Balance Reporting and Governmental Fund Type Definitions* (GASB 54). This Statement defines the different types of fund balances that a governmental entity must use for financial reporting purposes

GASB 54 requires the fund balance amounts to be reported within one of the fund balance categories listed below:

A. Nonspendable

Fund balance associated with assets that are inherently nonspendable in the current period because of their form or because they must be maintained intact, including inventories, prepaids, long-term loans and notes receivable, and property held for relate (unless the proceeds are restricted, committed, or assigned). Nonspendable Fund Balance includes the following category:

NOTE 1 - SUMMARY OF SIGNIFICANT ACCOUNTING POLICIES (continued)

N. Fund Equity (continued)

1. Governmental Funds (continued)

A. Nonspendable (continued)

1. Inventory Reserve

This reserve is used to limit the investment in inventory and to restrict that portion of fund balance which is unavailable for appropriation. This reserve is accounted for in the School Food Service Fund.

2. Prepaid Reserve

This reserve is used to reserve for prepaid expense and to restrict that portion of fund balance which is unavailable for appropriation. This reserve is accounted for in General Fund.

B. Restricted

Fund balance amounts that can be spent only for specific purposes stipulated by constitutional, external resource providers including creditors, grantors, contributors, etc., or through enabling legislation. Restricted Fund Balance includes the following categories:

1. Property Loss and Liability Reserve

This reserve is used to accumulate funds to pay property loss and liability claims incurred. The total amount accumulated in the reserve may not exceed 3% of the total annual budget. The reserve is accounted for in the General Fund.

2. Employee Retirement Contribution Reserve

This reserve is used to accumulate funds for employee retirement system contributions. The reserve may be established by a majority vote of the Board of Education and is accounted for in the General Fund.

3. Teachers' Retirement System Contribution Reserve Subfund

This reserve is used to accumulate funds for teachers' retirement system contributions and has limits of 2% annually and 10% in total of teacher retirement system salaries. The reserve may be established by a majority vote of the Board of Education and is accounted for in the General Fund.

NOTE 1 - SUMMARY OF SIGNIFICANT ACCOUNTING POLICIES (continued)

N. Fund Equity (continued)

1. Governmental Funds (continued)

B. Restricted (continued)

4. Reserve for Employee Benefits

The purpose of this reserve is to reserve funds for the payment of any accrued employee benefit due an employee upon termination of service. This reserve fund may be established by a majority vote of the Board of Education. This reserve is accounted for in the General Fund.

5. Unemployment Insurance Reserve

This reserve is used to accumulate funds to pay the cost of reimbursement to the New York State Unemployment Insurance Fund for payments made to claimants. The reserve may be established by Board action and is funded by budgetary appropriations and such other funds as may be legally appropriated. Within sixty days after the end of any fiscal year, excess amounts may be either transferred to another reserve or the excess applied to the appropriations next fiscal year's budget. If the District elects to convert to tax basis, excess resources in the fund over the sum sufficient to pay pending claims may be transferred to any other reserve fund. This reserve is recorded in the General Fund.

6. Debt Service Reserve

This reserve is used to account for proceeds from the sale of property that was financed by obligations still outstanding, interest and earnings on outstanding obligations, and remaining bond proceeds not to be utilized for the intended purpose. These reserves are accounted for in the General Fund and Debt Service Fund.

7. Capital Reserve

This reserve is used to accumulate funds to finance all or a portion of future capital projects for which bonds may be issued. Voter authorization is required for both the establishment of the reserve and payments from the reserve. This reserve is accounted for in the General Fund.

NOTE 1 – SUMMARY OF SIGNIFICANT ACCOUNTING POLICIES (continued)

N. Fund Equity (continued)

1. Governmental Funds (continued)

B. Restricted (continued)

8. Reserve for Repairs

This reserve is used to accumulate funds to finance future costs of major repairs to capital improvements or equipment. Voter authorization is required to fund the reserve. Expenditures from this reserve may be made only after a public hearing has been held. In an emergency, expenditures may be made from the reserve fund without a public hearing with approval of two thirds of the Board of Education. The emergency expenditure must be repaid within the next two succeeding years. This reserve is accounted for in the General Fund.

9. Reserve for scholarships

This reserve is used to account for endowments, scholarships and other funds held by the School District. These monies and earnings must be used for the specific purpose of the original contribution. This reserve is accounted for in the miscellaneous special revenue fund.

C. Committed

Fund balance amounts that can be used only for specific purposes determined by a formal action of the District's Board of Education, which is the District's highest level of decision-making authority. The District reports the outstanding balance of the extraclassroom activities as committed fund balance as of June 30, 2025.

D. Assigned

Fund balance intended to be used by the District for specific purposes but does not meet the criteria to be restricted or committed. Along with the District's Board of Education, the Business Manager and Treasurer has been authorized to assign fund balance amounts for specific purposes through the establishment of an encumbrance.

NOTE 1 – SUMMARY OF SIGNIFICANT ACCOUNTING POLICIES (continued)

N. Fund Equity (continued)

1. Governmental Funds (continued)

D. Assigned (continued)

a. Encumbrance Accounting

Encumbrance accounting, under which purchase orders, contracts, and other commitments of the expenditure of monies are recorded in order to reserve that portion of the applicable appropriation, is used in the General Fund, Special Revenue Funds, and Capital Projects Fund. If resources have already been restricted or committed for encumbrances, the encumbered amounts will be included with restricted or committed resources. If resources have not already been restricted or committed, amounts encumbered are considered assigned for the purpose of the expected expenditure. Reserve for encumbrances as of June 30, 2025 totaled \$334,008.

b. Appropriated Fund Equity

General Fund – The amount of \$725,000 has been designated as the amount estimated to be appropriated to reduce taxes for the year ending June 30, 2026 as allowed by Section 1318 of the Real Property Tax Law.

E. Unassigned

The residual classification of the general fund and includes all spendable amounts not contained in the other classifications.

2. Government-wide Financial Statements

A. Invested in Capital and Right-to-Use Assets, Net of Related Debt

This designation of net position is used to accumulate the capital and right-to-use asset balance in the statement of net position less accumulated depreciation/amortization and outstanding balances of any bonds, mortgages, notes, or other borrowings that are attributable to the acquisition, construction, or improvement of those assets.

B. Restricted

This category represents amounts that can be spent only for specific purposes stipulated by constitutional, external resource providers including creditors, grantors, contributors, etc., or through enabling legislation.

NOTE 1 – SUMMARY OF SIGNIFICANT ACCOUNTING POLICIES (continued)

N. Fund Equity (continued)

2. Government-wide Financial Statements

C. Unrestricted

This category represents net position of the District not restricted for any other purpose.

3. Order of Fund Balance Spending Policy

When more than one classification of fund balance of the District are eligible to be utilized for an expenditure of the District, the order in which the fund balance classifications will be utilized will be as follows:

- a. Restricted fund balance includes amounts that can be spent only for the specific purposes stipulated by constitution, external resource providers, or through enabling legislation;
- b. Committed fund balance for which action has been taken by the Board of Education, a designated school official, or by the voters of the District, specifically designating funds to the expenditure;
- c. Assigned fund balance created specifically for the expenditure (encumbered fund balance);
- d. Assigned fund balance within funds other than the General Fund of the District to which the expenditure relates;
- e. Unassigned fund balance.

O. Budgetary Procedures and Budgetary Accounting

1. Budget Policies

The budget policies are as follows:

- a. The School District administration prepares a proposed budget for approval by the Board of Education for the General Fund.
- b. The proposed appropriations budget is approved by the voters within the District.
- c. Appropriations are adopted at the program level.
- d. Appropriations established by adoption of the budget constitute a limitation on expenditures and encumbrances which may be incurred. Appropriations lapse at the fiscal year end. Supplemental appropriations may occur subject to legal restrictions, if the Board approves them because of a need which exists which was not determined at the time the budget was adopted. There were no supplemental appropriations authorized by the voters during the year ended June 30, 2025.

NOTE 1 – SUMMARY OF SIGNIFICANT ACCOUNTING POLICIES (continued)

O. Budgetary Procedures and Budgetary Accounting (continued)

2. Budget Basis for Accounting

Budgets are adopted annually on a basis consistent with the fund financial statements and the modified accrual basis of accounting. Appropriations authorized for the current year are increased by the amount of encumbrances carried forward from the prior year.

The budget and actual comparison for the Food Service Fund reflects budgeted and actual amounts for funds with legally authorized (appropriated) budgets.

Budgetary controls for the special revenue and capital funds are established in accordance with the applicable grant agreement or authorized project limit which may cover a period other than the District's fiscal year. Consequently, the budgets for such funds have been excluded from the combined schedule of revenue, expenditures and changes in fund equity – budget and actual.

P. Property Taxes

1. Calendar

Real property taxes are levied annually by the Board of Education no later than September 1 and become a lien on October 31.

2. Enforcement

Uncollected real property taxes are subsequently enforced by the Counties, in which the School District resident is located. An amount representing uncollected real property taxes transmitted to the County for enforcement is paid by the County to the School District no later than the forthcoming April 1.

Q. Interfund Transfers

The operations of the School District give rise to certain transactions between funds, including transfers to provide services and construct assets.

R. Estimates

Management uses estimates and assumptions in preparing financial statements. Those estimates and assumptions affect the reported amounts of assets and liabilities, the disclosure of contingent assets and liabilities and the reported revenues and expenses.

NOTE 1 – SUMMARY OF SIGNIFICANT ACCOUNTING POLICIES (continued)

S. Deferred Compensation Plan

Genesee Valley Central School District offers its employees a deferred compensation plan created in accordance with Internal Revenue Code Section 403(b) – Tax Sheltered Annuities (TSA). The plan is available to all school employees and permits them to defer taxation on a portion of their salary until future years. The deferred portion is withheld by the District and disbursed to the employees' TSA plan administrator. The TSA plans are owned by the individuals and held in trust by the plan administrator. The School District has a fiduciary responsibility for funds withheld and remittance to trustees.

T. Reclassifications

Certain prior year amounts have been reclassified to conform with the current year presentation.

U. New Accounting Standard

Effective for the year ended June 30, 2025, the District implemented the provisions of GASB Statement No. 101, *Compensated Absences*, which provides clarity surrounding the recognition and measurement of compensated absences. Implementing the new standard resulted in a prior period adjustment as described in Note 7.

NOTE 2 – EXPLANATION OF CERTAIN DIFFERENCES BETWEEN GOVERNMENTAL FUND STATEMENTS AND DISTRICT-WIDE STATEMENTS

Due to the differences in the measurement focus and basis of accounting used in the governmental fund statements and the District-wide statements, certain financial transactions are treated differently. The basic financial statements contain a full reconciliation of these items. The differences result primarily from the economic focus of the Statement of Activities, compared with the current financial resources focus of the governmental funds.

A. Total Fund Balances of Governmental Funds vs. Net Position of Governmental Activities

Total fund balances of the District's governmental funds differs from "net position" of governmental activities reported in the Statement of Net Position. This difference primarily results from the additional long-term economic focus of the Statement of Net Position versus the solely current financial resources focus of the governmental fund Balance Sheet.

NOTE 2 – EXPLANATION OF CERTAIN DIFFERENCES BETWEEN GOVERNMENTAL FUND STATEMENTS AND DISTRICT-WIDE STATEMENTS (continued)

B. Statement of Revenues, Expenditures and Changes in Fund Balance vs. Statement of Activities

Differences between the governmental funds Statement of Revenues, Expenditures and Changes in Fund Balance and the Statement of Activities fall into one of five broad categories. The amounts shown below represent:

1. Long-term Revenue Differences

Long-term revenue differences arise because governmental funds report revenues only when they are considered "available", whereas the Statement of Activities reports revenues when earned. Differences in long-term expenses arise because governmental funds report on a modified accrual basis, whereas the accrual basis of accounting is used on the Statement of Activities.

2. Capital Related Differences

Capital related differences include the difference between proceeds for the sale of capital assets reported on governmental fund statements and the gain or loss on the sale of assets as reported on the Statement of Activities, and the difference between recording an expenditure for the purchase of capital and right-to-use items in the governmental fund statements and depreciation/amortization expense on those items as recorded in the Statement of Activities.

3. Long-term Debt Transaction Differences

Long-term debt transaction differences occur because both interest and principal payments are recorded as expenditures in the governmental fund statements, whereas interest payments are recorded in the Statement of Activities as incurred, and principal payments are recorded as a reduction of liabilities in the Statement of Net Position.

4. Pension Differences

Pension differences occur as a result of changes in the District's proportion of the collective net pension asset/liability and differences between the District's contributions and its proportionate share of the total contributions to the pension systems.

5. OPEB Differences

OPEB differences occur as a result of changes in the District's total OPEB liability and differences between the District's contributions and OPEB expense.

**GENESEE VALLEY CENTRAL SCHOOL DISTRICT
NOTES TO FINANCIAL STATEMENTS
FOR THE YEAR ENDED JUNE 30, 2025**

NOTE 3 – DETAIL NOTES ON ALL FUNDS

I. Cash

The *Genesee Valley Central School District's* investment policies are governed by State statutes. School District monies must be deposited in FDIC-insured commercial banks or trust companies located within the State. The District treasurer is authorized to use demand accounts and certificates of deposits. Permissible investments include obligations of the U.S. Treasury and U.S. Agencies, repurchase agreements, and obligations of New York State or its localities.

Collateral is required for demand and time deposits and certificates of deposit not covered by Federal Deposit Insurance. Obligations that may be pledged as collateral are obligations of the United States and its agencies and obligations of the state and its municipalities and School Districts.

Custodial credit risk is the risk that in the event of a bank failure the District's deposits may not be returned to it. While the District does not have a specific policy with regards to custodial credit risk, New York State statutes govern the District's investment policies. At June 30, 2025, the District's bank deposits were fully collateralized.

A. Deposits

Deposits are valued at cost or cost plus interest and are categorized as either:

- (1) Insured through the Federal Deposit Insurance Corporation or collateralized with securities held by the entity or by its agent in the entity's name;
- (2) Collateralized with securities held by the pledging financial institution's trust department or agency in the entity's name; or
- (3) Uncollateralized

Total financial institution (bank) balances at June 30, 2025 per the bank were approximately \$6,593,000. Deposits are categorized as follows:

<u>Category 1</u>	<u>Category 2</u>	<u>Category 3</u>	<u>Carrying Value</u>
\$ 250,000	\$ 6,343,000	\$ -	\$ 6,593,000

II. Interfund Transactions

Interfund balances and transactions as of and during the year ended June 30, 2025 are as follows:

NOTE 3 – DETAIL NOTES ON ALL FUNDS (continued)

II. Interfund Transactions (continued)

	<u>Interfund Receivable</u>	<u>Interfund Payable</u>
General Fund	\$ 1,298,481	\$ 292,761
Food Service Fund	190	
Capital Projects Fund	-	153,424
Debt Service Fund	153,424	57,865
Special Aid Fund	32,712	994,529
Misc. Special Revenue	13,772	-
Total	\$ 1,498,579	\$ 1,498,579

	<u>Interfund Revenue</u>	<u>Interfund Expenditures</u>
General Fund	\$ -	\$ 100,000
Capital Projects Fund	100,000	-
Total	\$ 100,000	\$ 100,000

During the year ended June 30, 2025, the District transferred \$100,000 from the general fund to the capital projects fund related to the capital outlay project.

III. Receivables

Receivables at June 30, 2025 consisted of the following and management has deemed the amounts to be fully collectible.

<u>Fund</u>	<u>Description</u>	<u>Amount</u>
Special Aid	State and Federal Aid	\$ 524,767
Food Service	State and Federal Aid	55,562
Food Service	Due from Other Governments	351
General	State and Federal Aid	286,527
General	Due from Other Governments	1,700,837
		\$ 2,568,044

IV. Capital and Right-to-Use Assets

A. Right-to-Use Assets

The District reported right-to-use assets net of amortization as of June 30, 2025 and 2024 in the amount of \$258,235 and \$196,101, respectively. More information related to the right-to-use assets is disclosed in Note 6.

B. Additions

The District had additions, including right-to-use assets, in the amount of \$744,664.

**GENESEE VALLEY CENTRAL SCHOOL DISTRICT
NOTES TO FINANCIAL STATEMENTS
FOR THE YEAR ENDED JUNE 30, 2025**

NOTE 3 – DETAIL NOTES ON ALL FUNDS (continued)

IV. Capital and Right-to-Use Assets (continued)

C. Capital Assets

Capital asset balances and activity for the year ended June 30, 2025 were as follows:

	Beginning Balance 06/30/24	Net change	Ending Balance 06/30/25
Governmental activities:			
Capital assets that are not depreciated:			
Land	\$ 344,731	\$ -	\$ 344,731
Construction-in-progress	126,035	452,836	578,871
Capital assets that are depreciated:			
Buildings and improvements	49,782,201	0	49,782,201
Furniture and equipment	6,686,230	134,083	6,820,313
Total depreciable historical cost	56,468,431	134,083	56,602,514
Less accumulated depreciation:			
Buildings and improvements	23,194,285	1,654,955	24,849,240
Furniture and equipment	5,211,199	231,795	5,442,994
Total accumulated depreciation	28,405,484	\$ 1,886,750	30,292,234
Total net book value	<u>\$28,533,713</u>		<u>\$27,233,882</u>

D. Depreciation and Amortization

Depreciation/amortization expense was charged to governmental functions during the current year as follows:

General support	\$ 442,230
Instruction	1,424,317
Pupil transportation	100,678
	<u>\$ 1,967,225</u>

V. Liabilities

A. Pension Plans

1. General Information

The **Genesee Valley Central School District** participates in the New York State and Local Employees' Retirement System (ERS) and the New York State Teachers' Retirement System (TRS). These are cost-sharing multiple employer, public employee retirement systems. The Systems offer a wide range of plans and benefits which are related to years of service and final average salary, vesting of retirement benefits, death, and disability.

NOTE 3 – DETAIL NOTES ON ALL FUNDS (continued)

V. Liabilities (continued)

A. Pension Plans (continued)

2. Plan Descriptions

a. Teachers' Retirement System (TRS)

The District participates in the New York State Teachers' Retirement System (TRS). This is a cost-sharing multiple-employer retirement system. The System provides retirement benefits as well as, death and disability benefits to plan members and beneficiaries as authorized by the Education Law and the Retirement and Social Security Law of the State of New York. The System is governed by a 10 member Board of Trustees. System benefits are established under New York State Law. Membership is mandatory and automatic for all full-time teachers, teaching assistants, guidance counselors and administrators employed in New York Public Schools and BOCES who elected to participate in TRS. Once a public employer elects to participate in the System, the election is irrevocable. The New York State Constitution provides that pension membership is a contractual relationship and plan benefits cannot be diminished or impaired. Benefits can be changed for future members only by enactment of a State statute. Additional information regarding the System, may be obtained by writing to the New York State Teachers' Retirement System, 10 Corporate Woods Drive, Albany, NY 12211-2395 or by referring to the NYSSTR Comprehensive Annual Financial report which can be found on the System's website at www.nystrs.org.

b. Employees' Retirement System (ERS)

The District participates in the New York State and Local Employees' Retirement System (ERS). This is a cost-sharing multiple-employer retirement system. The System provides retirement benefits as well as death and disability benefits. The net position of the System is held in the New York State Common Retirement Fund (the Fund), which was established to hold all net assets and record changes in plan net position allocated to the System. The Comptroller of the State of New York serves as the trustee of the Fund and is the administrative head of the System. System benefits are established under the provisions of the New York State Retirement and Social Security Law (RSSL). Once a public employer elects to participate in the System, the election is irrevocable. The New York State Constitution provides that pension membership is a contractual relationship and plan benefits cannot be diminished or impaired. Benefits can be changed

NOTE 3 – DETAIL NOTES ON ALL FUNDS (continued)

V. Liabilities (continued)

A. Pension Plans (continued)

2. Plan Descriptions (continued)

b. Employees’ Retirement System (ERS) (continued)

for future members only by enactment of a State statute. The District also participates in the Public Employees’ Group Life Insurance Plan (GLIP), which provides death benefits in the form of life insurance. The System is included in the State’s financial report as a pension trust fund. That report, including information with regard to benefits provided, may be found at www.osc.state.ny.us/retire/publications/index.php or obtained by writing to the New York State and Local Retirement System, 110 State Street, Albany, NY 12244.

3. Contributions

The Systems are noncontributory except for employees who joined after July 27, 1976, who contribute 3 percent of their salary for the first ten years of membership, and employees who joined on or after January 1, 2010 who generally contribute 3.0 to 3.5 percent of their salary for their entire length of service. In addition, employee contribution rates under ERS tier VI vary based on a sliding salary scale. For ERS, the Comptroller annually certifies the actuarially determined rates expressly used in computing the employers’ contributions based on salaries paid during the Systems’ fiscal year ending March 31.

For TRS, contribution rates are established annually by the New York State Teachers’ Retirement Board pursuant to Article 11 of the Education law.

Contributions for the current year and two preceding years were equal to 100 percent of the contributions required, and were as follows:

<u>Year</u>	<u>TRS</u>	<u>ERS</u>
2025	\$ 607,000	\$ 339,000
2024	566,000	279,000
2023	567,000	222,000

The School District contributions made to the Systems were equal to 100% of the contributions required for each year.

NOTE 3 – DETAIL NOTES ON ALL FUNDS (continued)

V. Liabilities (continued)

A. Pension Plans (continued)

3. Contributions (continued)

Since 1989, the TRS’ billings have been based on Chapter 62 of the Laws of 1989 of the State of New York. This legislation requires participating employees to make payments on a current basis.

Over the years, State Legislature authorized local governments to make available retirement incentive programs to qualifying employees. The District had no expenditures incurred or liability accrued related to the retirement incentive liabilities as of and for the year ended June 30, 2025.

4. Pension Assets (Liabilities), Pension Expense, and Deferred Outflows of Resources and Deferred Inflows of Resources Related to Pensions

At June 30, 2025, the District reported the following asset (liability) for its proportionate share of the net pension asset (liability) for each of the Systems. The net pension asset (liability) was measured as of March 31, 2025 for ERS and June 30, 2024 for TRS. The total pension asset (liability) used to calculate the net pension asset (liability) was determined by an actuarial valuation. The District’s proportion of the net pension asset (liability) was based on a projection of the District’s long-term share of contributions to the Systems relative to the projected contributions of all participating members, actuarially determined. This information was provided by the ERS and TRS Systems in reports provided to the District.

<u>Measurement date</u>	<u>ERS 3/31/2025</u>	<u>TRS 6/30/2024</u>
Net pension asset (liability)	\$ (1,105,494)	\$ 882,790
District’s portion of the Plan’s total net Pension asset (liability)	.0064476%	.029588%

For the year ended June 30, 2025, the District’s recognized pension expense of \$231,171 for ERS and \$483,592 for TRS. At June 30, 2025 the District’s reported deferred outflows of resources and deferred inflows of resources related to pensions from the following sources:

**GENESEE VALLEY CENTRAL SCHOOL DISTRICT
NOTES TO FINANCIAL STATEMENTS
FOR THE YEAR ENDED JUNE 30, 2025**

NOTE 3 – DETAIL NOTES ON ALL FUNDS (continued)

V. Liabilities (continued)

B. Pension Plans (continued)

4. Pension Assets (Liabilities), Pension Expense, and Deferred Outflows of Resources and Deferred Inflows of Resources Related to Pensions (continued)

	Deferred Outflows of Resources		Deferred Inflows of Resources	
	ERS	TRS	ERS	TRS
Differences between expected and actual experience	\$ 274,391	\$ 950,602	\$ 12,943	\$ -
Changes of assumptions	46,362	528,087	-	88,829
Net difference between projected and actual earnings on pension plan investments	86,734	-	-	980,854
Changes in proportion and differences between the Districts contributions and proportionate share of contributions	45,860	18,319	96,270	46,459
District's contributions subsequent to the measurement date	122,806	607,242	-	-
Total	\$ 576,153	\$ 2,104,250	\$ 109,213	\$ 1,116,142

District contributions subsequent to the measurement date which will be recognized as a reduction of the net pension liability in the year ending June 30, 2026. Other amounts reported as deferred outflows of resources and deferred inflows of resources related to pensions, along with contributions subsequent to the measurement date, will be recognized in pension expense as follows:

Year ended:	ERS	TRS
2026	\$ 173,312	\$ (454,210)
2027	273,326	1,077,387
2028	(100,714)	(184,357)
2029	(1,790)	(208,665)
2030	-	107,601
Thereafter	-	43,110

5. Actuarial Assumptions

The total pension asset (liability) as of the measurement date was determined by using an actuarial valuation as noted in the table below, with update procedures used to roll forward the total pension asset (liability) to the measurement date. The actuarial valuations used the following actuarial assumptions:

5. Actuarial Assumptions (continued)

Significant actuarial assumptions used in the valuations were as follows:

	ERS	TRS
Measurement date	3/31/25	6/30/24
Actuarial valuation date	4/1/24	6/30/23
Interest rate	5.9%	6.95%
Salary scale	4.3% average	1.95% - 5.18%
	4/1/15 – 3/31/20	7/1/15 – 6/30/20
	System's	System's
Decrement tables	Experience	Experience
Inflation rate	2.9%	2.4%

For ERS, annuitant mortality rates are based on April 1, 2015 – March 31, 2020 System's experience with adjustments for mortality improvements based on MP-2021. For TRS, annuitant mortality rates are based on member experience, with adjustments for mortality improvements based on Society of Actuaries Scale MP2021, applied on a generational basis. Active members' mortality rates are based on plan members' experience.

For ERS, the actuarial assumptions used in the April 1, 2024 valuation are based on the results of an actuarial experience study for the period April 1, 2015 – March 31, 2020. For TRS, the actuarial assumptions used in the June 30, 2023 valuation are based on the results of an actuarial experience study for the period July 1, 2015 – June 30, 2020.

**GENESEE VALLEY CENTRAL SCHOOL DISTRICT
NOTES TO FINANCIAL STATEMENTS
FOR THE YEAR ENDED JUNE 30, 2025**

NOTE 3 – DETAIL NOTES ON ALL FUNDS (continued)

V. Liabilities (continued)

A. Pension Plans (continued)

5. Actuarial Assumptions (continued)

The long-term rate of return on pension plan investments was determined using a building block method in which best estimate ranges of expected future real rates of return (expected returns net of investment expense and inflation) are developed for each major asset class. These ranges are combined to produce the long term expected rate of return by weighting the expected future real rates of return by each the target asset allocation percentage and by adding expected inflation. Best estimates of the arithmetic real rates of return for each major asset class included in the target asset allocation are summarized below:

Measurement date	ERS 3/31/25	Expected Rate of Return	TRS 6/30/24	Expected Rate of Return
Asset Type:				
Domestic equity	25%	3.54%	33%	6.60%
International equity	14%	6.57%	15%	7.40%
Global equity	-%	-%	4%	6.90%
Private equity	15%	7.25%	9%	10.00%
Real Estate	12%	4.95%	11%	6.30%
Opportunistic/ARS portfolio	3%	5.25%	-%	-%
Credit	4%	5.40%	-%	-%
Real assets	4%	5.55%	-%	-%
Domestic fixed income securities	-%	-%	16%	2.60%
Global fixed income securities	-%	-%	2%	2.50%
Real estate debt	-%	-%	6%	3.90%
Private debt	-%	-%	2%	5.90%
High-yield fixed income	-%	-%	1%	4.80%
Fixed Income	22%	2.00%	-%	-%
Cash	1%	.25%	1%	.50%
Total:	100%		100%	

6. Discount Rate

The discount rate used to calculate the total pension asset (liability) was 5.9% for ERS and 6.95% for TRS. The projection of cash flows used to determine the discount rate assumes that contributions from plan members will be made at the current contribution rates and that contributions from employers will be made at statutorily required rates, actuarially. Based upon the assumptions, the Systems' fiduciary net position was projected to be available to make all projected future benefit payments of current plan members. Therefore, the long term expected rate of return on pension plan investments was applied to all periods of projected benefit payments to determine the total pension liability.

NOTE 3 – DETAIL NOTES ON ALL FUNDS (continued)

V. Liabilities (continued)

A. Pension Plans (continued)

7. Sensitivity of the Proportionate Share of the Net Pension Asset (Liability) to the Discount Rate Assumption

The following presents the District's proportionate share of the net pension asset (liability) calculated using the discount rate of 5.9% for ERS and 6.95% for TRS, as well as what the District's proportionate share of the net pension asset/(liability) would be if it were calculated using a discount rate that is 1- percentage point lower (4.9% for ERS and 5.95% for TRS) or 1-percentage point higher (6.9% for ERS and 7.95% for TRS) than the current rate:

	1% Decrease (4.9%)	Current Assumption (5.9%)	1% Increase (6.9%)
ERS			
Employer's Proportionate share of the net pension asset/ (liability)	\$ (3,199,438)	\$ (1,105,494)	\$ 642,951
TRS			
Employer's proportionate share of the net pension asset/ (liability)	\$ (4,077,656)	\$ 882,790	\$ 5,054,657

8. Pension Plan Fiduciary Net Position

The components of the current-year net pension asset (liability) of the employers as of the respective measurement dates, were as follows:

(in thousands)

	ERS	TRS
Measurement date	3/31/25	6/30/24
Employers' total pension liability	\$ 247,600,239	\$ 142,837,826
Plan Net Position	\$ 230,454,512	\$ 145,821,435
Employers' net pension asset/ (liability)	\$ (17,145,727)	\$ 2,983,609
Ratio of plan net position to be Employers' total pension liability	93.08%	102.10%

NOTE 3 - DETAIL NOTES ON ALL FUNDS (continued)

V. Liabilities (continued)

A. Pension Plans (continued)

9. Payables to the Pension Plan

For ERS, employer contributions are paid annually based on the System's fiscal year which ends on March 31st. Accrued retirement contributions as of June 30, 2025 represent the projected employer contribution for the period of April 1, 2025 through June 30, 2025 based on paid ERS wages multiplied by the employer's contribution rate, by tier. Accrued retirement contributions as of June 30, 2025 amounted to \$122,806.

For TRS, employer and employee contributions for the fiscal year ended June 30, 2025 are paid to the System in September, October and November 2025 through a state aid intercept. Accrued retirement contributions as of June 30, 2025 represent employee and employer contributions for the fiscal year ended June 30, 2025 based on paid TRS wages multiplied by the employer's contribution rate, by tier and employee contributions for the fiscal year as reported to the TRS System. Accrued retirement contributions as of June 30, 2025 amounted to \$701,045 (employer contribution \$607,242 and employee contributions of \$93,803).

B. Other Post-Employment Benefits

1. General Information about the OPEB Plan

Plan Description

The District maintains a single-employer defined benefit healthcare plan (the Plan). The Plan provides medical and vision insurance benefits to eligible retirees and their spouses. Benefit provisions are based on bargaining agreements as negotiated from time to time. The Plan does not issue a publicly available financial report. Eligibility for the Plan is established by the District and specified in the District's employment contracts.

Benefits Provided

The District provides healthcare for retirees and their dependents. The benefit terms are dependent on which contract each employee falls under. The specifics of each contract are on file at the District offices and are available upon request.

NOTE 3 - DETAIL NOTES ON ALL FUNDS (continued)

V. Liabilities (continued)

B. Other Post-Employment Benefits (continued)

1. General Information about the OPEB Plan (continued)

Employees Covered by Benefit Terms

At June 30, 2025, the following employees were covered by the benefit terms:

Inactive employees or beneficiaries currently receiving benefit payments	18
Active Employees	159
	177

2. Total OPEB Liability

The District's total OPEB liability of \$1,392,951 was measured as of June 30, 2024 and was determined by an actuarial valuation as of July 1, 2024 and was actuarially rolled forward for the fiscal year ended June 30, 2025.

Actuarial Assumptions and Other Inputs

The total OPEB liability was measured at July 1, 2024. The actuarial valuation was determined using the following actuarial assumptions and other inputs, applied to all periods included in the measurement, unless otherwise specified

Inflation – 2.5%

Salary Increases

Years of Service	Non-Teachers	Teachers/ Administrators
0	8.80%	12.31%
10	4.18%	4.30%
20	3.30%	2.93%
30	3.30%	2.19%
40	3.30%	1.84%

Discount Rate – 4.21%

Healthcare Cost Trend Rates – 7.5% for 2025, decreasing 0.5% to 4.5% for 2032 and later.

Retirees' Share of Benefit-Related Costs – most retirees are responsible for the entire premium rate.

The discount rate was based on S&P Municipal Bond 20 Year

Mortality rates were based on the MP-2021 Total Dataset Mortality Table.

**GENESEE VALLEY CENTRAL SCHOOL DISTRICT
NOTES TO FINANCIAL STATEMENTS
FOR THE YEAR ENDED JUNE 30, 2025**

NOTE 3 - DETAIL NOTES ON ALL FUNDS (continued)

V. Liabilities (continued)

B. Other Post-Employment Benefits (continued)

3. Changes in the Total OPEB Liability

Balance at June 30, 2024	\$ 1,197,641
<u>Changes for the Year</u>	
Service costs	57,691
Interest	49,644
Changes of benefit terms	-
Differences between expected and actual experience	203,630
Changes in assumptions	(7,991)
Benefit payments	(107,664)
Net change in total OPEB liability	<u>195,310</u>
Balance at June 30, 2025	<u>\$ 1,392,951</u>

Changes in assumptions

Changes of assumptions and other inputs reflect a change in the discount rate from 4.13% in 2024 to 4.21% in 2025. Payroll growth rate is based on NYSERS and NYSTRS valuations. Health care trend rate changed from 8.0% - 4.5% in 2024 to 7.5% - 4.5% in 2025.

Sensitivity of the Total OPEB Liability to changes in the Discount Rate

The following presents the total OPEB liability of the District, as well as what the District's total OPEB liability would be if it were calculated using a discount rate that is 1% point lower (3.21%) or 1% point higher (5.21%) than the current discount rate:

	1% Decrease (3.21%)	Discount Rate (4.21%)	1% Increase (5.21%)
Total OPEB liability	\$ 1,494,659	\$ 1,392,951	\$ 1,298,960

NOTE 3 - DETAIL NOTES ON ALL FUNDS (continued)

V. Liabilities (continued)

B. Other Post-Employment Benefits (continued)

3. Changes in the Total OPEB Liability (continued)

Sensitivity of the Total OPEB Liability to changes in the Healthcare Trend Costs

The following presents the total OPEB liability of the District, as well as what the District's total OPEB liability would be if it were calculated using healthcare trend costs that are 1% point lower (6.5%-3.5%) or 1% point higher (8.5%-5.5%) than the current discount rate:

	1% Decrease (6.5% - 3.5%)	Healthcare Cost Trend Rate (7.5% - 4.5%)	1% Increase (8.5% - 5.5%)
Total OPEB liability	\$ 1,262,733	\$ 1,392,951	\$ 1,546,756

4. OPEB Expense and Deferred Outflows of Resources and Deferred Inflows of Resources Related to OPEB

For the year ended June 30, 2025, the District recognized OPEB expense of \$147,300. At June 30, 2025, the District reported deferred outflows of resources and deferred inflows of resources related to OPEB from the following sources:

	Deferred Outflows of Resources	Deferred Inflows of Resources
Differences between expected and actual experience	\$ 343,989	\$ 96,148
Changes of assumptions or other Inputs	117,619	49,761
Contributions subsequent to measurement date	109,392	-
Total	<u>\$ 571,000</u>	<u>\$ 145,909</u>

Amounts reported as deferred outflows of resources and deferred inflows of resources related to OPEB will be recognized in OPEB expense as follows:

Year ending:	Amount
2026	\$ 39,966
2027	31,935
2028	43,106
2029	65,796
2030	30,204
Thereafter	104,692
Total	<u>\$ 315,699</u>

**GENESEE VALLEY CENTRAL SCHOOL DISTRICT
NOTES TO FINANCIAL STATEMENTS
FOR THE YEAR ENDED JUNE 30, 2025**

NOTE 3 - DETAIL NOTES ON ALL FUNDS (continued)

V. Liabilities (continued)

C. Indebtedness

1. Short-Term Debt

a. Bond Anticipation Notes

Notes issued in anticipation of proceeds from the subsequent sale of bonds is recorded as a current liability of the fund that will actually receive the proceeds from the issuance of the bonds. Such notes may be classified as part of the financial statements when (1) the intention is to refinance the debt on a long-term basis and (2) the intention can be substantiated through a post balance sheet issuance of long-term debt or by an acceptable financing agreement. State law requires that bond anticipation notes issued for capital purposes be converted to long-term financing within five years after the original issue date. There were no bond anticipation notes issued or redeemed during the year ended June 30, 2025.

2. Long-Term Debt

a. Debt Limit

At June 30, 2025, the total indebtedness represents approximately 55% of its debt limit.

b. Serial Bonds

The District borrows money in order to acquire or construct buildings and improvements. This enables the cost of these capital assets to be borne by the present and future taxpayers receiving the benefit of capital assets. These long-term liabilities, which are full faith and credit debt of the District, are recorded in the Statement of Net Position. The provisions to be made in future budgets for capital indebtedness represents the amount, exclusive of interest, authorized to be collected in future years from taxpayers and others for liquidation of the long-term liabilities.

On June 10, 2015, the District issued serial bonds in the amount of \$4,620,000 carrying a variable interest between a rate of 3.00% per annum and 5.00% per annum and are set to mature on June 15, 2034.

NOTE 3 - DETAIL NOTES ON ALL FUNDS (continued)

V. Liabilities (continued)

C. Indebtedness (continued)

2. Long-Term Debt (continued)

b. Serial Bonds (continued)

On June 23, 2020, the District issued serial bonds in the amount of \$10,220,000 carrying a variable interest between a rate of 2.00% per annum and 2.50% per annum and are set to mature on June 15, 2034.

On April 26, 2022, the District issued serial bonds in the amount of \$10,985,000 carrying a variable interest between a rate of 5.00% per annum and are set to mature on June 15, 2030.

c. Changes

The changes in the School District's indebtedness during the year ended June 30, 2025 and 2024 are summarized as follows:

	Balance June 30, 2025	Balance June 30, 2024
2015 serial bonds	\$ 1,992,950	\$ 2,372,546
2020 serial bonds	6,850,000	7,550,000
2022 serial bonds	7,850,038	9,303,358
Other post-employment Benefits	1,392,951	1,197,641
Net pension liabilities		
TRS	-	334,994
ERS	1,105,494	1,071,569
Compensated absences	771,795	258,918
	<u>\$ 19,963,228</u>	<u>\$ 22,089,026</u>

During the year, the District made principal payments on its serial bonds in the amount of \$2,300,000. In addition, there was amortization of bond premiums totaling \$232,916. The net change in compensated absences was an increase of \$512,877 during the fiscal year ended June 30, 2025 related to the implementation of GASB 101. The net change in other post-employment benefits was an increase of \$195,310 during the fiscal year ended June 30, 2025. The District's proportionate share of the net pension liability for TRS decreased by \$334,994 and ERS increased by \$33,925, during the current year related to actuarial updates. TRS was reported as a net pension asset in the current year.

GENESEE VALLEY CENTRAL SCHOOL DISTRICT
NOTES TO FINANCIAL STATEMENTS
FOR THE YEAR ENDED JUNE 30, 2025

NOTE 3 - DETAIL NOTES ON ALL FUNDS (continued)

V. Liabilities (continued)

C. Indebtedness (continued)

2. Long-Term Debt (continued)

d. Maturity

1. The following is a summary of serial bonds indebtedness:

Description of Issue	Outstanding at June 30, 2025
Serial Bonds, issued in 2015 with a maturity date of 2034, with interest rates ranging from 3%-5%. Proceeds used to refund previously issued Serial Bonds.	\$ 1,900,000
Plus: Unamortized premiums on bonds	92,950
	<u>1,992,950</u>
Serial Bonds, issued in 2020 with a maturity date of 2034, with interest rates ranging from 2%-2.5%. Proceeds used to redeem previously issued BANs.	6,850,000
Serial Bonds, issued in 2022 with a maturity date of 2030, with interest rates ranging from 5%. Proceeds used to refund previously issued 2012 Serial Bonds.	7,325,000
Plus: Unamortized premiums on bonds	525,038
	<u>7,850,038</u>
	<u>\$ 16,692,988</u>

2. The following is a summary of maturing debt service requirements for serial bonds:

Year	Serial Bonds – 2015 Construction Bond	
	Principal	Interest
2026	\$ 360,000	\$ 90,581
2027	380,000	72,581
2028	400,000	53,581
2029	415,000	33,581
2030	65,000	12,831
2031-2034	280,000	26,556
Total	<u>\$ 1,900,000</u>	<u>\$ 289,711</u>

Year	Serial Bonds – 2020 Construction Bond	
	Principal	Interest
2026	\$ 715,000	\$ 137,000
2027	730,000	122,700
2028	750,000	108,100
2029	765,000	93,100
2030	780,000	77,800
2031-2034	3,110,000	151,200
Total	<u>\$ 6,850,000</u>	<u>\$ 689,900</u>

NOTE 3 - DETAIL NOTES ON ALL FUNDS (continued)

V. Liabilities (continued)

C. Indebtedness (continued)

2. Long-Term Debt (continued)

d. Maturity (continued)

Year	Serial Bonds – 2022 Construction Bond	
	Principal	Interest
2026	\$ 1,320,000	\$ 366,250
2027	1,390,000	300,250
2028	1,460,000	230,750
2029	1,540,000	157,750
2030	1,615,000	80,750
Total	<u>\$ 7,325,000</u>	<u>\$ 1,135,750</u>

e. Long-Term Debt Interest

Interest expense on long-term debt amounted to \$687,831 for the year ended June 30, 2025.

3. Refunding of Long-Term Debt

In prior years, the District defeased other general obligations and other bonds by placing the proceeds of new bonds in an irrevocable trust to provide for future debt service payments on the old bonds. Accordingly, the trust account assets and liability for the defeased bonds are not included in the District's financial statements.

4. Debt Issuance Costs, Premium and Amortization

Net premiums resulting from bond and other debt refinancing are being amortized over the life of the relating debt using the interest method. These premiums are accordingly included in the outstanding principal balances for the bonds. Debt issuance costs were expensed when the bonds were issued in accordance with GASB 65.

**GENESEE VALLEY CENTRAL SCHOOL DISTRICT
NOTES TO FINANCIAL STATEMENTS
FOR THE YEAR ENDED JUNE 30, 2025**

NOTE 3 - DETAIL NOTES ON ALL FUNDS (continued)

VI. Fund Equity

A. Summary

The District's fund equity is comprised of various components.

<u>Category/Fund</u>	<u>Description</u>	<u>Balance June 30, 2025</u>
Nonspendable:		
Food Service	Inventory	\$ 19,515
Restricted:		
General	Reserve for employee benefits	\$ 664,035
	Reserve for retirement system contributions	754,234
	TRS reserve subfund	150,000
	Unemployment insurance reserve	86,330
	Reserve for debt service	83,881
	Reserve for property loss and liability	441,712
	Reserve for capital	1,417,064
	Reserve repairs	745,655
		<u>\$ 4,342,911</u>
Debt Service	Reserve for Debt	\$ 95,559
Miscellaneous Special Revenue	Scholarships	\$ 92,535
Committed:		
Miscellaneous Special Revenue	Student Activities	\$ 114,176
Assigned:		
General	Reserve for encumbrances	\$ 334,008
	Appropriated fund balance	725,000
	<u>\$ 1,059,008</u>	
Food Service	Assigned fund balance	\$ 436,156
Capital Projects	Assigned fund balance	\$ 524,578

B. District-wide Net Position

Net position as of June 30, 2025 of the District includes restricted net position of \$4,531,005 which represent restricted amounts in the general, debt service and miscellaneous special revenue funds as presented above.

NOTE 3 - DETAIL NOTES ON ALL FUNDS (continued)

VI. Fund Equity (continued)

C. Assigned – Appropriated Fund Balance

General Fund - The amount of \$725,000 has been designated as the amount estimated to be appropriated to reduce taxes for the year ending June 30, 2026 as allowed by Section 1318 of the Real Property Tax Law.

VII. Commitments and Contingencies

A. Risk Financing and Related Insurance

1. General Information

The *Genesee Valley Central School District* is exposed to various risks of loss related to torts, theft of, damage to, and destruction of assets; errors and omissions; natural disasters, etc. These risks are covered by commercial insurance purchased from independent third parties. Settled claims from these risks have not exceeded commercial insurance coverage for the past two years.

2. Risk Sharing Pools

For its employee health and accident coverage, *Genesee Valley Central School District* is a participant in the Cattaraugus-Allegany Regional Medical Plan, a public entity risk pool operated for the benefit of 23 individual governmental units located within Allegany and Cattaraugus Counties. The School District pays monthly premiums to the Plan for this health coverage.

The Plan is authorized to assess supplemental premiums to the participating districts. The Plan provides coverage for its members up to \$100,000 per insured event. The Cattaraugus-Allegany Regional Medical Plan obtains independent coverage for insured events in excess of this amount.

The *Genesee Valley Central School District* also participates in a risk sharing pool, Cattaraugus-Allegany BOCES, to insure Workers' Compensation claims. This is a public entity risk pool created under Article 5, Workers' Compensation Law, to finance liability and risks related to Workers' Compensation claims. Administrators of the Plan have indicated that the Plan's reserves are believed to be in excess of estimated unbilled and open claims.

**GENESEE VALLEY CENTRAL SCHOOL DISTRICT
NOTES TO FINANCIAL STATEMENTS
FOR THE YEAR ENDED JUNE 30, 2025**

NOTE 3 - DETAIL NOTES ON ALL FUNDS (continued)

VII. Commitments and Contingencies (continued)

B. Federal and State Grants

The District has received grants reported in the special aid fund which are subject to audit by agencies of the state and federal government. Such audits may result in disallowances and a request for a return of funds. Based on past audits and no known significant areas of non-compliance, the District believes disallowances, if any, will not be material.

C. Contingencies

The District, in the normal course of its operations, is involved in various litigation and arbitration cases. Management is of the opinion that any unfavorable outcome resulting from these actions would not have a material effect on the District's financial position.

NOTE 4 - CAPITAL PROJECTS

On December 12, 2023, the District's voters authorized the commencement of a 2023 capital improvement project in the amount of \$9.8 million. During the current year, the District had expenditures in the amount of \$314,596 related to the project.

The District had a capital outlay project during the current year and incurred expenditures totaling \$96,010.

Lastly, the District has costs related to the smart bond project in the amount of \$42,230 during the current year.

NOTE 5 – COVID 19 PANDEMIC

In March 2020, the World Health Organization declared the novel strain of COVID-19 (coronavirus) a global pandemic and has become increasingly widespread in the United States. The coronavirus outbreak has had a significant impact on financial markets and general economic conditions.

In March 2021, The American Rescue Plan (ARP) was passed which provided additional assistance to school districts. The New York State Department of Education has allocated approximately \$2,196,000 of ARP assistance to the District. During the years ended June 30, 2025, 2024, 2023 and 2022, the District had expenditures related to the ARP grants in the amount of \$156,761, \$957,263, \$451,165, \$621,775 and \$2,200, respectively.

NOTE 6 – RIGHT-TO-USE ASSETS/LEASES

The District has entered into various agreements with Erie 1 BOCES to acquire IT and computer equipment. The equipment is owned by Erie 1 BOCES, however the District has recognized a right-to-use asset in accordance with Governmental Accounting Standards Board Statement No. 87, Leases. The District paid cash for the equipment rather than through an installment purchase agreement. The District amortizes its right-to-use assets over a period of 5 years. Below is a summary of the activity of the District's right-to-use assets during the year ended June 30, 2025:

	Balance 7/1/2024	Additions
Right-to-use asset	\$ 263,552	\$ 101,141
Accumulated amortization	(67,451)	(61,016)
	<u>\$ 196,101</u>	<u>\$ 40,125</u>

	Deletions	Balance 6/30/2025
Right-to-use asset	\$ (109,916)	\$ 321,872
Accumulated amortization	109,916	(63,637)
	<u>\$ -</u>	<u>\$ 258,235</u>

NOTE 7 – PRIOR PERIOD ADJUSTMENT

During the current year, the District recorded a prior period adjustment in the district-wide financial statements in the amount of \$470,235. The adjustment was related to adopting GASB 101, Compensated Absences, resulting in a restatement of beginning net position.

NOTE 8 – SUBSEQUENT EVENTS

Subsequent events were evaluated through September 9, 2025, which is the date the financial statements were available to be issued.

SUPPLEMENTARY INFORMATION

GENESEE VALLEY CENTRAL SCHOOL DISTRICT
COMBINING SCHEDULE OF REVENUE AND EXPENDITURES AND CHANGES
IN FUND EQUITY - BUDGET AND ACTUAL - GOVERNMENTAL FUNDS
FOR THE YEAR ENDED JUNE 30, 2025

	Adopted Budget	Final Budget	Current Year's Revenue	Over (Under) Revised Budget
Revenues				
Local Sources:				
Real property taxes and tax items	\$ 3,139,578	\$ 3,139,578	\$ 3,139,515	\$ (63)
Real property tax items	5,000	5,000	7,163	2,163
Charges for services	1,020,750	1,020,750	1,479,530	458,780
Use of money and property	170,000	170,000	108,609	(61,391)
Sale of property and compensation for loss	1,000	1,000	5,235	4,235
Miscellaneous	304,566	304,566	336,272	31,706
State Sources:				
Basic formula	12,752,337	12,752,337	12,717,333	(35,004)
BOCES	1,425,000	1,425,000	1,319,949	(105,051)
Textbooks	24,931	24,931	25,048	117
All other aid	19,076	19,076	19,117	41
Federal Sources:				
Medicaid reimbursement	80,000	80,000	94,576	14,576
Total revenue	18,942,238	18,942,238	19,252,347	310,109
Other Sources				
Operating transfer in	-	-	-	-
Total revenue and other sources	18,942,238	18,942,238	\$ 19,252,347	\$ 310,109
Use of reserves	525,764	525,764		
Appropriated fund equity and carryover encumbrances	725,000	967,912		
Total revenue, other sources and appropriated fund equity	\$ 20,193,002	\$ 20,435,914		

See accompanying independent auditor's report.

	Adopted Budget	Final Budget	Current Year's Expenditures	Encumbrances	Unencumbered Balances
Expenditures					
General Support:					
Board of education	\$ 34,470	\$ 55,880	\$ 48,854	\$ 650	\$ 6,376
Central administration	254,198	265,272	262,260	450	2,562
Finance	246,023	249,696	238,210	-	11,486
Staff	443,901	441,221	424,294	2,990	13,937
Central services	1,745,191	1,898,608	1,793,218	50,137	55,253
Special items	258,354	258,354	256,578	-	1,776
Instructional:					
Instruction, administration and improvement	578,447	605,737	583,160	490	22,087
Teaching - regular school Programs for children with handicapping conditions	4,120,897	4,140,658	3,852,287	43,630	244,741
Teaching - special schools	2,344,407	2,212,016	2,182,600	3,883	25,533
Occupational education	157,360	152,752	126,292	-	26,460
Instructional media	418,327	418,327	418,327	-	-
Pupil services	696,259	680,377	635,272	425	44,680
	865,004	871,755	802,216	6,220	63,319
Pupil Transportation	843,902	998,999	773,107	167,620	58,272
Employee Benefits	4,098,431	4,098,431	3,759,813	57,513	281,105
Debt Service:					
Debt service principal	2,300,000	2,300,000	2,300,000	-	-
Debt service interest	687,831	687,831	687,831	-	-
Total expenditures	20,093,002	20,335,914	19,144,319	334,008	857,587
Other Uses:					
Transfer to other funds	100,000	100,000	100,000	-	-
Total other uses	100,000	100,000	100,000	-	-
Total expenditures and other uses	\$ 20,193,002	\$ 20,435,914	19,244,319	\$ 334,008	\$ 857,587
Excess of revenue and other sources over expenditures and other uses			\$ 8,028		

GENESEE VALLEY CENTRAL SCHOOL DISTRICT
COMBINING SCHEDULE OF REVENUE AND EXPENDITURES AND CHANGES
IN FUND EQUITY - BUDGET AND ACTUAL - GOVERNMENTAL FUNDS
FOR THE YEAR ENDED JUNE 30, 2025

Schedule SS1A

Page 37

	School Food Service Fund		
	Budget (Amended)	Actual	Variance Fav. (Unf.)
Revenue			
State sources	\$ 100,550	\$ 153,817	\$ 53,267
Federal sources	479,050	527,163	48,113
Sales	25,000	27,206	2,206
Miscellaneous	12,000	12,567	567
Surplus food	25,000	25,811	811
Use of money and property	500	1,019	519
Total revenue	<u>642,100</u>	<u>747,583</u>	<u>105,483</u>
Expenditures			
General support	172,704	199,837	(27,133)
Employee benefits	146,630	139,419	7,211
Cost of sales	321,264	322,446	(1,182)
Other expenses	16,160	4,819	11,341
Total expenditures	<u>656,758</u>	<u>666,521</u>	<u>(9,763)</u>
Excess (deficiency) of revenue over expenditures	<u>\$ (14,658)</u>	81,062	<u>\$ 95,720</u>
Fund equity, beginning of year		<u>374,609</u>	
Fund equity, end of year		<u>\$ 455,671</u>	

GENESEE VALLEY CENTRAL SCHOOL DISTRICT
SCHEDULE OF CHANGE FROM ADOPTED BUDGET TO FINAL BUDGET
AND THE REAL PROPERTY TAX LIMIT
FOR THE YEAR ENDED JUNE 30, 2025

Schedule SS2

Page 38

CHANGE FROM ADOPTED BUDGET TO FINAL BUDGET

Adopted budget	\$ 20,193,002
Additions:	
Prior year encumbrances	<u>242,912</u>
Original Budget	20,435,914
Budget Revisions: Supplemental appropriations	<u>-</u>
Final budget	<u><u>\$ 20,435,914</u></u>

SECTION 1318 OF REAL PROPERTY TAX LAW LIMIT CALCULATION

2025-26 voter-approved expenditure budget	\$ 20,667,582
Maximum allowed (4% of 2025-26 budget)	826,703
General Fund Fund Balance Subject to Section 1318 of Real Property Tax Law*:	
Unrestricted fund balance:	
Assigned fund balance	\$ 1,059,008
Unassigned fund balance	<u>1,072,299</u>
Total unrestricted fund balance	<u>2,131,307</u>
Less:	
Appropriated fund balance	725,000
Insurance recovery reserve	-
Tax reduction reserve	-
Encumbrances included in committed and assigned fund balance	<u>334,008</u>
Total adjustments	<u>1,059,008</u>
General Fund Fund Balance Subject to Section 1318 of Real Property Tax Law	<u><u>\$ 1,072,299</u></u>
Actual percentage	<u><u>5.2%</u></u>

* Per Office of State Comptroller's "Fund Balance Reporting and Governmental Type Definitions", Updated April 2011 (Originally Issued November 2010), the portion of the General Fund fund balance subject to Section 1318 of the Real Property Tax Law is: unrestricted fund balance (i.e., the total of the committed, assigned, and unassigned classifications), minus appropriated fund balance, amounts reserved for insurance recovery, amounts reserved for tax reduction, and encumbrances included in committed and assigned fund balance.

GENESEE VALLEY CENTRAL SCHOOL DISTRICT
SCHEDULE OF PROJECT EXPENDITURES - CAPITAL PROJECTS FUND
FOR THE YEAR ENDED JUNE 30, 2025

Schedule SS3

Page 39

Project Title	Original Appropriation	Revised Appropriation	Expenditures			Unexpended (Overexpended) Balance	Methods of financing				Fund Balance June 30, 2025
			Prior Years	Current Year	Total		Proceeds of Obligations	State Sources	Local Sources	Total	
2017 Project	\$ 13,800,000	\$ 13,800,000	\$ 13,799,879	\$ -	\$ 13,799,879	\$ 121	\$ 10,985,000	\$ -	\$ 2,815,450	\$ 13,800,450	\$ 571
Smart Bond Project	904,135	904,135	-	42,230	42,230	861,905	-	-	-	-	(42,230)
2023 Capital Improvement Project	9,800,000	9,800,000	126,035	314,596	440,631	9,359,369	-	-	1,002,878	1,002,878	562,247
2024-25 Capital Outlay	100,000	100,000	-	96,010	96,010	3,990	-	-	100,000	100,000	3,990
	<u>\$ 24,604,135</u>	<u>\$ 24,604,135</u>	<u>\$ 13,925,914</u>	<u>\$ 452,836</u>	<u>\$ 14,378,750</u>	<u>\$ 10,225,385</u>	<u>\$ 10,985,000</u>	<u>\$ -</u>	<u>\$ 3,918,328</u>	<u>\$ 14,903,328</u>	<u>\$ 524,578</u>

See accompanying independent auditor's report.

GENESEE VALLEY CENTRAL SCHOOL DISTRICT
BUDGET COMPARISON STATEMENT FOR STATE AND
OTHER GRANT PROGRAMS - SPECIAL AID AND FOOD SERVICE FUNDS
FOR THE YEAR ENDED JUNE 30, 2025

Schedule SS4A

Page 40

Grant Title	Grantors Project No.	Grant Period	Award/ Program Budget	Total Revenue	Total Expenditures
Universal Pre-kindergarten	0409-25-7216	2025	\$ 290,359	\$ 290,359	\$ 290,359
Statewide Univerisal Full-Day Pre-kindergarten	0546-25-1010	2025	140,000	138,313	138,313
Teachers for Tomorrow	0644-25-0066	2025	59,400	54,400	54,400
Farm to School	N/A	2025	N/A	190	190
Summer School Program	N/A	2025	N/A	41,073	41,073
State school lunch and breakfast programs	N/A	2025	N/A	153,817	153,817
				<u>\$ 678,152</u>	<u>\$ 678,152</u>

GENESEE VALLEY CENTRAL SCHOOL DISTRICT
NOTES TO THE SCHEDULE OF EXPENDITURES OF FEDERAL AWARDS
FOR THE YEAR ENDED JUNE 30, 2025

Schedule SS4B

Note 1 - Basis of Presentation

The accompanying Schedule of Expenditures of Federal Awards includes the federal grant activity of the **Genesee Valley Central School District** and is presented on the modified accrual basis of accounting. The information in the schedule is presented in accordance with the requirements of Title 2 U.S. *Code of Federal Regulations* Part 200 *Uniform Administrative Requirements, Cost Principles, and Audit Requirements for Federal Awards* (Uniform Guidance). Therefore, some amounts presented in the schedule may differ from amounts presented in, or used in the preparation of the basic financial statements.

Basis of Accounting

The basis of accounting varies by Federal program consistent with underlying regulations pertaining to each program. The amounts reported as Federal expenditures generally were obtained from the appropriate Federal financial reports for applicable program and periods. The amounts reported in these Federal financial reports are prepared from records maintained for each program, which are periodically reconciled with the District's financial reporting system.

Note 2 - Non-monetary Federal Program

The accompanying **Genesee Valley Central School District** is the recipient of a non-monetary federal award program. During the year ended June 30, 2025, the District reported in the Schedule of Federal Awards \$25,811 of donated commodities at fair market value received and disbursed.

Note 3 - Indirect Cost Rate

The District has elected not to use the 10% de minimis indirect cost rate allowed under the Uniform Guidance in the current year.

GENESEE VALLEY CENTRAL SCHOOL DISTRICT
SCHEDULE OF EXPENDITURES OF FEDERAL AWARDS
FOR THE YEAR ENDED JUNE 30, 2025

Schedule SS4C

Page 41

Federal Program Title	Federal CFDA Number	Agency or Pass-through Number	Program or Award Amount	Revenue	Expenditures
Appalachian Regional Commission (ARC)					
Direct Program:					
Appalachian Regional Commission, Emergency Medical Response Education Track	23.011	NY-19909	\$ 143,050	\$ 58,512	\$ 58,512
U.S. Department of Justice					
Direct Program:					
Edward Byrne Memorial Justice Assistance Grant	16.738	NA	196,170	196,170	196,170
US Department of Education:					
Direct Program:					
Small, Rural School Achievement Program	84.358A	S358A202554	\$ 19,077	\$ 19,077	\$ 19,077
Passed through NYS Department of Education:					
Title I, Part A	84.010A	0021-25-0085	246,217	243,495	243,495
Title II A	84.367A	0147-25-0085	24,972	21,973	21,973
Title IV	84.424A	0204-25-0085	17,840	17,840	17,840
Title IV	84.424A	0204-24-0085	5,231	5,231	5,231
IDEA Part B, Section 611 *	84.027A	0032-25-0035	159,326	155,478	155,478
IDEA Part B, Section 619 *	84.173A	0033-25-0035	11,539	11,539	11,539
COVID-19-ARP-ESSER 3	84.425U	5880-21-0085	1,462,094	144,788	144,788
COVID-19-ARP - SLR Summer Enrichment	84.425U	5882-21-0085	100,002	11,973	11,973
Total U.S. Department of Education				631,394	631,394
US Department of Agriculture:					
Passed through NYS Department of Education:					
National School Breakfast Program **	10.553	N/A	N/A	182,657	182,657
National School Lunch Program **	10.555	N/A	N/A	311,638	311,638
Summer Food Service Program for Children **	10.559	N/A	N/A	17,269	17,269
National School Snack Program **	10.555	N/A	N/A	15,599	15,599
Child Nutrition Discretionary Grants - Healthy Meals Incentive	10.579	N/A	N/A	32,827	32,827
Passed through NYS Office of General Services:					
National School Lunch Program **					
Noncash assistance (commodities)	10.555	N/A	N/A	25,811	25,811
Total U.S. Department of Agriculture				585,801	585,801
Total expenditures and revenue				\$ 1,471,877	\$ 1,471,877

* Constitutes a cluster of Federal programs named Special Education Cluster with revenue and expenditures of \$ 167,017

** Constitutes a cluster of Federal programs named Child Nutrition Cluster with revenue and expenditures of \$ 552,974

GENESEE VALLEY CENTRAL SCHOOL DISTRICT
SCHEDULE OF NET INVESTMENT IN CAPITAL ASSETS
AND RIGHT-TO-USE ASSETS
AS OF JUNE 30, 2025

Schedule SS5

Page 42

Capital Assets and Right-to-Use Assets	\$ 27,492,117
Less:	
Serial bonds	<u>(16,692,988)</u>
Investment in capital assets and right-to-use assets, net of related debt	<u>\$ 10,799,129</u>

GENESEE VALLEY CENTRAL SCHOOL DISTRICT
SCHEDULE OF CHANGES IN THE DISTRICT'S
NET OPEB LIABILITY AND RELATED RATIOS
FOR THE YEARS ENDED JUNE 30, 2017 THROUGH 2025

Schedule SS6

Page 43

As of the measurement date of July 1,	2024	2023	2022	2021	2020	2019	2018	2017	2016
Total OPEB Liability									
Service cost	\$ 57,691	\$ 52,572	\$ 49,697	\$ 46,355	\$ 36,713	\$ 35,462	\$ 62,487	\$ 71,378	\$ 58,946
Interest	49,644	46,023	24,147	29,896	28,502	33,340	38,396	34,158	39,103
Differences between expected and actual experience	203,630	26,416	66,961	(41,430)	106,676	19,250	(47,664)	(64,740)	-
Changes in assumptions	(7,991)	47,399	(28,281)	32,110	213,639	(47,063)	(148,310)	(47,076)	74,985
Benefit payments	(107,664)	(93,990)	(91,889)	(91,209)	(75,323)	(107,728)	(82,414)	(69,934)	(64,160)
Net change in total OPEB liability	195,310	78,420	20,635	(24,278)	310,207	(66,739)	(177,505)	(76,214)	108,874
Total OPEB liability - beginning	1,197,641	1,119,221	1,098,586	1,122,864	812,657	879,396	1,056,901	1,133,115	1,024,241
Total OPEB liability - ending	\$ 1,392,951	\$ 1,197,641	\$ 1,119,221	\$ 1,098,586	\$ 1,122,864	\$ 812,657	\$ 879,396	\$ 1,056,901	\$ 1,133,115
Plan fiduciary net position									
Contributions - employer	\$ 107,664	\$ 93,990	\$ 91,889	\$ 91,209	\$ 75,323	\$ 107,728	\$ 82,414	\$ 69,934	\$ 64,160
Net investment income	-	-	-	-	-	-	-	-	-
Benefit payments	(107,664)	(93,990)	(91,889)	(91,209)	(75,323)	(107,728)	(82,414)	(69,934)	(64,160)
Net change in plan fiduciary net position	-	-	-	-	-	-	-	-	-
Plan fiduciary net position - beginning	-	-	-	-	-	-	-	-	-
Plan fiduciary net position - ending	\$ -	\$ -	\$ -	\$ -	\$ -	\$ -	\$ -	\$ -	\$ -
District's net OPEB liability	\$ 1,392,951	\$ 1,197,641	\$ 1,119,221	\$ 1,098,586	\$ 1,122,864	\$ 812,657	\$ 879,396	\$ 1,056,901	\$ 1,133,115
Plan fiduciary net position as a percentage of total OPEB liability	0.00%	0.00%	0.00%	0.00%	0.00%	0.00%	0.00%	0.00%	0.00%
Covered-employee payroll	\$ 7,758,280	\$ 7,236,549	\$ 7,060,048	\$ 6,562,802	\$ 6,402,734	\$ 6,640,586	\$ 6,478,620	\$ 6,110,542	\$ 6,032,124
District's net OPEB liability as a percentage of covered-employee payroll	17.95%	16.55%	15.85%	16.74%	17.54%	12.24%	13.57%	17.30%	18.78%

Notes to Schedule:

Benefit Changes: None

Changes in assumptions: Discount rate from 4.13% as of July 1, 2023 and 4.21% as of July 1, 2024

Health care trend rate from 8.0% decreasing to 4.5% to 7.5% decreasing to 4.5%

GENESEE VALLEY CENTRAL SCHOOL DISTRICT
SCHEDULE OF DISTRICT CONTRIBUTIONS - OPEB
FOR THE YEARS ENDED JUNE 30, 2017 THROUGH 2025

Schedule SS7

Page 44

For the year ended June 30,	2025	2024	2023	2022	2021	2020	2019	2018	2017
Actuarially determined contributions	\$ 107,664	\$ 93,990	\$ 91,889	\$ 91,209	\$ 75,323	\$ 107,728	\$ 82,414	\$ 69,934	\$ 64,160
Contributions in relation to the actuarially determined contribution	(107,664)	(93,990)	(91,889)	(91,209)	(75,323)	(107,728)	(82,414)	(69,934)	(64,160)
Contribution deficiency (excess)	\$ -	\$ -	\$ -	\$ -	\$ -	\$ -	\$ -	\$ -	\$ -
District's covered-employee payroll	\$ 7,758,280	\$ 7,236,549	\$ 7,060,048	\$ 6,562,802	\$ 6,402,734	\$ 6,640,586	\$ 6,478,620	\$ 6,110,542	\$ 6,032,124
Contributions as a percentage of District's covered-employee payroll	1.39%	1.30%	1.30%	1.39%	1.18%	1.62%	1.27%	1.14%	1.06%

Notes to Schedule:

Valuation date: July 1, 2024

Methods and assumptions used to determine contribution rates:

Actuarial cost method	Entry Age Normal Level % of Salary Method.
Discount Rate	4.21% as of July 1, 2024
Inflation	2.5% per year.
Healthcare cost trend rates	7.5% in 2025 with rates expected to decrease 0.5% each year thereafter with an ultimate rate of 4.5% after 2032.
Salary increases	Based on the NYSTRS valuation as of June 30, 2021. Payroll growth for Non-Teachers is based on experience.
Mortality	SOA Pub-2010 Mortality Tables fully generational using scale MP-2021.
Retiree Cost Sharing	Most retirees are responsible for the entire premium rate. Certain current retirees are receiving free subsidized coverage. All future retirees are required to pay the full cost of coverage, except for Administrators.
Participants	159 Active and 18 Retirees

GENESEE VALLEY CENTRAL SCHOOL DISTRICT
SCHEDULE OF DISTRICT CONTRIBUTIONS – NYSTRS AND NYSLERS
FOR THE YEARS ENDED JUNE 30, 2016 THROUGH JUNE 30, 2025

Schedule SS8

Page 45

New York State Teachers' Retirement System

For the year ended June 30,	2025	2024	2023	2022	2021	2020	2019	2018	2017	2016
Contractually required contributions	\$ 607,242	\$ 566,144	\$ 567,471	\$ 500,881	\$ 466,867	\$ 442,903	\$ 526,821	\$ 473,196	\$ 479,002	\$ 558,525
Contributions in relation to the contractually required contribution	(607,242)	(566,144)	(567,471)	(500,881)	(466,867)	(442,903)	(526,821)	(473,196)	(479,002)	(558,525)
Contribution deficiency (excess)	\$ -	\$ -	\$ -	\$ -	\$ -	\$ -	\$ -	\$ -	\$ -	\$ -
District's covered-employee payroll	\$ 6,006,350	\$ 5,800,656	\$ 5,514,781	\$ 5,111,031	\$ 4,898,919	\$ 4,998,905	\$ 4,960,650	\$ 4,828,531	\$ 4,087,048	\$ 4,212,104
Contributions as a percentage of District's covered-employee payroll	10.11%	9.76%	10.29%	9.80%	9.53%	8.86%	10.62%	9.80%	11.72%	13.26%

New York State Local Employees' Retirement System

For the year ended March 31,	2025	2024	2023	2022	2021	2020	2019	2018	2017	2016
Contractually required contributions	\$ 339,468	\$ 278,642	\$ 222,066	\$ 276,099	\$ 248,452	\$ 243,993	\$ 219,102	\$ 219,766	\$ 224,887	\$ 216,182
Contributions in relation to the contractually required contribution	(339,468)	(278,642)	(222,066)	(276,099)	(248,452)	(243,993)	(219,102)	(219,766)	(224,887)	(216,182)
Contribution deficiency (excess)	\$ -	\$ -	\$ -	\$ -	\$ -	\$ -	\$ -	\$ -	\$ -	\$ -
District's covered-employee payroll	\$ 2,355,281	\$ 2,294,664	\$ 2,098,030	\$ 1,903,757	\$ 1,754,728	\$ 1,865,812	\$ 1,588,506	\$ 1,576,607	\$ 1,408,553	\$ 1,339,530
Contributions as a percentage of District's covered-employee payroll	14.41%	12.14%	10.58%	14.50%	14.16%	13.08%	13.79%	13.94%	17.48%	17.48%

See accompanying independent auditor's report.

GENESEE VALLEY CENTRAL SCHOOL DISTRICT
SCHEDULE OF DISTRICT'S PROPORTIONATE SHARE OF NET PENSION
ASSET – NYSTRS AND DISTRICT'S PROPORTIONATE SHARE OF
NET PENSION ASSET (LIABILITY) - NYSLERS
FOR THE YEARS ENDED JUNE 30, 2016 THROUGH JUNE 30, 2025

Schedule SS9

Page 46

New York State Teachers' Retirement System - Net Pension Asset (Liability)

As of the measurement date of June 30,	2025	2024	2023	2022	2021	2020	2019	2018	2017	2016
District's proportion of the net pension asset (liability)	n/a	0.029588%	0.029293%	0.028498%	0.028334%	0.028926%	0.029193%	0.029643%	0.029648%	0.028455%
District's proportionate share of the net pension asset (liability)	n/a	882790	\$ (334,994)	\$ (546,853)	\$ 4,910,083	\$ (799,291)	\$ 758,438	\$ 536,026	\$ 225,355	\$ (304,763)
District's covered-employee payroll	n/a	\$ 6,006,350	\$ 5,800,656	\$ 5,514,781	\$ 5,111,031	\$ 4,898,919	\$ 4,998,905	\$ 4,960,650	\$ 4,828,531	\$ 4,087,048
District's proportionate share of the net pension asset or (liability) as a percentage of its covered employee payroll	n/a	14.70%	-5.78%	-9.92%	96.07%	-16.32%	15.17%	10.81%	4.67%	-7.46%
Plan fiduciary net position as a percentage of the total pension asset (liability)	n/a	102.10%	99.20%	98.60%	113.20%	97.80%	102.20%	101.53%	100.66%	99.01%

New York State Local Employees' Retirement System - Net Pension Asset (Liability)

As of the measurement date of March 31,	2025	2024	2023	2022	2021	2020	2019	2018	2017	2016
District's proportion of the net pension asset (liability)	0.0064476%	0.0072777%	0.0070345%	0.0070176%	0.0069004%	0.0063310%	0.0058699%	0.0056272%	0.0053889%	0.0054012%
District's proportionate share of the net pension asset (liability)	\$ (1,105,494)	\$ (1,071,569)	\$ (1,508,477)	\$ 573,663	\$ (6,871)	\$ (1,676,476)	\$ (415,903)	\$ (181,616)	\$ (506,357)	\$ (866,905)
District's covered-employee payroll	\$ 2,355,281	\$ 2,294,664	\$ 2,098,030	\$ 1,903,757	\$ 1,903,757	\$ 1,754,728	\$ 1,865,812	\$ 1,588,506	\$ 1,576,607	\$ 1,408,553
District's proportionate share of the net pension asset (liability) as a percentage of its covered employee payroll	-46.70%	-46.70%	-71.90%	30.13%	-0.36%	-95.54%	-22.29%	-11.43%	-32.12%	-61.55%
Plan fiduciary net position as a percentage of the total pension asset/liability	93.08%	93.88%	90.78%	103.65%	99.95%	86.39%	96.27%	98.24%	94.70%	90.70%

See accompanying independent auditor's report.



BUFFAMANTE WHIPPLE BUTTAFARO, P.C.

Certified Public Accountants ▲ Business Advisors

**INDEPENDENT AUDITOR'S REPORT ON INTERNAL CONTROL OVER FINANCIAL REPORTING AND
ON COMPLIANCE AND OTHER MATTERS BASED ON AN AUDIT OF FINANCIAL STATEMENTS
PERFORMED IN ACCORDANCE WITH "GOVERNMENT AUDITING STANDARDS"**

**To the President and
Members of the Board of Education
Genesee Valley Central School District
Belmont, New York**

We have audited in accordance with auditing standards generally accepted in the United States of America and the standards applicable to financial audits contained in *Government Auditing Standards* issued by the Comptroller General of the United States, the financial statements of the governmental activities and each major fund of *Genesee Valley Central School District* as of and for the year ended June 30, 2025, and the related notes to the financial statements, which collectively comprise *Genesee Valley Central School District's* basic financial statements and have issued our report thereon dated September 9, 2025.

Report on Internal Control Over Financial Reporting

In planning and performing our audit of the financial statements, we considered *Genesee Valley Central School District's* internal control over financial reporting (internal control) to determine the audit procedures that are appropriate in the circumstances for the purpose of expressing our opinions on the financial statements, but not for the purpose of expressing an opinion on the effectiveness of *Genesee Valley Central School District's* internal control. Accordingly, we do not express an opinion on the effectiveness of *Genesee Valley Central School District* internal control.

A deficiency in internal control exists when the design or operation of a control does not allow management or employees, in the normal course of performing their assigned functions, to prevent or detect and correct misstatements on a timely basis. A material weakness is a deficiency, or combination of deficiencies, in internal control, such that there is a reasonable possibility that a material misstatement of the District's financial statements will not be prevented, or detected and corrected on a timely basis. A significant deficiency is a deficiency, or a combination of deficiencies, in internal control that is less severe than a material weakness, yet important enough to merit attention by those charged with governance.

Our consideration of internal control over financial reporting was for the limited purpose described in the first paragraph of this section and was not designed to identify all deficiencies in internal control over financial reporting that might be material weaknesses or significant deficiencies and therefore, material weaknesses or significant deficiencies may exist that were not identified. Given these limitations, during our audit we did not identify any deficiencies in internal control that we consider to be material weaknesses. However, we identified one deficiency in internal control over financial reporting that we consider to be a significant deficiency described in the accompanying schedule of findings and questioned costs as item II.A.2025-001.

Report on Compliance and Other Matters

As part of obtaining reasonable assurance about whether *Genesee Valley Central School District's* financial statements are free of material misstatement, we performed tests of its compliance with certain provisions of laws, regulations, contracts and grant agreements, noncompliance with which could have a direct and material effect on the determination of financial statement amounts. However, providing an opinion on compliance with those provisions was not an objective of our audit and, accordingly, we do not express such an opinion. The results of our tests disclosed one instance of noncompliance that is required to be reported under *Government Auditing Standards* which is described in the accompanying schedule of findings and questioned costs as item II.B.2025-002.

Genesee Valley Central School District's Responses to Findings

Government Auditing Standards requires the auditor to perform limited procedures on **Genesee Valley Central School District's** responses to the internal controls over compliance finding and compliance and other matters finding identified in our audit described in the accompanying schedule of findings and questioned costs. **Genesee Valley Central School District's** responses were not subjected to other auditing procedures applied in the audit of the financial statements and, accordingly, we express no opinion on them.

Purpose of this Report

The purpose of this report is solely to describe the scope of our testing of internal control and compliance and the result of that testing, and not provided an opinion on the effectiveness of the entity's internal control or on compliance. This report is an integral part of an audit performed in accordance with *Government Auditing Standards* in considering the entity's internal control and compliance. Accordingly, this communication is not suitable for any other purpose.

Buffamante Whipple Buttafaro PC

BUFFAMANTE WHIPPLE BUTTAFARO, P.C.

**Olean, New York
September 9, 2025**

**GENESEE VALLEY CENTRAL SCHOOL DISTRICT
 SCHEDULE OF FINDINGS AND QUESTIONED COSTS
 FOR THE YEAR ENDED JUNE 30, 2025**

Section I - Summary of Auditor's Results

Financial Statements

Type of auditor's opinion(s) issued or whether the financial statements audited were prepared in accordance with GAAP:

Unmodified

Internal control over financial reporting:

Material weakness(es) identified?

 yes

 x no

Significant deficiency(ies) identified?

 x yes

 none reported

Noncompliance material to financial statements noted?

 x yes

 no

**GENESEE VALLEY CENTRAL SCHOOL DISTRICT
SCHEDULE OF FINDINGS AND QUESTIONED COSTS
FOR THE YEAR ENDED JUNE 30, 2025**

II. FINANCIAL STATEMENTS AUDIT - FINDINGS

A. INTERNAL CONTROL OVER FINANCIAL REPORTING

2025-001 Adjusting Journal Entries and Required Disclosures to the Financial Statements

Year ended June 30, 2025

Condition and Criteria: During the current year, adjusting journal entries, along with footnote disclosures were proposed by the auditors and accepted by the District to properly reflect the financial statements in accordance with generally accepted accounting principles. Some of the adjustments and footnotes were related to reserve transfers, adjusting grants and converting to the full accrual method for government-wide financial statement purposes. In addition, a draft of the financial statements was prepared by the auditors and reviewed and accepted by the District.

Cause and Effect: AU-C Section 265 entitled Communicating Internal Control Related Matters Identified in an Audit, issued by the American Institute of Certified Public Accountants (AICPA) considers the need for significant adjusting journal entries and assistance when preparing the financial statements to be indicative of an internal control deficiency. Without this assistance, the potential risk exists of the District's financial statements not conforming to generally accepted accounting principles.

Auditor's Recommendation: Although auditors may continue to provide such assistance both now and, in the future, under the new pronouncement, the District should continue to review and accept both proposed adjusting journal entries and footnote disclosures, along with the draft financial statements.

School District's Response: The District has received, reviewed and approved all journal entries, footnote disclosures and draft financial statements proposed for the current year audit and will continue to review similar information in future years. Further, the District believes it has a thorough understanding of these financial statements and the ability to make informed judgments based on these financial statements.

B. COMPLIANCE AND OTHER MATTERS

2025-002 Fund Balance

Year ended June 30, 2025

Conditions and criteria: **Genesee Valley School District's** unassigned fund balance as of June 30, 2025 amounted to approximately \$1,072,000. This amount constitutes approximately 5.2% of the 2025-2026 school budget.

Cause and Effect: The District's unassigned fund balance violated New York State Education Law, which limits school districts from retaining an unassigned fund balance not greater than 4% of the subsequent year's budget.

Auditor's Recommendation: **Genesee Valley School District** should continue to monitor fund balance throughout the year and continue to review its options with regards to reservation of fund balance. In addition, we recommend that the District document its rationale to support the purpose and dollar level of reserves and to ensure it is in compliance with New York State guidelines.

School District's Response: **Genesee Valley School District** realizes that its unassigned fund balance as of June 30, 2025 was in excess of the NYS mandated 4% level. The District has and will continue to closely monitor fund balance in the future and will review all options with regards to reservation and designation of fund balance.

I. FINANCIAL STATEMENTS AUDIT - FINDINGS

A. INTERNAL CONTROL OVER FINANCIAL REPORTING

2024-001 Adjusting Journal Entries and Required Disclosures to the Financial Statements

Year Ended June 30, 2024

Summary of Prior Year Finding: Adjusting journal entries, along with footnote disclosures were proposed by the auditors and accepted by the District to properly reflect the financial statements in accordance with generally accepted accounting principles. In addition, a draft of the financial statements was prepared by the auditors and reviewed and accepted by the District. AU-C Section 265 entitled Communicating Internal Control Related Matters Identified in an Audit, issued by the American Institute of Certified Public Accountants (AICPA) considers the need for significant adjusting journal entries and assistance when preparing the financial statements to be indicative of an internal control deficiency.

Current Status: Similar finding related to internal control over financial reporting is being reported upon during the year ended June 30, 2025 as finding 2025-001.

B. COMPLIANCE AND OTHER MATTERS

2024-002 Unassigned Fund Balance

Year Ended June 30, 2024

Summary of Prior Year Finding: **Genesee Valley School District's** unassigned fund balance as of June 30, 2024 amounted to approximately \$1,248,000. This amount constitutes approximately 6.2% of the 2024-2025 school budget. The District's unassigned fund balance violated New York State Education Law, which limits school districts from retaining an unassigned fund balance not greater than 4% of the subsequent year's budget.

Current Status: Similar finding related to compliance and other matters is being reported upon during the year ended June 30, 2025 as finding 2025-002.