

TIMBERLANE REGIONAL SCHOOL DISTRICT

Serving the communities of Atkinson, Danville, Plaistow and Sandown

The MISSION of the Timberlane Regional School District is to engage all students in challenging and relevant learning opportunities, emphasizing high aspirations and personal growth.

Deliberative Session

Timberlane Performing Arts Center
40 Greenough Road, Plaistow, NH
Thursday, February 7, 2013 7:00 PM

This session shall consist of explanation, discussion, and debate of warrant articles number 2 through number 8. Warrant articles may be amended subject to the following limitations: (a) warrant articles whose wording is prescribed by law shall not be amended, (b) warrant articles that are amended shall be placed on the official ballot for a final vote on the main motion, as amended, and (c) no warrant article shall be amended to eliminate the subject matter of the article.

TIMBERLANE REG. SCHOOL BOARD

Robert Collins, Chair, *Danville*
Lori Aubrey, Vice Chair, *Sandown*
Roger Barczak, *Sandown*
Peter Bealo, *Plaistow*
Kate Delfino, *Atkinson*
Elizabeth Kosta, *Plaistow*
Michael Mascola, *Atkinson*
Nancy Steenson, *Danville*
Lisa Withee, *Plaistow*

TIMBERLANE REG. BUDGET COMMITTEE

Michelle O'Neil, Chair, *Danville*
Greg Spero, Vice Chair, *Atkinson*
Dennis Francoeur, *Danville*
Donna Green, *Sandown*
Cathy Lisi, *Sandown*
Kate Rochford, *Atkinson*
Diane Rothwell, *Plaistow*
Barry Weymouth, *Plaistow*

ADMINISTRATION

Dr. Earl Metzler, Superintendent of Schools
Winfried Feneberg, Assistant Superintendent
George Stokinger, Business Administrator
Kathy Smith, Assistant Business Administrator

Steven Ranlett, Moderator
Lorna Walker, Clerk

AGENDA

1. Call to Order
2. Introduction of School Board Members
3. Introduction of Budget Committee Members
4. Pledge of Allegiance
5. Deliberative Session
6. Adjournment

The School Board and Budget Committee will meet immediately following the Deliberative Session to review the session and finalize any action on the warrant.

Deliberative Session documents are available at www.timberlane.net.
Click 2013-14 Budget, Deliberative Session and Bond Information

2013 Timberlane Regional School District Warrant

State of New Hampshire

To the inhabitants of the School District of the Towns of Atkinson, Danville, Plaistow, and Sandown, New Hampshire, qualified to vote in District affairs:

First Session of Annual Meeting (Deliberative)

You are hereby notified to meet at the Timberlane Performing Arts Center, Greenough Road, Plaistow, New Hampshire, on Thursday, the 7th day of February 2013, at 7:00 p.m. This session shall consist of explanation, discussion, and debate of warrant articles number 2 through number 8. Warrant articles may be amended subject to the following limitations: (a) warrant articles whose wording is prescribed by law shall not be amended, (b) warrant articles that are amended shall be placed on the official ballot for a final vote on the main motion, as amended, and (c) no warrant article shall be amended to eliminate the subject matter of the article.

Second Session of Annual Meeting (Voting)

Voting on warrant articles number 1 through number 8 will be conducted by official ballot to be held in conjunction with town meeting voting to be held on Tuesday, the 12th day of March, 2013, at the Town election polls in Atkinson, Danville, Plaistow, and Sandown, New Hampshire.

Atkinson	Voting will be conducted at the Atkinson Community Center from 7am-8pm
Danville	Voting will be conducted at the Danville Community Center from 8am-7pm
Plaistow	Voting will be conducted at Pollard School from 7am-8pm
Sandown	Voting will be conducted at the Sandown Town Hall from 8am-8pm

Article 1 - Election of Officers (March 12th only)

To choose the following school district officers:

Danville Voters	School Board Member	3-Year Term
Plaistow Voters	School Board Member	3-Year Term
Sandown Voters	School Board Member	3-Year Term
Atkinson Voters	Budget Committee Member	1-Year Term
Danville Voters	Budget Committee Member	3-Year Term
Plaistow Voters	Budget Committee Member	2-Year Term
Plaistow Voters	Budget Committee Member	3-Year Term
Sandown Voters	Budget Committee Member	3-Year Term

Article 2 - Operating Budget

Shall the Timberlane Regional School District raise and appropriate as an operating budget, not including appropriations by special warrant articles and other appropriations voted separately, the amounts set forth on the budget posted with the warrant or as amended by vote of the first session, for the purposes set forth therein, totaling **\$64,272,418**? Should this article be defeated, the operating budget shall be **\$64,418,761** which is the same as last year, with certain adjustments required by previous action of the Timberlane Regional School District or by law; or the governing body may hold one special meeting, in accordance with RSA 40:13, X and XVI, to take up the issue of a revised operating budget only. Note: Warrant Article 2 (the operating budget) does not include appropriations proposed under any other warrant articles. (MAJORITY VOTE REQUIRED)

Recommended by the School Board 9-0

Recommended by the Budget Committee 8-0

2013 TIMBERLANE REGIONAL SCHOOL DISTRICT WARRANT

Article 3 – Capital Reserve Fund

Shall the Timberlane Regional School District raise and appropriate up to **\$200,000** to be placed in the School Building Construction, Reconstruction, Capital Improvement and Land Purchase Capital Reserve Fund established in 1996, with such amount to be transferred from the June 30, 2013 unassigned fund balance (surplus) available for transfer on July 1 of this year? (MAJORITY VOTE REQUIRED)

(The funds for this article come from the 2012-2013 school budget surplus, not from additional taxes.)

Recommended by the School Board 9-0
Recommended by the Budget Committee 8-0

Article 4 – Collective Bargaining Agreement (Timberlane Teachers’ Association)

Shall the Timberlane Regional School District vote to approve the cost items included in the collective bargaining agreement reached between the Timberlane Teachers’ Association and the Timberlane Regional School Board, which calls for the following increases in salaries and benefits at the current staffing levels over the amount paid in the prior fiscal year:

Cost Distribution	2013-14	2014-15	2015-16
	<u>Year 1</u>	<u>Year 2</u>	<u>Year 3</u>
Salaries	\$494,737	\$589,674	\$561,794
FICA	37,847	45,110	42,977
NH State Retirement	70,055	83,498	79,550
Medical	(204,436)	0	0
TOTAL	\$398,203	\$718,281	\$684,321

and further to raise and appropriate the sum of **\$398,203** for the 2013-14 fiscal year, such sum representing the additional costs attributable to the increase in salaries and benefits required by the new agreement over those that would be paid at the current staffing levels? (MAJORITY VOTE REQUIRED)

Recommended by the School Board 8-1
Recommended by the Budget Committee 7-1

Article 5 - Authorization for Special Meeting on Cost Items

Shall the Timberlane Regional School District, if Article 4 is defeated, authorize the Timberlane Regional School Board to call one special meeting, at its option, to address Article 4 cost items only?

(Without this Article the District would have to petition Superior Court for a Special School District Meeting. This saves the District the expense of attorney fees and court costs).

Recommended by the School Board 9-0
Recommended by the Budget Committee 7-1

Article 6 – Fund Balance Retention (Surplus)

Shall the Timberlane Regional School District vote to authorize, indefinitely until rescinded, the retention of year-end unassigned general funds in an amount not to exceed, in any fiscal year, 2.5 percent of the current fiscal year’s net assessment, for the purpose of having funds on hand to use as a revenue source for emergency expenditures and over-expenditures under RSA 32:11, or to be used as a revenue source to reduce the tax rate, all in accordance with 198:4-b, II? (MAJORITY VOTE REQUIRED)

Recommended by the School Board 8-1
Recommended by the Budget Committee 8-0

Article 7 – General Acceptance of Reports

Shall the Timberlane Regional School District accept reports of agents, auditors, and committees as written in the 2012 Annual Report? (MAJORITY VOTE REQUIRED)

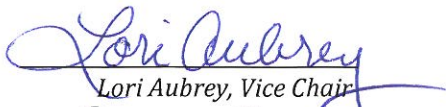
Recommended by the School Board 9-0


Article 8 – SAU Budget on Warrant Petition by Donna Green et al

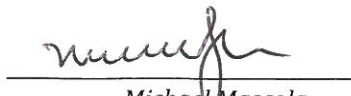
Shall the voters of the Timberlane Regional School District within School Administrative Unit number 55 adopt the provisions of RSA 194-C:9-b to allow for insertion of the school administrative unit budget as a separate warrant article at annual school district meetings? (MAJORITY VOTE REQUIRED)


Given under our hands this 10th day of January 2013.

Timberlane Regional School Board


Lori Aubrey, Vice Chair


Robert Collins, Chair



Michael Mascola


Roger Barczak


Kate Delfino



Nancy Steenson


Peter Bealo



Elizabeth Kosta


Lisa Withee

A true copy of Warrant - Attest
Timberlane Regional School Board


Lori Aubrey, Vice Chair


Robert Collins, Chair

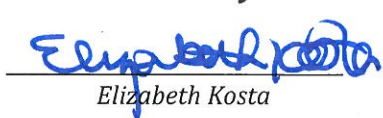

Michael Mascola


Roger Barczak


Kate Delfino


Nancy Steenson


Peter Bealo


Elizabeth Kosta


Lisa Withee

2013 TIMBERLANE REGIONAL SCHOOL DISTRICT WARRANT

**TIMBERLANE REGIONAL SCHOOL DISTRICT
PROPOSED BUDGET
2013 - 2014**

2013 - 2014 PROPOSED BUDGET	\$64,272,418
2012 - 2013 BUDGET	\$63,021,817
CHANGE FROM 2012 - 2013 BUDGET	\$1,250,601
PERCENTAGE CHANGE	1.98%

Major Factors (over \$25,000)

2900-23x	Retirement	\$819,267 *
2900-210	Employee Insurance	\$513,026 *
xxxx-64x/650	Software / Books & Info Resources	\$277,126 *
xxxx-320/30/40	Professional Services	\$96,535 *
xxxx-73x	Equipment	\$67,190
27xx-519	Student Transportation	\$61,959 *
xxxx-310	Official/Administrative Serv. (incl SAU)	\$40,265 *
xxxx-610	Supplies	(\$33,899)
51xx-830/910	Bond Interest	(\$84,000) *
xxxx-1xx	Salaries	(\$190,282)
52xx-930	Fund Transfers (Offset by revenue)	(\$110,000)
5250-930	Capital Reserve	(\$200,000) *
Total Major Factors		\$1,257,188
* little discretion		\$1,524,178 *

Timberlane Regional School District

2013 - 2014 Budget Recap (by Object Code) - * SORTED BY EXPENSE CHANGE *

<u>Acct</u>	<u>Description</u>	<u>2014 Proposed</u>	<u>2013 Budget</u>	<u>Difference</u>	<u>'12 Budget</u>	<u>'12 Expended</u>	<u>'11 Expended</u>
Salaries:							
1xx	Total Salaries	\$31,814,310.06	\$32,004,591.62	(\$190,281.56)	\$32,179,569.83	\$31,148,849.89	\$31,585,578.22
Benefits:							
210	Group Insurance	\$7,706,159.00	\$7,193,133.00	\$513,026.00	\$7,332,100.00	\$7,239,330.19	\$6,988,902.30
220	Social Security Contributions	\$2,369,629.91	\$2,394,648.26	(\$25,018.35)	\$2,547,477.13	\$2,356,164.24	\$2,346,866.56
231	Non-teacher Retirement	\$605,975.35	\$488,495.55	\$117,479.80	\$583,635.34	\$513,048.55	\$539,548.36
232	Teacher Retirement	\$3,710,038.29	\$3,008,251.10	\$701,787.19	\$2,453,938.34	\$2,817,453.02	\$2,013,434.76
240	Tuition Reimbursement	\$185,900.00	\$182,400.00	\$3,500.00	\$205,273.00	\$168,222.79	\$155,377.86
250	Unemployment Compensation	\$37,000.00	\$32,000.00	\$5,000.00	\$30,000.00	\$43,503.63	\$31,376.71
260	Worker's Compensation	\$159,530.00	\$147,800.00	\$11,730.00	\$140,000.00	\$138,116.00	\$131,059.00
290	Other Employee Benefits	\$31,000.00	\$29,000.00	\$2,000.00	\$29,500.00	\$30,498.66	\$26,041.43
	Subtotal - Salaries & Benefits	\$46,619,542.61	\$45,480,319.53	\$1,139,223.08	\$45,501,493.64	\$44,455,186.97	\$43,818,185.20
Expenses:							
64x/650	Books, Info. Res. & Software	\$941,275.41	\$664,148.94	\$277,126.47	\$668,564.08	\$518,761.58	\$568,656.15
320-340	Professional Services	\$1,069,678.25	\$973,143.00	\$96,535.25	\$923,844.51	\$947,480.09	\$856,090.83
73x	Equipment	\$862,442.76	\$795,252.57	\$67,190.19	\$763,267.83	\$716,875.32	\$842,799.00
519	Student Transportation	\$2,701,611.63	\$2,639,653.00	\$61,958.63	\$2,696,852.59	\$2,488,363.73	\$2,589,011.16
310	Official/Admin Services (incl. SAU)	\$1,083,131.00	\$1,042,866.00	\$40,265.00	\$1,040,099.00	\$1,051,671.57	\$1,034,943.59
53x	Telephone / Comm.	\$156,430.00	\$147,180.00	\$9,250.00	\$134,700.00	\$154,778.75	\$142,382.91
520	Insurance	\$178,035.00	\$174,000.00	\$4,035.00	\$191,300.00	\$182,409.00	\$173,925.00
62x	Utilities / Energy	\$1,153,201.00	\$1,149,200.00	\$4,001.00	\$1,170,950.00	\$743,526.39	\$878,887.71
420	Cleaning Services	\$85,000.00	\$81,000.00	\$4,000.00	\$80,528.00	\$68,593.36	\$75,652.99
43x	Repair and Maintenance	\$515,161.00	\$511,926.00	\$3,235.00	\$456,840.58	\$438,639.30	\$452,224.55
390	Game Expenses	\$79,550.00	\$77,500.00	\$2,050.00	\$86,550.00	\$79,274.88	\$71,063.36
880/890	Miscellaneous Expense	\$103,100.00	\$101,100.00	\$2,000.00	\$64,893.12	\$72,687.35	\$65,455.61
810	Dues and Fees	\$85,394.00	\$83,474.00	\$1,920.00	\$72,255.00	\$71,155.66	\$64,308.41
410	Water/Sewer/Septic	\$29,000.00	\$29,000.00	\$0.00	\$25,000.00	\$22,484.48	\$21,661.24
422	Snow Removal	\$6,700.00	\$6,700.00	\$0.00	\$6,200.00	\$1,200.00	\$16,182.50
441	Rental Land & Buildings	\$0.00	\$0.00	\$0.00	\$1,136.00	\$1,135.74	\$15,944.38
490	Other Purchased Property Serv	\$3,400.00	\$3,400.00	\$0.00	\$3,400.00	\$3,420.00	\$3,420.00
534	Postage	\$5,100.00	\$5,100.00	\$0.00	\$6,500.00	\$2,591.84	\$3,102.57
540	Advertising	\$8,000.00	\$8,000.00	\$0.00	\$10,011.80	\$3,144.19	\$2,615.19
550	Printing	\$13,560.00	\$14,850.00	(\$1,290.00)	\$16,650.00	\$13,751.46	\$12,894.08
580	Travel/Workshops	\$56,375.00	\$64,325.00	(\$7,950.00)	\$59,725.00	\$39,781.26	\$52,639.77
56x	Tuition	\$1,933,790.00	\$1,943,700.00	(\$9,910.00)	\$2,071,917.69	\$1,702,961.77	\$1,769,207.90
450	Construction Services	\$457,310.00	\$472,400.00	(\$15,090.00)	\$640,624.98	\$556,224.16	\$777,138.61
610	Supplies	\$1,037,130.12	\$1,071,028.80	(\$33,898.68)	\$1,069,755.12	\$943,702.09	\$958,301.52
830/910	Bond Prin. & Interest	\$2,146,000.00	\$2,230,000.00	(\$84,000.00)	\$2,314,000.00	\$2,314,000.00	\$2,398,000.00
930	Fund Transfers (offset by revenue)	\$2,942,500.00	\$3,252,500.00	(\$310,000.00)	\$3,252,500.00	\$3,592,906.14	\$3,328,607.42
	Subtotal - Expenses	\$17,652,875.17	\$17,541,497.31	\$111,377.86	\$17,828,065.30	\$16,731,520.11	\$17,175,116.45
	Total	\$64,272,417.78	\$63,021,816.84	\$1,250,600.94	\$63,329,558.94	\$61,186,707.08	\$60,993,301.65

TIMBERLANE REGIONAL SCHOOL DISTRICT

2013 - 2014 Proposed Budget

<u>Account</u>	<u>Description</u>	<u>2011-2012 Budget</u>	<u>2011-2012 Expended</u>	<u>2012-2013 Budget</u>	<u>PROPOSED</u>	
					<u>2013-2014 Sch Board</u>	<u>2013-2014 Bud Comm</u>
1100	Regular Programs					
1100.112	PROFESSIONAL SALARIES	16,440,767	15,700,899	15,916,910	15,522,520	15,522,520
1100.114	EDUCATIONAL ASSISTANTS SALARIES	1,011,877	976,965	1,046,772	1,026,319	1,026,319
1100.115	OFFICE SALARIES	0	24,561	24,783	25,509	25,509
1100.122	SUBSTITUTE SALARIES-TEACHERS	293,693	363,735	289,812	290,258	290,258
1100.123	LONG TERM SUBSTITUTES	136,796	214,953	130,000	130,000	130,000
1100.320	PROFESSIONAL EDUC. SERVICES	0	0	2,000	2,000	2,000
1100.330	OTHER PROFESSIONAL SERVICES	49,900	28,230	45,200	44,700	44,700
1100.430	REPAIR AND MAINTENANCE	29,689	19,104	29,221	31,871	31,871
1100.550	PRINTING	5,000	4,980	5,000	5,000	5,000
1100.580	TRAVEL/WORKSHOPS	9,850	5,248	10,300	10,300	10,300
1100.610	SUPPLIES	565,089	513,039	581,707	532,080	532,080
1100.640	BOOKS & INFO RESOURCES	228,762	165,564	175,440	412,729	412,729
1100.643	INFORMATION ACCESS FEES	60,235	14,574	93,310	83,245	83,245
1100.650	SOFTWARE	108,730	101,334	119,508	96,890	96,890
1100.733	NEW EQUIPMENT	67,646	65,678	98,417	92,274	92,274
1100.734	NEW COMPUTER EQUIP	135,874	134,042	70,650	184,699	184,699
1100.737	REPLACEMENT EQUIPMENT	89,123	65,704	58,347	48,987	48,987
1100.738	REPLACEMENT COMPUTER EQUIP	250,442	240,953	323,475	298,000	298,000
1100.810	DUES AND FEES	7,740	5,931	7,340	10,340	10,340
	TOTAL	19,491,214	18,645,494	19,028,191	18,847,721	18,847,721
1200	Special Programs					
1200.111	ADMINISTRATIVE SALARIES	149,085	149,085	155,108	165,777	165,777
1200.112	PROFESSIONAL SALARIES	3,342,570	3,301,437	3,434,110	3,414,742	3,414,742
1200.114	EDUCATIONAL ASSISTANTS SALARIES	2,045,944	1,978,103	2,159,282	2,187,060	2,187,060
1200.115	OFFICE SALARIES	46,733	67,543	68,218	63,794	63,794
1200.117	HOME INSTRUCTION/ESOL	64,938	74,917	68,886	75,886	75,886
1200.124	SUBSTITUTE SALARIES-ASSISTANTS	31,089	57,048	50,000	50,000	50,000
1200.330	OTHER PROFESSIONAL SERVICES	298,320	385,786	372,200	427,200	427,200
1200.430	REPAIR AND MAINTENANCE	0	465	1,260	1,260	1,260
1200.564	TUITION-PRIVATE	1,995,218	1,655,032	1,891,700	1,881,790	1,881,790
1200.580	TRAVEL/WORKSHOPS	13,500	7,970	15,340	9,740	9,740
1200.610	SUPPLIES	34,000	20,375	35,475	39,039	39,039
1200.640	BOOKS & INFO RESOURCES	15,000	10,184	14,711	38,353	38,353
1200.733	NEW EQUIPMENT	8,200	2,610	10,340	9,110	9,110
1200.737	REPLACEMENT EQUIPMENT	800	0	3,515	3,219	3,219
1200.738	REPLACEMENT COMPUTER EQUIP	0	0	21,000	15,200	15,200
	TOTAL	8,045,396	7,710,555	8,301,145	8,382,169	8,382,169
1300	Vocational Programs					
1300.561	TUITION-OTHER LEA'S IN STATE	76,700	47,929	52,000	52,000	52,000
	TOTAL	76,700	47,929	52,000	52,000	52,000
1410	Extra-Curricular Act.					
1410.112	PROFESSIONAL SALARIES	102,128	104,535	103,734	104,035	104,035
1410.610	SUPPLIES	37,600	17,391	32,800	33,000	33,000
1410.810	DUES AND FEES	4,500	4,470	12,825	13,250	13,250
1410.890	MISCELLANEOUS EXPENSE	16,295	14,900	27,500	29,500	29,500
	TOTAL	160,522	141,296	176,859	179,785	179,785

TIMBERLANE REGIONAL SCHOOL DISTRICT

2013 - 2014 Proposed Budget

<u>Account</u>	<u>Description</u>	<u>2011-2012 Budget</u>	<u>2011-2012 Expended</u>	<u>2012-2013 Budget</u>	<u>PROPOSED</u>	
					<u>2013-2014 Sch Board</u>	<u>2013-2014 Bud Comm</u>
1420	School Athletics					
1420.111	ADMINISTRATIVE SALARIES	89,826	89,826	93,455	95,791	95,791
1420.112	PROFESSIONAL SALARIES	239,017	212,778	244,320	257,098	257,098
1420.115	OFFICE SALARIES	25,235	26,774	27,754	28,415	28,415
1420.330	OTHER PROFESSIONAL SERVICES	44,330	44,570	34,320	37,130	37,130
1420.390	GAME EXPENSES	86,550	79,275	77,550	79,550	79,550
1420.430	REPAIR AND MAINTENANCE	7,700	6,924	7,700	7,700	7,700
1420.520	INSURANCE	9,800	8,851	9,800	9,800	9,800
1420.580	TRAVEL/WORKSHOPS	975	712	975	975	975
1420.610	SUPPLIES	55,200	49,454	30,698	30,698	30,698
1420.733	NEW EQUIPMENT	5,884	3,154	17,300	23,600	23,600
1420.737	REPLACEMENT EQUIPMENT	6,976	22,267	9,225	9,225	9,225
1420.810	DUES AND FEES	8,100	7,036	8,100	8,825	8,825
1420.880	MISCELLANEOUS EXPENSE	0	0	3,000	3,000	3,000
1420.890	HOCKEY/SKI/SWIM FEES	35,560	29,503	50,600	50,600	50,600
	TOTAL	615,152	581,122	614,797	642,407	642,407
1430	Summer School					
1430.112	PROFESSIONAL SALARIES	19,150	18,610	19,150	19,200	19,200
1430.320	PROFESSIONAL EDUC. SERVICES	0	0	0	1,100	1,100
1430.610	SUPPLIES	1,000	926	300	300	300
	TOTAL	20,150	19,536	19,450	20,600	20,600
1490	Driver Education					
1490.111	ADMINISTRATIVE SALARIES	2,000	0	2,000	2,000	2,000
1490.112	PROFESSIONAL SALARIES	130,998	132,028	123,747	126,828	126,828
1490.430	REPAIR AND MAINTENANCE	5,050	4,472	4,000	4,000	4,000
1490.610	SUPPLIES	200	199	200	300	300
1490.626	GASOLINE	7,750	7,875	6,000	9,000	9,000
1490.737	REPLACEMENT EQUIPMENT	0	0	19,000	0	0
	TOTAL	145,998	144,573	154,947	142,128	142,128
1600	Evening Div. / Adult-Cont Ed Prog					
1600.111	ADMINISTRATIVE SALARIES	41,239	44,786	41,820	42,866	42,866
1600.112	PROFESSIONAL SALARIES	94,000	87,415	94,531	102,050	102,050
1600.610	SUPPLIES	7,550	7,122	10,397	11,397	11,397
1600.640	BOOKS & INFO RESOURCES	583	387	500	3,500	3,500
1600.643	INFORMATION ACCESS FEES	28,470	23,890	28,470	29,340	29,340
	TOTAL	171,842	163,600	175,718	189,153	189,153
1800	Oth Community Svcs					
1820.118	COMMUNITY SERVICE	1	0	0	1	1
	TOTAL	1	0	0	1	1
2112	Attend & Social Work Serv					
2112.111	ADMINISTRATIVE SALARIES	1	0	0	0	0
2112.112	PROFESSIONAL SALARIES	0	0	0	72,000	72,000
2112.320	PROFESSIONAL EDUCATIONAL SERV.	44,465	47,147	44,465	1,000	1,000
	TOTAL	44,466	47,147	44,465	73,000	73,000

TIMBERLANE REGIONAL SCHOOL DISTRICT

2013 - 2014 Proposed Budget

<u>Account</u>	<u>Description</u>	<u>2011-2012 Budget</u>	<u>2011-2012 Expended</u>	<u>2012-2013 Budget</u>	<u>PROPOSED</u>	
					<u>2013-2014 Sch Board</u>	<u>2013-2014 Bud Comm</u>
2122	Guidance Services					
2122.111	ADMINISTRATIVE SALARIES	76,347	76,347	79,431	81,417	81,417
2122.112	PROFESSIONAL SALARIES	1,028,987	940,202	956,530	937,160	937,160
2122.115	OFFICE SALARIES	120,133	121,172	124,938	125,454	125,454
2122.320	PROFESSIONAL EDUCATIONAL SERV.	4,980	1,880	7,975	7,781	7,781
2122.534	POSTAGE	2,600	15	700	700	700
2122.550	PRINTING	3,650	3,297	3,850	2,560	2,560
2122.580	TRAVEL/WORKSHOPS	500	75	500	500	500
2122.610	SUPPLIES	3,980	3,473	4,157	3,824	3,824
2122.640	BOOKS & INFO RESOURCES	3,010	2,168	3,176	2,614	2,614
2122.733	NEW EQUIPMENT	0	0	570	410	410
2122.810	DUES AND FEES	490	0	294	294	294
	TOTAL	1,244,677	1,148,628	1,182,121	1,162,714	1,162,714
2134	Health Services					
2134.113	NURSES SALARIES	557,517	496,697	525,729	489,676	489,676
2134.115	OFFICE SALARIES	39,498	40,431	41,207	42,560	42,560
2134.330	OTHER PROFESSIONAL SERVICES	4,000	5,363	7,270	6,845	6,845
2134.340	TECHNICAL SERVICES	5,000	4,970	5,000	5,000	5,000
2134.430	REPAIR AND MAINTENANCE	900	843	900	900	900
2134.580	TRAVEL/WORKSHOPS	500	62	500	500	500
2134.610	SUPPLIES	20,000	18,382	23,000	23,000	23,000
2134.640	BOOKS & INFO RESOURCES	200	173	700	700	700
2134.733	NEW EQUIPMENT	275	219	4,000	1,230	1,230
2134.734	NEW COMPUTER EQUIP	1,500	0	0	0	0
2134.737	REPLACEMENT EQUIPMENT	4,320	3,754	2,900	1,238	1,238
	TOTAL	633,709	570,895	611,206	571,649	571,649
2143	Psychological Serv					
2143.112	PROFESSIONAL SALARIES	333,179	325,119	333,744	346,288	346,288
2143.330	OTHER PROFESSIONAL SERVICES	15,935	4,853	11,500	10,000	10,000
2143.580	TRAVEL/WORKSHOPS	1,000	267	1,000	1,000	1,000
2143.610	SUPPLIES	9,670	8,553	9,850	9,090	9,090
2143.640	BOOKS & INFO RESOURCES	0	0	525	525	525
2143.733	NEW EQUIPMENT	500	0	500	350	350
2149.810	SERESC	16,500	15,390	15,390	14,760	14,760
	TOTAL	376,784	354,182	372,509	382,013	382,013
2152	Speech Path & Audio					
2152.112	PROFESSIONAL SALARIES	820,595	831,381	871,418	691,815	691,815
2152.114	EDUCATIONAL ASSISTANTS SALARIES	53,144	21,112	51,983	151,170	151,170
2152.330	OTHER PROF SERVICES	37,700	95,975	76,900	111,900	111,900
2152.580	TRAVEL/WORKSHOPS	700	675	700	700	700
2152.610	SUPPLIES	6,800	4,654	7,730	5,511	5,511
2152.640	BOOKS & INFO RESOURCES	1,000	664	370	340	340
2152.733	NEW EQUIPMENT	700	0	700	8,160	8,160
	TOTAL	920,639	954,461	1,009,801	969,595	969,595
2190	Other Svcs - Pupils					
2190.112	PROF. SALARIES (offset by revenue)	101,827	69,077	100,000	100,000	100,000
2190.330	OTHER PROFESSIONAL SERVICES	9,800	260	0	0	0
	TOTAL	111,627	69,337	100,000	100,000	100,000

TIMBERLANE REGIONAL SCHOOL DISTRICT

2013 - 2014 Proposed Budget

<u>Account</u>	<u>Description</u>	<u>2011-2012 Budget</u>	<u>2011-2012 Expended</u>	<u>2012-2013 Budget</u>	<u>PROPOSED</u>	
					<u>2013-2014 Sch Board</u>	<u>2013-2014 Bud Comm</u>
2210	Improvement of Instruction					
2210.320	PROFESSIONAL EDUCATIONAL SERV.	25,700	12,525	20,000	46,000	46,000
2210.330	NEASC EVALUATION	1,000	450	1,000	1,000	1,000
2213.111	ADMINISTRATIVE SALARIES	0	0	0	104,550	104,550
2213.112	PROFESSIONAL SALARIES	29,927	21,345	26,000	26,000	26,000
2213.240	PROFESSIONAL IMPROVEMENT	205,273	168,223	182,400	185,900	185,900
2213.320	IN-SERVICE TRAINING	79,354	51,776	91,050	92,197	92,197
2213.321	IN-SERVICE REGIONAL	12,523	7,953	10,023	10,050	10,050
2213.580	TRAVEL/WORKSHOPS	0	186	0	0	0
2213.610	SUPPLIES	0	0	500	500	500
2213.640	BOOKS & INFO RESOURCES	3,227	3,201	3,500	3,500	3,500
2219.610	OTHER EXPENSE-INST	3,414	3,400	5,500	2,500	2,500
	TOTAL	360,418	269,059	339,973	472,197	472,197
2222	Ed Media Services					
2222.112	PROFESSIONAL SALARIES	335,530	326,154	330,953	330,953	330,953
2222.114	EDUCATIONAL ASSISTANTS SALARIES	161,644	74,798	154,409	146,597	146,597
2222.610	SUPPLIES	6,558	6,191	6,597	7,465	7,465
2222.640	BOOKS & INFO RESOURCES	60,105	57,885	58,292	62,172	62,172
2222.641	WORKBOOKS	14,769	13,906	14,637	13,763	13,763
2222.643	INFORMATION ACCESS FEES	22,487	21,306	23,968	21,323	21,323
2222.733	NEW EQUIPMENT	2,321	2,167	0	664	664
2222.737	REPLACEMENT EQUIPMENT	5,000	5,000	14,370	2,275	2,275
2223.112	PROFESSIONAL SALARIES	900	0	900	900	900
2223.430	REPAIR AND MAINTENANCE	1,075	1,004	900	1,080	1,080
2223.580	TRAVEL/WORKSHOPS	0	0	400	400	400
2223.610	SUPPLIES	6,780	5,616	4,783	4,897	4,897
2223.640	AUDIO VISUAL	7,436	6,864	6,964	7,177	7,177
2223.733	NEW EQUIPMENT	3,329	3,180	3,330	2,349	2,349
2223.737	REPLACEMENT EQUIPMENT	1,225	1,095	2,656	878	878
2224.340	EDUCATIONAL TV	3,565	0	3,565	0	0
	TOTAL	632,723	525,167	626,724	602,893	602,893
2311	School Board Service					
2311.111	SALARIES - SCHOOL BOARD	9,200	9,200	9,200	9,200	9,200
2312.115	SCH BOARD CLK	2,039	2,800	2,400	2,400	2,400
2312.610	SUPPLIES	360	0	360	360	360
2313.111	SALARY - TREAS/ASST	3,300	3,300	3,400	3,400	3,400
2313.610	SUPPLIES	1,000	1,226	1,000	1,000	1,000
2314.340	ANNUAL MEETING STIPENDS	1,200	830	1,200	1,200	1,200
2314.550	PRINTING - ANNUAL RPT & BALLOTS	8,000	5,474	6,000	6,000	6,000
2314.610	ANNUAL MEETING SUPPLIES	400	0	400	400	400
2317.330	OTHER PROF SERVICES-AUDIT	26,000	23,966	27,000	27,000	27,000
2318.330	OTHER PROF SERVICES-LEGAL	81,397	90,059	70,000	70,000	70,000
2319.115	BUDGET COMMITTEE CLERK	1,029	880	1,050	1,050	1,050
2319.340	EXP - SCHOOL BD SUB-COMM	3,000	0	3,000	3,000	3,000
2319.540	RECRUITMENT	10,012	3,144	8,000	8,000	8,000
2319.580	SCH BOARD CONFERENCES	1,500	1,467	1,500	1,500	1,500
2319.810	DUES AND FEES	11,000	13,780	15,000	15,000	15,000
2319.890	MISCELLANEOUS EXPENSE	13,039	28,285	20,000	20,000	20,000
	TOTAL	172,476	184,410	169,510	169,510	169,510
2320	Office Supt Services					
2320.310	SAU #55 BUDGET	1,002,073	1,002,073	990,866	1,028,131	1,028,131
	TOTAL	1,002,073	1,002,073	990,866	1,028,131	1,028,131

TIMBERLANE REGIONAL SCHOOL DISTRICT

2013 - 2014 Proposed Budget

<u>Account</u>	<u>Description</u>	<u>2011-2012 Budget</u>	<u>2011-2012 Expended</u>	<u>2012-2013 Budget</u>	<u>PROPOSED</u>	
					<u>2013-2014 Sch Board</u>	<u>2013-2014 Bud Comm</u>
2330	Sp Area Admin. Svcs					
2330.111	ADMINISTRATIVE SALARIES	185,336	181,198	190,060	194,811	194,811
2330.112	PROFESSIONAL SALARIES	32,618	32,046	32,618	32,618	32,618
2330.115	OFFICE SALARIES	81,257	83,064	82,641	84,455	84,455
2330.330	OTHER PROFESSIONAL SERVICES	30,000	300	0	0	0
2330.531	VOICE COMMUNICATIONS	500	240	480	480	480
2330.534	POSTAGE	400	276	400	400	400
2330.580	TRAVEL/WORKSHOPS	7,000	6,088	9,110	9,260	9,260
2330.610	SUPPLIES	1,000	596	800	600	600
	TOTAL	338,110	303,808	316,109	322,623	322,623
2340	Dir-Curriculum					
2340.111	ADMINISTRATIVE SALARIES	201,774	201,774	205,810	210,956	210,956
2340.115	OFFICE SALARIES	31,767	31,944	32,296	32,296	32,296
2340.580	TRAVEL/WORKSHOPS	4,700	3,099	4,500	4,500	4,500
2340.610	SUPPLIES	11,757	9,035	6,000	8,000	8,000
2340.640	BOOKS & INFO RESOURCES	0	0	2,000	2,000	2,000
2340.810	DUES AND FEES	4,000	3,946	3,800	4,000	4,000
	TOTAL	253,998	249,797	254,406	261,752	261,752
2410	Office Of The Principal					
2410.111	ADMINISTRATIVE SALARIES	1,406,246	1,405,355	1,443,567	1,558,159	1,558,159
2410.114	EDUCATIONAL ASSISTANTS SALARIES	22,884	3,279	0	0	0
2410.115	OFFICE SALARIES	523,519	552,582	552,374	567,694	567,694
2410.531	VOICE COMMUNICATIONS	134,200	154,539	146,700	155,950	155,950
2410.534	POSTAGE	3,500	2,301	4,000	4,000	4,000
2410.580	TRAVEL/WORKSHOPS	5,000	5,167	5,000	5,500	5,500
2410.610	SUPPLIES	74,017	64,673	82,800	95,500	95,500
2410.640	BOOKS & INFO RESOURCES	3,000	2,006	5,450	3,000	3,000
2410.733	NEW EQUIPMENT	9,740	9,155	7,900	3,825	3,825
2410.737	REPLACEMENT EQUIPMENT	51,437	50,144	12,558	51,750	51,750
2410.810	DUES AND FEES	19,925	20,603	20,725	18,925	18,925
	TOTAL	2,253,468	2,269,805	2,281,073	2,464,303	2,464,303
2490	Oth Svcs - Sch Admin					
2490.111	ADMINISTRATIVE SALARIES	70,163	70,163	72,998	74,822	74,822
2490.112	PROFESSIONAL SALARIES	68,073	63,300	69,519	71,744	71,744
2490.610	GRADUATION EXPENSE	26,500	25,616	26,500	27,000	27,000
	TOTAL	164,736	159,079	169,017	173,566	173,566
2510	Fiscal Services					
2510.310	CONT SERVICES - MEDICAID	38,026	49,599	52,000	55,000	55,000
	TOTAL	38,026	49,599	52,000	55,000	55,000
2610	Op & Maint - Super.					
2610.111	ADMINISTRATIVE SALARIES	73,437	74,906	76,404	78,314	78,314
	TOTAL	73,437	74,906	76,404	78,314	78,314

TIMBERLANE REGIONAL SCHOOL DISTRICT

2013 - 2014 Proposed Budget

<u>Account</u>	<u>Description</u>	<u>2011-2012 Budget</u>	<u>2011-2012 Expended</u>	<u>2012-2013 Budget</u>	<u>PROPOSED</u>	
					<u>2013-2014 Sch Board</u>	<u>2013-2014 Bud Comm</u>
2620	Op & Maint - Plant					
2620.115	OFFICE SALARIES	20,583	0	0	0	0
2620.116	CUSTODIAL SALARIES	1,352,244	1,327,857	1,408,396	1,382,305	1,382,305
2620.126	SUBSTITUTE SALARIES-CUSTODIAL	0	6,912	0	0	0
2620.290	OTHER EMPLOYEE BENEFITS	22,000	29,867	24,000	26,000	26,000
2620.330	OTHER PROFESSIONAL SERVICES	55,275	53,145	47,275	71,375	71,375
2620.410	WATER/SEWER/SEPTIC	25,000	22,484	29,000	29,000	29,000
2620.420	RUBBISH REMOVAL	62,000	54,845	63,000	63,000	63,000
2620.430	REPAIR AND MAINTENANCE	155,852	152,871	143,400	143,400	143,400
2620.441	RENT - PORTABLES	1,136	1,136	0	0	0
2620.520	INSURANCE	181,500	173,558	164,200	168,235	168,235
2620.580	TRAVEL/WORKSHOPS	14,500	8,767	14,500	11,500	11,500
2620.610	SUPPLIES	161,801	164,363	164,475	165,670	165,670
2620.621	NATURAL GAS	235,000	129,713	220,000	220,000	220,000
2620.622	ELECTRICITY	650,000	463,449	650,000	650,000	650,000
2620.623	BOTTLED GAS	10,000	7,744	10,000	10,000	10,000
2620.624	FUEL OIL	251,200	123,356	251,200	251,200	251,200
2620.629	OTHER ENERGY	7,000	0	1,000	1	1
2620.643	INFORMATION ACCESS FEES	7,000	0	7,000	7,000	7,000
2620.737	REPLACEMENT EQUIPMENT	81,000	71,396	85,000	85,000	85,000
	TOTAL	3,293,091	2,791,465	3,282,446	3,283,686	3,283,686
2630	Op & Maint - Grounds					
2630.420	CONTRACT SERVICES	18,528	13,748	18,000	22,000	22,000
2630.422	SNOW REMOVAL	6,200	1,200	6,700	6,700	6,700
2630.430	REPAIR AND MAINTENANCE	2,500	5,723	2,500	2,500	2,500
2630.610	SUPPLIES	25,001	10,964	25,000	25,000	25,000
2630.733	NEW EQUIPMENT	5,900	5,900	0	0	0
	TOTAL	58,129	37,535	52,200	56,200	56,200
2640	Op & Maint - Equip.					
2640.430	REPAIR AND MAINTENANCE	150,000	138,008	152,000	152,000	152,000
	TOTAL	150,000	138,008	152,000	152,000	152,000
2650	Op & Maint - Vehicle					
2650.430	REPAIR AND MAINTENANCE	3,000	4,899	3,000	3,000	3,000
2650.626	VEHICLE FUEL	10,000	11,389	11,000	13,000	13,000
2650.733	NEW EQUIPMENT	0	0	0	18,000	18,000
	TOTAL	13,000	16,288	14,000	34,000	34,000
2660	Op & Maint - Other					
2660.330	SCH RESOURCE OFFICER	56,000	57,732	60,000	61,000	61,000
2660.340	SECURITY	34,399	29,710	32,200	32,200	32,200
2660.430	REPAIR AND MAINTENANCE	8,400	20,147	8,400	8,400	8,400
2660.490	ALARM MONITORING	3,400	3,420	3,400	3,400	3,400
2660.737	REPLACEMENT EQUIPMENT	0	1,984	0	0	0
	TOTAL	102,200	112,993	104,000	105,000	105,000
2721	Pupil Trans Services					
2721.519	STUDENT TRANSPORTATION	1,642,073	1,637,852	1,653,132	1,711,691	1,711,691
2722.519	STUDENT TRANS-SPEC ED	870,950	684,997	804,350	806,250	806,250
2723.519	STUDENT TRANS-OTHER	52,750	50,284	50,721	52,063	52,063
2724.519	STUDENT TRANS-TEAM	86,900	79,872	86,900	86,900	86,900
2725.519	STUDENT TRANS-FIELD TRIPS	30,179	23,816	29,550	29,708	29,708
2729.519	STUDENT TRANS-MUSIC	14,000	11,543	15,000	15,000	15,000
	TOTAL	2,696,853	2,488,364	2,639,653	2,701,612	2,701,612

TIMBERLANE REGIONAL SCHOOL DISTRICT

2013 - 2014 Proposed Budget

<u>Account</u>	<u>Description</u>	<u>2011-2012 Budget</u>	<u>2011-2012 Expended</u>	<u>2012-2013 Budget</u>	<u>PROPOSED</u>	
					<u>2013-2014 Sch Board</u>	<u>2013-2014 Bud Comm</u>
2840	Data Proc Services					
2840.111	ADMINISTRATIVE SALARIES	93,767	93,767	95,642	98,033	98,033
2840.114	OPERATION SALARIES	34,024	34,689	34,585	35,365	35,365
2840.430	REPAIR AND MAINTENANCE	12,875	10,077	15,145	0	0
2840.610	SUPPLIES	10,079	8,455	10,000	10,000	10,000
2840.643	INFORMATION ACCESS FEES	16,850	18,753	35,368	33,425	33,425
2840.650	SOFTWARE	87,700	75,903	70,260	119,680	119,680
2840.733	NEW EQUIPMENT	20,285	16,653	0	0	0
2840.734	NEW COMPUTER EQUIP	0	1,010	0	0	0
2840.738	REPLACEMENT COMPUTER EQUIP	10,790	10,809	29,500	2,000	2,000
	TOTAL	286,369	270,115	290,500	298,503	298,503
2900	Other Services					
2900.210	GROUP INSURANCE	7,332,100	7,239,330	7,193,133	7,706,159	7,706,159
2900.220	SOCIAL SECURITY	2,547,477	2,356,164	2,394,648	2,369,630	2,369,630
2900.231	CLASSIFIED RETIREMENT	583,635	513,049	488,496	605,975	605,975
2900.232	TEACHER RETIREMENT	2,453,938	2,817,453	3,008,251	3,710,038	3,710,038
2900.250	UNEMPLOYMENT COMPENSATION	30,000	43,504	32,000	37,000	37,000
2900.260	WORKER'S COMPENSATION	140,000	138,116	147,800	159,530	159,530
2900.290	OTHER EMPLOYEE BENEFITS	7,500	632	5,000	5,000	5,000
	TOTAL	13,094,651	13,108,248	13,269,328	14,593,333	14,593,333
4200	Site Improvements					
4200.430	SITE MAINTENANCE	79,800	74,104	143,500	159,050	159,050
	TOTAL	79,800	74,104	143,500	159,050	159,050
4600	Bldg Improvements					
4600.450	BUILDING MAINTENANCE	640,625	556,224	472,400	457,310	457,310
	TOTAL	640,625	556,224	472,400	457,310	457,310
5110	Debt Service - Prin.					
5110.910	PRINCIPAL	1,600,000	1,600,000	1,600,000	1,600,000	1,600,000
	TOTAL	1,600,000	1,600,000	1,600,000	1,600,000	1,600,000
5120	Debt Service - Int.					
5120.830	INTEREST	714,000	714,000	630,000	546,000	546,000
	TOTAL	714,000	714,000	630,000	546,000	546,000
5221	Fund Transfers (offset by revenue)					
5221.930	FOOD SERVICE FUND	1,625,000	1,533,975	1,625,000	1,625,000	1,625,000
5222.930	FEDERAL PROJECTS	1,350,000	1,785,117	1,350,000	1,240,000	1,240,000
5223.930	PAC	77,500	73,815	77,500	77,500	77,500
	TOTAL	3,052,500	3,392,906	3,052,500	2,942,500	2,942,500
5250	Trans To Cap Resv Fd					
5250.930	CAPITAL RESERVE	200,000	200,000	200,000	0	0
	TOTAL	200,000	200,000	200,000	0	0
5310	Alloc to Charter Schools					
5310.890	MISCELLANEOUS EXPENSE	0	0	0	0	0
	TOTAL	0	0	0	0	0
	GRAND TOTAL	63,329,559	61,186,707	63,021,817	64,272,418	64,272,418

Timberlane Regional School District
2013 - 2014 Revenue Budget

<u>Account</u>	<u>Description</u>	<u>2011-2012</u> <u>Budget</u>	<u>2011-2012</u> <u>Received</u>	<u>2012-2013</u> <u>Budget</u>	<u>Proposed</u>	
					<u>2013-2014</u> <u>Sch Board</u>	<u>2013-2014</u> <u>Bud Comm</u>
Local Revenue						
0770	Unassigned Fund Bal.	\$900,000	\$1,995,623	\$1,078,000	\$1,200,000	\$1,200,000
1310	Reg Day Tuition	80,000	143,059	80,000	90,000	90,000
1314	Summer School Tuition	15,000	3,525	15,000	5,000	5,000
1315	Driver Ed Tuition	110,000	121,296	155,000	145,000	145,000
1316	Eve. Div./Adult Ed Tuition	10,000	13,585	10,000	10,000	10,000
1510	Earned Income	8,000	4,512	7,000	4,500	4,500
1600	Food Service	1,257,000	1,084,736	1,257,000	1,257,000	1,257,000
1920	Permanent Funds	500	0	500	500	500
1990	Other Local Revenue	294,700	488,538	296,750	297,750	297,750
1990	SAU Rental	42,250	42,250	42,250	42,250	42,250
5223	PAC Programs	77,500	73,893	77,500	77,500	77,500
State Revenue						
3111	Education Grant	11,010,298	11,620,385	11,620,385	11,367,975	11,367,975
3210	Building Aid	1,103,810	1,103,811	1,103,810	1,103,810	1,103,810
3220	Kindergarten Aid	0	0	0	0	0
3249	Voc Ed Transportation	20,000	11,771	20,000	12,000	12,000
3260	Child Nutrition	18,000	18,827	18,000	18,000	18,000
3270	Driver Ed Aid	35,000	0	0	0	0
3230	Catastrophic Aid	500,000	563,438	500,000	500,000	500,000
3290	Other		55,091			
Federal Revenue						
4300	Federal Projects	1,350,000	1,785,117	1,350,000	1,240,000	1,240,000
4560	Lunch Reimbursements	350,000	436,478	350,000	350,000	350,000
4580	Medicaid	450,000	512,044	450,000	450,000	450,000
4590	Other					
Other Revenue						
5230	Trans- Capital Projects					
5250	Trans- Capital Reserve	300,000				
	Total Income	17,932,058	20,077,977	18,431,195	18,171,285	18,171,285
	District Assessment	45,004,997	42,942,286	44,590,622	46,101,133	46,101,133
	Total	62,937,055	63,020,263	63,021,817	64,272,418	64,272,418

**TIMBERLANE REGIONAL SCHOOL DISTRICT
2013 - 2014 DEFAULT BUDGET**

2012 - 2013 BUDGET \$63,021,817

ADJUSTMENTS

1490 Driver Educ. Vehicle	(\$19,000)
5250 Capital Reserve	(\$200,000)
1100-2490 Bargaining Unit Salaries, Teachers etc.	\$0
1100-2490 Teacher reductions due to enrollment	(\$252,872)
1100 Math Curriculum	\$260,000
1200 IEP Required Special Education Services	\$66,370
1600 Evening Division	\$13,434
2112 Attendance/Truancy	\$28,535
2152 Speech Services	\$40,211
22xx Improv of Instruction / Prof Dev.	\$135,224
2320 School Administrative Unit 55	\$37,265
2510 Medicaid Billing	\$3,000
2620 Property/Liability Ins. & ADHERA inspections	\$14,035
2650 Utilities	\$11,250
2660 Safety/Security/SRO	\$1,000
272x Transportation Contracts	\$61,959
2900 NH Retirement System	\$793,849
2900 FICA, Unemployment & Workers Comp	(\$26,343)
2900 Health Insurance	\$513,026
5120 Decrease in bond interest	(\$84,000)

TOTAL ADJUSTMENTS \$1,396,944

2013 - 2014 DEFAULT BUDGET \$64,418,761

2013 - 2014 PROPOSED BUDGET \$64,272,418

DIFFERENCE (\$146,343)

DEFAULT BUDGET OF THE SCHOOL

RSA 40:13, IX (b) "Default budget" as used in this subdivision means the amount of the same appropriations as contained in the operating budget authorized for the previous year, reduced and increased, as the case may be, by debt service, contracts, and other obligations previously incurred or mandated by law, and reduced by one-time expenditures contained in the operating budget. For the purposes of this paragraph, one-time expenditures shall be appropriations not likely to recur in the succeeding budget, as determined by the governing body, unless the provisions of RSA 40:14-b are adopted, of the local political subdivision.

Timberlane Regional School District

School Tax Rate Recap

Atkinson				
		<u>School Budget</u>	<u>Atkinson Share</u>	<u>School ** Tax Rate per \$1,000</u>
<u>Recent Tax Rates</u>	2011	\$ 62,937,055	\$ 12,164,969	\$ 14.60
	2012 *	\$ 63,021,817	\$ 12,366,049	\$ 14.76
<u>2013 (Recommended 2013-2014 school budget)</u>				
		\$ 64,272,418	\$ 12,976,424	\$ 15.33
		\$ 398,203	\$ 96,040	\$ 0.11
		\$ 200,000	\$ -	\$ -
	Total Recommended	\$ 64,870,621	\$ 13,072,464	\$ 15.44

Danville				
		<u>School Budget</u>	<u>Danville Share</u>	<u>School ** Tax Rate per \$1,000</u>
<u>Recent Tax Rates</u>	2011	\$ 62,937,055	\$ 7,018,087	\$ 21.53
	2012 *	\$ 63,021,817	\$ 7,007,001	\$ 21.18
<u>2013 (Recommended 2013-2014 school budget)</u>				
		\$ 64,272,418	\$ 7,389,923	\$ 22.12
		\$ 398,203	\$ 75,723	\$ 0.23
		\$ 200,000	\$ -	\$ -
	Total Recommended	\$ 64,870,621	\$ 7,465,646	\$ 22.35

* See annual report for detail calculation

** Combined local and state school rate

Timberlane Regional School District

School Tax Rate Recap


Plaistow				
		<u>School Budget</u>	<u>Plaistow Share</u>	School ** Tax Rate per \$1,000
<u>Recent Tax Rates</u>	2011	\$ 62,937,055	\$ 14,266,258	\$ 17.30
	2012 *	\$ 63,021,817	\$ 14,498,792	\$ 17.60
<u>2013 (Recommended 2013-2014 school budget)</u>				
		\$ 64,272,418	\$ 15,185,889	\$ 18.24
		\$ 398,203	\$ 119,971	\$ 0.14
		\$ 200,000	\$ -	\$ -
	Total Recommended	\$ 64,870,621	\$ 15,305,860	\$ 18.38

Sandown				
		<u>School Budget</u>	<u>Sandown Share</u>	School ** Tax Rate per \$1,000
<u>Recent Tax Rates</u>	2011	\$ 62,937,055	\$ 9,492,972	\$ 15.98
	2012 *	\$ 63,021,817	\$ 9,607,931	\$ 15.87
<u>2013 (Recommended 2013-2014 school budget)</u>				
		\$ 64,272,418	\$ 10,548,897	\$ 17.24
		\$ 398,203	\$ 106,470	\$ 0.17
		\$ 200,000	\$ -	\$ -
	Total Recommended	\$ 64,870,621	\$ 10,655,367	\$ 17.41

* See annual report for detail calculation

** Combined local and state school rate

TIMBERLANE REGIONAL SCHOOL DISTRICT DELIBERATIVE SESSION



Timberlane Performing Arts Center
February 7, 2013

Agenda

- The Budget Committee
 - Duties
 - Members
- 2013 – 2014 Operating Budget Presentation
 - Historic Trend
 - Major Budget Factors
 - Recommended vs Default
 - Tax Impact



DELIBERATIVE SESSION

The Budget Committee

Citizen Oversight of Budgeting Process

- Review Budget Preparation
 - Presentations by:
 - Administrators, Principals & Dept. Heads
 - Superintendent
 - Citizen's Groups, Committee Members, Others
- Ask Questions
- Suggest/Make Changes



DELIBERATIVE SESSION

Budget Committee Members

ATKINSON

Kate Rochford (2013)
Gregory Spero, Vice Chair (2015)

PLAISTOW

Barry Weymouth (2013)
Diane Rothwell (2014)
Vacant (2015)

DANVILLE

Michelle O'Neil, Chair (2013)
Dennis Francoeur (2014)

SANDOWN

Cathy Lisi (2013)
Donna Green (2015)

SCHOOL BOARD REPRESENTATIVE

Roger Barczak

DELIBERATIVE SESSION

Operating Budget



2012-2013 to 2013-2014

2013-2014 Proposed	\$64,272,418
2012-2013 Budget	\$62,821,817
Change	\$1,250,601
Percent	1.98


Recommended by both the School Board and Budget Committee

DELIBERATIVE SESSION

Historical Budget



Total Budget



Adjusted for prior year warrant articles

DELIBERATIVE SESSION

Increases in Operating Budget

Retirement System Rate Increase	\$819,267
Employee Insurance	513,026
Books and Info Resources/Software	277,126
Professional Services	96,535
Equipment	67,190
Transportation	61,959
SAU	37,265
TOTAL INCREASE	\$1,872,368



DELIBERATIVE SESSION

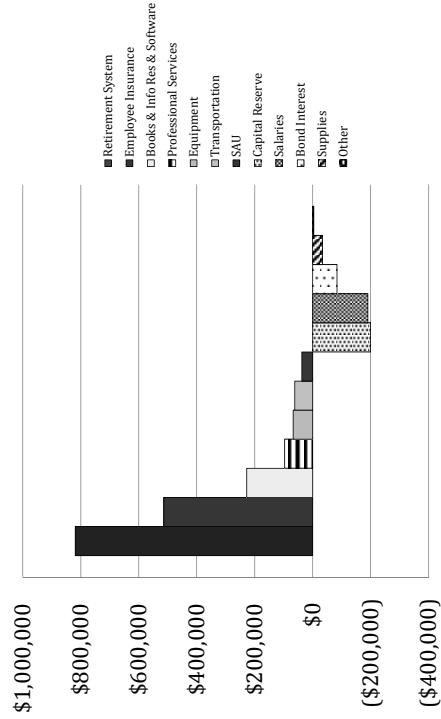
Decreases in Operating Budget

Capital Reserve	(\$200,000)
Fund Transfer (offset by revenue)	(110,000)
Salaries	(190,282)
Bond Interest	(84,000)
Supplies	(33,899)
Other	(3,586)
TOTAL DECREASE	(\$621,767)



DELIBERATIVE SESSION

Major Budget Factors



DELIBERATIVE SESSION

Operating Budget Changes By Major Category

2012-2013 to 2013-2014

Salaries and Benefits	\$1,139,223
Instruction Related	315,042
Facilities Related	(15,540)
Other	(188,124)
TOTAL DECREASE	\$1,250,601

Recommended by both the School Board and Budget Committee

DELIBERATIVE SESSION

Salaries and Benefits

Salaries	(\$190,282)
Insurance	513,026
NH Retirement Teachers	701,787
NH Retirement Employees	117,480
Social Security/Work Comp/ Unemployment	2,788
TOTAL	\$1,139,223



DELIBERATIVE SESSION

Instruction Related

Tuition (Special Ed & Vocational)	(\$9,910)
Books/Software	227,126
Equipment	9,190
Professional Services	72,535
Supplies	33,899
TOTAL	\$315,042



DELIBERATIVE SESSION

Facilities

Renovation & Repair	(\$460)
Elementary Phone System	40,000
Maintenance Van	18,000
AHERA (Asbestos) Inspections	10,000
Bond Interest	(84,000)
TOTAL	(\$15,540)



DELIBERATIVE SESSION

Other

Transportation Contracts	\$61,959
School Administrative Unit 55	37,265
Capital Reserve	(200,000)
Fund Transfers	(110,000)
Other	22,652
TOTAL	(\$188,124)



DELIBERATIVE SESSION

Recommended vs. Default

Recommended Budget	\$64,272,418
Default Budget	\$64,418,761
Difference	(\$146,343)
Percentage	(0.23)



DELIBERATIVE SESSION

Estimated Tax Rate Impact*

	2012	Recommended	Default
ATKINSON	\$14.76	\$15.33	\$15.37
DANVILLE	\$21.18	\$22.12	\$22.20
PLAISTOW	\$17.60	\$18.24	\$18.29
SANDOWN	\$15.87	\$17.24	\$17.30

* Combined local and state school rate

DELIBERATIVE SESSION

Cost per Pupil 2011-2012 *

State Average \$13,159
 Timberlane \$13,005
 45 districts spend less
 115 districts spend more

* Most recent data published by the NH Dept. of Education



DELIBERATIVE SESSION

Please Vote Tuesday, March 12th

ATKINSON COMMUNITY CENTER	7AM-8PM
DANVILLE COMMUNITY CENTER	8AM-7PM
POLLARD SCHOOL (PLAISTOW)	7AM-8PM
SANDOWN TOWN HALL	8AM-8PM



DELIBERATIVE SESSION