

# TIMBERLANE REGIONAL SCHOOL BOARD

ATKINSON, DANVILLE, PLAISTOW, SANDOWN

THURSDAY, APRIL 16, 2015

Regular Meeting - 7:30 PM

Superintendent's Office  
30 Greenough Road, Plaistow, NH

*Dr. Earl Metzler, II, Superintendent*  
*Dr. Roxanne Wilson, Asst. Superintendent*

*Nancy Steenson, Chair*  
*Peter Bealo, Vice Chair*

## AGENDA

1. **7:30 PM** Call to Order – Chair (15 minutes)
2. Roll Call – Clerk
3. Pledge of Allegiance
4. Approval of Minutes
  - a. April 2, 2015 public and nonpublic sessions
5. Delegations or Individuals
6. Current Business
  - a. **7:45PM** Wrestling Team Recognition – INFORMATIONAL (5 minutes)
  - b. **7:50PM** Destination Imagination Team\* – ACTION (10 minutes)
  - c. **8:00PM** Policies – ACTION (5 minutes)
  - d. **8:05PM** School Board Training – INFORMATIONAL (5 minutes)
  - e. **8:10PM** School Board Goals – INFORMATIONAL (5 minutes)
  - f. **8:15PM** Business Partnership Update\* – INFORMATIONAL (20 minutes)
  - g. **8:35PM** Summer Hours – ACTION (5 minutes)
  - h. **8:40PM** NESDEC Special Education Study (rejected by SLT) – INFORMATIONAL (5 minutes)
7. **8:45PM** Administrator's Report
  - a. Update on School Activities – INFORMATIONAL
8. Personnel Report
9. **8:55PM** Committee Reports
10. **9:05PM** Reports of the School Board
11. Correspondence Folder
12. Vendor and Payroll Registers
13. **9:15PM** Other Business
14. Non-public (if needed)
15. Future Dates

DATE	MEETING TYPE	LOCATION	TIME
April 22	SAU Board Meeting	SAU	7:00 PM
May 7	Regular Meeting	SAU	7:30 PM
May 21	Regular Meeting	SAU	7:30 PM
June 4	Regular Meeting	SAU	7:30 PM
June 18	Regular Meeting	SAU	7:30 PM

*The MISSION of the Timberlane Regional School District is to engage all students in challenging and relevant learning opportunities, emphasizing high aspirations and personal growth.*

# REGULAR MEETING AGENDA

## **1-3. OPEN MEETING**

*Self-explanatory.*

## **4. APPROVAL OF MINUTES**

*Recommendation to accept two sets of minutes: 4/2/15 public and nonpublic sessions.*

## **5. DELEGATION OR INDIVIDUALS**

## **6. CURRENT BUSINESS**

### **a. Wrestling Team Recognition – INFORMATIONAL – 5 minutes**

*Barry Chooljian to present the 14 member wrestling team and board to acknowledge and present certificates for recent accomplishments.*

### **b. Destination Imagination Team – ACTION – 10 minutes**

*DI Coach Paul Proctor and team members to present request to compete in DI Nationals in TN. Requests will include permission for travel, days out of school and school board funding. See DI historical funding sheet in packet – the board has typically supported the cost for travel.*

### **c. Policies – ACTION – 5 minutes**

*Peter Bealo to present 1 policy for first reading.*

### **d. School Board Training – INFORMATIONAL – 5 minutes**

*Madam Chair Steenson to provide an update on school board training plans.*

### **e. School Board Goals – INFORMATIONAL – 5 minutes**

*Madam Chair Steenson to remind board members to update the board goals for 2015-16. Current goals included in packet.*

### **f. Business Partnership Update – INFORMATIONAL – 20 minutes**

*Scott Strainge and Bill Mealey to present on the business partnership initiative.*

### **g. Summer Hours – ACTION – 5 minutes**

*At the recommendation of the Facilities Committee, the Superintendent requests permission to offer a 4-day work week for Timberlane staff members during the summer months.*

### **h. NESDEC SPED Study – INFORMATIONAL – 5 minutes**

*The Superintendent will report out on the recommendation of the SLT as it relates to the NESDEC SPED trend study.*

## **7-9. REPORTS**

**7.** *Administrator's Report – Dr. Metzler to present*

**8.** *Personnel Report – Dr. Metzler to present*

**9.** *Committee Reports and Reports of the School Board*

## **10. CORRESPONDENCE**

## **11. VENDOR AND PAYROLL REGISTERS**

## **12. OTHER BUSINESS**

*Non-public (if needed)*

## **13. FUTURE DATES**

## UPCOMING REGULAR MEETING AGENDAS

*This information is provided for informational purposes only. Agenda items are subject to change.  
The official agenda will be distributed one week prior to its scheduled meeting.*

<b>May 7, 2015</b>	
Policies	<i>Second reading</i>
Social Studies Curriculum	<i>First read</i>
Annual Food Service Contract Review	
School Board Goals	<i>If needed</i>
Sandown No. Sprinkler System	
TTA Update (20)	<i>Lou Broad</i>
Athletic Contract Review (10)	
Public Hearing on Donation	

<b>May 21, 2015</b>	
Federal Funding Authorization	
Suspension Authorization	
Tuition Rates/Requests	
Social Studies Curriculum	<i>Second read/adoption</i>
English Language Arts Curriculum	<i>First read</i>
Information Technology & Communication Curriculum	<i>First read</i>
Policies	<i>First Read</i>

<b>June 4, 2015</b>	
Policies	<i>Second read/adoption</i>
English Language Arts Curriculum	<i>Second read/adoption</i>
Information Technology & Communication Curriculum	<i>Second read/adoption</i>
FLES Update	<i>Beth Metzler</i>

<b>June 18, 2015</b>	
Fund retention option	

**Back-Burner List**

Differentiated Instruction Competency Education Continuum	<i>D. Armfield</i>
--	--------------------

# The wrestling Team accolades for 2015

2015 NH State Champions (15<sup>th</sup> in a row)

New NH record: Current In state dual meet streak of 110 consecutive wins

Head Coach Barry Chooljian reached a coaching milestone of over 500 wins in his career. (517 wins)

## **Team Members and accolades:**

**Ryan Peters**, Junior - New England Champion, NH State Champion, Division I State Champion, State Championship team member.

**Brian Lonergan**, Senior - New England Place Winner, NH State Runner up, Division I State Champion, State Championship team member. Captain

**Derek Bohle**, Senior - NH State Champion, Division I State Champion, State Championship team member. Captain

**Dan Scalzo**, Senior - NH State Champion, Division I State Runner up, State Championship team member. Captain

**Cam Altobelli**, Junior - NH State Place winner, Division I State Runner up, State Championship team member.

**Barrett Kappler**, Freshman - Division I State Place winner, State Championship team member

**Robbie Pinault**, Freshman - Division I State Place winner, State Championship team member

**Cody Lewis**, Sophomore - Division I State Place winner, State Championship team member

**Justin Berube**, Freshman - State Championship team member

**Dylan Tremblay**, Freshman - Division I State Place winner, State Championship team member

**Jacob Post**, Freshmen - Division I State Place winner, State Championship team member

**Ben Sargent**, Junior - State Championship team member

**Ryan Cole**, Sophomore - Division I State Place winner, State Championship team member

**Noah Beaulieu**, Freshman - State Championship team member

# Timberlane Regional Middle School goes to Destination Imagination Global Finals!

1. What have we been doing?
2. What have we accomplished?
3. What is the opportunity?
4. What do we need from you?

## What we have been doing!



Since November 2014, the Three Amigos have been meeting outside of school hours to prepare for their team challenge and instant challenge competitions.

### Team Challenge

#### Points of Interest

- Create three independent improvisational sketches.
- Research and incorporate improvisational games and street performances.
- Practice integrating randomly selected situations and settings

### Instant Challenge

Team members must think under pressure by applying appropriate skills to produce a solution to an instant challenge in a period of just 5 to 8 minutes.



### What does improv have to do with education?

*“Not only does it hone communication and public speaking skills, it also stimulates fast thinking and engagement with ideas. On a deeper level, improv chips away at mental barriers that block creative thinking — that internal editor who crosses out every word before it appears on a page — and rewards spontaneous, intuitive responses” - Deana Criess, director of ImprovBoston’s National Touring Company*

What we have  
accomplished!



## Spirit of Discovery & Imagination Award

"This middle level team embodied the principles and essence of Destination Imagination in their approach to solving their Instant Challenge. They demonstrated that it's not always about the points; it's about the process."

Kingston Regional  
Improv Games  
Middle School Level

**1<sup>st</sup> Place**

State Tournament  
Improv Games  
Middle School Level

**2<sup>nd</sup> Place**



## Our Opportunity

World's largest  
celebration of  
creativity!



Over **1,600** teams  
From **47** States  
And **16** countries



### Agenda

Opening Ceremonies  
Skills Workshops  
Innovation Expo  
Duct Tape Ball  
Passport Party  
Pin Trading  
Meeting people from around  
the world!  
Competing  
Closing Ceremonies

[www.Gofundme.com/ThreeAmigos](http://www.Gofundme.com/ThreeAmigos)

# Our Opportunity

[www.Gofundme.com/ThreeAmigos](http://www.Gofundme.com/ThreeAmigos)

In 2013, you sponsored Danville Elementary DI team with **\$4,000.**

**Thank you!**

Will you do it again?

- Excused Absence May 19 – 22 for Patrick Proctor, Hayden Bean and Travis Alexander
- Permission to take students on the trip
- Help raising Funds!

Tagging

Benefit Concert

Local business sponsors

Planned Fundraising Activities:

Basket Raffles

Bake Sales

## Expenses

Costs	PP	3 Students	2 Coaches	2 Parents	Total
Entrance Fee/Room Board	\$715.00	\$2,145.00	\$1,430.00	\$1,430.00	\$5,005.00
Airfare	\$298.70	\$896.10	\$597.40	\$597.40	\$2,090.90
Auto Rental	\$77.46	\$232.38	\$154.92	\$154.92	\$542.23
Misc (team shirts, materials, etc)	\$50.00	\$150.00	\$100.00		\$250.00
Pins	\$70.00	\$210.00			\$210.00
<b>Grand Total</b>	<b>\$1,211.16</b>	<b>\$3,633.48</b>	<b>\$2,282.32</b>	<b>\$2,182.32</b>	<b>\$8,098.13</b>

**TIMBERLANE SCHOOL DISTRICT  
DESTINATION IMAGINATION FUNDING HISTORY**

<b>School Year</b>	<b>Amount</b>	<b>Comments</b>
<b>2013</b>	\$4,000	Danville team of 4 students
<b>2012</b>	\$3,388	One team/cost of transportation
<b>2011</b>	\$3,508.69	One team/cost of transportation
<b>2010</b>	\$2,163	One team
<b>2009</b>	\$2,000	One team
<b>2008</b>	\$0	No request on file
<b>2007</b>	\$3,500	per team (2 teams)
<b>2006</b>	\$0	No request on file
<b>2005</b>	\$8,850	Covered transportation costs only
<b>2004</b>	\$6,348	To assist transportation costs for 2 teams

<b>Timberlane Regional School Board</b>	<b>Policy Code:    BEDD</b>
<b>Adopted: 04-21-83</b> <b>Revised: 08-27-92</b> <b>Revised: 12-03-98</b> <b>Revised: 09-20-01</b> <b>Revised:</b>	<b>Page 1 of 1</b>

## RULES OF ORDER

*General rules of parliamentary procedure are used for every Board meeting. Robert's Rules of Order may be used as a guide at any meeting. The order of business shall be reflected on the agenda.*

~~Except as otherwise provided by law, by regulation of the State Department of Education, or by the Board, meetings of the Board shall be conducted by the latest revision of Robert's Rules of Order, Modern Edition. However, the Chairman's~~Any ruling of the Chairman ruling may be challenged on any subject by a two-thirds (2/3) vote of all Board members present and voting, provided that a quorum is present at the time of the vote.

~~Voting shall be by a show of hands unless a member requests that the Board be polled and the votes recorded.~~

~~Board policies may be amended or suspended in whole or in part only upon a two-thirds (2/3) vote of the entire Board.~~

# SCHOOL BOARD GOALS

## 2014-2015

---

The MISSION of the Timberlane Regional School District is to engage all students in challenging and relevant learning opportunities, emphasizing high aspirations and personal growth.

---

### 1. Academic Excellence

*Support the Superintendent's Leadership Team and instructional staff in their pursuit of academic excellence and continuous improvement.*

### 2. Community Engagement and Public Relations

*The Board will follow through on the Citizen Advisory Committee's recommendation to dedicate district resources towards a centralized, consistent and professional public relations and community relations effort.*

### 3. Capital Improvement Plan

*The Board will review, adjust and implement the Capital Improvement Plan by December 31, 2014.*

### 4. Community Outreach

*The Board will create and implement a community outreach plan to build common ground with our four towns about the District's budget and fiscal priorities.*

---

*Nancy Steenson, Chair  
Kate Delfino, Vice Chair*

**Timberlane Regional School Board**  
*Adopted June 5, 2014*

# Timberlane Reg. School District and Community Partnership Program

Helping Students Achieve  
Through Community Support



# Planning – Phase I

- Identification – Mission/Vision



# Our Mission

The Timberlane Regional School District and Community Partnership Program is committed to building and maintaining mutually beneficial educational partnerships by providing collaborative opportunities to support and enhance student aspirations and community needs.



# Our Vision

The vision of Timberlane Regional School District and Community Partnership Program is to enhance and strengthen community relationships that strive to benefit Timberlane students and all members of the greater community.

# Planning – Phases 2 - 5

- Discovery – Strategy/Qualifications
- Cultivation – Educate/Engage
- Solicitation – Ask/Negotiate
- Stewardship – Thank/Recognize

# To Date

- 9 Full Partnerships Established
- 196 Local Businesses Contacted
- 21 Potential Sponsorship Opportunities
- \$6,250 Raised
- <http://wp.timberlane.net/scp/>



# SPECIAL EDUCATION TREND REPORT 2014-2015

For over 40 years, NESDEC has provided free enrollment projections to affiliated districts each year. NESDEC also offers, at no cost, a **Special Education Trend Report** exclusively to affiliated districts. Our goal in offering the Trend Report is to provide leaders in NESDEC-affiliated districts with an effective management tool for reviewing trends in Special Education and, ultimately, for making decisions. We hope superintendents and other school leaders will find that high-quality comparative data better enables them to ask good questions, achieve a more thorough understanding of programs, improve student services, and manage costs.

If you would like to receive your Special Education Trend Report for 2014-15, please provide the information requested below. We have found that the data submission form usually requires the participation of the Special Education Administrator and Business Administrator.

You are welcome to provide data starting with the 2010-11 year, however, many districts begin their initial participation in the Special Education Trend Report by supplying three years worth of data (i.e., starting with the 2012-13 year). In future years, your Special Education Trend Report will be updated annually using the new data submitted by your district.

You may email your completed form (as a PDF) to [nesdec@nesdec.org](mailto:nesdec@nesdec.org), or you may fax (508-481-5655) or mail hardcopy to NESDEC at 28 Lord Road, Marlborough, MA 01752. Should you have questions or if you would like to learn more about the Special Education Trend Report, please feel free to call 508-481-9444.

District Name: _____
Superintendent: _____
Contact Person: _____
Telephone: _____
Email: _____
Date: _____

1. Please provide the total number of students with an IEP as of October 1st or December 1st of the appropriate school year:

School Year	Number of PK-8 IEPs	Number of 9-12 IEPs
2010-11		
2011-12		
2012-13		
2013-14		
2014-15		

2. Please provide total district expenditures in **General Education** and total district expenditures in **Special Education**, excluding employee fringe benefits, for the school years indicated:

School Year	Total District Gen. Ed. Expenditures	Total District Spec. Ed. Expenditures
2010-11		
2011-12		
2012-13		
2013-14		
2014-15 (estimated)		

3. Please list the number of **outside placements**, excluding "collaborative" placements, as of October 1st or December 1st:

School Year	Total # K-8 Outside Placements	Total # 9-12 Outside Placements
2010-11		
2011-12		
2012-13		
2013-14		
2014-15		

4. Please provide total district **expenditures for all outside placements**, excluding "collaboratives":

School Year	Outside Placement Expenditures
2010-11	
2011-12	
2012-13	
2013-14	
2014-15 (estimated)	

Does your district currently participate in a "collaborative" arrangement or a "consortium" with other districts in order to share services, reduce costs and/or provide special education services to lower incidence students? Yes: \_\_\_ No: \_\_\_ **If "No," skip #5 and #6 below and go to #7.**

If "Yes," what is the name of the organization(s)? \_\_\_\_\_

5. If applicable, please provide the number of students in **"collaborative"/"consortium"** placements as of October 1st or December 1st:

School Year	# of PK-8 "Collaborative" Placements	# of 9-12 "Collaborative" Placements
2010-11		
2011-12		
2012-13		
2013-14		
2014-15 (estimated)		

6. If applicable, please provide total district expenditures for **"collaborative"/"consortium"** placements only:

School Year	"Collaborative" Placement Expenditures
2010-11	
2011-12	
2012-13	
2013-14	
2014-15 (estimated)	

7. Please indicate the number of special education teacher assistants/paraprofessionals who work with students on IEPs as of October 1st or December 1st:

Total FTE 2012-13	
Total FTE 2013-14	
Total FTE 2014-15	

\*\*\*\*\*

8. Please indicate whether you used October 1st or December 1st as your cutoff date for this data submission form:

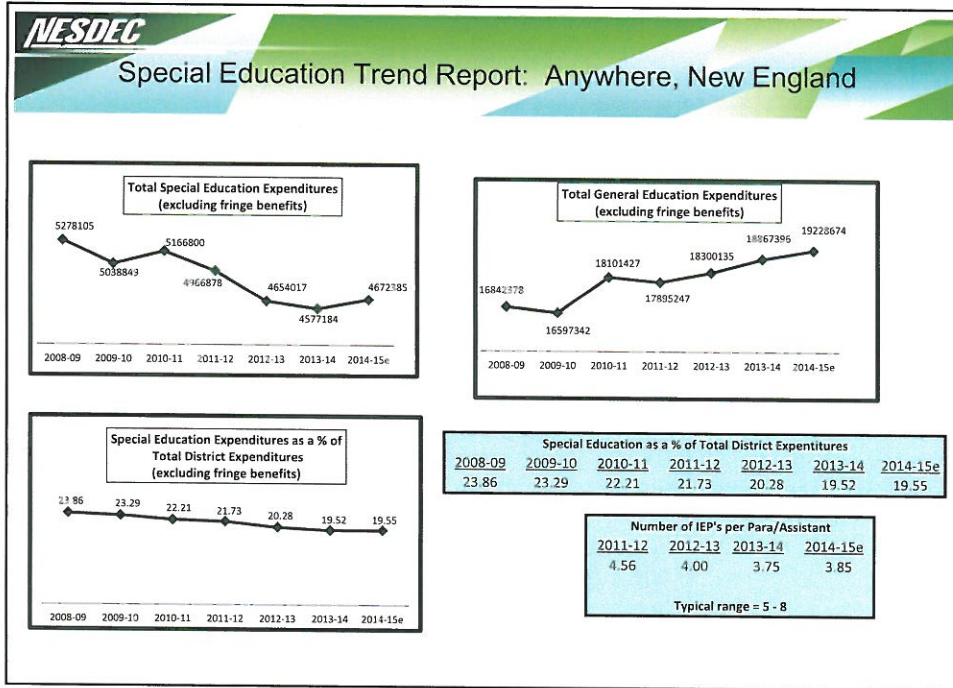
- October 1st     December 1st     Other (explain in box below)

Thank you.

Form - First 2014-15



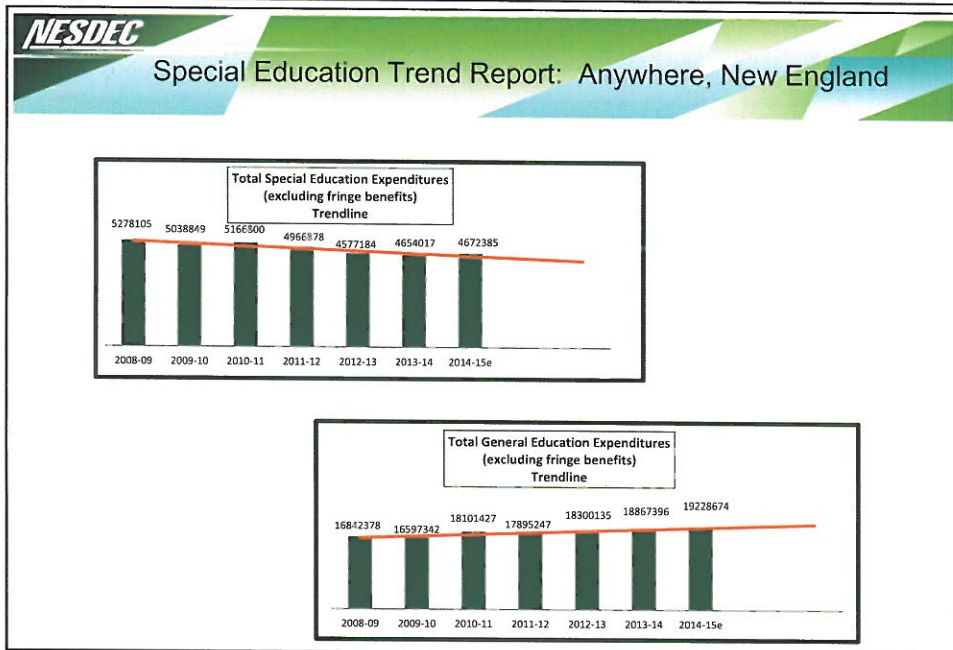
# SPECIAL EDUCATION TREND REPORT (excerpt)



**Special Education Trend Report: Anywhere, New England**  
Comments Regarding Your Report: Last Five Years

For the period 2009-10 through 2014-15 (5 years), based upon the information provided by your district:

1) the number of Special Education students (over 5-year period) has changed by:	16
2) the change in number of Special Education students (over 5-year period) expressed as a percent is:	9.70%
3) the change in total district General Education expenditures (over 5-year period) is:	\$ 2,631,332
3a) on an annual basis, the change in total General Education expenditures is:	\$ 526,266
4) the change in General Education expenditures (over 5-year period) expressed as a percent is:	15.85%
4a) on an annual basis, the percent change in General Education expenditures is:	3.17%
5) the change in total district Special Education expenditures (over 5-year period) is:	\$ (366,464)
5a) on an annual basis, the change in total Special Education expenditures is:	\$ (73,293)
6) the change in Special Education expenditures (over 5-year period) expressed as a percent is:	-7.27%
6a) on an annual basis, the percent change in Special Education expenditures is:	-1.45%
7) the change in total outside placement expenditures (over 5-year period) is:	\$ (382,976)
7a) on an annual basis, the change in outside placement expenditures is:	\$ (76,595)
8) the change in outside placement expenditures (over 5-year period) expressed as a percent is:	-55.88%
8a) on an annual basis, the percent change in outside placement expenditures is:	-11.18%

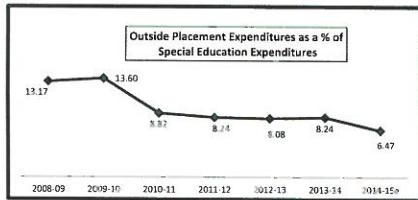


## TREND REPORT HIGHLIGHTS

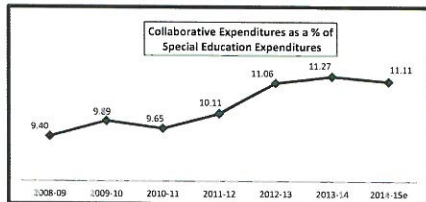
STRAIGHTFORWARD DESIGN PROVIDES USEFUL COMPARISON POINTS REGARDING STUDENT PLACEMENT PATTERNS, PERSONNEL ALLOCATION AND SPECIAL EDUCATION COSTS:

- MULTIPLE TREND INDICATORS
- CHARTS AS WELL AS TABLE FORMAT
- COMMENTS/ANALYSIS SECTION INCLUDED
- AVAILABLE IN HARD COPY AND PDF FORMAT; SUITABLE FOR INCLUSION IN BUDGET DOCUMENTS AS WELL AS FOR PRESENTATIONS

Special Education Trend Report: Anywhere, New England

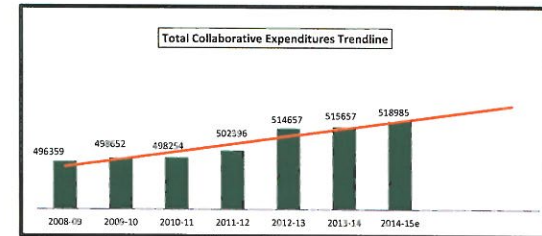
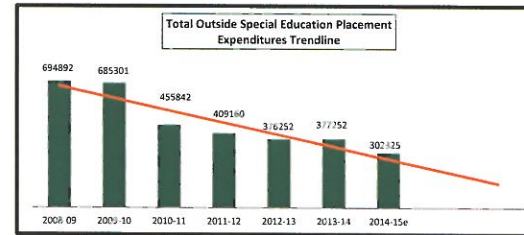


2008-09	2009-10	2010-11	2011-12	2012-13	2013-14	2014-15e
13.17	13.60	8.82	8.24	8.08	8.24	6.47

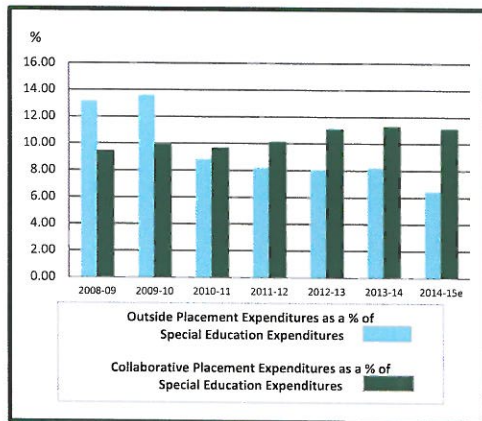


2008-09	2009-10	2010-11	2011-12	2012-13	2013-14	2014-15e
9.40	9.89	9.65	10.11	11.06	11.27	11.11

Special Education Trend Report: Anywhere, New England



Special Education Trend Report: Anywhere, New England



Special Education Trend Report: Anywhere, New England

2008-09	2009-10	2010-11	2011-12	2012-13	2013-14	2014-15e
88	87	85	125	131	124	127

2008-09	2009-10	2010-11	2011-12	2012-13	2013-14	2014-15e
76	78	75	46	45	56	54

2008-09	2009-10	2010-11	2011-12	2012-13	2013-14	2014-15e
164	165	160	171	176	180	181

2008-09	2009-10	2010-11	2011-12	2012-13	2013-14	2014-15e
16842378	16597342	18101427	17895247	18300135	18867396	19228674

2008-09	2009-10	2010-11	2011-12	2012-13	2013-14	2014-15e
5278105	5038849	5166800	4966878	4654017	4577184	4672385

2008-09	2009-10	2010-11	2011-12	2012-13	2013-14	2014-15e
22120483	21636191	23268227	22862125	22954152	23444580	23901059