

TIMBERLANE REGIONAL SCHOOL BOARD

ATKINSON, DANVILLE, PLAISTOW, SANDOWN

THURSDAY, JUNE 18, 2015

Regular Meeting - 7:30 PM

Superintendent's Office
30 Greenough Road, Plaistow, NH

Dr. Earl Metzler, II, Superintendent
Dr. Roxanne Wilson, Asst. Superintendent

Nancy Steenson, Chair
Peter Bealo, Vice Chair

AGENDA

1. **7:30 PM** Call to Order – Chair (15 minutes)
2. Roll Call – Clerk
3. Pledge of Allegiance
4. Approval of Minutes
 - a. June 4, 2015 public session
5. Delegations or Individuals
6. Current Business
 - a. **7:45PM** Staff/Athlete Recognitions – INFORMATIONAL (5 minutes)
 - b. **7:50PM** NYC Trip – ACTION (10 minutes)
 - c. **8:00PM** Policy IHCD Advanced College Placement – ACTION (5 minutes)
 - d. **8:05PM** Fund Retention Option – ACTION (15 minutes)
 - e. **8:20PM** Press Box – ACTION (5 minutes)
 - f. **8:25PM** Sandown Consolidation Update* – ACTION (30 minutes)
 - g. **8:55PM** FLES Update* – INFORMATIONAL (30 minutes)
 - h. **9:25PM** Assessment Update* – INFORMATIONAL (20 minutes)
 - i. **9:45PM** Sandown Transition Update* – INFORMATIONAL (20 minutes)
 - j. **10:05PM** Summer Projects List – INFORMATIONAL (10 minutes)
 - k. **10:15PM** TTA Update* – INFORMATIONAL (15 minutes)
7. **10:30PM** Administrator's Report
 - a. Update on School Activities – INFORMATIONAL
8. Personnel Report
9. **10:40PM** Committee Reports
10. **10:45PM** Reports of the School Board
11. Correspondence Folder
12. Vendor and Payroll Registers
13. **10:50PM** Other Business
14. Non-public (if needed)
15. Future Dates

| DATE | MEETING TYPE | LOCATION | TIME |
|--------------|---------------------|----------|---------|
| August 26 | First Day of School | | |
| August 27 | Regular Meeting | SAU | 7:30 PM |
| September 3 | Regular Meeting | SAU | 7:30 PM |
| September 17 | Regular Meeting | SAU | 7:30 PM |
| October 1 | Regular Meeting | SAU | 7:30 PM |
| October 7 | SAU Board Meeting | SAU | 7:00 PM |

*PowerPoint Presentation

anticipated times

The MISSION of the Timberlane Regional School District is to engage all students in challenging and relevant learning opportunities, emphasizing high aspirations and personal growth.

REGULAR MEETING AGENDA – JUNE 18, 2015

1-3. OPEN MEETING

Self-explanatory.

4. APPROVAL OF MINUTES

Recommendation to accept one set of minutes: 6/4/15 public session.

5. DELEGATION OR INDIVIDUALS

6. CURRENT BUSINESS

a. Teacher Award Recognition – INFORMATIONAL – 5 minutes

Beth Rincon to recognize TLC teacher Stacey Eaton for winning the Northern New England Down Syndrome Congress Exceptional Educator Award. This award comes with a \$250 donation to the school district from the organization. Angelo Fantasia to recognize Ken Blaszkza for winning the NH Division II Lacrosse Coach of the Year award and Michael Nye for winning the NH JV Volleyball Coach of the Year award and the Boys Volleyball team for winning the state championship.

b. NYC Trip Request – ACTION – 10 minutes

Eric Constantineau to present request for student trip to New York City in July.

c. Policy IHCD Advance College Placement – ACTION – 5 minutes

Mr. Bealo to propose reinstating the repealed policy as the referenced policy does not address AP as required by law. This action will also need to include a waiver from second reading.

d. Fund Retention Option – ACTION – 15 minutes

George Stokingier to present projected end of year figures and provide the Board the opportunity to consider the fund retention (surplus) option adopted at the 2013 annual meeting.

e. Press Box – ACTION – 5 minutes

Angelo Fantasia and Jim Hughes to present press box plans for board approval.

f. Sandown Consolidation Update – ACTION – 30 minutes

Continued discussion and action from the last meeting regarding the access road and field updates.

g. FLES Update – INFORMATIONAL – 30 minutes

FLES team to provide update of 2014-15 program.

h. Assessment Update – INFORMATIONAL – 20 minutes

Deb Armfield to provide district assessment update.

i. Sandown Transition Update – INFORMATIONAL – 20 minutes

Members of the Transition Committee to provide update on the transition plan for the Sandown schools consolidation.

j. Summer Projects List – INFORMATIONAL – 10 minutes

Mr. Hughes to present summer projects list.

k. TTA Update – INFORMATIONAL – 15 minutes

Lou Broad to present TTA update on union initiatives and concerns.

7-9. REPORTS

7. Administrator's Report – Dr. Metzler to present

8. Personnel Report – Dr. Metzler to present

9. Committee Reports and Reports of the School Board

10. CORRESPONDENCE

11. VENDOR AND PAYROLL REGISTERS

12. OTHER BUSINESS

Non-public (if needed)

13. FUTURE DATES

UPCOMING REGULAR MEETING AGENDAS

This information is provided for informational purposes only. Agenda items are subject to change.

The official agenda will be distributed one week prior to its scheduled meeting.

| August 27, 2015 | |
|--|-------------------|
| Opening of school report/projects update | <i>Jim Hughes</i> |
| Ratify Summer Hiring | |
| PAC Event Calendar | |
| Update on Summer Projects | |
| Instructional Audit | |
| | |
| | |

| September 3, 2015 | |
|------------------------------------|--|
| NHSBA Resolutions | <i>In anticipation of Jan 16 Delegate Assembly</i> |
| Superintendent's Goals for 2015-16 | |
| | |
| | |
| | |
| | |

| September 17, 2015 | |
|------------------------------|---------------|
| Action Plan Update and Goals | <i>Part I</i> |
| Policies | |
| | |
| | |
| | |
| | |
| | |

| October 1, 2015 | |
|------------------------------|----------------|
| Action Plan Update and Goals | <i>Part II</i> |
| Policies | |
| Board/SLT Committee Goals | |
| | |
| | |
| | |
| | |

| October 15, 2015 | |
|----------------------|--|
| Policies | |
| Budget Presentations | |
| | |
| | |
| | |
| | |

| November 5, 2015 | |
|-------------------|--|
| Policies | |
| Assessment Update | |
| | |
| | |
| | |
| | |

Back-Burner List

| | |
|--|--------------------|
| Differentiated Instruction Competency Education Continuum | <i>D. Armfield</i> |
|--|--------------------|

Proposed Trip to See “Wicked” in New York City. Wednesday, July 1st 2015

ITINERARY FOR THE TRIP:

- 6:00 am** Leave the Timberlane PAC parking lot at 6:00 a.m. by coach bus.
- 8:00 am** Stop for snacks and breakfast at the rest stop in Connecticut.
- 11:00 am** Arrive in Times Square. Students will travel in groups with a chaperone to:
Visit the Rockefeller Center area for photos and shopping.
Visit St. Patrick’s Cathedral.
Shop in Times Square: Hershey’s Store, M&M World, Toys R U, Lego Store, etc.
- 2:00 pm** Attend the matinee of “Wicked” at the Gershwin Theatre Gershwin Theatre 222 W. 51st St. New York , NY 10019
- 4:30 pm** Walk to Buca di Beppo Restaurant 1540 Broadway Entrance on 45th between Broadway & 6th. The distance between the Gershwin Theatre and the restaurant is 0.4 miles. Mapquest lists it as a ten minute walk.
- 6:00 pm** Leave the restaurant and walk to the bus.
- Approx. midnight:** arrive back at the parking lot.

COST OF THE TRIP: 157 dollars for the trip which includes theatre ticket, restaurant, and bus fare. Those going on the trip are responsible for rest stop purchases, lunch, and any souvenirs bought on the trip.

PEOPLE GOING ON THE TRIP: The trip was open to any student, parent, teacher and alumni of Timberlane.

CHAPERONES: Eric Constantineau, John Dube, Kelli Blood, Abigail Constantineau. Parents going: Ann Brenton (Isenberg), Beth Blomquist, Kathy Slade. There are at least two chaperones who have cpr/first aid training.

OTHER SAFETY CONSIDERATIONS: Students will need to take their cell phones with them on the trip. They will place the phone numbers for the chaperones in their phones.
The chaperones will also have the phone numbers for the parents, the students, and Mr. Constantineau will have the insurance information with him in case of a medical emergency.

RATIONALE FOR ORGANIZING THIS FIELD TRIP: As Director of the Timberlane Players, I feel it is my duty to offer to Timberlane students and community members as many opportunities as I can to experience live theatre both in the Performing Arts Center and at college and professional venues. The educational and artistic opportunities are many. For instance, a few years ago I organized a trip to UNH to see their production of “Our Town.” Many cast members from my production went to the show and it was interesting for them to compare our production to theirs. In fact, watching their production did so much for our kids’ confidence as they realized that in many ways our production was better than theirs.

I have organized many trips to New York City going all the way back to 1990 when the cast of “Pippin” our first musical cast went to the Big Apple to see “A Chorus Line.” You can’t begin to image the excitement of the cast when they had the opportunity to meet and talk with several cast members from the Broadway production after the show. More recently I took a group to New York to see “West Side Story.” This trip was memorable because the Timberlane Players were able to have lunch with a cast member in “West Side,” Skye Allen, a lead dancer and a Timberlane Players Alum!

I have also taken a group of students to London to experience The Globe Theatre through attending two productions “A Midsummer Night’s Dream” and “The Tempest.” We were also able to see “War Horse” in London as well as taking a trip to Shakespeare’s birthplace.

This year I asked members of the Timberlane Players what show they would like to see in New York if given the opportunity. “Wicked” was their clear favorite. I have seen “Wicked” two times in New York and it is a perfect musical for young adults to experience. There are several great themes in the show, especially about misjudging others and institutionalized racism.

BACKGROUND TO THE SHOW WE INTEND TO SEE: “WICKED” BY STEPHEN SCHWARTZ



A vivid reimagining of the classic *The Wizard of Oz*, *Wicked* spotlights the untold stories of Oz’s most famous (or infamous) characters, namely the Wicked Witch of the West and her unlikely friend, Glinda the Good. The show follows green-skinned star Elphaba from birth to college and through the life-changing events which eventually label her “wicked,” introducing spoiled rich girl Glinda, local prince and heartthrob Fiyero and even the Wizard of Oz himself, a troubled man very unlike the one you may remember. As Elphaba, a passionate political activist if there ever was one, fights injustice and seeks to undo the mistakes of the past, dark secrets and personal

tragedies shape the history of Oz, paying homage to the classic *Wizard of Oz* story while simultaneously changing fans’ understanding of it forever. A cautionary tale about love, friendship and trust, *Wicked* effortlessly reveals that there are indeed two sides to every story.

SHOULD I SEE IT?

What is *Wicked* Like?

Visually stunning, *Wicked* boasts a soaring score from Stephen Schwartz (*Godspell*, *Pippin*), Tony Award-winning sets and costumes and some of the most gravity-defying moments on the Great White Way.

Is *Wicked* Good for Kids?

Like *The Wizard of Oz*, *Wicked* is the definition of family-friendly. But like the classic 1939 movie, younger children may find it too long or be frightened by the show's flying monkeys, allusions to offstage violence and death of a character. Most children over eight, however, will be delighted by the world of *Wicked*.

**information above provided by Broadwayworld.com*

¡HOLA!



FLES

FOREIGN LANGUAGE IN THE ELEMENTARY SCHOOL

TIMBERLANE REGIONAL SCHOOL DISTRICT

LANGUAGE: SPANISH

GRADE LEVEL: KINDERGARTEN

2014-2015


How and Why FLES was Successful





Día de los Muertos





Doy gracias por...



KINDERGARTEN CELEBRATION

Danville and Sandown North



KINDERGARTEN CELEBRATION

Pollard and Atkinson Academy



Where we are now...

FIRST GRADE FLES TIMELINE

2015-2016

Process Steps

Date of Completion

| | |
|--|-------------------------------|
| Receive authorization to proceed | 4 th week of March |
| Meet with staff leaders | 1 st Week of April |
| Discussing and developing concept and plan | April 2015 |
| Curriculum development and alignment | May-July 2015 |
| Hiring and training of teachers | July-August 2015 |
| Mentoring, monitoring & evaluating program | August-June 2016 |
| Begin development of grade 2 FLES | April 2016-2017 |

Frequently Asked Questions:

How much Spanish is spoken in class?

Following ACTFL guidelines, for a FLES Program to be successful, the target language should be used for a minimum of 90% of the FLES instruction time (unless safety concerns require the teacher to speak English).

Frequently Asked Questions:

How can I help my child with the language?

- Talk to your child about what he/she is learning in class in order to review concepts and vocabulary at home
- Look over the work that your child brings home
- Have your child count, sing a song, recite a poem, or tell you the color of things around the house in Spanish
- Have your child teach the family what he or she has learned each week
- Start a conversation with ¿Cómo estás?
- Ask an older sibling, friend, neighbor, or babysitter that has studied Spanish to help practice with your child
- Watch your child's favorite DVD and select the Spanish language track option
- Listen to Spanish songs
- Make computer time about "learning time" with links to Spanish learning activities and games. These websites and Apps can be found on each school's webpage under the FLES link.

Why can't we "ALL" have FLES?

- Time
- Teachers
- Materials
- Transition
- Writing, evaluating & editing of the curriculum
- Budgeting for it
- It takes one year at a time to unfold

¡BIENVENIDOS!



FLES

FOREIGN LANGUAGE IN THE ELEMENTARY SCHOOL

TIMBERLANE REGIONAL SCHOOL DISTRICT

LANGUAGE: SPANISH

GRADE LEVEL: FIRST GRADE

2015-2016


¡ADIÓS AMIGOS!



STAR ASSESSMENT

SPRING DATA REVIEW

2015



PROFICIENCY LEVELS BASED ON BENCHMARK CATEGORIES

Percentile Ranking

| | |
|--------------------------|-----------------|
| Above Benchmark | 85%-100% |
| Meeting Benchmark | 40%-84% |
| Below Benchmark | 1-39% |

EARLY LITERACY

FOUNDATIONAL MATH AND LITERACY SKILLS

Kindergarten







211 Students

FALL 18% Above 55% Meeting 28% Below

207 Students

SPRING 50% Above 39% Meeting 11% Below

All Schools - Growth

| Grade | School Year Aug 1 - Sep 30 (Fall) | Percent of Students by District Benchmark Category | Total Students |  |  |  |  |  |
|--------------|---|--|-------------------|---|---|---|---|---|
| | | | | 85+ PR | 40- 84 PR | 25- 39 PR | 10- 24 PR | 1- 9 PR |
| Kindergarten | 2014 - 2015 Kindergarten |  | 204 | 18% 36 | 54% 111 | 12% 25 | 12% 25 | 3% 7 |

All Schools - Growth

| Grade | School Year Apr 1 - May 31 (Spring) | Percent of Students by District Benchmark Category | Total Students |  |  |  |  |  |
|--------------|---|--|-------------------|---|---|---|---|---|
| | | | | 85+ PR | 40- 84 PR | 25- 39 PR | 10- 24 PR | 1- 9 PR |
| Kindergarten | 2014 - 2015 Kindergarten |  | 207 | 50% 104 | 39% 80 | 8% 16 | 2% 5 | 1% 2 |

EARLY LITERACY

FOUNDATIONAL MATH AND LITERACY SKILLS

Grade 1

246 Students

FALL 13% Above 50% Meeting 37% Below

129 Students

SPRING 40% Above 50% Meeting 11% Below

171 Students: STAR Reading (*54 students took both STAR Reading and STAR Early Literacy*)


SPRING 38% Above 44% Meeting 18% Below

GRADE 1 READING

171 Students

SPRING 38% Above 44% Meeting 18% Below

All Schools - Growth

| Grade | School Year Apr 1 - May 31 (Spring) | Percent of Students by District Benchmark Category | Total Students | Percent of Students by District Benchmark Category | | | | |
|---------|---|---|-------------------|--|-----------|----------|----------|----------|
| | | | | 85+ PR | 40-84 PR | 25-39 PR | 10-24 PR | 1-9 PR |
| Grade 1 | 2014 - 2015 Grade 1 |  | 171 | 38% 65 | 44% 75 | 6% 10 | 6% 11 | 6% 10 |

ELEMENTARY READING

GRADES 2-5

Grade 2

261 Students

| | | | |
|---------------|-----------|-------------|-----------|
| <u>FALL</u> | 19% Above | 38% Meeting | 43% Below |
| <u>SPRING</u> | 26% Above | 50% Meeting | 24% Below |

Grade 3

241 Students

| | | | |
|-------------|-----------|-------------|-----------|
| <u>FALL</u> | 17% Above | 49% Meeting | 35% Below |
|-------------|-----------|-------------|-----------|

243 Students

| | | | |
|---------------|-----------|-------------|-----------|
| <u>SPRING</u> | 21% Above | 58% Meeting | 21% Below |
|---------------|-----------|-------------|-----------|

ELEMENTARY READING

GRADES 2-5

Grade 4

252 Students

FALL 13% Above 62% Meeting 25% Below

254 Students

SPRING 19% Above 64% Meeting 18% Below

Grade 5

261 Students

FALL 16% Above 57% Meeting 28% Below





259 Students

SPRING 18% Above 64% Meeting 19% Below

ELEMENTARY READING

GRADES 2-5

All Schools - Growth

| Grade | School Year Apr 1 - May 31 (Spring) | Percent of Students by District Benchmark Category | Total Students | 85+ PR | 40- 84 PR | 25- 39 PR | 10- 24 PR | 1- 9 PR |
|---------|---|--|-------------------|-----------|--------------|--------------|--------------|------------|
| Grade 2 | 2014 - 2015 Grade 2 |  | 261 | 26% 67 | 50% 131 | 8% 22 | 10% 25 | 6% 16 |
| Grade 3 | 2014 - 2015 Grade 3 |  | 243 | 21% 52 | 58% 140 | 10% 25 | 6% 15 | 5% 11 |
| Grade 4 | 2014 - 2015 Grade 4 |  | 254 | 19% 47 | 64% 162 | 10% 25 | 6% 15 | 2% 5 |
| Grade 5 | 2014 - 2015 Grade 5 |  | 259 | 18% 46 | 64% 166 | 13% 33 | 4% 10 | 2% 4 |

READING GRADE 6

Grade 6


287 Students

FALL 10% Above 54% Meeting 36% Below

283 Students

SPRING 10% Above 56% Meeting 34% Below

Timberlane Regional Middle School - Growth

| Grade | School Year Apr 1 - May 31 (Spring) | Percent of Students by District Benchmark Category | Total Students | Percent of Students by District Benchmark Category | | | | |
|---------|---|--|-------------------|--|------------|-----------|-----------|---------|
| | | | | 85+ PR | 40-84 PR | 25-39 PR | 10-24 PR | 1-9 PR |
| Grade 6 | 2014 - 2015 Grade 6 |  | 283 | 10% 27 | 56% 159 | 17% 49 | 15% 42 | 2% 6 |

SECONDARY READING

GRADES 7-8

Grade 7

306 Students

FALL 7% Above 61% Meeting 32% Below

304 Students

SPRING 7% Above 65% Meeting 28% Below

Grade 8

280 Students

FALL 5% Above 54% Meeting 41% Below

SPRING 5% Above 57% Meeting 38% Below

SECONDARY READING

GRADES 9-10

Grade 9

301 Students

FALL 5% Above 49% Meeting 47% Below

294 Students

SPRING 8% Above 47% Meeting 44% Below

Grade 10

284 Students

FALL 4% Above 54% Meeting 41% Below

274 Students

SPRING 8% Above 50% Meeting 42% Below

ELEMENTARY MATH

GRADES 2-3

Grade 2

261 Students

| | | | |
|---------------|------------------|--------------------|------------------|
| <i>FALL</i> | <i>23% Above</i> | <i>46% Meeting</i> | <i>31% Below</i> |
| <i>SPRING</i> | <i>33% Above</i> | <i>52% Meeting</i> | <i>15% Below</i> |

Grade 3

241 Students

| | | | |
|---------------|------------------|--------------------|------------------|
| <i>FALL</i> | <i>35% Above</i> | <i>50% Meeting</i> | <i>15% Below</i> |
| <i>SPRING</i> | <i>33% Above</i> | <i>52% Meeting</i> | <i>15% Below</i> |

ELEMENTARY MATH

GRADES 4-5

Grade 4

254 Students

| | | | |
|---------------|------------------|--------------------|------------------|
| <i>FALL</i> | <i>27% Above</i> | <i>52% Meeting</i> | <i>21% Below</i> |
| <i>SPRING</i> | <i>35% Above</i> | <i>54% Meeting</i> | <i>11% Below</i> |

Grade 5










261 Students

| | | | |
|---------------|------------------|--------------------|------------------|
| <i>FALL</i> | <i>31% Above</i> | <i>54% Meeting</i> | <i>15% Below</i> |
| <i>SPRING</i> | <i>49% Above</i> | <i>39% Meeting</i> | <i>13% Below</i> |

ELEMENTARY MATH

GRADES 2-5

All Schools - Growth

| Grade | School Year Apr 1 - May 31 (Spring) | Percent of Students by District Benchmark Category | Total Students |  85+ PR |  40-84 PR |  25-39 PR |  10-24 PR |  1-9 PR |
|---------|---|--|-------------------|--|--|--|--|--|
| Grade 2 | 2014 - 2015 Grade 2 |  | 261 | 33% 87 | 52% 135 | 9% 23 | 4% 11 | 2% 5 |
| Grade 3 | 2014 - 2015 Grade 3 |  | 243 | 33% 81 | 52% 126 | 9% 22 | 4% 10 | 2% 4 |
| Grade 4 | 2014 - 2015 Grade 4 |  | 254 | 35% 88 | 54% 137 | 5% 13 | 4% 11 | 2% 5 |
| Grade 5 | 2014 - 2015 Grade 5 |  | 261 | 49% 128 | 39% 101 | 5% 13 | 6% 15 | 2% 4 |

SECONDARY MATH

GRADES 6-8

Grade 6

286 Students

FALL 21% Above 54% Meeting 25% Below

283 Students

SPRING 18% Above 54% Meeting 28% Below

Grade 7

304 Students

Fall 15% Above 61% Meeting 24% Below

SPRING 21% Above 63% Meeting 16% Below

Grade 8

275 Students

FALL 20% Above 58% Meeting 22% Below

SPRING 9% Above 72% Meeting 19% Below

ALGEBRA 1

SCALED SCORES WINTER TO SPRING

SCALED SCORE RANGE 0-1400

Grade 9

WINTER: Average Scaled Score 839

SPRING: Average Scaled Score 846 +7

Grade 10

WINTER: Average Scaled Score 788

SPRING: Average Scaled Score 806 +18

Math Lab

51 Students

WINTER: Average Scaled Score 784

SPRING: Average Scaled Score 793 +9

ALGEBRA 2
SCALED SCORES WINTER TO SPRING
SCALED SCORE RANGE 0-1400

Grade 10

WINTER: Average Scaled Score 953

SPRING: Average Scaled Score 979 +26

Grade 11

WINTER: Average Scaled Score 939

SPRING: Average Scaled Score 952 +13

GEOMETRY
SCALED SCORES WINTER TO SPRING
SCALED SCORE RANGE 0-1400

Grade 9

WINTER: Average Scaled Score 947

SPRING: Average Scaled Score 959 +12

Grade 10

WINTER: Average Scaled Score 847

SPRING: Average Scaled Score 867 +20

Grade 11

WINTER: Average Scaled Score 763

SPRING: Average Scaled Score 806 +43

DISTRICT LEVEL PRIORITIES

- Implementation of curriculum
- RTI/ Response to Instruction
- Identifying program needs
- Design of performance tasks and local assessment
- Ongoing professional development
- Instructional Rounds

ELEMENTARY PRIORITIES

- Guided Reading
- Foundations integration
- Writing
- Training of literacy coaches
- Math program implementation

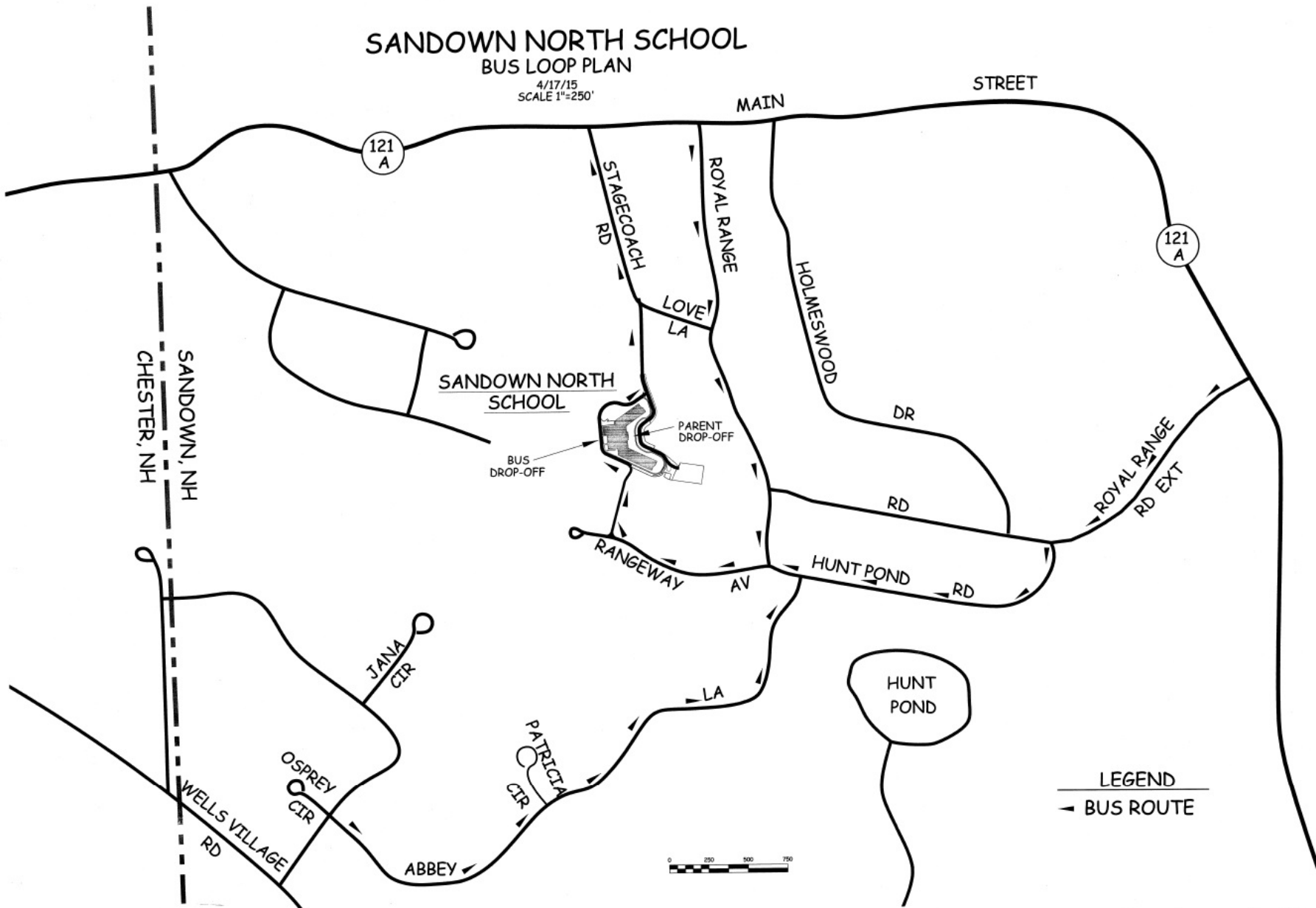
SECONDARY PRIORITIES

- Increase ELA time at MS
- Curriculum Implementation
- Math program implementation
- Math lab curriculum/targeted intervention
- Reading Specialists/ Reading Courses
- Assessing of competencies


SANDOWN NORTH SCHOOL

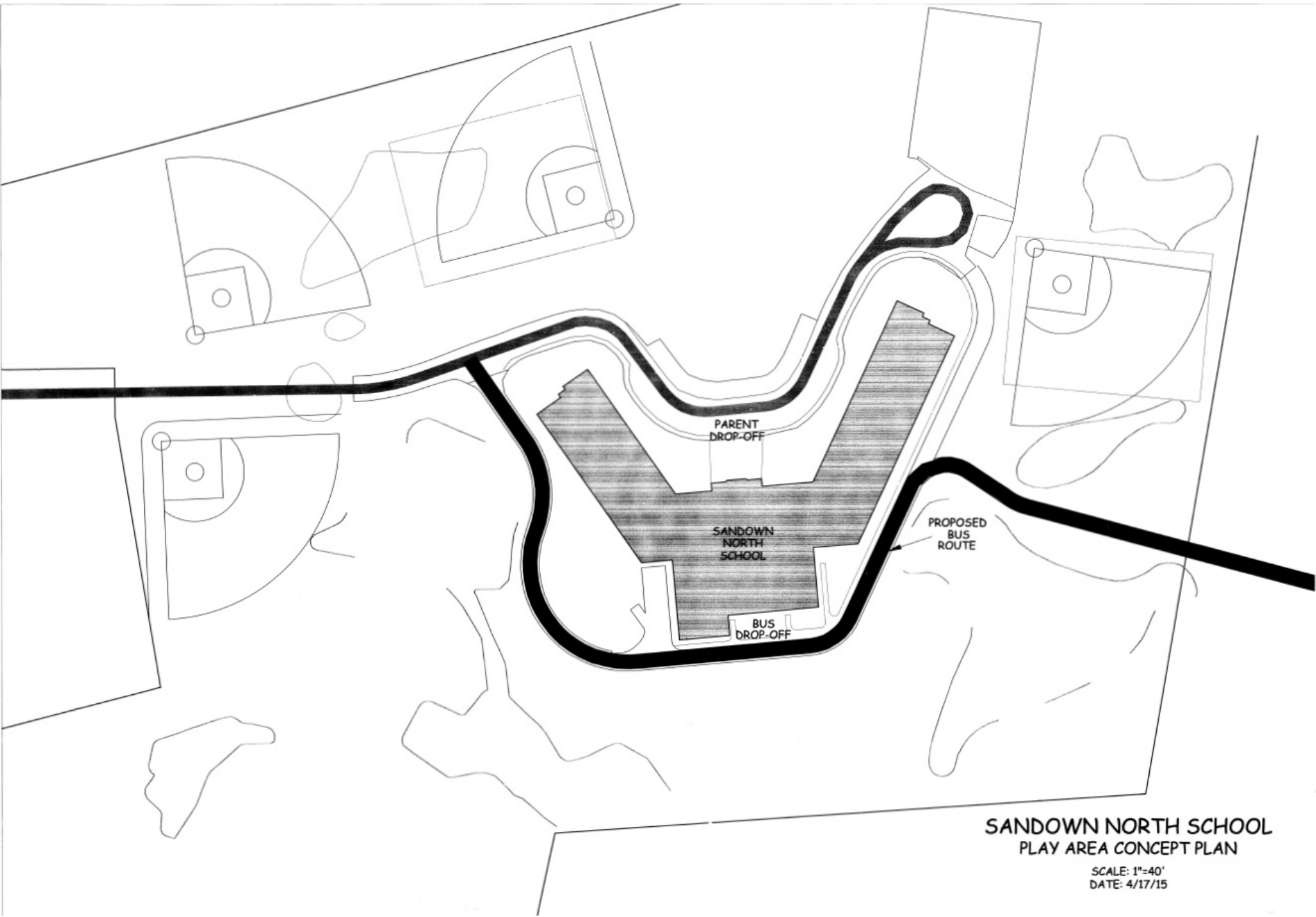
BUS LOOP PLAN

4/17/15
SCALE 1"=250'



LEGEND
- BUS ROUTE





PARENT
DROP-OFF

SANDOWN
NORTH
SCHOOL

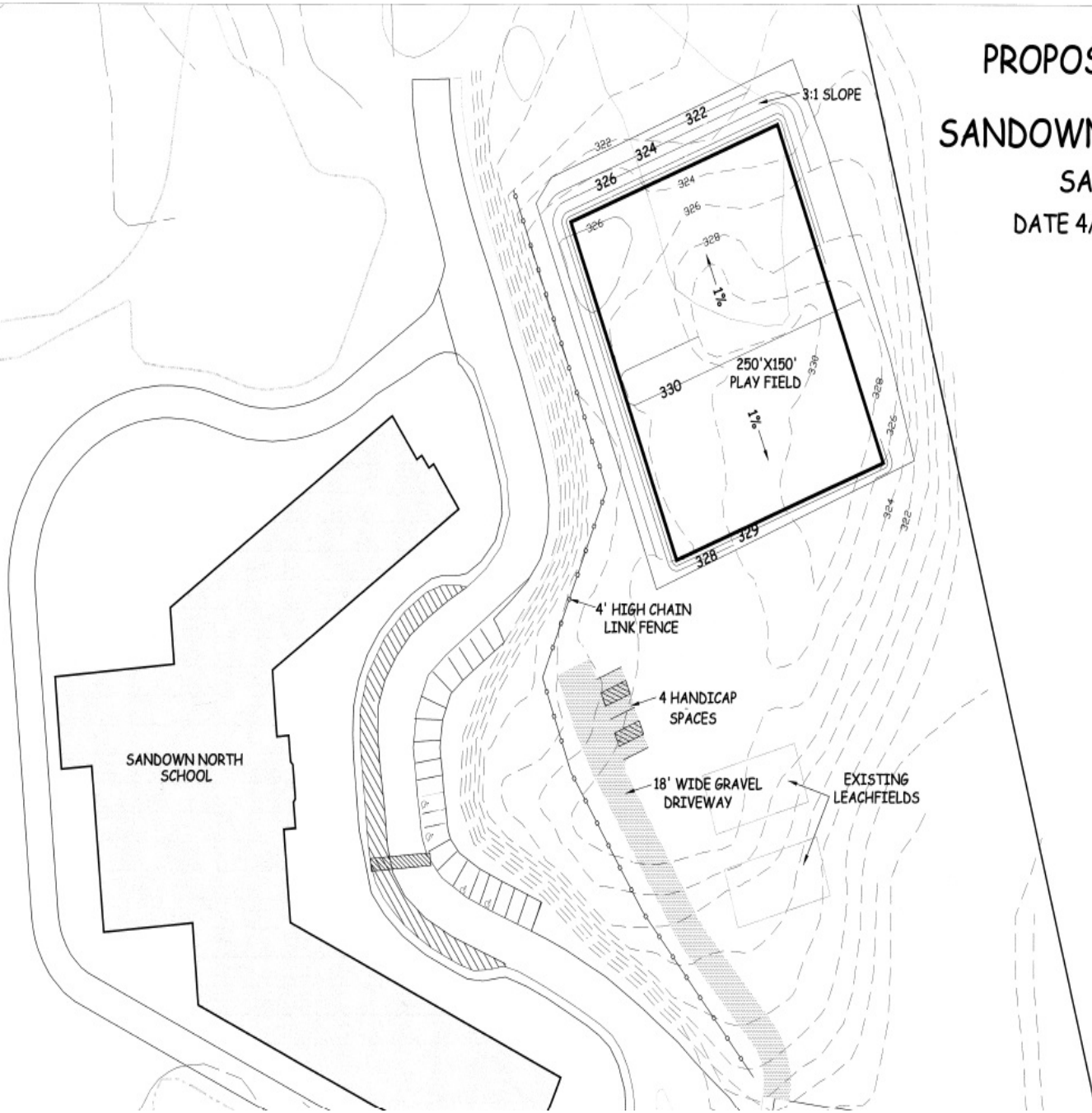
BUS
DROP-OFF

PROPOSED
BUS
ROUTE

**SANDOWN NORTH SCHOOL
PLAY AREA CONCEPT PLAN**

SCALE: 1"=40'
DATE: 4/17/15

PROPOSED BALLFIELD
FOR
SANDOWN NORTH SCHOOL
SANDOWN, NH
DATE 4/24/15 SCALE 1"=30'



Sandown North Transition Update and Recommendations

Chairperson: Mrs. Nancy Stafford

Team: Mr. Doug Rolph, Mrs. Heidi Chaput,
Mrs. Liz Conte, Mrs. Deb Lytle, Mrs. Amy Difeo,
Mrs. Jan Gilman, Mrs. Laura McLaughlin,
Ms. Lisa Paladino, Mrs. Sheila Lowes, Mr. Stan Stone,
Mrs. Vicky Seager, Mrs. Terry Kellaway

Charge of the Transition Committee:

▶ Transition

- ▶ Students
- ▶ Families
- ▶ Staff

▶ Arrival / Dismissal

▶ Field

Sandown North School Teams

- ▶ **Leadership Team**
- ▶ **Emergency Response Team**
- ▶ **Safety Team**
- ▶ **Universal Team**

Transition – Students

- ▶ **Readying students for the Transition**
- ▶ **A welcome back letter was sent to each fourth grade student from Mrs. Georgian.**

Survey for Fourth Grade Students

Excited about:

- ▶ Being with younger siblings
- ▶ Seeing former teachers
- ▶ Bigger gym

Survey - Students

Concerned about:

- ▶ Field space and playground equipment
- ▶ Monday Morning Meeting
- ▶ Will fourth/fifth grade teachers come to North?

Student Activities:

- ▶ **Student Council will assist with Universal procedures**
- ▶ **School Store**
- ▶ **After School Activities**
- ▶ **Mentorship for younger students**

Transition Activities

- ▶ **Girls on the Run**
- ▶ **Rob Surette Presentation**
- ▶ **Future Activities:**
 - * **Open House**

Transition – Families

- ▶ **Newsletter to Sandown North families**
- ▶ **Letter home to parents of fourth grade students from Mrs. Georgian welcoming families back and asking for concerns**
- ▶ **Parent information form to Mrs. Georgian**

Activities

- ▶ **Parent Question & Answer Night**
- ▶ **Transition Team reviewed information from Parent Question & Answer Session**
- ▶ **Open House in the fall**

Transition – Staff

- ▶ Mrs. Georgian met individually with contracted staff who are transitioning to Sandown North
- ▶ Combined June Staff Meeting and defined committees for new staff
- ▶ Mrs. Georgian will meet with the other transitioning staff in the fall

Transition - Staff

- ▶ Staff have all seen their classrooms
- ▶ Schedules have been disseminated to staff
- ▶ Building to building moves –
 - ▶ crates have arrived
- ▶ SERESC Conference
- ▶ Summer Committee Work

Staff Concerns:

- ▶ Packing / Moving
- ▶ Student Arrival / Dismissal
- ▶ Staff and Visitor Parking
- ▶ Cubbies in classrooms
 - ▶ Height
 - ▶ Space
- ▶ Refrigerator space
- ▶ Adult Bathrooms
- ▶ Copy machines

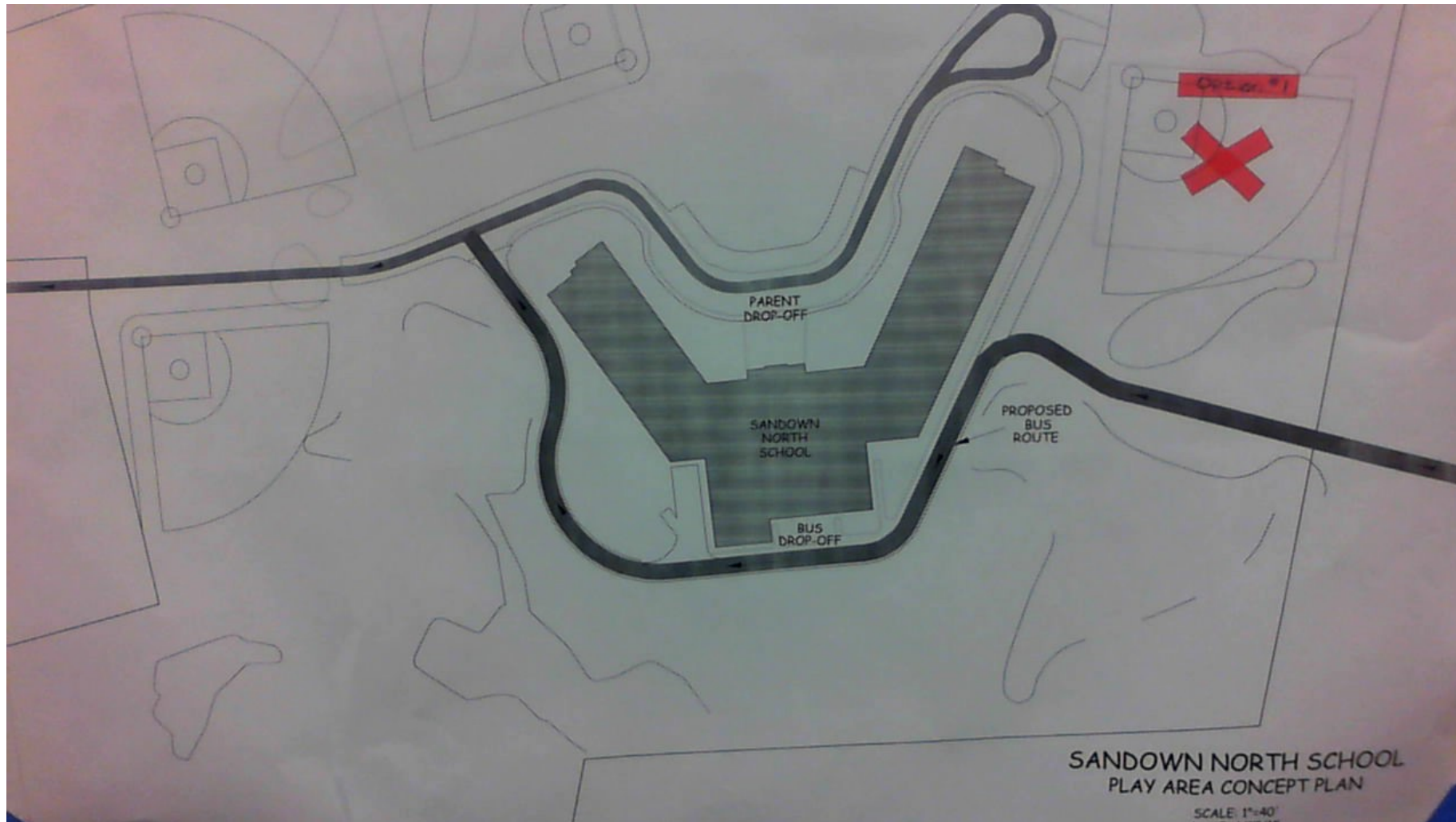
Arrival / Dismissal – Current Plan



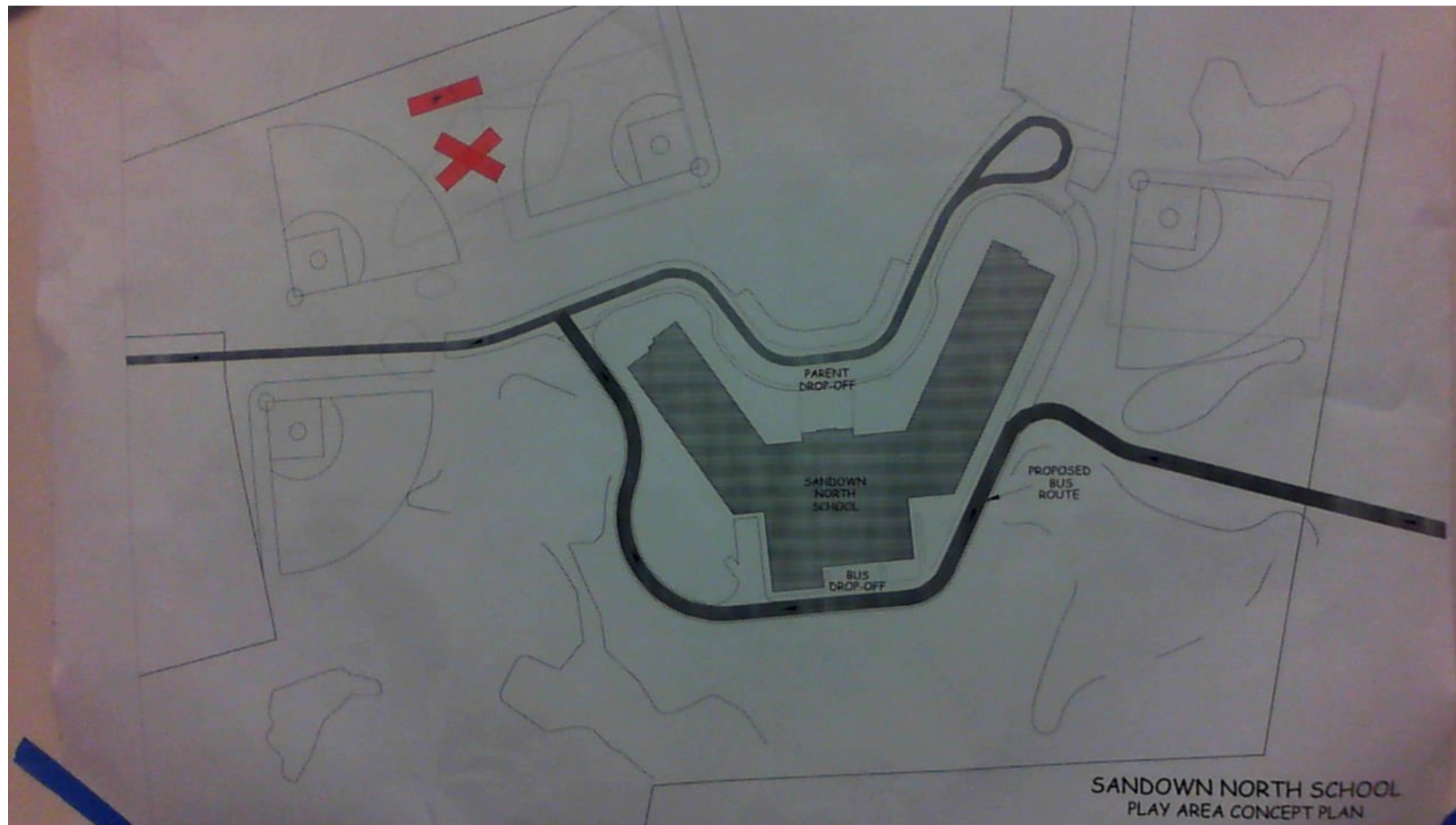
Field

- ▶ Field needs to be fenced
- ▶ Field needs to be grassy
 - ▶ More options for field use
 - ▶ Safer surface for children

Field – Option #1



Field – Option #2



Next Steps for Transition Committee

- ▶ Transition Team will continue to be in contact over the summer
- ▶ Communicating information to staff and families
- ▶ Presenting to School Board at start of 2015 / 2016 school year
- ▶ Continuing to meet in the fall to address successes and concerns

Major Maintenance and Renovation Projects

Account 4600-450, Building Renovations & Improvements

| | Budgeted | Quoted | Contractor |
|--|----------|------------|---------------------------|
| Atkinson Academy | | | |
| 1st & 2nd floor boys & girls restroom partitions | 16500 | 15,217.11 | Shiffler |
| Reception Glass Security Window | 600 | 496.67 | NE School Service |
| Paint exterior trim of café | 12000 | 2,850.00 | C.K. Landmark |
| Danville Elementary | | | |
| Reception Glass Security Window | 600 | 496.67 | NE School Service |
| Fire suppression system (added at Deil. Session) | 250000 | 250,000.00 | Hampshire Fire Protection |
| District Wide | | | |
| District window replacement/upgrade (50 @ 330) | 16500 | 16,500.00 | In House |
| Walk off matts | 20000 | 20,000.00 | In House |
| High School | | | |
| Rm 326 Science Lab cabinets, counter w/sink | 25000 | 25,000.00 | In House |
| Locker rooms paint ceilings & walls | 35000 | 34,500.00 | C.K. Landmark |
| AHU for athletic office area | 25000 | 25,000.00 | In House |
| Reception area Security/Ergonomic Renovations | 40000 | 40,000.00 | In House |
| Phase II (final) Window Film | 20000 | 17,105.00 | Advance Solar Protection |
| Middle School | | | |
| Locker replacement 1100 wing & 1100 center Hallway | 32000 | 36,718.50 | Shiffler |
| Restroom partitions 1500 B's & G's | | | Shiffler |
| Restroom partitions facility M's & W's | | | Shiffler |
| Restroom partitions 1100 wing Boy's gang | | | Shiffler |
| Restroom partitions 1200 wing B's & G's | 27400 | 21,780.59 | Shiffler |
| Carpeting Sped office suite | 5000 | 4,198.00 | Institutional interiors |
| Reception Glass Security Window | 600 | 496.67 | NE School Service |
| Phase II exterior painting | 20000 | 14,500.00 | C.K. Landmark |

| Middle School cont | Budgeted | Quoted | Contractor |
|--|------------------|---------------------|--------------------|
| Door replacement interior men's & ladies restroom | 2500 | 2,980.00 | NE School Service |
| Storage build off of the gym | 38000 | 19,715.00 | In House |
| | | 18,285.00 | Busby Construction |
| Pollard School | | | |
| Reception Glass Security Window | 600 | 496.67 | NE School Service |
| 1st & 2nd floor cabinets/counter tops & sinks | 15000 | 15,000.00 | In House |
| Sandown Central | | | |
| Vinyl siding upper section west facing side of gym | 3500 | 3,500.00 | In House |
| Reception Glass Security Window | 600 | 496.67 | NE School Service |
| Sandown North | | | |
| Reception Glass Security Window | 600 | 496.67 | NE School Service |
| | \$607,000 | \$585,829.22 | |

Major Maintenance and Renovation Projects

Account 4200-430, Site Renovations & improvements

| | Budgeted | Quoted | Contractor |
|---|------------------|---------------------|--------------------|
| Atkinson Academy | | | |
| Asphalt pad removal on playground loam & seed | 6260 | 5,510.00 | Busby Construction |
| Fencing (edge of woods along wall) | 3600 | 3,600.00 | Fences Unlimited |
| Danville Elementary | | | |
| Remove granite curbing & repave to driveway grade | 74200 | 11,470.00 | Busby Construction |
| High School | | | |
| Phase 3 reclaim & Paving 5460 sq yds | 110000 | 113,110.00 | Busby Construction |
| Metal roof maintenance garage | 4000 | 4,000.00 | In-House |
| Metal roof football practice field storage building | 700 | 700.00 | In-House |
| Metal roof Concession Stand | 2000 | 2,000.00 | In-House |
| Pollard School | | | |
| Swale side parking lot 190' | 6340 | 6,400.00 | Busby Construction |
| Sandown North | | | |
| Install light pole off of the C - wing | 4500 | 4,500.00 | In-house |
| New parking lot parking lot lighting fixtures | 6000 | 6,000.00 | In-house |
| Added projects | | | |
| SAU Speed bump & patch work | | 2,125.00 | Busby Construction |
| HS Concession stand paving & grading | | 5,400.00 | Busby Construction |
| | \$217,600 | \$164,815.00 | |

Pressing Needs for the Athletic Department

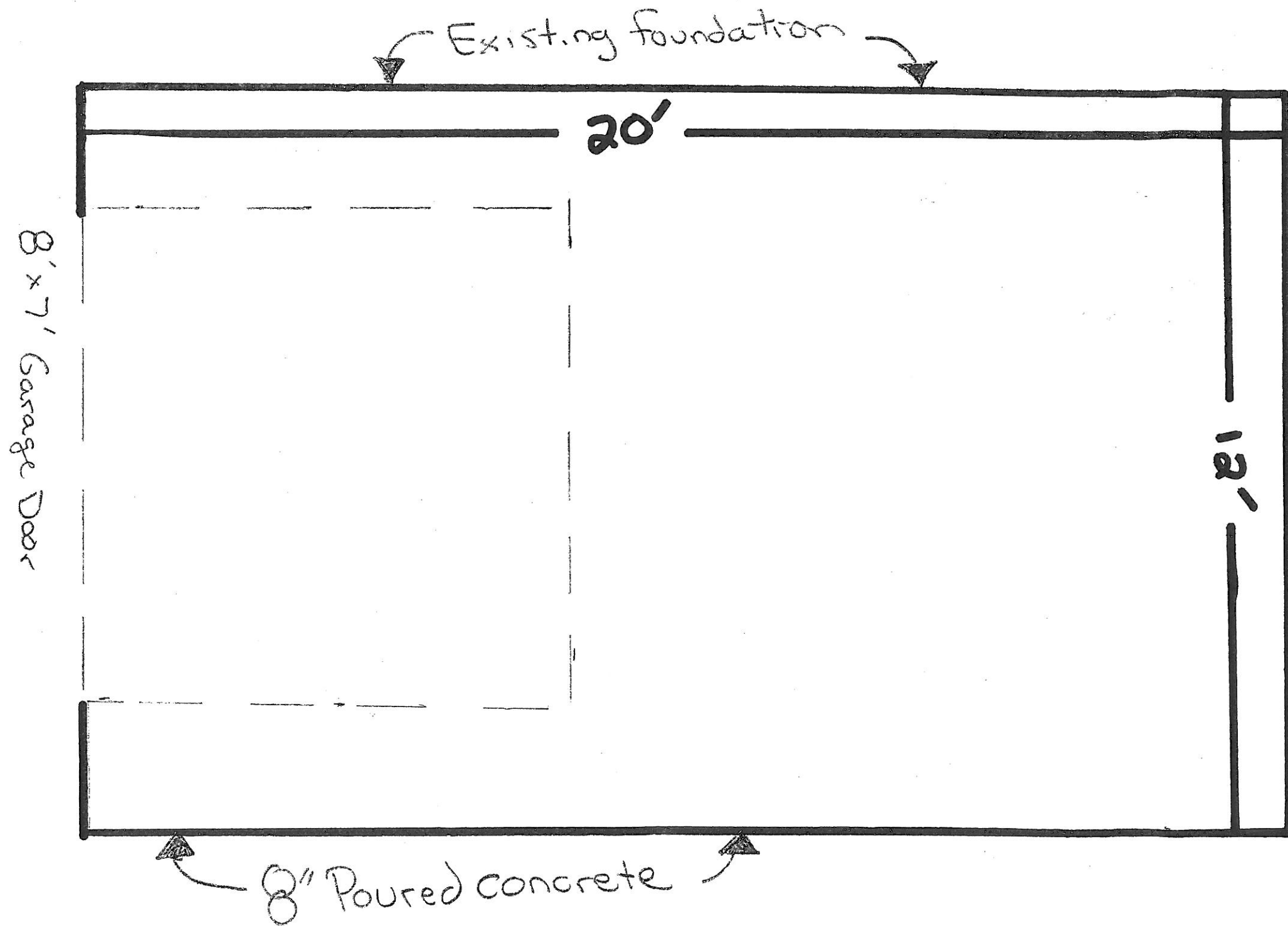
1. Press Box reconstruction
 - Material cost \$22,500.00
 - Framing and completion cost \$22,500.00
2. Flag pole between tennis courts & softball field
 - Install 20', fiberglass pole, white
 - Cost \$500.00 Completed
3. Softball Batting cage
 - Install batting cage on girls soft ball field behind tennis courts
 - Cost \$12,000.00
4. Storage unit for soccer/lacrosse
 - Purchase and install refurbished 20'x8'x8.5' storage container
 - Cost \$2,700.00
 - Install deck 8'x10' on top of container for filming
 - Cost \$800.00

Total cost for Pressing Needs \$60,500.00

Spec sheet for the Press Box

Timberlane Regional School District High School

- 1) Use existing 12'x20' Foundation over hang the building an additional 2' on both sides and back for a total of 12'x24'.
- 2) Use existing knee walls sister up with new 2x6.
- 3) 2x10 floor system 16"oc with $\frac{3}{4}$ " Advantech plywood floor.
- 4) Walls to be 2x6x8' 16oc with double top plate and sheathed with zip plywood.
- 5) Windows to be 4'x3' slides door to be fiberglass with composite sill.
- 6) New garage door with opener and keyless entry.
- 7) Entry deck and stairs to be PT wood and treated with clear Arbor coat.
- 8) Roof deck to be treated with clear Arbor Coat.
- 9) Roof on building to be fully Adhered rubber, roof on Deck to be maroon metal.
- 10) Siding color to be Maroon Vinyl with white trim.



-1

Proposed Press Box for Timberlane High School
Foundation Plan 1.1.11
Rodney Mills

Rubber Track

Proposed Area Deck

4'x4' sliding windows

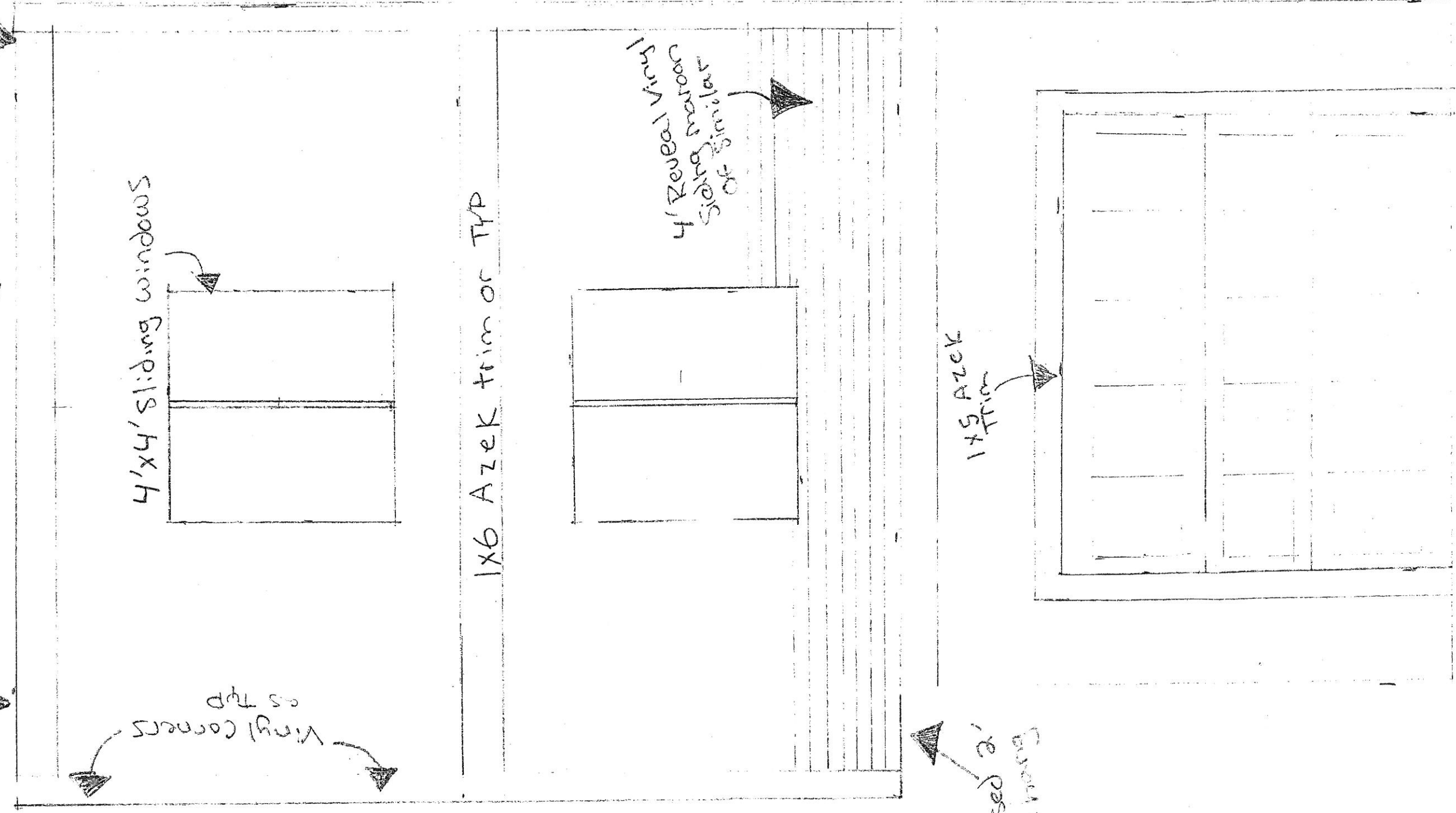
Vinyl corners as TYP

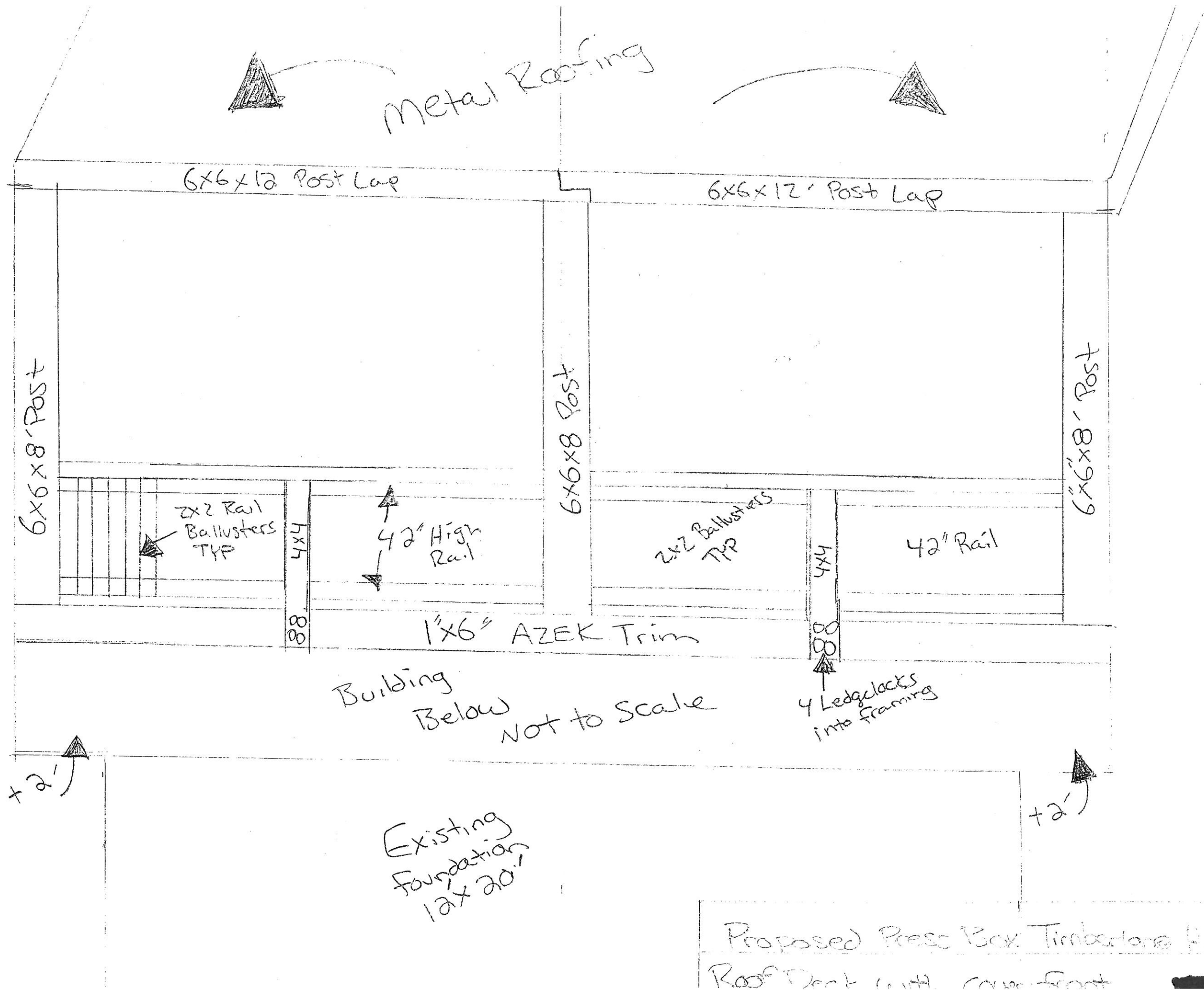
1x6 Azek trim or TYP

4' Reveal Vinyl Sliding windows on side

1x5 Azek Trim

Proposed 2' overhang





Metal Roofing

6x6x12 Post Lap

6x6x12 Post Lap

6x6x8 Post

6x6x8 Post

6x6x8 Post

2x2 Rail Ballusters TYP

42" High Rail

2x2 Ballusters TYP

42" Rail

4x4

4x4

1x6 AZEK Trim

Building Below Not to Scale

4 Ledgelocks into Framing

+2'

+2'

Existing Foundation 12x20'

Proposed Press Box Timberlone High School
 Roof Deck with cover front
 Room

MASONRY METAL ROOFING

2x8 Rafter w/ Strapping 16 oc

6x6" Post

2x4 Rafter

2"x2" Ballusters
TYP

4x4 Post

2x4"

4"x4" Ledger Joist
into Foundation

6x6" Post

Proposed Deck
Area

Building Below

| | |
|---|---------------------------------|
| <p>Timberlane Regional School District</p> | <p>Policy Code: IHCD</p> |
| <p>Revised: 07-21-99 Re-affirmed: 11-01-07 Revised: 03-04-10</p> | <p>REPEALED</p> |

ADVANCED COLLEGE PLACEMENT

~~Repealed by the Timberlane Regional School Board on December 19, 2013. See policy IMBC—Alternative Credit Options~~

Any student who is capable of and wishes to do advanced course work or take advanced placement classes while in high school should be permitted to do so. School district administrators and guidance counselors will provide assistance to students who wish to enroll in such courses. If advanced course work or advanced placement courses are not available within the school district, administrators or guidance counselors are instructed to assist students in identifying alternative means of taking such classes. These means may include taking courses at a different public school or a private school, or through distance education courses or other suitable means.

Any student whose eligibility for taking advanced course work is recommended by his/her counselor may enroll in a course. Credit may be given, provided the course comports with applicable District policies and state standards. The District will not be responsible for any tuition, fees, or other associated costs incurred by the student for enrollment in such courses.

See also policy LEB.

Legal References:

NH Code of Administrative Rules, Section ED 306.14(g), Advanced Course Work

FUND BALANCE RETENTION

Each year the school board shall act to withhold unassigned general funds for surplus as approved by the voters in March 2013.

| | |
|---|-------------------------|
| Article 6 – Fund Balance Retention (Surplus) | Yes 1955 No 1073 |
|---|-------------------------|

Shall the Timberlane Regional School District vote to authorize, indefinitely until rescinded, the retention of year-end unassigned general funds in an amount not to exceed, in any fiscal year, 2.5 percent of the current fiscal year's net assessment, for the purpose of having funds on hand to use as a revenue source for emergency expenditures and over-expenditures under RSA 32:11, or to be used as a revenue source to reduce the tax rate, all in accordance with RSA 198:4-b, II? (MAJORITY VOTE REQUIRED)

Recommended by the School Board 8-1

Recommended by the Budget Committee 8-0